

# VIEWCo: DISCOVERING TEXT-SUPERVISED SEGMENTATION MASKS VIA MULTI-VIEW SEMANTIC CONSISTENCY

Pengzhen Ren<sup>1</sup>, Changlin Li<sup>2</sup>, Hang Xu<sup>3</sup>, Yi Zhu<sup>3</sup>, Guangrun Wang<sup>4</sup>, Jianzhuang Liu<sup>3</sup>, Xiaojun Chang<sup>2</sup>, Xiaodan Liang<sup>1,5\*</sup>

<sup>1</sup>Sun Yat-sen University <sup>2</sup>ReLER, AAIL, University of Technology Sydney

<sup>3</sup>Huawei Noah's Ark Lab <sup>4</sup>University of Oxford <sup>5</sup>MBZUAI

pzhren@foxmail.com, {changlinli.ai, wanggrun, xdliang328}@gmail.com

{xu.hang, zhuyi36, liu.jianzhuang}@huawei.com, xiaojun.chang@uts.edu.au

## ABSTRACT

Recently, great success has been made in learning visual representations from text supervision, facilitating the emergence of text-supervised semantic segmentation. However, existing works focus on pixel grouping and cross-modal semantic alignment, while ignoring the correspondence among multiple augmented views of the same image. To overcome such limitation, we propose multi-**View Consistent** learning (ViewCo) for text-supervised semantic segmentation. Specifically, we first propose text-to-views consistency modeling to learn correspondence for multiple views of the same input image. Additionally, we propose cross-view segmentation consistency modeling to address the ambiguity issue of text supervision by contrasting the segment features of Siamese visual encoders. The text-to-views consistency benefits the dense assignment of the visual features by encouraging different crops to align with the same text, while the cross-view segmentation consistency modeling provides additional self-supervision, overcoming the limitation of ambiguous text supervision for segmentation masks. Trained with large-scale image-text data, our model can directly segment objects of arbitrary categories in a zero-shot manner. Extensive experiments show that ViewCo outperforms state-of-the-art methods on average by up to 2.9%, 1.6%, and 2.4% mIoU on PASCAL VOC2012, PASCAL Context, and COCO, respectively.<sup>1</sup>

## 1 INTRODUCTION

Recently, vision-language contrastive learning (Radford et al. (2021); Li et al. (2021a)) has attracted a lot of attention because it can obtain more generalized feature representation. And at the same time, it can also make use of abundant image-text pairs to avoid labor-intensive annotation costs. Vision-language pre-training (VLP) models have exhibited impressive potential in various visual (Xu et al. (2022); Mu et al. (2021); Radford et al. (2021)) and multimodal (Wang et al. (2021b); Kim et al. (2021)) tasks, including text-supervised semantic segmentation (Xu et al. (2022); Ghiasi et al. (2021); Xu et al. (2021); Zabari & Hoshen (2021); Zhou et al. (2021a), which uses text instead of traditional dense labels for supervision to achieve zero-shot semantic segmentation. It provides a feasible solution for learning segmentation masks without mask annotation.

However, existing works with CLIP-based (Radford et al. (2021)) segmentation (Xu et al. (2022; 2021); Zhou et al. (2021a)) mainly focus on pixel grouping or cross-modal semantic alignment. They have the following two obvious limitations: (i) the excessive strictness of image-text correspondence; and (ii) the ambiguity of text description. *First*, in vanilla vision-language contrastive learning, each image-text

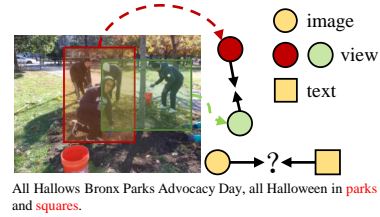


Figure 1: Illustration of text description ambiguity. Text descriptions are highly abstract and difficult to be semantically aligned with images. Cross-view semantic consistency modeling can effectively alleviate the effect of the text description ambiguity issue.

\*Corresponding author.

<sup>1</sup>Code release: <https://github.com/pzhren/ViewCo>



Figure 2: The consistent comparison of semantic segmentation results in multiple views of a “horse”. (a) GroupViT: the semantic segmentations of different views are inconsistent. (b) ViewCo: the semantic segmentations of different views are much more consistent. Here,  $x$ ,  $u$ , and  $v$  represent the segmentation results on the original image and views  $u$ ,  $v$ , respectively.

pair is regarded as a unique positive pair, while all the other combinations are regarded as negative ones. This image-text correspondence is actually too rigorous. In fact, one textual description may correspond to different images. The excessive strictness is not conducive to the model learning high-level cross-modal semantic correspondences. Therefore, more relaxed vision-language contrastive learning needs to be considered. *Second*, the ambiguity of textual descriptions is also a key challenge. Compared with the traditional semantic segmentation pipeline that uses dense annotations as supervision information (Touvron et al. (2021); Ren et al. (2022)), the CLIP-based segmentation methods (Xu et al. (2022; 2021); Zhou et al. (2021a)) use text as supervision, which is easier to access but more noisy and ambiguous.

This is mainly because compared with traditional segmentation annotations, text descriptions are often more abstract and do not contain location information. Moreover, the background in the image is usually ignored in the description. In some cases, the objects in the image do not even exist in the text description (see Figure 1). Such ambiguity is common in the textual supervision in vision-language pre-training. In the semantic segmentation task, the ambiguity of textual supervision makes the segmented object-label correspondence very fragile. Therefore, Fully mining the information carried by the dataset itself may need to be considered.

On the other hand, visual self-supervision (Caron et al. (2021); He et al. (2022); Chen et al. (2020a); Zhou et al. (2021b)) has been widely used for visual pre-training. It includes two categories: reconstructing masked images (He et al. (2022); Zhou et al. (2021b)) and multicrop image contrast (Caron et al. (2021); Chen et al. (2020a)). For example, SLIP (Mu et al. (2021)) introduces contrastive learning of multicrop visual consistency for VLP. MaskCLIP (Dong et al. (2022)) introduces a visual self-supervised task of reconstructing masked images. They utilize visual self-supervision to provide more useful information for VLP models. However, the semantic consistency of multiple views of an image in segmentation and cross-modal contrast have not received enough attention and research.

Based on the above observations, in this paper, we explore the impact of multi-view semantic consistency on the task of text-supervised semantic segmentation through visual self-supervision. To this end, we propose multi-**View Consistency** learning (ViewCo), which aims at discovering text-supervised segmentation masks via multi-view semantic consistency. Specifically, we propose *text-to-views consistency modeling* to alleviate the excessive strictness of image-text correspondence in vanilla vision-language contrastive learning. It enables the model to benefit from the dense assignment of visual features by encouraging different crops to align with the same text. This relaxed one-to-many contrast mechanism also facilitates the learning of multi-view consistent semantics, enabling the model to acquire high-level cross-modal alignment capabilities. Moreover, as shown in Figure 1, to alleviate the ambiguity issue of textual supervision, we propose *cross-view segmentation consistency modeling*. It overcomes the limitation imposed by textual ambiguity by providing additional self-supervision to vision-language contrastive learning via cross-view segmentation consistency. ViewCo uses the proposed text-to-views consistency modeling for vision-language cross-modal contrastive learning and additionally enables cross-view segmentation consistency modeling by contrasting the segment features of Siamese visual encoders. As shown in Figure 2, with the help of the two consistency modeling schemes, ViewCo establishes a solid semantic correspondence in different views, and the semantics in different views maintain a good consistency. The semantic consistency of GroupViT in different views is difficult to guarantee.

Overall, ViewCo’s design is simple and effective. We train it on large-scale image-text pair datasets CC12M (Changpinyo et al. (2021)) and YFCC (Thomee et al. (2016)). In the inference stage, we

use the similarity scores between the segmentation embeddings generated by the teacher network and the label prompts to assign labels to the image masks for zero-shot semantic segmentation. Compared with the state-of-the-art methods, ViewCo achieves an average improvement of 2.9%, 1.6%, and 2.4% mIoU on PASCAL VOC2012, PASCAL Context, and COCO, respectively. Our contributions can be summarized as follows:

- We propose a novel one-to-many text-to-views consistency modeling that improves the model’s ability of high-level cross-modal semantic alignment by encouraging different crops of an image to align with the same text.
- To alleviate the problem of supervision failure that may arise from text ambiguity, we propose cross-view segmentation consistency modeling to provide additional self-supervision for the vision branch and encourage the model to generate consistent segmentation masks for different views.
- ViewCo consistently outperforms the state-of-the-art methods on PASCAL VOC2012, PASCAL Context, and MS-COCO when pre-trained on CC12M or CC12M+YFCC.

## 2 RELATED WORK

**Vision-Language Pretraining.** In recent years, vision-language pre-training models (Chen et al. (2020b); Desai & Johnson (2021); Li et al. (2020a; 2021a; 2020b)) have developed rapidly with the help of large-scale image-text pair data available on the Internet. Recently, VLP models such as CLIP (Radford et al. (2021)), ALIGN (Li et al. (2021a)), and SLIP (Mu et al. (2021)) have made great progress in visual representation learning by using contrastive learning. And they have been successfully transferred to various downstream tasks, such as visual question answering (Antol et al. (2015); Zhou et al. (2020)) and visual reasoning (Zellers et al. (2019)). In particular, CLIP (Radford et al. (2021)) uses the image-text matching relationship for contrastive learning, and the learned model can be directly transferred to ImageNet classification (Deng et al. (2009)) in a zero-shot manner without any fine-tuning. This success is also found on zero-shot semantic segmentation (Xu et al. (2022)). However, the one-to-one contrastive learning mechanism between image and text in the vanilla VLP pipeline is too strict, which is not conducive to the model learning high-level cross-modal semantic alignment. Based on the above observations, this paper proposes one-to-many text-to-views consistency modeling. It relaxes the original one-to-one correspondence by encouraging different crops of an image to match the same text, allowing the model to benefit from the dense assignment of the visual features.

**Visual Self-Supervision.** This framework relies on the information carried by the image itself for self-supervision without any additional annotation information. Visual self-supervision is mainly divided into generative (He et al. (2022); Bao et al. (2021)) and contrastive (He et al. (2020a); Caron et al. (2021); Chen et al. (2020a)). A generative model allows the model to learn the feature representation of the image by reconstructing the masked image. Contrastive models focus more on learning-centric global representations. Since semantic segmentation requires dense prediction of images, generative models may not help much because they destroy the original structure and information of images. On the other hand, the contrastive visual self-supervised model can provide the required multi-view features for ViewCo’s text-to-views consistency modeling. Moreover, this visual contrastive learning can provide additional visual self-supervision information for the VLP model to alleviate the risk of supervision failure caused by text ambiguity. Therefore, this paper focuses on the help of visual contrastive learning for semantic segmentation consistency.

**Consistent Semantics.** Capturing consistent semantics is one of the main challenges shared by many tasks such as cross-modality and visual understanding. Vision-language contrastive learning (Radford et al. (2021)) is essential to encode different modal data into the same feature space and enforces the features sharing the same semantics to get closer, and the features with different semantics to be pushed away. Similarly, multicrop image-level semantic consistency is

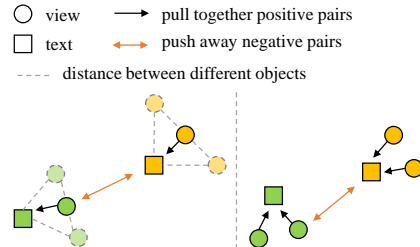


Figure 3: Comparison of single-view text-to-image contrastive learning (left) and multi-view text-to-views contrastive learning (right).

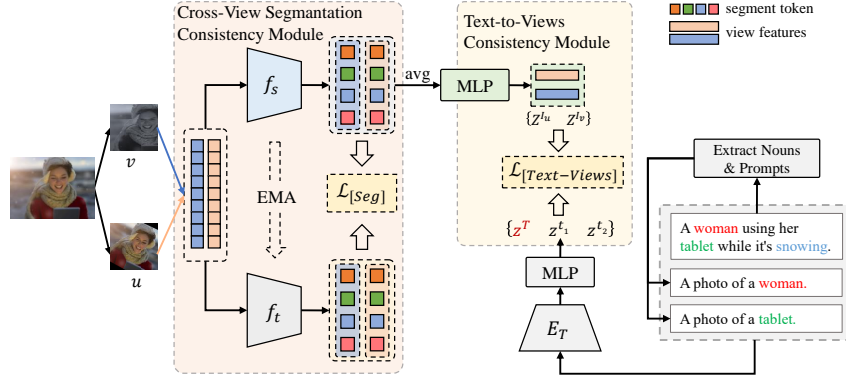


Figure 4: Framework of ViewCo. It is mainly composed of a cross-view segmentation consistency module and a text-to-views consistency module. The visual branch adopts a visual self-supervised model, which consists of teacher  $f_t$  and student  $f_s$  networks with the same structure.  $f_t$  and  $f_s$  are the bottom-up segmentation backbone that outputs segment features of the image.

also the core idea of visual self-supervised contrastive learning (Caron et al. (2021); Chen et al. (2020a); He et al. (2020a)). For example, DenseCL (Wang et al. (2021a)) performs pixel-level dense contrastive learning on dense output vectors from multiple views, which is not helpful to the learning of high-level global semantic information. Further, GroupViT (Xu et al. (2022)) uses text as supervision and achieves pixel grouping by capturing the contextual consistent semantics of images. However, in the text-supervised semantic segmentation task, the ambiguous properties of text relative to dense annotations result in that the semantic consistency of images sharing the same semantics cannot be sufficiently guaranteed in the embedding space. Furthermore, the strict one-to-one correspondence between image and text in the vanilla VLP model is also not conducive to the true alignment of high-level cross-modal semantics. Figure 3 (left) illustrates the above observation: although one of the views of an image (e.g., the solid circle) is already close to the corresponding text embedding, other views (e.g., the dashed circles) may still be far away. Previous VLP methods generally only focus on the alignment of a single view with text. In contrast, as shown in Figure 3 (right), ViewCo focuses on text-to-views consistency modeling, doing one-to-many matching in cross-modal contrastive learning.

### 3 MULTI-VIEW CONSISTENT LEARNING

As shown in Figure 4, our ViewCo is mainly composed of a cross-view segmentation consistency module and a text-to-views consistency module. We describe these two modules in Sections 3.1 and 3.2, respectively, and summarize the final loss function in Section 3.3.

#### 3.1 CROSS-VIEW SEGMENTATION CONSISTENCY MODULE

As shown in Figure 4 (left), given a batch of image-text pairs  $\{(x_i^I, x_i^T)\}_{i=1}^B$ , two random augmentations are performed on the input image  $x_i^I$ , generating two warped views  $u$  and  $v$ . We use GroupViT (Xu et al. (2022)) as the bottom-up segmentation backbone of ViewCo, where each view is segmented into  $K$  segment tokens. For each of the views (e.g.,  $u$ ), this process is expressed as:  $Z_{\text{Seg}}^{u_s} = \{Z_{\text{seg}_k}^{u_s}, k = 1, \dots, K\} = f_s(u) \in \mathbb{R}^{K \times d}$ , where  $Z_{\text{seg}_k}^{u_s} \in \mathbb{R}^d$  is the  $k$ -th segment feature from  $f_s$ , and  $d$  is the dimensionality of the segment feature. Similarly, we have  $Z_{\text{seg}_k}^{v_s}$  and the segment features  $Z_{\text{seg}_k}^{u_t}$  and  $Z_{\text{seg}_k}^{v_t}$  from the teacher network  $f_t$ . We update the parameters of  $f_t$  using the exponential moving average (EMA) He et al. (2020b) of the parameters of  $f_s$ . For example, let  $\theta_i$  and  $\bar{\theta}_i$  be the parameters of  $f_s$  and  $f_t$  at training step  $i$ , respectively, and then  $\bar{\theta}_i$  is updated as:  $\bar{\theta}_i = \alpha \bar{\theta}_{i-1} + (1 - \alpha) \theta_i$ , where  $\alpha$  is a hyper-parameter for smoothing the update. In addition, the standard contrastive loss function, called InfoNCE (Oord et al. (2018)), is considered in this paper, for an encoded query  $q$  and a set of encoded samples  $k = \{k_0, k_1, k_2, \dots\}^N$  that are the keys of a dictionary, we have:

$$\mathcal{L}_{\text{NCE}}(q, k) = -\log \frac{\exp(q \cdot k_+ / \tau)}{\sum_{i=0}^N \exp(q \cdot k_i / \tau)}, \quad (1)$$

where  $\tau$  is a learnable temperature parameter. And  $q$  and  $k_+$  are positive pairs, and the other  $(N - 1)$  pairs are negative.

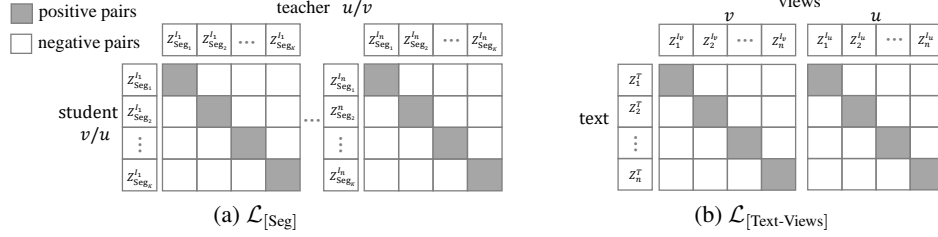


Figure 5: Illustration of the contrastive loss of (a) cross-view segmentation consistency modeling and (b) text-to-views consistency modeling.  $Z_{\text{Seg}_k}^{I_i}$  is the  $k$ -th semantic feature of the  $i$ -th image (*i.e.*, view  $u$  or  $v$ ).  $Z_i^{I_v}$  and  $Z_i^{I_u}$  are the embeddings of the views  $v$  and  $u$  of the  $i$ -th image, respectively.

Intuitively, the segment features obtained from different crops of the same image should be roughly the same, *i.e.*, cross-view segmentation consistency. To this end, for the semantic segmentation task, we replace the image-level contrastive learning in previous methods (Caron et al. (2021); Zhou et al. (2021b)) with cross-view segmentation consistency learning within images. Therefore, we define the minimization training objective of the cross-view segmentation consistency module in ViewCo as:

$$\mathcal{L}_{[\text{Seg}]}^{t \leftrightarrow s} = \mathcal{L}_{[\text{Seg}]}^{t \rightarrow s} + \mathcal{L}_{[\text{Seg}]}^{s \rightarrow t}. \quad (2)$$

It is a bi-directional contrast loss between the segment features from the teacher  $f_t$  and the student  $f_s$ .  $\mathcal{L}_{[\text{Seg}]}^{t \rightarrow s}$  considers two pairs of views (*i.e.*,  $(u_t, v_s)$  and  $(v_t, u_s)$ ) outputted by  $f_t$  and  $f_s$ . The segment features of  $(u_t, v_s)$  from the same image are multiplied ( $Z_{\text{seg}}^{u_t} \cdot Z_{\text{seg}}^{v_s T} \in \mathbb{R}^{K \times K}$ ) after  $l_2$  normalization. In the image branch of ViewCo, we use the EMA policy for parameter updates, so the learnable grouping tokens on the corresponding position IDs of different views of the same image are highly correlated, and they have the same semantics. Therefore, the semantic pairs  $\{(Z_{\text{seg}_i}^{u_t}, Z_{\text{seg}_i}^{v_s}), i = 1, \dots, K\}$  on the diagonal are regarded as positive, and the other  $K(K-1)$  pairs  $\{(Z_{\text{seg}_i}^{u_t}, Z_{\text{seg}_j}^{v_s}), i, j = 1, \dots, K, i \neq j\}$  are regarded as negative. Therefore, the contrastive loss  $\mathcal{L}_{[\text{Seg}]}^{t \rightarrow s}$  of the teacher-to-student segment features is defined as  $\mathcal{L}_{[\text{Seg}]}^{t \rightarrow s} = \mathcal{L}_{u_t \rightarrow v_s} + \mathcal{L}_{v_t \rightarrow u_s}$ , more specifically:

$$\mathcal{L}_{[\text{Seg}]}^{t \rightarrow s} = -\frac{1}{KB} \sum_{i=1}^B \sum_{k=1}^K (\mathcal{L}_{\text{NCE}}(Z_{\text{seg}_k}^{u_t}, \{Z_{\text{seg}_k}^{v_s}\}_{k=1}^K) + \mathcal{L}_{\text{NCE}}(Z_{\text{seg}_k}^{v_t}, \{Z_{\text{seg}_k}^{u_s}\}_{k=1}^K)). \quad (3)$$

Similarly, the contrastive loss  $\mathcal{L}_{[\text{Seg}]}^{s \rightarrow t}$  of the student-to-teacher segment features is defined as  $\mathcal{L}_{[\text{Seg}]}^{s \rightarrow t} = \mathcal{L}_{u_s \rightarrow v_t} + \mathcal{L}_{v_s \rightarrow u_t}$ , more specifically:

$$\mathcal{L}_{[\text{Seg}]}^{s \rightarrow t} = -\frac{1}{KB} \sum_{i=1}^B \sum_{k=1}^K (\mathcal{L}_{\text{NCE}}(Z_{\text{seg}_k}^{u_s}, \{Z_{\text{seg}_k}^{v_t}\}_{k=1}^K) + \mathcal{L}_{\text{NCE}}(Z_{\text{seg}_k}^{v_s}, \{Z_{\text{seg}_k}^{u_t}\}_{k=1}^K)). \quad (4)$$

Figure 5a shows the positive and negative pairs for cross-view segmentation consistency learning in the vision branch.

### 3.2 TEXT-TO-VIEWS CONSISTENCY MODULE

Previous methods (Radford et al. (2021); Xu et al. (2022)) build visual-linguistic semantic correspondences by performing a contrastive loss on image-text pairs. In this paper, we consider the contrastive learning between multiple views and text, using one-to-many text-to-views consistency modeling instead of one-to-one text-to-image contrastive learning. The model learns to capture intra-modal and inter-modal semantic consistency through the alignment of multi-view images and text.

Specifically, for a given image-text pair  $(x_i^I, x_i^T)$ , by performing two different augmentations to the input image, we have a triplet  $(u_i, v_i, x_i^T)$ . As shown in Figure 4 (right), in the training phase, we take the output  $(Z_i^u, Z_i^v)$  of the view pair  $(u_i, v_i)$  through the student network  $f_s$  and the output  $Z_i^T$  of the text encoder  $E_T$  to calculate the contrastive loss respectively. The visual embeddings  $(Z_i^u, Z_i^v)$  and text embedding  $Z_i^T$  are mapped to the same feature space through two MLPs, respectively, before performing the final  $l_2$  regularization. This procedure is represented as:

$Z_i^{I_u} = \text{MLP}(\text{AvgPool}(Z_{[\text{Seg}]}^{u_i}))$ ,  $Z_{[\text{Seg}]}^{u_i} = f_s(u_i)$ ;  $Z_i^{I_v} = \text{MLP}(\text{AvgPool}(Z_{[\text{Seg}]}^{v_i}))$ ,  $Z_{[\text{Seg}]}^{v_i} = f_s(v_i)$ .

The multi-view feature  $Z_i^I = \{Z_i^{I_u}, Z_i^{I_v}\}$  and text embedding  $Z_i^T$  constitute positive pairs, and the other  $2B(B-1)$  pairs are negative pairs. The contrastive loss of text-to-views consistency modeling is defined as follows:

$$\mathcal{L}_{I_{\{u,v\}} \leftrightarrow T} = \mathcal{L}_{I_{\{u,v\}} \rightarrow T} + \mathcal{L}_{T \rightarrow I_{\{u,v\}}}, \quad (5)$$

where the contrastive loss of views  $I_{\{u,v\}}$ -to-text is defined as:

$$\mathcal{L}_{I_{\{u,v\}} \rightarrow T} = -\frac{1}{KB} \sum_{i=1}^B \sum_{k=1}^K (\mathcal{L}_{NCE}(Z_i^{I_u}, \{Z_i^T\}_{i=1}^B) + \mathcal{L}_{NCE}(Z_i^{I_v}, \{Z_i^T\}_{i=1}^B)). \quad (6)$$

and the contrastive loss of text-to-views  $I_{\{u,v\}}$  is defined as:

$$\mathcal{L}_{T \rightarrow I_{\{u,v\}}} = -\frac{1}{KB} \sum_{i=1}^B \sum_{k=1}^K (\mathcal{L}_{NCE}(Z_i^T, \{Z_i^{I_u}\}_{i=1}^B) + \mathcal{L}_{NCE}(Z_i^T, \{Z_i^{I_v}\}_{i=1}^B)). \quad (7)$$

Additionally, in order to further enhance the association between multi-view semantics and text semantics, we also compute the multi-label image-text contrastive loss (Xu et al. (2022)) of multi-view and “prompted text” pairs  $\{(Z_i^{I_u}, \{Z_i^{t_m}\}_{m=1}^M)_{i=1}^B, (Z_i^{I_v}, \{Z_i^{t_m}\}_{m=1}^M)_{i=1}^B\}$ , where  $\{Z_i^{t_m}\}_{m=1}^M$  are the embeddings of the additional  $M$  text prompts  $\{T_i^m\}_{m=1}^M$  generated by the  $i$ -th text  $x_i^T$  according to the “prompt engineering” mechanism (Radford et al. (2021)).  $(Z_i^{I_u}, \{Z_i^{t_m}\}_{m=1}^M)$ , i.e., the embedding of the  $i$ -th image view  $u$  and the generated  $M$  text embeddings  $\{Z_i^{t_m}\}_{m=1}^M$  are positive pairs, and the other combinations are negative pairs. Therefore, similar to Eq.(5), the multi-label contrastive loss of multi-view  $I_{\{u,v\}}$  and multi-prompt  $\{T_i^m\}_{m=1}^M$  is defined as:

$$\mathcal{L}_{I_{\{u,v\}} \leftrightarrow \{T_i^m\}_{m=1}^M} = \mathcal{L}_{I_{\{u,v\}} \rightarrow \{T_i^m\}_{m=1}^M} + \mathcal{L}_{\{T_i^m\}_{m=1}^M \rightarrow I_{\{u,v\}}}. \quad (8)$$

First, the views-to-prompts loss is the average of the losses of the two views. Considering a single view, e.g.  $u$ , the contrastive loss of  $u$  to all the prompts is defined as:

$$\mathcal{L}_{I_u \rightarrow \{T_i^m\}_{m=1}^M} = -\frac{1}{B} \sum_{i=1}^B \left( \log \frac{\sum_{m=1}^M \exp(Z_i^{I_u} \cdot Z_i^{t_m} / \tau)}{\sum_{m=1}^M \sum_{j=1}^B \exp(Z_i^{I_u} \cdot Z_j^{t_m} / \tau)} \right). \quad (9)$$

Second, the contrastive loss of multi-prompt-to-views is defined as:

$$\mathcal{L}_{\{T_i^m\}_{m=1}^M \rightarrow I_{\{u,v\}}} = -\frac{1}{2MB} \sum_{m=1}^M \sum_{i=1}^B (\mathcal{L}_{NCE}(Z_i^{t_m}, \{Z_i^{I_u}\}_{i=1}^B) + \mathcal{L}_{NCE}(Z_i^{t_m}, \{Z_i^{I_v}\}_{i=1}^B)). \quad (10)$$

In particular, a similar work to our text-to-views consistency module is DeCLIP (Li et al. (2021b)). It believes that the text description may only be a small part of the image, so in addition to the global view in CLIP (Radford et al. (2021)), DeCLIP also adds a local view for image self-supervision, which may cause information leakage. In addition, DeCLIP uses EDA (Wei & Zou (2019)) as a text augmentation strategy. The augmented text still contains multiple semantics, which is not helpful to the alignment of local semantics in segmentation tasks. In contrast, ViewCo uses self-supervision of two local views to ensure the difficulty of the task, while using a “prompt engineering” mechanism to obtain an augmented text with a single semantic. Combining one-to-many alignment can help ViewCo to better mine consistent segmentation semantics in images.

### 3.3 OVERALL LOSS FUNCTION

Finally, the total loss of ViewCo is the sum of the cross-view segmentation consistency contrastive loss and the two cross-modal contrastive losses:

$$\mathcal{L} = \mathcal{L}_{[\text{Seg}]^{t \leftrightarrow s}} + \mathcal{L}_{I_{\{u,v\}} \leftrightarrow T} + \mathcal{L}_{I_{\{u,v\}} \leftrightarrow \{T_i^m\}_{m=1}^M}. \quad (11)$$

## 4 EXPERIMENTS

### 4.1 IMPLEMENTATION DETAILS

**Architecture.** In the cross-view segmentation consistency module,  $f_t$  and  $f_s$  have the same network structure. The parameters of  $f_t$  are updated using the exponential moving average of the parameters

| Arch | Pre-training          |            |             | Zero-Shot | Transfer (mIoU (%)) |                |             |
|------|-----------------------|------------|-------------|-----------|---------------------|----------------|-------------|
|      | Model                 | Dataset    | Supervision |           | PASCAL VOC          | PASCAL Context | COCO        |
| ViT  | DeiT                  | ImageNet   | class       | ✗         | 53.0                | 35.9           | -           |
|      | DINO                  | ImageNet   | self        | ✗         | 39.1                | 20.4           | -           |
|      | DINO                  | CC12M+YFCC | self        | ✗         | 37.6                | 22.8           | -           |
|      | MoCo                  | ImageNet   | self        | ✗         | 34.3                | 21.3           | -           |
|      | MoCo                  | CC12M+YFCC | self        | ✗         | 36.1                | 23.0           | -           |
| CLIP | CLIP                  | LAION-20M  | text        | ✓         | -                   | 13.5           | 8.2         |
|      | GroupViT              | CC12M      | text        | ✓         | 41.1                | 18.2           | 18.4        |
|      | GroupViT <sup>l</sup> | CC12M+YFCC | text        | ✓         | 51.2                | 22.3           | 20.9        |
|      | SLIP                  | LAION-20M  | text & self | ✓         | -                   | 12.3           | 8.8         |
|      | CLIP-MAE              | LAION-20M  | text & self | ✓         | -                   | 16.8           | 11.8        |
|      | MaskCLIP              | LAION-20M  | text & self | ✓         | -                   | 17.7           | 11.8        |
|      | ViewCo (ours)         | CC12M      | text & self | ✓         | <b>45.7</b>         | <b>20.8</b>    | <b>20.6</b> |
|      | ViewCo (ours)         | CC12M+YFCC | text & self | ✓         | <b>52.4</b>         | <b>23.0</b>    | <b>23.5</b> |

Table 2: Comparisons with recent methods. Zero-shot means that the model is directly transferred to the semantic segmentation task without any fine-tuning on the target dataset.

of  $f_s$ . We use GroupViT (Xu et al. (2022)) with two stages as the backbone for semantic feature extraction of ViewCo’s visual branch. It is built on ViT-S (Dosovitskiy et al. (2020); Touvron et al. (2021)) with 12 Transformer layers. The input image size is  $224 \times 224$ , the patch size is  $16 \times 16$ , and the hidden dimensionality is 384. The 2-stage GroupViT finally outputs 8 segment tokens, *i.e.*,  $K = 8$ ). Following Radford et al. (2021), ViewCo’s text encoder  $E_T$  consists of 12 Transformer layers with a hidden feature dimensionality of 256.

**Training and Inference.** In the training phase, we use CC12M (Changpinyo et al. (2021)) and the filtered YFCC (Thomee et al. (2016)) as training datasets, which contain 12M and 14M image-text pairs, respectively. See A.1 of the supplementary material for more training details. In the inference phase, following (Xu et al. (2022); Radford et al. (2021)), the image is segmented by associating the image patches with the  $K$  segment tokens outputted by the teacher network  $f_t$ . The semantics in the images are further classified by computing the similarity of the  $K$  visual-semantic embeddings to the text embeddings generated from the class labels of the test dataset.

**Zero-Shot Transfer to Semantic Segmentation.** We evaluate ViewCo on the task of zero-shot transfer to semantic segmentation on the validation sets of PASCAL VOC 2012 (Everingham et al. (2010)), PASCAL Context (Mottaghi et al. (2014)) and COCO Stuff (Lin et al. (2014)) datasets. The three datasets contain 20, 59, and 80 foreground classes and an additional background class, respectively. During inference, following GroupViT (Xu et al. (2022)), ViewCo predicts only the foreground classes by thresholding the softmax-normalized-similarity between the embedding of the outputted image segments and the text segmentation labels. The thresholds on PASCAL VOC 2012, PASCAL Context, and COCO are set to 0.95, 0.35, and 0.95, respectively. We resize each input image to have a shorter side of 448.

## 4.2 COMPARISONS WITH RECENT METHODS

We first compare the performance of ViewCo with some ViT-S-based zero-shot baselines. Then, to further evaluate the performance of ViewCo on the zero-shot semantic segmentation task, we compare ViewCo with some fully supervised transfer and CLIP-based models.

**Comparison with Zero-Shot Baselines.** Table 1 shows the performance comparison of ViewCo and zero-shot baselines on PASCAL VOC 2012. Among them, the four ViT-based baselines train vision and text encoders through the image-text contrastive loss defined in CLIP (Radford et al. (2021)). They adopt four different pixel grouping methods: pixel-wise, K-means, Mean-shift (Comaniciu & Meer (2002)), and Spectral clustering (Shi & Malik (1997)) respectively. And GroupViT (Xu et al. (2022)) uses the bottom-up patch grouping mechanism. As shown in Table 1, ViewCo significantly outperforms the CLIP-trained ViT and GroupViT (52.4% vs. 51.2%) baselines. It is worth noting that ViewCo and GroupViT adopt the same segmentation backbone, indicating that ViewCo can effectively improve the model’s ability of segmentation and cross-modal semantic alignment with the help of the two consistent semantic modelings.

| Arch.         | Method              | Mask mIoU (%) |
|---------------|---------------------|---------------|
| ViT           | pixel-wise          | 20.1          |
| ViT           | K-means             | 25.0          |
| ViT           | Mean-shift          | 20.7          |
| ViT           | Spectral clustering | 19.7          |
| GroupViT      | -                   | 51.2          |
| ViewCo (ours) | -                   | <b>52.4</b>   |

Table 1: Comparison with zero-shot baselines on PASCAL VOC 2012.



**Comparison with Other SoTA Methods.** These methods include one fully supervised baseline DeiT (Touvron et al. (2021)), two visual self-supervised baselines DINO (Caron et al. (2021)) and MoCo (He et al. (2020a)), two vision-language contrastive learning baselines CLIP (Radford et al. (2021)) and GroupViT (Xu et al. (2022)), two vision-language contrast and visual self-supervised learning combined baselines SLIP (Mu et al. (2021)) and CLIP-MAE (Dong et al. (2022)), and one vision-language contrast and self-distillation combined baseline MaskCLIP (Dong et al. (2022)).

Table 2 shows the mIoU performance comparison between ViewCo and the SoTA methods on PASCAL VOC 2012, PASCAL Context, and COCO validation sets. ViewCo significantly outperforms them on all three datasets. Compared to GroupViT, when pre-trained on CC12M, ViewCo achieves a 4.6% mIoU improvement on PASCAL VOC. Similarly, when pre-trained on CC12M+YFCC, ViewCo achieves a 2.6% mIoU improvement on COCO compared to GroupViT. Similar to ViewCo, SLIP, MaskCLIP, and CLIP-MAE all use additional supervision information in the vision branch of the VLP models. Compared with them, ViewCo still has clear advantages in PASCAL Context and COCO. In addition, ViewCo obtains segmentation performance close to the fully supervised DeiT on PASCAL VOC, which again demonstrates the effectiveness of ViewCo for zero-shot semantic segmentation.

### 4.3 ANALYSIS

In this section, for the convenience of comparison, we use CC12M as the pre-training dataset by default for the ablation of ViewCo components, qualitative analysis, and image classification performance comparison. GroupViT (Xu et al. (2022)) is used as the baseline for ViewCo.

**Image-Level Contrast vs. Semantic-Level Contrast.** To ablate the role of the cross-view segmentation consistency module in the vision branch, we add an image-level contrastive module to GroupViT in the visual branch, where we first calculate the average of the  $K$  segment tokens outputted by the teacher and student networks, and then perform contrastive learning. For ViewCo, we remove the text-to-views consistency module and directly average pool the multi-view features outputted by the student network. To be consistent with GroupViT, we use the pooled visual features for contrastive learning with text embeddings. As shown in Table 3, adding a visual self-supervised module for vision-language contrastive learning can improve the performance of the model on semantic segmentation by improving the quality of visual feature learning. Furthermore, the improved performance (*i.e.*, 19.1 vs. 18.6) of semantic-level learning relative to image-level contrastive learning suggests that the cross-view segmentation consistency module can further improve the performance by capturing the consistency of cross-view semantic segmentation.

|           | Visual branch  | COCO mIoU (%)                 |
|-----------|----------------|-------------------------------|
| GroupViT  | -              | 18.4                          |
| GroupViT+ | image-level    | 18.6                          |
| ViewCo    | semantic-level | <b>19.1</b> (0.7 $\uparrow$ ) |

Table 3: Image-level contrast vs. semantic-level contrast. “-” indicates that no visual self-supervision module is used. GroupViT+ represents modifying the corresponding component in GroupViT.

**Vision-Language Contrast: Text-to-Image vs. Text-to-Views.** We further ablate the text-to-views consistency module in ViewCo. In single-view vision-language contrastive learning, we use the average embedding of multi-view features outputted by the student network and the text embedding for contrastive learning during training. As shown in Table 4, text-to-views consistency modeling significantly improves the performances of the models compared to single-view text-to-image (*i.e.*, 1.1% and 1.5%). This indicates that text-to-views consistency modeling has better high-level semantic alignment capabilities than text-to-image single-view modeling. This is exactly what previous methods of single-view vision-language contrastive learning do not have.

|           | Visual branch  | Vision -language contrast | COCO mIoU (%)                 |
|-----------|----------------|---------------------------|-------------------------------|
| GroupViT+ | image-level    | single                    | 18.6                          |
| GroupViT+ | image-level    | multiple                  | <b>19.7</b> (1.1 $\uparrow$ ) |
| ViewCo    | semantic-level | single                    | 19.1                          |
| ViewCo    | semantic-level | multiple                  | <b>20.6</b> (1.5 $\uparrow$ ) |

Table 4: Vision-language contrast: single-view vs. multi-view. “single” and “multiple” denote the number of image views used in vision-language contrastive learning.

**Qualitative Analysis.** Figure 2 shows some visualization results of multi-view semantic segmentation for ViewCo and GroupViT. As shown in Figure 2(a), in GroupViT, the semantic segmentations of different views from the same image are inconsistent. For exam-

<sup>1</sup>The latest version of GroupViT reports the results of training on the CC3M+CC12M+YFCC dataset.






Figure 6: Comparison of semantic segmentation of images in rare scenes. (a) Image segmentation and semantic prediction. (b) Image segmentation. ViewCo can better learn high-level cross-modal semantic alignment with the help of two consistency modeling schemes.

ple, in image  $x$ , “umbrella” is misclassified as “cow”, and in view  $u$ , “umbrella” is misclassified as “horse”. There is also the problem of inconsistent semantic segmentations between views  $u$  and  $v$ . As shown in Figure 2(b), the semantic segmentation in different views in ViewCo is completely consistent. This shows that our cross-view segmentation consistency modeling and text-to-views consistency modeling in ViewCo are effective.

To evaluate ViewCo’s ability to perform semantic segmentation through semantic understanding in rare scenes, we show the more visual comparison in Figure 6. The images of rare scenes are selected from the Internet. In Figure 6(a), we use the class labels of the PASCAL VOC 2012 dataset as the label set for the images. ViewCo’s segmentation and prediction results in rare scenes are significantly better than GroupViT’s. This indicates that ViewCo can better understand high-level semantics in images through consistent semantic learning. In Figure 6(b), we only focus on the model’s ability to segment images in rare scenes. Compared to GroupViT, ViewCo handles the details of image segmentation much better.

|          | Pre-training dataset | Zero-shot          |                     |
|----------|----------------------|--------------------|---------------------|
|          |                      | Acc@1 (%)          | Acc@5 (%)           |
| GroupViT | CC12M                | 37.5               | 65.5                |
| ViewCo   | CC12M                | <b>39.5</b> (2.0↑) | <b>68.4</b> (2.9↑)  |
| ViT      | CC12M+YFCC           | 42.4               | -                   |
| GroupViT | CC12M+YFCC           | 42.9               | 71.7                |
| ViewCo   | CC12M+YFCC           | <b>46.3</b> (3.4↑) | <b>74.0</b> (2.3 ↑) |

Table 5: Zero-shot performance on ImageNet.

More visual comparison results are shown in Figure 7 of A.2 of the supplementary material. In addition, we also visually compare the segmentation consistency of ViewCo and GroupViT on different views in A.3. Finally, we present an analysis of ViewCo’s cross-view segmentation consistency in A.4.

**Image Classification.** We also evaluate the classification performance of ViewCo. As shown in Table 5, ViewCo significantly outperforms ViT (*i.e.*, 46.3% vs. 42.4%) and GroupViT (*i.e.*, 46.3% vs. 42.9%), showing that ViewCo achieves better cross-modal semantic alignment through text-to-views consistency modeling.

## 5 CONCLUSION

We propose a novel and simple multi-view consistency learning (ViewCo) for text-supervised semantic segmentation. To deal with the problems of excessively strict image-text correspondence and ambiguous text supervision in the VLP model, ViewCo models the text-to-views consistency and cross-view segmentation consistency. ViewCo can generate consistent segmentations and better capture high-level cross-modal semantic alignment. We expect that this exploration of multi-view consistent learning is also applicable to other VLP tasks.

## 6 ACKNOWLEDGMENT

This work was supported in part by National Key R&D Program of China under Grant No.2020AAA0109700, National Natural Science Foundation of China (NSFC) under Grant No.61976233, Guangdong Outstanding Youth Fund (Grant No.2021B1515020061), Shenzhen Fundamental Research Program (Project No.RCYX20200714114642083, No.JCYJ20190807154211365). We thank MindSpore and CAAI-Huawei MindSpore Open Fund for the partial support of this work, which is a new deep learning computing framework<sup>2</sup>.

<sup>2</sup><https://www.mindspore.cn>

## REFERENCES

- Stanislaw Antol, Aishwarya Agrawal, Jiasen Lu, Margaret Mitchell, Dhruv Batra, C Lawrence Zitnick, and Devi Parikh. Vqa: Visual question answering. In *Proceedings of the IEEE International Conference on Computer Vision*, pp. 2425–2433, 2015.
- Hangbo Bao, Li Dong, and Furu Wei. Beit: Bert pre-training of image transformers. *arXiv preprint arXiv:2106.08254*, 2021.
- Mathilde Caron, Hugo Touvron, Ishan Misra, Hervé Jégou, Julien Mairal, Piotr Bojanowski, and Armand Joulin. Emerging properties in self-supervised vision transformers. In *Proceedings of the IEEE/CVF International Conference on Computer Vision*, pp. 9650–9660, 2021.
- Soravit Changpinyo, Piyush Sharma, Nan Ding, and Radu Soricut. Conceptual 12m: Pushing web-scale image-text pre-training to recognize long-tail visual concepts. In *Proceedings of the IEEE/CVF Conference on Computer Vision and Pattern Recognition*, pp. 3558–3568, 2021.
- Ting Chen, Simon Kornblith, Mohammad Norouzi, and Geoffrey Hinton. A simple framework for contrastive learning of visual representations. In *International Conference on Machine Learning*, pp. 1597–1607. PMLR, 2020a.
- Yen-Chun Chen, Linjie Li, Licheng Yu, Ahmed El Kholy, Faisal Ahmed, Zhe Gan, Yu Cheng, and Jingjing Liu. Uniter: Universal image-text representation learning. In *European Conference on Computer Vision*, pp. 104–120. Springer, 2020b.
- Dorin Comaniciu and Peter Meer. Mean shift: A robust approach toward feature space analysis. *IEEE Trans. Pattern Anal. Mach. Intell.*, 24:603–619, 2002.
- Jia Deng, Wei Dong, Richard Socher, Li-Jia Li, Kai Li, and Li Fei-Fei. Imagenet: A large-scale hierarchical image database. In *2009 IEEE Conference on Computer Vision and Pattern Recognition*, pp. 248–255. Ieee, 2009.
- Karan Desai and Justin Johnson. Virtex: Learning visual representations from textual annotations. In *Proceedings of the IEEE/CVF Conference on Computer Vision and Pattern Recognition*, pp. 11162–11173, 2021.
- Xiaoyi Dong, Yinglin Zheng, Jianmin Bao, Ting Zhang, Dongdong Chen, Hao Yang, Ming Zeng, Weiming Zhang, Lu Yuan, Dong Chen, et al. Maskclip: Masked self-distillation advances contrastive language-image pretraining. *arXiv preprint arXiv:2208.12262*, 2022.
- Alexey Dosovitskiy, Lucas Beyer, Alexander Kolesnikov, Dirk Weissenborn, Xiaohua Zhai, Thomas Unterthiner, Mostafa Dehghani, Matthias Minderer, Georg Heigold, Sylvain Gelly, et al. An image is worth 16x16 words: Transformers for image recognition at scale. In *International Conference on Learning Representations*, 2020.
- Mark Everingham, Luc Van Gool, Christopher KI Williams, John Winn, and Andrew Zisserman. The pascal visual object classes (voc) challenge. *International Journal of Computer Vision*, 88(2):303–338, 2010.
- Golnaz Ghiasi, Xiuye Gu, Yin Cui, and Tsung-Yi Lin. Open-vocabulary image segmentation. *arXiv preprint arXiv:2112.12143*, 2021.
- Kaiming He, Haoqi Fan, Yuxin Wu, Saining Xie, and Ross Girshick. Momentum contrast for unsupervised visual representation learning. In *Proceedings of the IEEE/CVF Conference on Computer Vision and Pattern Recognition*, pp. 9729–9738, 2020a.
- Kaiming He, Haoqi Fan, Yuxin Wu, Saining Xie, and Ross Girshick. Momentum contrast for unsupervised visual representation learning. In *Proceedings of the IEEE/CVF conference on computer vision and pattern recognition*, pp. 9729–9738, 2020b.
- Kaiming He, Xinlei Chen, Saining Xie, Yanghao Li, Piotr Dollár, and Ross Girshick. Masked autoencoders are scalable vision learners. In *Proceedings of the IEEE/CVF Conference on Computer Vision and Pattern Recognition*, pp. 16000–16009, 2022.

- Wonjae Kim, Bokyung Son, and Ildoo Kim. Vilt: Vision-and-language transformer without convolution or region supervision. In *International Conference on Machine Learning*, pp. 5583–5594. PMLR, 2021.
- Diederik P Kingma and Jimmy Ba. Adam: A method for stochastic optimization. In *ICLR (Poster)*, 2015.
- Gen Li, Nan Duan, Yuejian Fang, Ming Gong, and Daxin Jiang. Unicoder-vl: A universal encoder for vision and language by cross-modal pre-training. In *Proceedings of the AAAI Conference on Artificial Intelligence*, volume 34, pp. 11336–11344, 2020a.
- Junnan Li, Ramprasaath Selvaraju, Akhilesh Gotmare, Shafiq Joty, Caiming Xiong, and Steven Chu Hong Hoi. Align before fuse: Vision and language representation learning with momentum distillation. *Advances in Neural Information Processing Systems*, 34:9694–9705, 2021a.
- Linjie Li, Yen-Chun Chen, Yu Cheng, Zhe Gan, Licheng Yu, and Jingjing Liu. Hero: Hierarchical encoder for video+ language omni-representation pre-training. *arXiv preprint arXiv:2005.00200*, 2020b.
- Yangguang Li, Feng Liang, Lichen Zhao, Yufeng Cui, Wanli Ouyang, Jing Shao, Fengwei Yu, and Junjie Yan. Supervision exists everywhere: A data efficient contrastive language-image pre-training paradigm. *arXiv preprint arXiv:2110.05208*, 2021b.
- Tsung-Yi Lin, Michael Maire, Serge Belongie, James Hays, Pietro Perona, Deva Ramanan, Piotr Dollár, and C Lawrence Zitnick. Microsoft coco: Common objects in context. In *European Conference on Computer Vision*, pp. 740–755. Springer, 2014.
- Ilya Loshchilov and Frank Hutter. Sgdr: Stochastic gradient descent with restarts. *Learning*, 10:3, 2016.
- Roozbeh Mottaghi, Xianjie Chen, Xiaobai Liu, Nam-Gyu Cho, Seong-Whan Lee, Sanja Fidler, Raquel Urtasun, and Alan Yuille. The role of context for object detection and semantic segmentation in the wild. In *Proceedings of the IEEE Conference on Computer Vision and Pattern Recognition*, pp. 891–898, 2014.
- Norman Mu, Alexander Kirillov, David Wagner, and Saining Xie. Slip: Self-supervision meets language-image pre-training. *arXiv preprint arXiv:2112.12750*, 2021.
- Aaron van den Oord, Yazhe Li, and Oriol Vinyals. Representation learning with contrastive predictive coding. *arXiv preprint arXiv:1807.03748*, 2018.
- Alec Radford, Jong Wook Kim, Chris Hallacy, Aditya Ramesh, Gabriel Goh, Sandhini Agarwal, Girish Sastry, Amanda Askell, Pamela Mishkin, Jack Clark, et al. Learning transferable visual models from natural language supervision. In *International Conference on Machine Learning*, pp. 8748–8763. PMLR, 2021.
- Pengzhen Ren, Changlin Li, Guangrun Wang, Yun Xiao, Qing Du, Xiaodan Liang, and Xiaojun Chang. Beyond fixation: Dynamic window visual transformer. In *Proceedings of the IEEE/CVF Conference on Computer Vision and Pattern Recognition*, pp. 11987–11997, 2022.
- Jianbo Shi and Jitendra Malik. Normalized cuts and image segmentation. *Proceedings of IEEE Computer Society Conference on Computer Vision and Pattern Recognition*, pp. 731–737, 1997.
- Bart Thomee, David A Shamma, Gerald Friedland, Benjamin Elizalde, Karl Ni, Douglas Poland, Damian Borth, and Li-Jia Li. Yfcc100m: The new data in multimedia research. *Communications of the ACM*, 59(2):64–73, 2016.
- Hugo Touvron, Matthieu Cord, Matthijs Douze, Francisco Massa, Alexandre Sablayrolles, and Hervé Jégou. Training data-efficient image transformers & distillation through attention. In *International Conference on Machine Learning*, pp. 10347–10357. PMLR, 2021.
- Xinlong Wang, Rufeng Zhang, Chunhua Shen, Tao Kong, and Lei Li. Dense contrastive learning for self-supervised visual pre-training. In *Proceedings of the IEEE/CVF Conference on Computer Vision and Pattern Recognition*, pp. 3024–3033, 2021a.

- Zekun Wang, Wenhui Wang, Haichao Zhu, Ming Liu, Bing Qin, and Furu Wei. Distilled dual-encoder model for vision-language understanding. *arXiv preprint arXiv:2112.08723*, 2021b.
- Jason Wei and Kai Zou. Eda: Easy data augmentation techniques for boosting performance on text classification tasks. *arXiv preprint arXiv:1901.11196*, 2019.
- Jiarui Xu, Shalini De Mello, Sifei Liu, Wonmin Byeon, Thomas Breuel, Jan Kautz, and Xiaolong Wang. Groupvit: Semantic segmentation emerges from text supervision. In *Proceedings of the IEEE/CVF Conference on Computer Vision and Pattern Recognition*, pp. 18134–18144, 2022.
- Mengde Xu, Zheng Zhang, Fangyun Wei, Yutong Lin, Yue Cao, Han Hu, and Xiang Bai. A simple baseline for zero-shot semantic segmentation with pre-trained vision-language model. *arXiv preprint arXiv:2112.14757*, 2021.
- Nir Zabari and Yedid Hoshen. Semantic segmentation in-the-wild without seeing any segmentation examples. *arXiv preprint arXiv:2112.03185*, 2021.
- Rowan Zellers, Yonatan Bisk, Ali Farhadi, and Yejin Choi. From recognition to cognition: Visual commonsense reasoning. In *Proceedings of the IEEE/CVF Conference on Computer Vision and Pattern Recognition*, pp. 6720–6731, 2019.
- Chong Zhou, Chen Change Loy, and Bo Dai. Extract free dense labels from clip. *arXiv preprint arXiv:2112.01071*, 2021a.
- Jinghao Zhou, Chen Wei, Huiyu Wang, Wei Shen, Cihang Xie, Alan Yuille, and Tao Kong. Image bert pre-training with online tokenizer. In *International Conference on Learning Representations*, 2021b.
- Luowei Zhou, Hamid Palangi, Lei Zhang, Houdong Hu, Jason Corso, and Jianfeng Gao. Unified vision-language pre-training for image captioning and vqa. In *Proceedings of the AAAI Conference on Artificial Intelligence*, volume 34, pp. 13041–13049, 2020.

## A APPENDIX

### A.1 TRAINING DETAILS

We conduct all the experiments on  $24 \times$  Nvidia V100 GPUs. Following Xu et al. (2022), we set the batch size to 4096, and the learning rate is initialized to 0.0016 and decayed via the cosine schedule (Loshchilov & Hutter (2016)). We use the Adam optimizer (Kingma & Ba (2015)) with a weight decay of 0.05, and train ViewCo for 30 epochs with 5 initial epochs containing linear warm-up. The number  $M$  of generated text prompts is set to 3, and the text templates are the same as Radford et al. (2021). Additionally, we perform contrastive learning using the semantic embeddings outputted by the student network  $f_s$  and the text branch. They are mapped to the same latent space through two-layer MLPs.

### A.2 ADDITIONAL QUALITATIVE RESULTS



Figure 7: Qualitative comparison on PASCAL VOC 2012. The red boxes indicate obvious segmentation errors. ViewCo has better segmentation details than GroupViT (Xu et al. (2022)).

**Visual comparison on PASCAL VOC 2012.** Figure 7 shows the semantic segmentation visualization results of five groups of GroupViT and ViewCo. ViewCo can obtain better segmentation results than GroupViT.

### A.3 MULTI-VIEW SEGMENTATION CONSISTENCY COMPARISON

The segmentation consistency comparison between GroupViT and ViewCo on multiple views is shown in Figure 8. We obtain two augmented views by cropping or rotating augmentation and then adopt the weights trained on CC12M by GroupViT and ViewCo to evaluate the segmentation consistency of the two models on multiple views. It can be seen that the segmentation of GroupViT on




Figure 8: Visual comparison between GroupViT and ViewCo on multi-view (normal and rotated view) segmentation consistency. The red boxes indicate obvious segmentation errors. Compared with GroupViT, ViewCo has better segmentation consistency across multiple views and stable segmentation performance for rotated views.

normal and rotated views is inconsistent, and GroupViT performs poorly on rotated views compared to normal views. In contrast, ViewCo’s segmentation on normal and rotated views maintains good consistency and is not disturbed by image rotation. This shows that ViewCo’s cross-view segmentation consistency module learns different view consistency semantics well.

#### A.4 CROSS-VIEW SEGMENTATION CONSISTENCY VISUALIZATION ANALYSIS

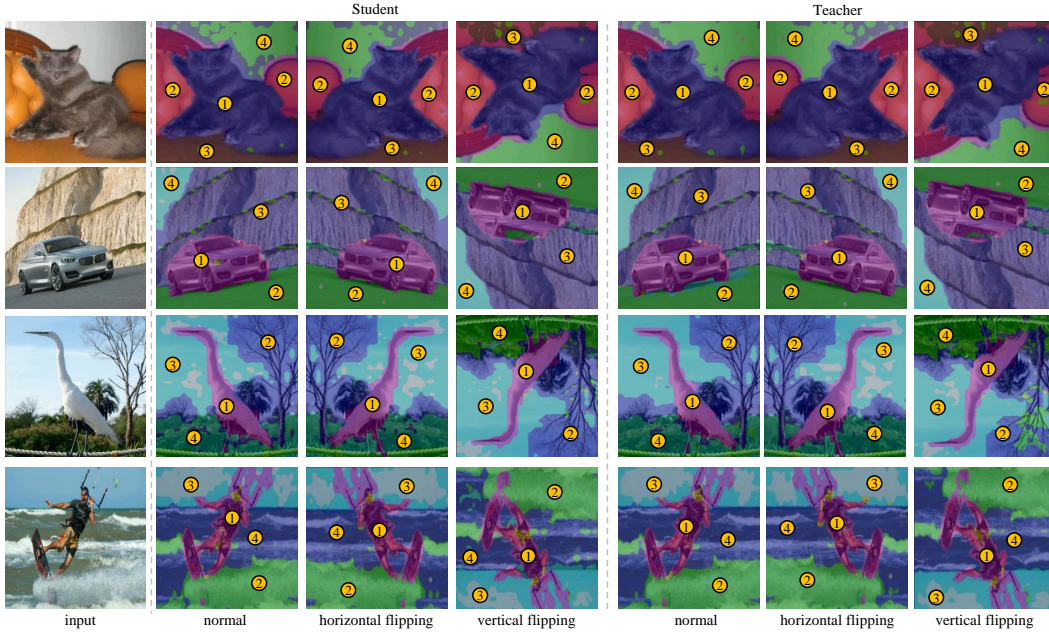


Figure 9: A visual example of ViewCo’s cross-view segmentation consistency.

In addition, we further analyze the effect of image flip augmentation on ViewCo’s cross-view segmentation consistency module by visualization in Figure 9. Specifically, we visualized the segmentation results of the 8 segment semantics output by the second grouping block in the teacher and student networks of different views. It should be noted that we did not perform any post-processing on the visualization results, but only numbered the main semantics in the image for the convenience of visualization. Image segmentation shows less than 8 semantics, mainly because in the grouping

block the model determines which segment semantics each image patch belongs to by computing an attention map of shape  $196 \times 8$  (196 is the number of image patches). This means that some segments may not have corresponding image patches. And, in the segmentation results from different views of the same image, image regions with the same color represent the same location IDs and the same semantics. From the visualization results in Figure 9, it can be found that the semantics in the segmentation maps of different views output by the teacher and student networks maintain a good consistency in the corresponding position IDs, which again justifies the design of ViewCo’s cross-view segmentation consistency module.