
Towards Unbounded Machine Unlearning

Meghdad Kurmanji¹ Peter Triantafillou¹ Eleni Triantafillou²

Abstract

Deep machine unlearning is the problem of removing the influence of a cohort of data from the weights of a trained deep model. This challenge is enjoying increasing attention due to the widespread use of neural networks in applications involving user data: allowing users to exercise their ‘right to be forgotten’ necessitates an effective unlearning algorithm. However, deleting data from models is also of interest in practice for other applications where individual user privacy is not necessarily a consideration: removing biases, out-of-date examples, outliers, or noisy labels, and different such applications come with different desiderata. We propose a new unlearning algorithm (coined SCRUB) and conduct a comprehensive experimental evaluation against several previous state-of-the-art models. The results reveal that SCRUB is consistently a top performer across three different metrics for measuring unlearning quality, reflecting different application scenarios, while not degrading the model’s performance.

1. Introduction

Can we make a deep learning model ‘forget’ a subset of its training data? Aside from being scientifically interesting, achieving this goal of deep machine unlearning is increasingly important and relevant from a practical perspective. Regulations such as EU’s General Data Protection Regulation (Mantelero, 2013) stipulate that individuals can request to have their data ‘deleted’ (the ‘right to be forgotten’). Nowadays, given the ubiquity of deep learning systems in a wide range of applications, including computer vision, natural language processing, speech recognition and healthcare, allowing individuals to exercise this right necessitates deep unlearning algorithms. This is the most common motivating scenario for developing unlearning algorithms.

However, unlearning has several additional important ap-

plications where privacy with respect to a subset of individual training examples isn’t necessarily a consideration: removing out-of-date examples, outliers, poisoned samples (Jagielski et al., 2018), noisy labels (Northcutt et al., 2021), or data that may carry harmful biases (Fabrizzi et al., 2022). We argue that, depending on the application of interest, unlearning comes with different desiderata, perhaps preferring different methods accordingly. For example, for a privacy application, ‘forgetting’ the data of users who requested deletion is the primary objective, and reliably defending against membership inference attacks is key, even if doing so degrades the model’s performance to some extent. In other applications, like the deletion of outdated data for keeping a trained model current, maintaining the model’s performance throughout such ‘cleanup’ operations may be the primary consideration, and guaranteeing that no trace of the old data is left behind is less important. While previous work does not establish such distinctions, we study several scenarios and propose a method that performs well on all.

Truly removing the influence of a subset of the training set from the weights of a trained model is hard, since deep models memorize information about specific instances (Zhang et al., 2020; 2021; Arpit et al., 2017) and their highly non-convex nature makes it difficult to trace the effect of each example on the model’s weights. Of course, we can apply the naive solution of re-training the model from scratch without the cohort of data to be forgotten. This procedure indeed guarantees that the weights of the resulting model aren’t influenced by the instances to forget (it performs ‘exact unlearning’), but the obvious drawback is computational inefficiency: re-training a deep learning model to accommodate each new forgetting request isn’t viable in practice.

To mitigate the cost of exact unlearning, recent research has turned to *approximate unlearning* (Izzo et al., 2021; Golatkar et al., 2020a;b). The goal, as defined in these works, is to modify the weights of the trained model in order to produce a new set of weights that approximates those that would have been obtained by the exact procedure of re-training from scratch. That is, they strive to achieve ‘indistinguishability’ between the models produced by the exact and approximate solutions, typically accompanied by theoretical guarantees for the quality of that approximation. This goal of indistinguishability is also mirrored in the metrics they use: the model’s error on the deleted data is desired

¹Dept. of Computer Science, University of Warwick ²Google Research, Brain Team. Correspondence to: Meghdad Kurmanji <Meghdad.Kurmanji@warwick.ac.uk>.

to be just as high as the error of the exact unlearning model on that data (i.e. the error of a model that truly has never seen that data). Notably, an error higher than that reference point may cause susceptibility to membership inference attacks: the examples where the model performs noticeably poorly stand out as those that have been unlearned.

While reliably defending against membership inference attacks is an important consideration for applications relating to users’ privacy, there are other practical applications of unlearning where it’s not. For example, if the goal is to remove biases from pretrained models, membership inference is not relevant, and consequently we may want to achieve *maximal* error on the data to be deleted, rather than only increasing it up to some reference point. We show experimentally that the models developed specifically with the indistinguishability criterion in mind are not top-performers for such application scenarios. Further, previous work falling into this category suffers from scalability issues with respect to the size of the training set and the model, often making them impractical.

We present a new unlearning model, SCAlable Remembering and Unlearning unBound (SCRUB), that addresses these shortcomings. SCRUB bears a novel teacher-student formulation, where the student model selectively disobeys an all-knowing teacher, to inherit from it *only* knowledge that does not pertain to the data to be deleted. SCRUB scales much better than previous works, enables high-quality unlearning under different application scenarios, while not hurting model generalization and accuracy in retained data.

We perform a comprehensive experimental evaluation using three different sets of metrics for unlearning, reflecting different applications scenarios. We find that SCRUB can yield a very high error on the deleted data, which is desired in some applications but may cause susceptibility to membership inference attacks which is undesirable for others. To mitigate this when necessary, we propose a novel ‘rewinding’ procedure that pinpoints the best ‘checkpoint’ of the unlearning process to use, such that the error on the deleted data approximates the reference point of being ‘just high enough’, instead of being maximally high. Overall, we find that SCRUB is by far the most consistent method out of all baselines considered in terms of being a top-performer in a wide range of metrics and application scenarios.

2. Problem Definition

Notation and preliminaries Let $\mathcal{D} = \{x_i, y_i\}_{i=1}^N$ denote a training dataset containing N examples, where the i ’th example is represented by a vector of input features x_i and a corresponding class label y_i . Let $f(\cdot; w)$ denote a function parameterized by trainable weights w . In this work, we study the case where f is represented by a deep neural network, trained in a supervised manner via empirical risk

minimization. Specifically, we define the loss function as

$$\mathcal{L}(w) = \frac{1}{N} \sum_{i=1}^N l(f(x_i; w), y_i) \quad (1)$$

where l denotes the cross entropy loss.

Deep Machine Unlearning We now formalize the problem of deep machine unlearning. We assume that we are given a model $f(\cdot; w^o)$ that has been trained on \mathcal{D} , where f denotes a neural network and w^o its trained parameters, obtained by minimizing Equation 1. We will refer to this as the ‘original model’ (i.e. before any unlearning intervention is performed). We are also given a ‘forget set’ $\mathcal{D}_f = \{x_i, y_i\}_{i=1}^{N_f} \subset \mathcal{D}$, comprised of N_f examples from \mathcal{D} and a ‘retain set’ \mathcal{D}_r of N_r training examples that the model is still allowed to retain information for. For simplicity, we consider the standard scenario where \mathcal{D}_r is the complement of \mathcal{D}_f or, in other words, $\mathcal{D}_f \cup \mathcal{D}_r = \mathcal{D}$.

Given $f(\cdot; w^o)$, \mathcal{D}_f and \mathcal{D}_r , the goal of deep machine unlearning is to design an algorithm for producing a new set of weights w^u that contains as little information as possible about \mathcal{D}_f while not sacrificing performance. That is, $f(\cdot; w^u)$ and $f(\cdot; w^o)$ should perform equally well on the retain set, as well as on held-out test data outside of \mathcal{D} .

Formally, we want the following two equations to hold:

$$I(p(f(\mathcal{D}_f; w^u)); p(f(\mathcal{D}_f; w^o))) = 0 \quad (2)$$

$$I(p(f(\mathcal{D}_r; w^u)); p(f(\mathcal{D}_r; w^o))) = 1 \quad (3)$$

where $I(p; q)$ stands for the mutual information between the probability distributions of p and q and $p(f(\mathcal{D}; w))$ is the distribution produced by f with parameters w on dataset \mathcal{D} .

Intuitively, Equation 2 states that the weights w^u obtained from unlearning should yield a probability distribution that shares no information with that of the weights w^o of the original model, when ingesting data from the forget set. On the other hand, Equation 3 states that those two probability distributions should agree on data from the retain set. Therefore, satisfying both Equations 2 and 3 simultaneously would lead to retaining all information about making predictions on examples from \mathcal{D}_r , while losing all information about making predictions on examples from \mathcal{D}_f .

In practice, computing mutual information is not tractable (and its lower/upper bounds are also expensive to compute). As we will show later, SCRUB addresses this by computing instead the KL divergence of output probabilities between the models parameterized by w^o and w^u .

Fundamental trade-offs A top-performing unlearning algorithm must simultaneously achieve three feats: (i) obtain high ‘forget quality’, (ii) ensure continued high accuracy on

retained and unseen data, and (iii) efficiency / scalability. In practice, there are fundamental trade-offs in two different dimensions. The first dimension involves trade-offs between (i), (ii) and (iii), like for example achieving good ‘forget quality’ at the expense of efficiency. Retraining from scratch without the forget set is such an example, but, as we will show later, some methods suffer from inefficiencies even worse than this naive solution. Another common possibility, as we will see later, is achieving good ‘forget quality’ at the expense of retain performance and/or generalization. On the other hand, the second dimension involves trade-offs *within* the context of achieving good ‘forget quality’ in and of itself, since the metric for this quality may be application-specific, and an algorithm may perform strongly on one such metric but poorly on others. To our knowledge, SCRUB is the first algorithm that addresses all these trade-offs, being consistently a top-performer across this metrics spectrum.

3. SCalable Remembering and Unlearning unBound (SCRUB)

We present SCRUB, a practical algorithm for optimizing Equations 2 and 3 based on a novel casting of the unlearning problem into a student-teacher framework. Given that, by construction, SCRUB may lead to very high forget set error, which is desirable in some but not all applications, we extend it with a novel ‘rewinding’ procedure that reduces the forget set error appropriately, to mitigate potential susceptibility to membership inference attacks in privacy-critical applications. SCRUB is ‘unbound’ from limiting assumptions (e.g., to facilitate formal guarantees), poor scalability limits, and across a wide range of metrics we have probed for in our extensive investigation.

3.1. The SCRUB

We consider the original model w^o as the ‘teacher’ and we formulate our goal as training a ‘student’ w^u that *selectively* obeys that teacher. Intuitively, our goal for w^u is twofold: unlearn \mathcal{D}_f while still remembering \mathcal{D}_r . To that effect, w^o should be obeyed when teaching about \mathcal{D}_r , but disobeyed when teaching about \mathcal{D}_f . Our code is available ¹.

En route to deriving our training objective, let us first define:

$$d(x; w^u) = D_{\text{KL}}(p(f(x; w^o)) \| p(f(x; w^u)))$$

In words, $d(x; w^u)$ is the KL-divergence between the student and teacher distributions for the example x . We make the dependence of d on w^u explicit, since we will optimize the student weights w^u while keeping the teacher weights frozen w^o , treating them as a constant.

Concretely, we begin by initializing the student w^u to the weights of the teacher w^o . Since the teacher weights w^o

were trained on all of \mathcal{D} , we assume that the teacher performs well on both constituents of \mathcal{D} , namely both of \mathcal{D}_r and \mathcal{D}_f . Therefore, this initialization step ensures that the student has good performance on \mathcal{D}_r at initialization time, already fulfilling one of our desiderata. Can we then start from this solution and modify it to unlearn \mathcal{D}_f ? In principle, one could do this by optimizing:

$$\min_{w^u} -\frac{1}{N_f} \sum_{x_f \in \mathcal{D}_f} d(x_f; w^u) \quad (4)$$

However, in practice, when performing this maximization of the distance between the student and teacher on the forget set, we noticed that, while indeed the performance on \mathcal{D}_f degrades, as desired, it unfortunately also results in degrading performance on \mathcal{D}_r . To amend that, we propose to simultaneously encourage the student to ‘stay close’ to the teacher on retain examples, while encouraging it to ‘move away’ from the teacher on forget examples, adding a contrastive flavour. Formally, the optimization objective becomes:

$$\min_{w^u} \frac{1}{N_r} \sum_{x_r \in \mathcal{D}_r} d(x_r; w^u) - \frac{1}{N_f} \sum_{x_f \in \mathcal{D}_f} d(x_f; w^u) \quad (5)$$

Furthermore, SCRUB also simultaneously optimizes for the task loss on the retain set, to further strengthen the incentive to perform well there. Our final training objective is then the following:

$$\begin{aligned} \min_{w^u} & \frac{\alpha}{N_r} \sum_{x_r \in \mathcal{D}_r} d(x_r; w^u) \\ & + \frac{\gamma}{N_r} \sum_{(x_r, y_r) \in \mathcal{D}_r} l(f(x_r; w^u), y_r) \\ & - \frac{1}{N_f} \sum_{x_f \in \mathcal{D}_f} d(x_f; w^u) \end{aligned} \quad (6)$$

where l stands for the cross-entropy loss and the α and γ are scalars that we treat as hyperparameters.

In practice, we found that optimizing the objective in Equation 6 is challenging, due to oscillations in the loss. Intuitively, this is due to trying to simultaneously satisfy two objectives, which may interfere with each other, namely moving close to the teacher on some data points while moving away from it on others. To address this, SCRUB provides a practical recipe for optimization, reminiscent of common ‘tricks’ used in other min-max-like problems like in Generative Adversarial Networks (GANs) (Goodfellow et al., 2014) where, in each iteration, the discriminator is trained for several steps before performing a single update to the generator.

¹<https://github.com/Meghdad92/SCRUB>

Specifically, SCRUB iterates between performing an epoch of updates on the retain set (the *min-step*) followed by an epoch of updates on the forget set (the *max-step*), in an alternating fashion. Guarding against hurting retain performance due to this alteration of *min-steps* and *max-steps*, SCRUB also performs a sequence of additional *min-steps* at the end of the sequence to restore the retain performance in the event that it was harmed. SCRUB training stops when the forget error has increased without harming the retain set error. This point, we have found empirically, can be reached with a small number of epochs. In the Appendix, we discuss and ablate different design choices in Section A.5, show illustrations of the training dynamics of SCRUB and provide pseudocode in Algorithm 1 for clarity.

3.2. SCRUB and Rewind (SCRUB+R)

By construction, SCRUB encourages obtaining a high error on the forget set. This is desired for some application scenarios. However, an uncharacteristically high error on deleted examples can make them identifiable, causing vulnerability to membership inference attacks. SCRUB+R addresses this.

To this end, we are after a principled procedure for ‘early stopping’ SCRUB, at the point where the forget set error is ‘just high enough’. One could obtain a reference point for that by retraining from scratch without the forget set and recording the error of that model on the forget set. However, that defeats the purpose of unlearning, as we want to avoid that computation. Therefore, we propose a different way of establishing a reference point. First, we create a validation set of the same distribution as the forget set. For instance, if the forget set has only examples of class 0, we keep only the examples of class 0 in the validation set too (we assume the existence of a validation set; else one could hold out some data from the retain set). Next, we train SCRUB as described previously, storing a model checkpoint every epoch. At the end of its training, where the forget error is typically the highest, we measure the error on the constructed validation set. This will serve as the reference point for the desired forget set error. Lastly then, if the forget set error at the endpoint is higher than the reference, we ‘rewind’ to the checkpoint where it’s closest to this reference point.

The intuition is that the last step of unlearning approximates having ‘maximally forgotten’ the forget set. Because of this, the error on the identically-distributed validation set approximates the error of a model that never learned about that distribution from the forget set: any correct predictions on the held-out examples are due only to the ‘generalization power’ of the model that was trained only on the retain set. We show empirically in our experiments that this rewinding procedure can greatly increase the defense against membership inference attacks for SCRUB, making it a strong performer for applications where privacy is a consideration.

4. Related work

Unlearning definitions Defining the problem of unlearning is nuanced and an open problem in and of itself. A popular definition of the goal of unlearning is to produce model weights which are indistinguishable from those of a model trained from scratch without the cohort to forget (Ginart et al., 2019; Guo et al., 2019; Golatkar et al., 2020a).

However, there is a recent line of criticism against this definition. Thudi et al. (2022) theoretically show that we can obtain arbitrarily similar model weights from training on two non-overlapping datasets. This implies that the ability to achieve a particular set of parameters as the *end result* of training does not always speak to the training dataset used. Therefore, having an unlearning algorithm output parameters similar to those of a model trained from scratch isn’t a sufficient condition for having achieved unlearning. Furthermore, (Goel et al., 2022) argue that it’s not a necessary condition either: by tweaking the training procedure, or changing hyperparameters, we may arrive at significantly different model distributions (Yang & Shami, 2020). Therefore, a unlearning method may be unnecessarily penalized for not matching a *particular* retrained-from-scratch model.

We instead opt for a different definition in our work, presented in Section 2. Instead of using the retrained from scratch model as a reference point, we treat the *original model* (trained on all of \mathcal{D} , as a reference). Unlearning can then be defined in terms of removing information about \mathcal{D}_f from that model while retaining the information about \mathcal{D}_r .

Unlearning methods Cao & Yang (2015) introduce unlearning and provide an exact forgetting algorithm for statistical query learning. (Bourtoule et al., 2021) proposed a training framework by sharding data and creating multiple models, enabling exact unlearning of certain data partitions. Ginart et al. (2019) introduce a probabilistic definition for machine unlearning which was inspired by Differential Privacy (Dwork et al., 2014), and formed the origin of the idea of the model indistinguishability definition discussed above. More recently, (Guo et al., 2019; Izzo et al., 2021; Sekhari et al., 2021) built upon this framework and introduced unlearning methods that can provide theoretical guarantees under certain assumptions. (Graves et al., 2021) proposed two methods applicable to deep networks. The first randomly re-labels the forget set and retrains for a small number of updates, while the second stores the index of examples that participated in each batch and the per-batch parameter updates, and unlearns by ‘undoing’ the relevant parameter updates. This unfortunately requires a lot of storage and also can lead to a poor proxy of the model that would have been obtained had those parameter updates not happened as part of the training sequence, especially for larger sequences. (Golatkar et al., 2020a) proposed an information-theoretic procedure

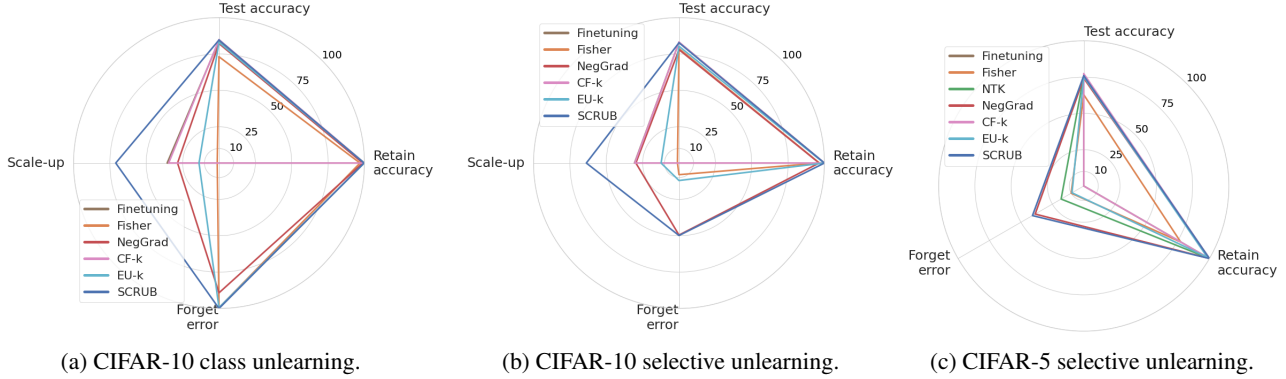


Figure 1: **M1 results: SCRUB is the only top-performer across settings.** Interestingly, selective forgetting is much harder for all, but especially for EU-k and Fisher (see Figure 1a vs 1b). For the large-scale experiments, we also compute the scale-up factor: the fraction of the runtime of retraining from scratch over the runtime of the given unlearning algorithm (multiplied by 10 for visualization purposes). In all subfigures, each point represents the average across ResNet and All-CNN variants. CF-k and Finetuning perform similarly (they perform poorly) in all cases, so their lines occlude one another. For reference, the data plotted here lives in Tables 7 and 8 (Figure 1a) and Tables 9 and 10 (Figure 1b) and Table 5 (Figure 1c).

for removing information about \mathcal{D}_f from the weights of a neural network and (Golatkari et al., 2020b; 2021) propose methods to approximate the weights that would have been obtained by unlearning via a linearization inspired by NTK theory (Jacot et al., 2018) in the first case, and based on Taylor expansions in the latter. However, (Golatkari et al., 2020a;b) scale poorly with the size of the training dataset, as computing the forgetting step scales quadratically with the number of training samples. (Golatkari et al., 2021) addresses this issue, albeit under a different restrictive assumption: that a large dataset is available for pre-training that will remain ‘static’, in that no forgetting operations will be applied on it; an assumption that is not met in many important cases, like in healthcare where we may not possess a large static dataset of medical images.

Related research areas Differential Privacy (DP) (Dwork et al., 2014) and Life-Long Learning (LLL) (Parisi et al., 2019) have shared goals with unlearning. DP seeks to ensure that the trained model doesn’t store information about *any* training instance; a strong goal that is difficult to achieve for deep neural networks (Abadi et al., 2016). In contrast, in unlearning we only desire to remove the influence of the training instances in the forget set, which can be seen as a relaxation of the same problem. LLL seeks to continuously update a model to solve new sets of tasks, without ‘catastrophically forgetting’ previously-learned tasks. The notion of forgetting a task, though, is distinct from that of forgetting a training example: the performance on a task can degrade, without having removed the influence of particular examples from the model weights.

Related training objectives The teacher-student methodology has been used in a different contexts, e.g. self-

supervised (Grill et al., 2020; Chen & He, 2021) and semi-supervised learning (Xie et al., 2020). Knowledge Distillation (Hinton et al., 2015) can also be thought of as a teacher-student approach with the additional desire for compression, where the student is chosen to have a smaller architecture than the teacher. In addition, our training objective has a contrastive flavour (Chen et al., 2020; He et al., 2020), due to both pulling the student close to the teacher, and pushing it away from it, for different parts of the training set.

5. Experiments

5.1. Experimental setup

Overview of metrics We consider three different sets of metrics, reflecting different applications. First, we look at the error on each of the retain, forget and test sets, \mathcal{D}_r , \mathcal{D}_f and \mathcal{D}_t , respectively (M1). Here, we consider that higher is better for the error on \mathcal{D}_f , as it suggests successful forgetting, but the goal is to avoid hurting the error of \mathcal{D}_r and \mathcal{D}_t . Next, inspired by Goel et al. (2022), we consider a use-case where unlearning is used to resolve the model’s ‘confusion’ between two classes, that stemmed from a portion of its original training set being mislabelled (M2). Finally, we consider a scenario that captures the application of data deletion for user privacy (M3). In this case, we use a Membership Inference Attack (MIA) as the metric where success of unlearning is defined in terms of the attacker not being able to tell apart examples that belong to the forget set from examples that were truly never seen. In all cases, aside from achieving unlearning, according to the application-specific definition, we also care about not degrading the quality of the model (performance on \mathcal{D}_r and \mathcal{D}_t).

Model	ResNet								All-CNN							
	IC test error (\downarrow)		IC retain error (\downarrow)		Fgt test error (\downarrow)		Fgt retain error (\downarrow)		IC test error (\downarrow)		IC retain error (\downarrow)		Fgt test error (\downarrow)		Fgt retain error (\downarrow)	
	mean	std	mean	std	mean	std	mean	std	mean	std	mean	std	mean	std	mean	std
Retrain	24.0	1.8	0.0	0.0	18.3	4.2	0.0	0.0	19.0	1.3	0.0	0.0	11.3	4.6	0.0	0.0
Original	56.0	3.0	0.0	0.0	92.0	7.9	0.0	0.0	49.0	4.8	6.0	10.39	80.7	12.6	6.0	10.4
Finetune	52.0	3.1	0.0	0.0	79.3	10.1	0.0	0.0	43.7	7.3	0.0	0.0	67.3	16.0	0.0	0.0
NegGrad	47.5	5.3	0.0	0.0	69.0	13.5	0.0	0.0	42.3	11.3	0.0	0.0	62.0	22.6	0.0	0.0
CF-k	54.8	2.0	0.0	0.0	85.3	7.0	0.0	0.0	47.8	5.8	0.0	0.0	76.3	14.4	0.0	0.0
EU-k	47.0	4.8	8.3	4.7	63.3	9.7	3.7	2.5	59.5	5.2	38.3	6.7	68.7	15.6	19.7	10.4
Fisher	51.5	7.5	26.3	9.5	79.0	3.6	20.0	7.9	56.8	8.7	31.7	14.0	78.3	15.5	17.7	11.5
NTK	37.5	4.0	0.0	0.0	52.0	10.6	0.0	0.0	36.7	4.1	3.0	5.2	54.3	9.0	3.0	5.2
SCRUB	19.0	3.9	0.0	0.0	19.7	7.5	0.0	0.0	26.0	4.4	0.0	0.0	18.0	11.1	0.0	0.0

Table 1: **M2 results: SCRUB is by far the strongest performer in terms of resolving class confusion due to mislabelling.** These results are on CIFAR-5 with ResNet and All-CNN, where we confused 50 samples of class 0 by mislabeling them as class 1, and 50 of class 1 by mislabeling them as class 0.

Datasets and architectures For all scenarios, we utilize the same two datasets that are used in previous work: CIFAR-10 (Krizhevsky et al., 2009) and Lacuna-10 (Golatk et al., 2020a), which is derived from VGG-Faces (Cao & Yang, 2015), and the same two architectures: All-CNN (Springenberg et al., 2014) and ResNet-18 (He et al., 2016). For fair comparisons with previous work, we follow the standard setup of using a model that was pre-trained on CIFAR-100 / Lacuna-100 for the CIFAR-10 / Lacuna-10 experiments, respectively (Golatk et al., 2020a;b). We run each experiment with 3 random seeds and report the mean and standard deviation in all cases. We utilize the public code for the NTK and Fisher methods to ensure correctness.

We consider two settings throughout the paper: **small-scale** and **large-scale**. The former is in place to enable comparisons with NTK, which doesn’t scale beyond it. For the small-scale experiments, we exactly follow the setup in (Golatk et al., 2020b) that uses only 5 classes from each of CIFAR and Lacuna (‘CIFAR-5’ / ‘Lacuna-5’), with 100 train, 25 validation and 100 test examples per class. The forget set contains 25 examples from class 0 (5%). For the large-scale experiments, we exactly follow the setup in (Golatk et al., 2020a) that uses all 10 classes of each of CIFAR and Lacuna, and considers both a *class unlearning* scenario where the forget set is the entire training set for class 5 (10%), as well as a *selective unlearning* one where 100 examples of class 5 are forgotten (0.25% in CIFAR and 2% in Lacuna). All details can be found in the Appendix.

Unlearning algorithms We compare against state-of-the-art approaches as well as various baselines and reference points: **Retrain**: Retraining from scratch without the forget set. This is assumed to not be viable in practice, but we include it as a reference point. **Original**: The ‘original’ model trained on all of \mathcal{D} without any unlearning intervention. **Finetuning**: Finetunes the original model on data from the retain set \mathcal{D}_r . **NegGrad**: Similar to Finetuning, starts from the original model and finetunes it both on data

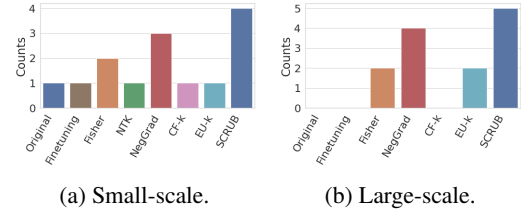


Figure 2: The number of times each method was (one of the) top performer(s) in unlearning in **M1** (w.r.t forget error). A model is a top-performer if its 95% confidence interval overlaps with that of the best mean. Small-scale counts are over {ResNet, All-CNN} \times {CIFAR, Lacuna} (4 total), large-scale additionally \times {class, selective} (8 total). **SCRUB is the most consistent in terms of its ability to unlearn.**

from the retain and forget sets, negating the gradient for the latter. Previous work considered a weaker baseline that only trains on the forget set, with a negative gradient. We tune this stronger baseline to achieve a good balance between the two objectives. **Fisher Forgetting** (Golatk et al., 2020a). **NTK Forgetting** (Golatk et al., 2020b). **Catastrophic Forgetting-k (CF-k)** and **Exact Unlearning-k (EU-k)** (Goel et al., 2022): they freeze the first (bottom-most) k layers of the original model and either finetune the remaining layers on \mathcal{D}_r (CF-k) or train them from scratch on \mathcal{D}_r (EU-k).

5.2. Forget, retain and test errors (M1)

In this section, we consider an application scenario where we desire the unlearning algorithm to achieve the highest possible error on D_f , indicating that it has successfully forgotten those examples, without hurting the error of D_r and D_t . Some practical use-cases are removing biases from trained models and deleting out-of-date examples.

We report the results for these metrics in Figures 1 and 2 and more detailed results in Appendix Tables 5, 6, 7, 8, 9, 10. As shown in Figure 2, SCRUB is by far the most consistent method in terms of unlearning for this metric,

while it doesn't hurt retain and test errors and also scales significantly better than some other methods (see Figure 1).

5.3. Resolving class confusion via unlearning (M2)

In this section, inspired by (Goel et al., 2022), we explore an application where unlearning is used to resolve confusion between two classes that the original model suffers from due to a part of its training set being mislabelled. Specifically, all and only the mislabeled portion of the training set is placed in the forget set. Therefore, a successful unlearning algorithm would entirely resolve the model's confusion.

In more detail, the setup is: 1) Mislabel some portion of the training dataset (we mislabeled examples between classes 0 and 1 of each of CIFAR-5 and Lacuna-5), 2) Train the 'original model' on the (partly mislabeled) training dataset, and 3) Unlearn with the confused examples as the forget set.

We consider the following metrics inspired from (Goel et al., 2022) that are variants of the model's error on examples from the confused classes (lower is better for both). We outline them below and define them formally in the Appendix.

- **Interclass Confusion IC-ERR** (e.g. IC test error, IC retain error). This counts mistakes where an example from either of the two confused classes was incorrectly predicted to belong to *any* other class.
- **Fgt-ERR** (e.g. Fgt test error, Fgt retain error). This metric counts only misclassification *between the confused classes*, i.e. an example of class 0 being predicted as belonging to class 1, or vice versa.

We present the results for this application in Table 1. Additional results for this scenario can be found in the Appendix in Tables 11, 12, 13, 14, 15, 16, 17, 18. We observe that across the board, SCRUB is by far the most consistent method in terms of eliminating class confusion without damaging the quality of the model (on retain and test sets).

5.4. Unlearning in privacy-critical applications (M3)

Next, we consider a set of metrics targeting a privacy-critical application, for instance deletion of user data upon their request to exercise their right-to-be-forgotten. In this case, we use a Membership Inference Attack (MIA) as the metric, inspired by Shokri et al. (2017). At a high-level, the goal is that, after applying unlearning, the model treats examples that were in the forget set similarly as those that were truly never seen, thus preventing an 'attacker' from inferring which examples were in its original training set.

Returning to our previous notation, let $l(f(x; w^u), y)$ denote the cross-entropy loss of the unlearned model (a deep network f with weights w^u) on example x with label y .

Model	ResNet				All-CNN			
	Class		Selective		Class		Selective	
	mean	std	mean	std	mean	std	mean	std
Retrain	49.33	1.67	54.00	1.63	55.00	4.00	48.73	0.24
Original	71.10	0.67	65.33	0.47	66.50	0.50	71.40	0.70
Finetune	75.57	0.69	64.00	0.82	68.00	1.00	74.97	1.27
NegGrad	69.57	1.19	66.67	1.70	72.00	0.00	70.03	1.92
CF-k	75.73	0.34	65.00	0.00	69.00	2.00	72.93	1.06
EU-k	54.20	2.27	53.00	3.27	66.50	3.50	51.60	1.22
SCRUB	52.20	1.71	78.00	2.45	52.00	0.00	54.30	2.24
SCRUB+R	52.20	1.71	58.67	1.89	52.00	0.00	54.30	2.24

Table 2: **M3 results: SCRUB successfully defends MIA.**

These results are for CIFAR-10; additional results are in the Appendix. We notice that the rewinding procedure of SCRUB+R was triggered only once, for *selective unlearning* (in all other cases, SCRUB and SCRUB+R are the same). We discuss this observation in Section 5.4 and Figure 3.

We abbreviate this as $l(x, y)$ from now on; dropping the dependence on f and w^u .

The attacker is a binary classifier that takes as input loss values, coming from either the forget set \mathcal{D}_f or a held-out test set \mathcal{D}_t , and predicts whether the example whose loss value was presented was in the training set of the original model. We train this attacker via supervised learning on a class-balanced labelled training set for this binary problem: $\mathcal{D}_{train}^b = \{(l(x_i, y_i), y_i^b)\}$ where each x_i is an example coming either from \mathcal{D}_f or \mathcal{D}_t , and its binary label y_i^b is defined as being 0, if $x_i \in \mathcal{D}_t$ and 1 if $x_i \in \mathcal{D}_f$. Once the binary classifier attacker is trained, we use it to make predictions for a held-out evaluation set of the binary problem: $\mathcal{D}_{eval}^b = \{(l(x_i, y_i), y_i^b)\}$ that is also balanced between examples coming from \mathcal{D}_f and \mathcal{D}_t , but is disjoint from \mathcal{D}_{train}^b . We provide full details in the Appendix.

The attacker succeeds if it achieves high accuracy on \mathcal{D}_{eval}^b , meaning that it can tell apart examples that were part of the original training set from those that weren't, which marks a defeat for the unlearning model in terms of this metric, since it has 'left traces behind' (in this case, in terms of loss values) and leaks information about membership in the forget set. We consider that an optimal defense against this MIA corresponds to a 50% attack accuracy; that is, no better than randomly guessing whether an example had been trained on. In principle, the Retrain oracle should defend optimally: it in fact did not train on the forget set, so the forget and test sets are simply two different held-out sets for this model whose loss values should generally be indistinguishable from each other if these sets are identically-distributed.

We present our MIA results in Table 2 for CIFAR-10, and additional results in Tables 19, 20, 21, 22, 23, 24, 25, 26 in the Appendix. We make the following observations: first, SCRUB, especially when equipped with its rewinding procedure, is a strong performer in terms of MIA. EU-k can also

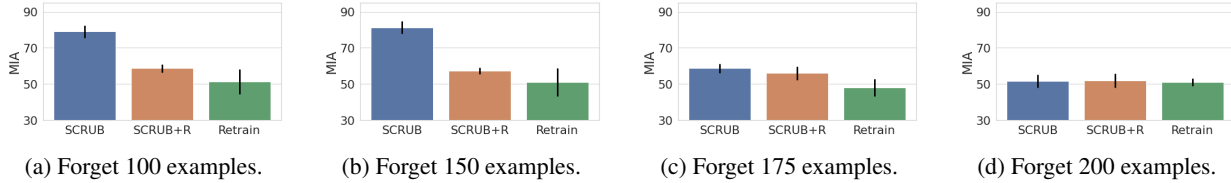


Figure 3: MIA results for different sizes of forget set on CIFAR-10 with ResNet. Error bars show 95% confidence intervals. Rewinding is most useful for smaller forget sizes (see the discussion in Section 5.4). **Equipped with its rewinding procedure, SCRUB successfully defends MIAs, comparably to the Retrain oracle.**

perform strongly in this metric, though not as consistently. Unsurprisingly, the original model performs poorly in this regard: it has not performed any unlearning operation, leaving the losses of the examples in the forget set to be very low (as low as the ones in the retain set), and thus easily distinguishable from the certainly-higher test set losses. We also observe that Finetune, NegGrad and CF-k all perform poorly. Between CF-k and EU-k, it is expected that the latter is stronger in this metric, as it can be viewed as an approximation of the Retrain oracle.

We also observe from Table 2 that rewinding was only triggered once, for *selective* unlearning. In both selective and class unlearning, the forget set contains examples coming from the same class, but in the former, it doesn’t contain *all* examples of that class; the rest are in the retain set. Thus, we indeed expect that rewinding would be more useful for selective unlearning: the smaller the portion of a class in the forget set, the larger the remainder of that class in the retain set and consequently, the better we expect the model to generalize on held-out examples of that class (lower error), making it in turn more likely to need to rewind, in order to also lower the forget set error commensurately. In Figure 3 we plot results for different variants of selective unlearning, with different number of examples in the forget set (from the same class) and indeed find that for smaller numbers, rewinding is triggered. Our take-away is that, when needed, rewinding can substantially improve SCRUB’s MIA results.

5.5. Additional experiments and discussion

We discuss limitations and future work directions in Section A.1, ablate design choices and illustrate SCRUB’s training dynamics in Section A.5 and present more results in Sections A.6, A.7 and A.8 for M1, M2 and M3, respectively.

5.6. Overview of results and take-aways

Finetuning retains the performance of the original model for the most part, but is not good at unlearning in either of the three sets of metrics. The previous state-the-art **NTK** and **Fisher** models aren’t among the top-performers either. The former performs poorly across the board in terms of unlearning and doesn’t scale beyond small datasets, though

at least it doesn’t hurt the retain set performance. The latter can sometimes perform well in M1 in terms of the forget error, though not in all cases and unfortunately it is also very slow (Figure 1), actually exceeding the runtime of Retrain; an observation also made in (Goel et al., 2022). **NegGrad** turns out to be a strong baseline in terms of achieving a balance between unlearning and retaining performance (it performs well in several settings in terms of M1, albeit not as consistently as SCRUB) and we encourage future work to report this baseline, though SCRUB outperforms it in terms of both the confusion metrics and MIA, which demonstrates the benefit of ‘distillation’ in SCRUB (using soft labels from the teacher) instead of using one-hot labels as in NegGrad. True to its nature, **CF-k** inherits the performance profile of Finetune: it avoids degrading the model but doesn’t unlearn well. On the other hand, **EU-k** can more reliably unlearn (performs especially strongly in MIA, and in often in M1 metrics), which is expected relative to CF-k, since it trains part of the network from scratch, thus removing more information. But SCRUB outperforms it significantly in terms of resolving confusion via unlearning (M2) and is more consistently a top performer in M1. A notable failure case that we discovered for EU-k in M1 is *selective* unlearning (notice the contrast between EU-k’s forget error between e.g. Figures 1a and 1b). This finding may speak to where class vs instance information is stored in neural networks and warrants further investigation. Finally, SCRUB is by far the most consistent method in successfully unlearning under different metrics without sacrificing performance and being significantly more scalable than previous state-of-the-art.

6. Conclusion

We propose SCRUB, an unlearning algorithm that scales better than previous work while delivering by far the most consistently strong results in a wide variety of experimental settings (datasets, architectures, forget set sizes, and three sets of metrics). In scenarios where privacy is a consideration, our novel rewinding algorithm enables SCRUB to successfully defend MIAs. Our thorough investigation has revealed trade-offs between methods and highlights the need for considering a wide spectrum of applications and use-cases when designing and evaluating unlearning algorithms.

Acknowledgements

We would like to thank Fabian Pedregosa for insightful discussions, especially on the topic of membership inference attacks.

References

- Abadi, M., Chu, A., Goodfellow, I., McMahan, H. B., Mironov, I., Talwar, K., and Zhang, L. Deep learning with differential privacy. In *Proceedings of the 2016 ACM SIGSAC conference on computer and communications security*, pp. 308–318, 2016.
- Arpit, D., Jastrzębski, S., Ballas, N., Krueger, D., Bengio, E., Kanwal, M. S., Maharaj, T., Fischer, A., Courville, A., Bengio, Y., et al. A closer look at memorization in deep networks. In *International conference on machine learning*, pp. 233–242. PMLR, 2017.
- Bourtole, L., Chandrasekaran, V., Choquette-Choo, C. A., Jia, H., Travers, A., Zhang, B., Lie, D., and Papernot, N. Machine unlearning. In *2021 IEEE Symposium on Security and Privacy (SP)*, pp. 141–159. IEEE, 2021.
- Cao, Y. and Yang, J. Towards making systems forget with machine unlearning. In *2015 IEEE Symposium on Security and Privacy*, pp. 463–480. IEEE, 2015.
- Chen, T., Kornblith, S., Norouzi, M., and Hinton, G. A simple framework for contrastive learning of visual representations. In *International conference on machine learning*. PMLR, 2020.
- Chen, X. and He, K. Exploring simple siamese representation learning. In *Proceedings of the IEEE/CVF Conference on Computer Vision and Pattern Recognition*, 2021.
- Dwork, C., Roth, A., et al. The algorithmic foundations of differential privacy. *Foundations and Trends® in Theoretical Computer Science*, 9(3–4):211–407, 2014.
- Fabrizzi, S., Papadopoulos, S., Ntoutsis, E., and Kompatiaris, I. A survey on bias in visual datasets. *Computer Vision and Image Understanding*, pp. 103552, 2022.
- Ginart, A., Guan, M., Valiant, G., and Zou, J. Y. Making ai forget you: Data deletion in machine learning. *Advances in neural information processing systems*, 32, 2019.
- Goel, S., Prabhu, A., and Kumaraguru, P. Evaluating inexact unlearning requires revisiting forgetting. *arXiv preprint arXiv:2201.06640*, 2022.
- Golatkhar, A., Achille, A., and Soatto, S. Eternal sunshine of the spotless net: Selective forgetting in deep networks. In *Proceedings of the IEEE/CVF Conference on Computer Vision and Pattern Recognition*, pp. 9304–9312, 2020a.
- Golatkhar, A., Achille, A., and Soatto, S. Forgetting outside the box: Scrubbing deep networks of information accessible from input-output observations. In *European Conference on Computer Vision*, pp. 383–398. Springer, 2020b.
- Golatkhar, A., Achille, A., Ravichandran, A., Polito, M., and Soatto, S. Mixed-privacy forgetting in deep networks. In *Proceedings of the IEEE/CVF Conference on Computer Vision and Pattern Recognition*, pp. 792–801, 2021.
- Goodfellow, I. J., Pouget-Abadie, J., Mirza, M., Xu, B., Warde-Farley, D., Ozair, S., Courville, A., and Bengio, Y. Generative adversarial nets. *Advances in neural information processing systems*, 27, 2014.
- Graves, L., Nagisetty, V., and Ganesh, V. Amnesiac machine learning. In *Proceedings of the AAAI Conference on Artificial Intelligence*, volume 35, pp. 11516–11524, 2021.
- Grill, J.-B., Strub, F., Altché, F., Tallec, C., Richemond, P., Buchatskaya, E., Doersch, C., Avila Pires, B., Guo, Z., Gheshlaghi Azar, M., et al. Bootstrap your own latent—a new approach to self-supervised learning. *Advances in neural information processing systems*, 33:21271–21284, 2020.
- Guo, C., Goldstein, T., Hannun, A., and Van Der Maaten, L. Certified data removal from machine learning models. *arXiv preprint arXiv:1911.03030*, 2019.
- He, K., Zhang, X., Ren, S., and Sun, J. Deep residual learning for image recognition. In *Proceedings of the IEEE conference on computer vision and pattern recognition*, pp. 770–778, 2016.
- He, K., Fan, H., Wu, Y., Xie, S., and Girshick, R. Momentum contrast for unsupervised visual representation learning. In *Proceedings of the IEEE/CVF conference on computer vision and pattern recognition*, pp. 9729–9738, 2020.
- Hinton, G., Vinyals, O., Dean, J., et al. Distilling the knowledge in a neural network. *arXiv preprint arXiv:1503.02531*, 2(7), 2015.
- Izzo, Z., Smart, M. A., Chaudhuri, K., and Zou, J. Approximate data deletion from machine learning models. In *International Conference on Artificial Intelligence and Statistics*, pp. 2008–2016. PMLR, 2021.
- Jacot, A., Gabriel, F., and Hongler, C. Neural tangent kernel: Convergence and generalization in neural networks. *Advances in neural information processing systems*, 31, 2018.

- Jagielski, M., Oprea, A., Biggio, B., Liu, C., Nita-Rotaru, C., and Li, B. Manipulating machine learning: Poisoning attacks and countermeasures for regression learning. In *2018 IEEE Symposium on Security and Privacy (SP)*, pp. 19–35. IEEE, 2018.
- Krizhevsky, A., Hinton, G., et al. Learning multiple layers of features from tiny images. 2009.
- Mantelero, A. The eu proposal for a general data protection regulation and the roots of the ‘right to be forgotten’. *Computer Law & Security Review*, 29(3):229–235, 2013.
- Northcutt, C. G., Athalye, A., and Mueller, J. Pervasive label errors in test sets destabilize machine learning benchmarks. *arXiv preprint arXiv:2103.14749*, 2021.
- Parisi, G. I., Kemker, R., Part, J. L., Kanan, C., and Wermter, S. Continual lifelong learning with neural networks: A review. *Neural Networks*, 113:54–71, 2019.
- Sekhari, A., Acharya, J., Kamath, G., and Suresh, A. T. Remember what you want to forget: Algorithms for machine unlearning. *Advances in Neural Information Processing Systems*, 34:18075–18086, 2021.
- Shokri, R., Stronati, M., Song, C., and Shmatikov, V. Membership inference attacks against machine learning models. In *2017 IEEE symposium on security and privacy (SP)*, pp. 3–18. IEEE, 2017.
- Springenberg, J. T., Dosovitskiy, A., Brox, T., and Riedmiller, M. Striving for simplicity: The all convolutional net. *arXiv preprint arXiv:1412.6806*, 2014.
- Thudi, A., Jia, H., Shumailov, I., and Papernot, N. On the necessity of auditable algorithmic definitions for machine unlearning. In *31st USENIX Security Symposium (USENIX Security 22)*, pp. 4007–4022, 2022.
- Xie, Q., Luong, M.-T., Hovy, E., and Le, Q. V. Self-training with noisy student improves ImageNet classification. In *Conference on Computer Vision and Pattern Recognition*, pp. 10687–10698, 2020.
- Yang, L. and Shami, A. On hyperparameter optimization of machine learning algorithms: Theory and practice. *Neurocomputing*, 415:295–316, 2020.
- Zhang, C., Bengio, S., Hardt, M., Recht, B., and Vinyals, O. Understanding deep learning (still) requires rethinking generalization. *Communications of the ACM*, 64(3):107–115, 2021.
- Zhang, Y., Jia, R., Pei, H., Wang, W., Li, B., and Song, D. The secret revealer: Generative model-inversion attacks against deep neural networks. In *Proceedings of the IEEE/CVF conference on computer vision and pattern recognition*, pp. 253–261, 2020.

A. Appendix

A.1. Discussion of limitations and additional future work

SCRUB has shown impressive results in terms of being consistently a top-performer in terms of unlearning, with a minimal drop in performance compared to previous works. However, SCRUB has limitations that we hope future work will address. Primarily, the lack of theoretical guarantees is a limitation of our method. While this is an important drawback, theoretical guarantees are challenging for deep neural networks. Previous works associated with guarantees, despite offering great insights, suffer from practical limitations. We aim to fill this gap instead. However, we look forward to future work that strives to strike a compromise between effective unlearning, good performance, scalability, and theoretical insights. Another limitation of SCRUB is the difficulty and instability associated with tuning the min-max objective, as shown in the literature e.g. for GANs. For instance, this can lead to oscillating behaviour, as we show in Figure 4. We remedy this to a large extent in practice by providing a practical algorithm that works well, showing consistently improved results over prior work, but there is room for improvement on this front for future work.

SCRUB’s rewinding procedure also has limitations. We find in practice throughout all of our experiments that it can help to substantially increase the success of SCRUB’s defense on MIA in scenarios where the forget error obtained by SCRUB at the end of unlearning is ‘too high’. However, a different failure case which can also appear is that SCRUB’s forget error at the end of training is ‘too low’. This can happen due to the way in which we tune hyperparameters, which is designed to not harm the retain performance too much, and thus can in some cases lead to ‘premature stopping’ before the forget error reaches the same level as a reference point for how high it would be if the model had truly never seen those examples. We highlight that addressing all possible issues that can arise in all scenarios and provide an unlearning algorithm that performs strongly across the board is extremely challenging. The fact that we have observed failure cases for each algorithm, be it SCRUB or other baselines, is indicative of the extensiveness of the experimentation we conducted. Our work has made important strides in designing consistently strong-performing unlearning methods and we look forward to future contributions in this direction.

We hope that future work also continues to push the limits of scalability. In this work, we have made important strides in this direction. However, the datasets and models we consider aren’t too large, in order to allow comparisons to previous works that would not be feasible to run for larger scale experiments. An interesting topic of future work is investigating the interplay between SCRUB and other scalable algorithms like NegGrad with increasing amounts of scale.

Another really interesting future work direction is to investigate how different unlearning algorithms interact with different architectures, like Transformers, and loss functions, like self-supervised learning.

A.2. Pseudocode for SCRUB

For clarity, we provide pseudocode for training SCRUB in Algorithm 1.

Algorithm 1 Training SCRUB

Require: Teacher weights w^o
Require: Total max steps MAX-STEPS
Require: Total steps STEPS
Require: Learning rate ϵ
 $w^u \leftarrow w^o$
 $i \leftarrow 0$
repeat
 if $i < \text{MAX-STEPS}$ **then**
 $w^u \leftarrow \text{DO-MAX-EPOCH}(w^u)$
 end if
 $w^u \leftarrow \text{DO-MIN-EPOCH}(w^u)$
until $i < \text{STEPS}$

Algorithm 2 DO-MAX-EPOCH

Require: Student weights w^u
Require: Learning rate ϵ
Require: Batch size B
Require: Forget set D_f
Require: Procedure NEXT-BATCH
 $b \leftarrow \text{NEXT-BATCH}(D_f, B)$
repeat
 $w^u \leftarrow w^u + \epsilon \nabla_{w^u} \frac{1}{|b|} \sum_{x_f \in b} d(x_f; w^u)$
 $b \leftarrow \text{NEXT-BATCH}(D_f, B)$
until b

Algorithm 3 DO-MIN-EPOCH

Require: Student weights w^u
Require: Learning rate ϵ
Require: Batch size B
Require: Retain set D_r
Require: Procedure NEXT-BATCH
 $b \leftarrow \text{NEXT-BATCH}(D_r, B)$
repeat
 $w^u \leftarrow w^u - \epsilon \nabla_{w^u} \frac{1}{|b|} \sum_{(x_r, y_r) \in b} \alpha d(x_r; w^u) + \gamma l(f(x_r; w^u), y_r)$
 $b \leftarrow \text{NEXT-BATCH}(D_r, B)$
until b

A.3. More experimental details

Datasets. We have used CIFAR-10 and Lacuna-10 datasets for evaluation purposes. CIFAR-10 consists of 10 classes with 60000 color images of size 32 x 32. In our experiments, the train, test, and validation sizes are 40000, 10000, and 10000 respectively. Lacuna-10 is a dataset derived from VGG-Faces (Cao & Yang, 2015). We have followed the same procedure described in (Golatkhar et al., 2020a) to build Lacuna. We randomly select 10 celebrities (classes) with at least 500 samples. We use 100 samples of each class to form the test-set, and the rest make the train-set. All the images are resized to 32 x 32. We also use CIFAR-100 and Lacuna-100 to pretrain the models. Lacuna-100 is built in a similar way as Lacuna-10, and there is no overlap between the two datasets. We have not applied any data augmentation throughout the experiments.

Small-Scale datasets. We followed the same procedure as described in (Golatkhar et al., 2020b) to create the small versions of CIFAR-10 and Lacuna-10, namely CIFAR-5 and Lacuna-5. To this end, we take the first 5 classes of each dataset and randomly sample 100 images for each class. We make the train and test sets by sampling from the respective train and test sets of CIFAR-10 and Lacuna-10. We also make 25 samples from each class from the train set to create the validation sets.

Models. We use the same models with the same architectural modifications in (Golatkhar et al., 2020a;b). For All-CNN, the number of layers is reduced and batch normalization is added before each non-linearity. For Resnet, ResNet-18 architecture is used. For small scale experiments, the number of filters is reduced by 60% in each block. For the large-scale experiments, the exact architecture has been used.

Pretraining. Following the previous work for consistency, we apply pretraining. Specifically, for CIFAR datasets, we have pretrained the models on CIFAR-100. For Lacuna, we have pretrained the models on Lacuna-100. We pretrain the models for 30 epochs using SGD with a fixed learning rate of 0.1, Cross-Entropy loss function, weight decay 0.0005, momentum 0.9, and batch size 128.

Baselines. ‘Original’ is the model trained on the entire dataset D . For ‘Retrain’, we train the same architecture on D_r , with the same hyperparameters used during training of the original model. For ‘Finetune’, we fine-tune the ‘original’ model on D_r for 10 epochs, with a fixed learning rate of 0.01 and weight-decay 0.0005. For ‘NegGrad’, we fine-tune the ‘original’

model	dataset	unlearning-type	forget-set bs	retain-set bs	max steps	min steps
ResNet	CIFAR-10	class	512	128	2	3
	CIFAR-10	selective	16	64	5	5
	Lacuna-10	class	128	128	5	5
	Lacuna-10	selective	32	32	4	4
	CIFAR-5	selective	32	32	10	10
	Lacuna-5	selective	32	32	5	10
All-CNN	CIFAR-10	class	512	256	3	4
	CIFAR-10	selective	16	64	5	5
	Lacuna-10	class	32	32	4	4
	Lacuna-10	selective	8	32	2	4
	CIFAR-5	selective	16	32	5	10
	Lacuna-5	selective	32	32	5	10

Table 3: SCRUB’s hyperparameters for each experiment

model using the following loss:

$$\mathcal{L}(w) = \beta \times \frac{1}{|D_r|} \sum_{i=1}^{|D_r|} l(f(x_i; w), y_i) - (1 - \beta) \times \frac{1}{|D_f|} \sum_{j=1}^{|D_f|} l(f(x_j; w), y_j) \quad (7)$$

Where $\beta \in [0, 1]$. We have tuned β to get a high forget-error while not destroying retain-error. For small-scale experiments, $\beta = 0.95$ and we have trained for 10 epochs, with SGD, 0.01 lr and 0.1 weight-decay. For large-scale experiments $\beta = 0.9999$ and we have trained for 5 epochs, with SGD, 0.01 lr, and 0.0005 weight-decay. Please note that small β result in explosion quickly. For ‘CF-k’, we freeze the first k layers of the network and finetune the rest layers with D_r . We use the same setting as ‘Finetune’ baseline. For ‘EU-k’ we freeze the first k layers, and re-initialize the weights of the remaining layers and retrain them with D_r . As all the models are pretrained on larger datasets, for re-initializing we use the weights of the pretrained models. For ‘EU-k’ we use the same settings as the ‘Retrain’ baseline. In both ‘EU-k’ and ‘CF-k’ baselines, for both ResNet and All-CNN we freeze all the layers except for the last block of the network. For Resnet the last block is block4 and for All-CNN, the last block of layers is the 9th sequential block.

SCRUB parameters. We train SCRUB using Algorithm 1. Throughout the experiments, we tune the parameters to get a high forget-error while retaining the retain and validation error of the original model. We use the same optimizer for both min and max steps. We observed that for small-scale settings ‘Adam’ optimizer works better, while in large-scale settings both ‘Adam’ and ‘SGD’ could be used. For all experiments, we initialize the learning rate at 0.0005 and decay it by 0.1 after a number of min and max steps. Decaying the learning rate is crucial to control the oscillating behaviour of our min and max optimization. We apply a weight decay of 0.1 for small-scale setting and 0.0005 for large scale experiments, with a momentum of 0.9. Finally, we use different batch sizes for the forget-set and the retain-set to control the number of iteration in each direction, i.e the max and the min respectively. We report these in Table 3.

System specification. For scale-up experiments, All the code is written and executed in Python 3.8, on an Ubuntu 20 machine with 40 CPU cores, a Nvidia GTX 2080 GPU and 256GB memory.

A.4. Formally defining the metrics

In this section, we give more details and mathematical definitions of the metrics that we use throughout the paper.

M1 Metrics We define retain error, forget error and test error. Let \mathcal{D}_r , \mathcal{D}_f and \mathcal{D}_t denote the retain and forget portions of the training dataset, and a test dataset of heldout examples, respectively. We define error (Err) as follows:

$$Err(\mathcal{D}) = 1 - \frac{1}{|\mathcal{D}|} \sum_{(x_i, y_i) \in \mathcal{D}} \mathbb{1}[\arg \max(f(x_i; w)) == y_i] \quad (8)$$

where f , parameterized by w is the neural network model (comprised of a feature extractor followed by a softmax classifier

layer), $\arg \max(f(x_i; w))$ is the label that the model thinks is most likely for example x_i , and $\mathbb{1}[x]$ is the indicator function that returns 1 if x is True and 0 otherwise.

Based on the above, the retain error, forget error and test error are computed as $Err(\mathcal{D}_r)$, $Err(\mathcal{D}_f)$ and $Err(\mathcal{D}_t)$, respectively.

M2 Metrics: class confusion We now define the class confusion metrics inspired by (Goel et al., 2022). Specifically, we explore a scenario where the forget set has confused labels (e.g. for two classes A and B, examples of A are labelled as B, and vice versa). The idea here is that, because mislabelled examples are only present in the forget set, successful unlearning (removing the influence of the forget set) would lead to a model that is not at all confused between classes A and B.

In more detail, the setup we follow is: 1) We first mislabel some portion of the training dataset (we mislabelled examples between classes 0 and 1 of each of CIFAR-5 and Lacuna-5 in our experiments), 2) train the ‘original model’ on the (partly mislabelled) training dataset (it has mislabelled examples for classes 0 and 1 but correct labels for the remaining classes), 3) perform unlearning where the forget set contains all and only the confused examples. Given this, the goal for the unlearning algorithm is to resolve the confusion of the original model.

We consider the following metrics (using terminology consistent with (Goel et al., 2022)). They are presented in order of decreasing generality, and increasing focus on measuring degrees of confusion between the two classes considered.

- **Error** (e.g. test error, retain error, forget error). This counts all mistakes, so anytime that an example of some class is predicted to be in any other class, it will be counted. These are the same metrics that we use for the rest of the paper (see Equation 8). For test and retain error, lower is better, whereas for forget error, higher is better.
- **Interclass Confusion IC-ERR** (e.g. IC test error, IC retain error). This counts only mistakes that involve examples from the confused classes A and B. Specifically, it counts instances of any example of class A being predicted to be in *any* other class, and analogously for class B. Compared to Error, this metric is more focused towards understanding the result of the introduced confusion, since it only considers cases that relate to the confused classes. A successful unlearning method would make no such errors, so lower is better for each of IC test error and IC retain error.
- **FGT-ERR** (e.g. Fgt test error, Fgt retain error). This metric counts only misclassification *between the confused classes* A and B. Here, a mistake of an example of class A (or B) being predicted to be in class other than A or B will not be counted. Only mistakes of an example of class A being predicted to be in class B, and vice versa, are counted. **This is the most focused metric that explicitly measures the amount of confusion remaining after unlearning.** A successful unlearning method would make no such errors, so lower is better for each of Fgt test and Fgt retain.

More formally, Error is the same as defined in Equation 8. Let us now mathematically define IC-ERR and FGT-ERR. We denote by $C^{w, \mathcal{D}}$ the confusion matrix for model parameterized by w on the dataset \mathcal{D} , and let \mathcal{D}_A denote the part of the dataset \mathcal{D} that belongs to class A. So, for example $\mathcal{D}_{r,A}$ denotes the part of the retain set \mathcal{D}_r that belongs to class A, and the entry $C_{A,B}^{w, \mathcal{D}}$ of the confusion matrix stores the number of times that a sample belonging to class A was (mis)classified as belonging to class B in the dataset \mathcal{D} by the model parameterized by w . Then, we have:

$$\text{IC-ERR}(\mathcal{D}, A, B; w) = \frac{\sum_k C_{A,k}^{w, \mathcal{D}} + \sum_{k'} C_{B,k'}^{w, \mathcal{D}}}{|\mathcal{D}_A| + |\mathcal{D}_B|} \quad (9)$$

where $k \neq A, k' \neq B$.

So, for example, the ‘IC test error’ column in our tables is computed via $\text{IC-ERR}(\mathcal{D}_t, 0, 1; w)$, where \mathcal{D}_t denotes the test set, and 0 and 1 are the two classes confused in our experiments. Analogously, ‘IC retain error’ is computed as $\text{IC-ERR}(\mathcal{D}_r, 0, 1; w)$

Finally:

$$\text{FGT-ERR}(\mathcal{D}, A, B; w) = C_{A,B}^{w, \mathcal{D}} + C_{B,A}^{w, \mathcal{D}} \quad (10)$$

That is, FGT-ERR only measures the misclassification between the two confused classes A and B. So, for example, the ‘Fgt test error’ in our tables is computed as $\text{FGT-ERR}(\mathcal{D}_t, 0, 1; w)$ and analogously ‘Fgt retain error’ is computed as $\text{FGT-ERR}(\mathcal{D}_r, 0, 1; w)$.

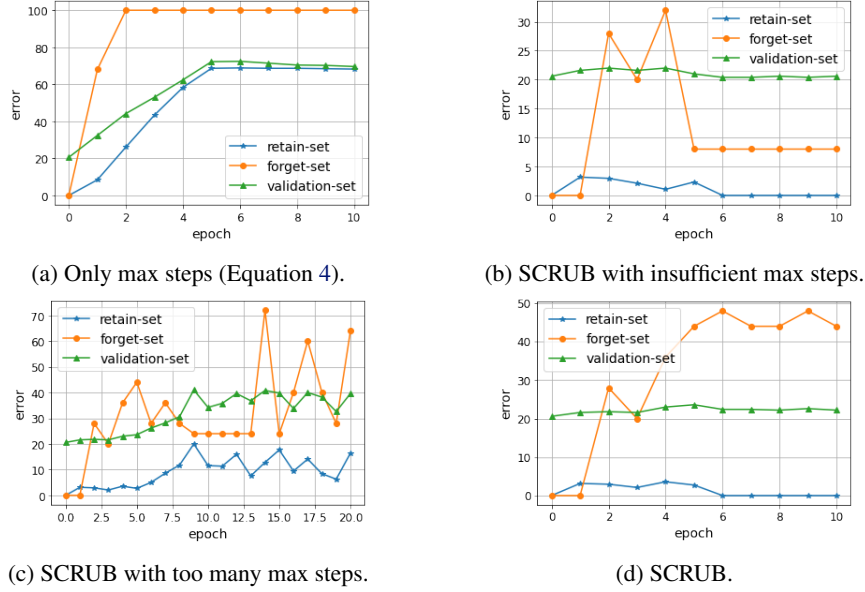


Figure 4: Illustration of training dynamics of SCRUB variants, on CIFAR-5 with a ResNet model. Performing the right interleaving of *min-steps* and *max-steps* is important for achieving a good balance between high forget error and low retain and validation errors.

M3 Metrics: MIA attacks We now give full details for the MIA attack that we use. As outlined in Section 5.4, the attacker is a binary classifier that takes the loss values of the forget set \mathcal{D}_f or a held-out test set \mathcal{D}_t as the input. In practice, if the distribution of the forget set and the test set are very different from each other, their loss values will be very distinguishable. It means that the binary classifier can tell them apart easily, but without having truly learned to infer membership in the training dataset. This makes the attacker’s evaluation unreliable. To circumvent this problem, we ought to pick the held-out test set from the same distribution. More specifically, if the forget set is examples from the ‘cat’ class of CIFAR10 dataset, we use the same class for our held-out test set.

In our experiments, we clip the loss values to a range between $[-400, +400]$ to remove anomalies. Also, we use the default `LogisticRegression()` classifier of the Python’s `scikit-learn` library as our attack model, and perform a cross-validation with 5 random splits. We report the average accuracy of the evaluation part of each of the 5 folds as the MIA score. Ideally, this score is closest to 50%, indicating that the attacker fails to tell apart the forget set from the test set.

A.5. Ablations and illustration of training dynamics

In this section, we illustrate the training dynamics of SCRUB and the importance of different design choices. As a reminder, the student is initialized from the teacher and subsequently undergoes an alternating sequence of *max-steps* and *min-steps*; the former encouraging the student to move far from the teacher on the forget set, and the latter encouraging it to stay close to the teacher on the retain set. We also found it useful to perform a sequence of additional *min-steps* after the alternating sequence. We now explore the effect of these decisions.

First, we show that performing only *max-steps*, by optimizing Equation 4, is not a good solution. Simply pushing the student away from the teacher on the forget set achieves forgetting but unfortunately also hurts the retain and validation set performance (Figure 4a). Therefore, alternating between *max-steps* and *min-steps* is necessary. However, it is important to find the right balance. For instance, as seen in Figure 4b, performing too few *max-steps* leads to the unwanted consequence of the forget error dropping. On the other hand, removing the final sequence of only *min-steps* is also harmful, as shown in Figure 4c that trains for a larger number of epochs of an equal number of (alternating) *max-steps* and *min-steps* without achieving a good balance at any point throughout the trajectory. On the other hand, SCRUB (Figure 4d) achieves a good balance of high forget error and low retain and validation error simultaneously. We also ablate the cross-entropy term in Equation 6, which provides a small but consistent added protection against degrading performance in Figure 8. We show additional examples of training dynamics (Figures 5, 6, 7).

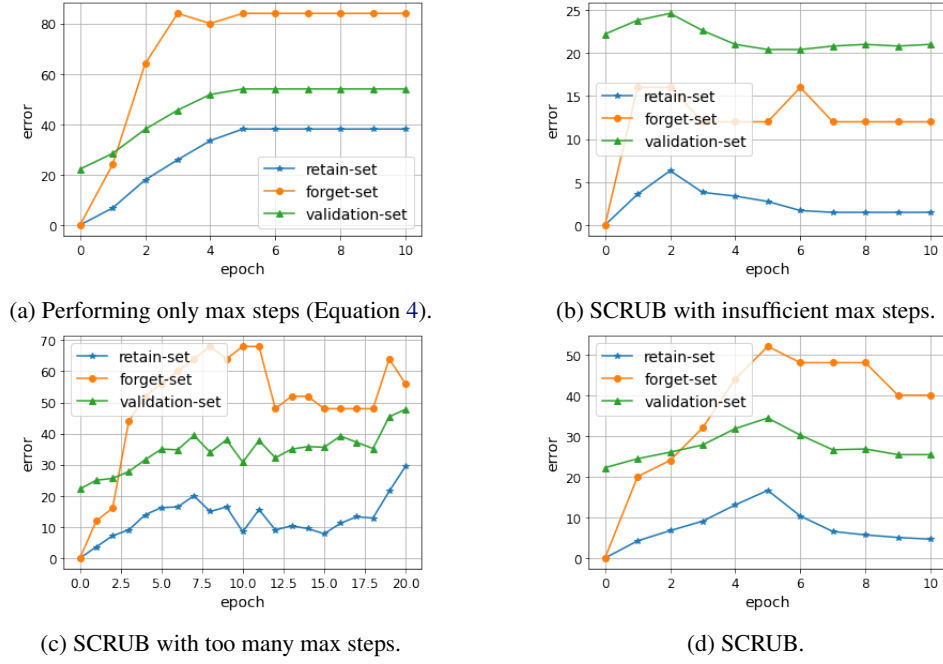


Figure 5: Illustration of training dynamics of SCRUB variants, on CIFAR-5 with All-CNN. Performing the right interleaving of *min-steps* and *max-steps* is important for achieving a good balance between high forget error and low retain and validation errors.

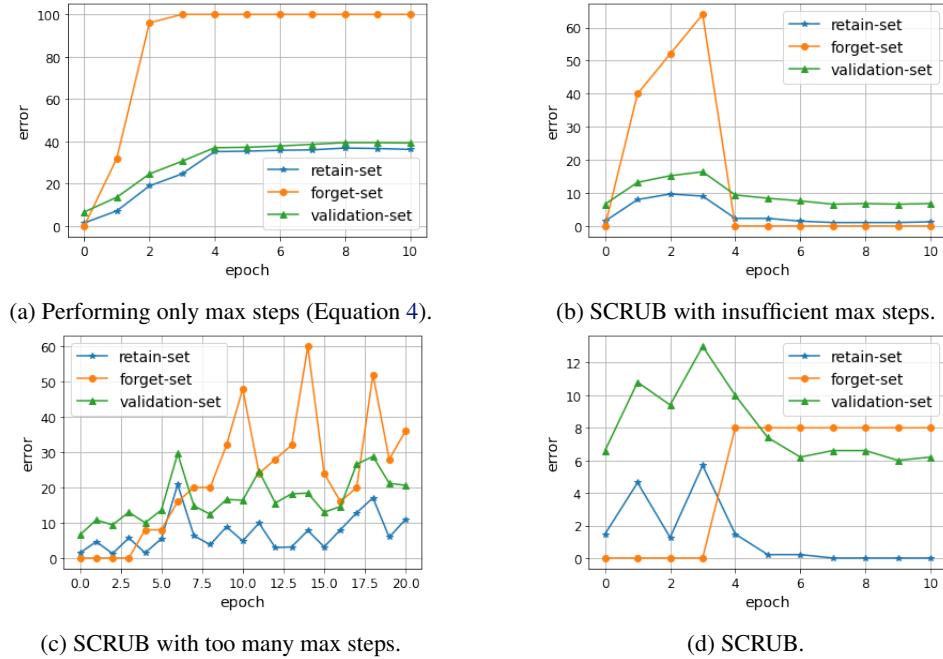


Figure 6: Illustration of training dynamics of SCRUB variants, on Lacuna-5 with ResNet. Performing the right interleaving of *min-steps* and *max-steps* is important for achieving a good balance between high forget error and low retain and validation errors.

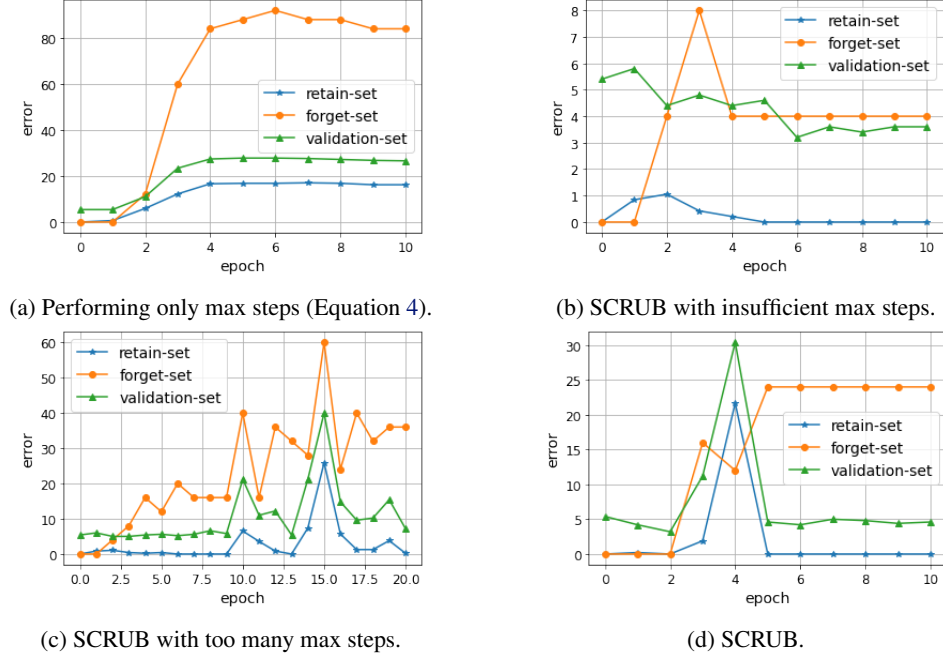


Figure 7: Illustration of training dynamics of SCRUB variants, on Lacuna-5 with All-CNN. Performing the right interleaving of *min-steps* and *max-steps* is important for achieving a good balance between high forget error and low retain and validation errors.

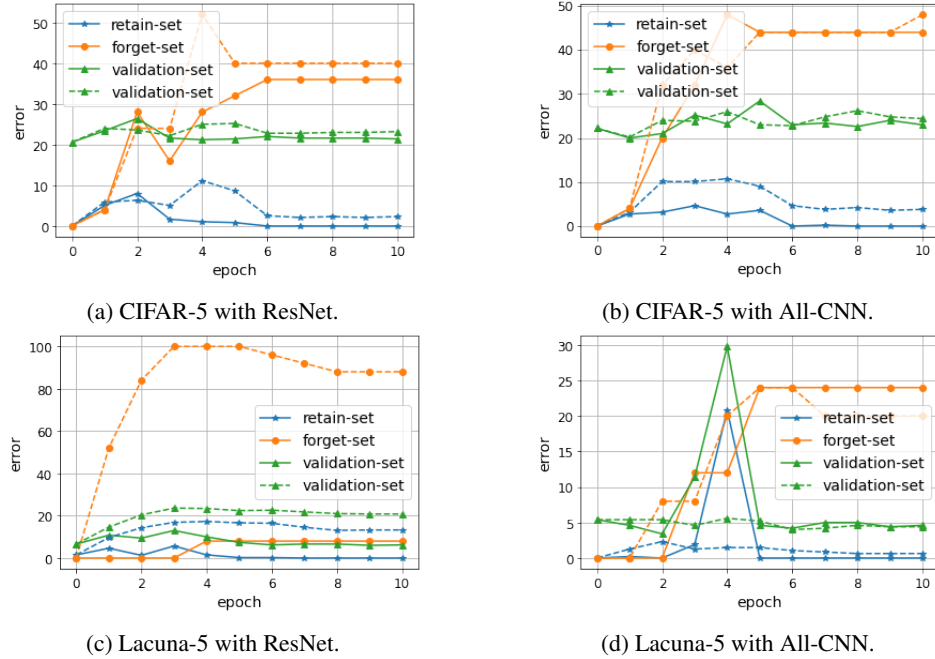


Figure 8: Effect of adding the cross-entropy loss in Equation 6. Dashed lines omit cross-entropy while solid lines use it. We find that the addition of cross-entropy offers an additional protection to maintaining the model’s performance during the unlearning procedure. This sometimes comes at the cost of smaller forget set error, compared to the forget set error that would have been achieved if cross-entropy was omitted from the loss.

Model	CIFAR-10				Lacuna-10			
	ResNet		All-CNN		ResNet		All-CNN	
	all	selective	all	selective	all	selective	all	selective
Finetune	3.8	3.09	3.33	3.03	1.7	2.03	2.16	2.00
Fisher	0.08	0.07	0.16	0.14	0.08	0.07	0.16	0.15
NegGrad	3.4	2.96	2.30	2.97	1.66	1.5	2.41	2.27
CF-k	3.55	3.17	3.37	2.91	3.42	3.20	3.27	3.11
EU-k	1.41	1.26	1.34	1.20	1.39	1.28	1.32	1.26
SCRUB	7.84	7.41	6.36	5.33	2.17	1.95	2.81	2.48

Table 4: **Scale-up factor**: the fraction of the runtime of retrain from scratch over the runtime of each given unlearning algorithm. That is, a scale-up value of X for an unlearning algorithm means that that algorithm runs X times faster than retrain from scratch.

Model	CIFAR-5						Lacuna-5					
	Test error (\downarrow)		Retain error (\downarrow)		Forget error (\uparrow)		Test error (\downarrow)		Retain error (\downarrow)		Forget error (\uparrow)	
	mean	std	mean	std	mean	std	mean	std	mean	std	mean	std
Retrain	24.9	2.5	0.0	0.0	28.8	5.9	5.8	0.4	0.0	0.0	4.8	3.4
Original	24.2	2.6	0.0	0.0	0.0	0.0	5.7	0.4	0.0	0.0	0.0	0.0
Finetune	24.3	2.4	0.0	0.0	0.0	0.0	5.6	0.3	0.0	0.0	0.0	0.0
Fisher	31.6	3.4	14.0	6.0	4.8	5.2	14.0	3.6	6.7	3.3	6.4	8.3
NTK	24.4	2.6	0.0	0.0	22.4	9.2	5.6	0.5	0.0	0.0	0.0	0.0
NegGrad	25.5	1.1	0.0	0.0	41.3	6.1	6.1	0.7	0.0	0.0	1.3	2.3
CF-k	22.6	1.9	0.0	0.0	0.0	0.0	5.8	0.4	0.0	0.0	0.0	0.0
EU-k	23.5	1.1	0.0	0.0	10.7	2.3	5.9	0.6	0.0	0.0	0.0	0.0
SCRUB	24.2	1.6	0.0	0.0	40.8	1.8	6.2	0.73	0.0	0.0	24.8	5.2

Table 5: **Small-scale** results with ResNet. SCRUB is the top-performer in terms of forgetting with minimal performance degradation.

A.6. Additional results for M1

In this section, we provide the results for all scenarios we studied for M1 (ResNet and All-CNN, on both CIFAR and Lacuna, for both small-scale and large-scale), for completeness, in Tables 5, 6, 7, 8, 9, 10.

A.7. Additional results for M2: Resolving class confusion via unlearning

We show the full results are in Tables 11, 12, 13, 14, 15, 16, 17, 18 for all settings. We observe that across the board, SCRUB is a top-performer on this metric too (see the captions of the individual tables for more details about performance profile).

A.8. Additional results for M3

We present MIA results for all settings in Tables 19, 20, 21, 22, 23, 24, 25, 26. We find that SCRUB, especially equipped with its rewinding procedure, is able to consistently have a strong defense against MIAs.

Model	CIFAR-5						Lacuna-5					
	Test error (\downarrow)		Retain error (\downarrow)		Forget error (\uparrow)		Test error (\downarrow)		Retain error (\downarrow)		Forget error (\uparrow)	
	mean	std	mean	std	mean	std	mean	std	mean	std	mean	std
Retrain	24.36	1.61	0.13	0.28	28.8	9.12	4.6	0.38	0.0	0.0	4.67	6.41
Original	24.08	1.86	0.17	0.38	0.0	0.0	4.53	0.47	0.0	0.0	0.0	0.0
Finetune	23.48	1.91	0.04	0.09	0.0	0.0	9.77	10.76	6.63	13.22	19.33	40.03
Fisher	42.64	6.56	31.83	10.47	15.2	16.83	52.53	13.87	51.09	14.54	39.33	40.43
NTK	24.16	1.77	0.17	0.38	13.6	8.29	4.47	0.47	0.0	0.0	3.33	4.68
NegGrad	26.07	1.21	0.56	0.49	36.00	10.58	5.27	0.76	0.14	0.12	12.00	13.86
CF-k	22.67	1.55	0.00	0.00	0.00	0.00	4.67	0.70	0.00	0.00	0.00	0.00
EU-k	25.87	0.64	3.23	1.69	8.00	6.93	5.20	0.20	0.00	0.00	0.00	0.00
SCRUB	23.88	1.78	0.08	0.12	40.8	8.2	3.87	0.72	0.0	0.0	25.33	4.13

Table 6: **Small-scale** results with All-CNN. SCRUB is the top-performer in terms of forgetting with minimal performance degradation.

Model	CIFAR-10						Lacuna-10					
	Test error (\downarrow)		Retain error (\downarrow)		Forget error (\uparrow)		Test error (\downarrow)		Retain error (\downarrow)		Forget error (\uparrow)	
	mean	std	mean	std	mean	std	mean	std	mean	std	mean	std
Retrain	14.72	0.16	0.0	0.0	100.0	0.0	2.87	0.34	0.0	0.0	99.75	0.56
Original	16.56	0.1	0.0	0.0	0.0	0.0	3.07	0.26	0.0	0.0	0.0	0.0
Finetune	16.41	0.09	0.0	0.0	0.0	0.0	3.02	0.37	0.0	0.0	0.0	0.0
Fisher	26.42	1.41	2.45	0.84	100.0	0.0	3.33	0.54	0.0	0.0	100.0	0.0
NegGrad	17.84	1.46	1.74	2.55	91.26	7.73	3.41	0.17	0.00	0.00	14.90	1.78
CF-k	15.31	0.12	0.00	0.00	0.03	0.01	2.89	0.22	0.00	0.00	0.00	0.00
EU-k	18.73	0.42	0.00	0.00	98.79	0.18	3.19	0.17	0.01	0.02	4.06	0.83
SCRUB	15.73	0.17	0.51	0.02	100.0	0.0	3.69	0.36	0.28	0.23	100.0	0.0

Table 7: **Large-scale, class unlearning** results with ResNet. SCRUB and EU-k are the top-performers in this setting in terms of forgetting with minimal performance degradation. Note, however, that EU-k doesn’t perform strongly across the board and in particular performs very poorly in selective unlearning (notice the contrast between EU-k’s forget error between Figures 1a and 1b). Fisher is also a top-performer in terms of forget error in this setting too, but on CIFAR causes a large degradation in test error, as is often observed for this method.

Model	CIFAR-10						Lacuna-10					
	Test error (\downarrow)		Retain error (\downarrow)		Forget error (\uparrow)		Test error (\downarrow)		Retain error (\downarrow)		Forget error (\uparrow)	
	mean	std	mean	std	mean	std	mean	std	mean	std	mean	std
Retrain	13.97	0.19	0.0	0.0	100.0	0.0	1.59	0.36	0.0	0.0	100.0	0.0
Original	15.56	0.25	0.0	0.0	0.0	0.0	1.56	0.33	0.0	0.0	0.0	0.0
Finetune	15.39	0.22	0.0	0.0	0.0	0.0	1.67	0.44	0.0	0.0	0.0	0.0
Fisher	27.4	2.28	3.66	1.03	99.0	0.0	1.78	0.29	0.0	0.0	89.0	0.0
NegGrad	17.87	0.31	0.58	0.13	87.22	1.67	1.63	0.17	0.00	0.00	6.56	1.13
CF-k	14.99	0.23	0.00	0.00	0.00	0.00	1.48	0.36	0.00	0.00	0.00	0.00
EU-k	15.30	0.69	0.13	0.14	100.00	0.00	1.74	0.45	0.00	0.00	77.19	39.51
SCRUB	15.06	0.14	0.12	0.03	100.0	0.0	2.0	0.4	0.0	0.0	100.0	0.0

Table 8: **Large-scale, class unlearning** results with All-CNN. SCRUB is the top-performer in terms of forgetting with minimal performance degradation.

Model	CIFAR-10						Lacuna-10					
	Test error (\downarrow)		Retain error (\downarrow)		Forget error (\uparrow)		Test error (\downarrow)		Retain error (\downarrow)		Forget error (\uparrow)	
	mean	std	mean	std	mean	std	mean	std	mean	std	mean	std
Retrain	17.4	0.14	0.0	0.0	29.67	3.21	2.7	0.2	0.0	0.0	1.0	1.0
Original	17.36	0.14	0.0	0.0	0.0	0.0	2.73	0.15	0.0	0.0	0.0	0.0
Finetune	17.37	0.11	0.0	0.0	0.0	0.0	2.63	0.12	0.0	0.0	0.0	0.0
Fisher	21.23	0.27	2.88	0.54	3.0	2.65	3.1	0.35	0.0	0.0	0.0	0.0
NegGrad	22.7	0.6	4.1	0.5	53.7	6.8	4.7	0.2	0.9	0.1	13.0	1.0
CF-k	17.4	0.1	0.0	0.0	0.0	0.0	2.7	0.2	0.0	0.0	0.0	0.0
EU-k	21.8	0.2	0.4	0.6	23.7	3.5	2.9	0.1	0.0	0.0	0.0	0.0
SCRUB	18.04	0.2	0.0	0.0	70.33	4.16	3.0	0.0	0.0	0.0	4.67	3.06

Table 9: **Large-scale, selective unlearning** results with ResNet. SCRUB and NegGrad are the top-performers in terms of forgetting, though NegGrad has worse test performance than SCRUB in both cases. Note also that NegGrad isn't as consistent at forgetting across settings as SCRUB.

Model	CIFAR-10						Lacuna-10					
	Test error (\downarrow)		Retain error (\downarrow)		Forget error (\uparrow)		Test error (\downarrow)		Retain error (\downarrow)		Forget error (\uparrow)	
	mean	std	mean	std	mean	std	mean	std	mean	std	mean	std
Retrain	16.47	0.21	0.0	0.0	25.67	2.31	1.6	0.44	0.0	0.0	0.67	0.58
Original	16.43	0.08	0.0	0.0	0.0	0.0	1.53	0.31	0.0	0.0	0.0	0.0
Finetune	16.5	0.18	0.0	0.0	0.0	0.0	1.43	0.21	0.0	0.0	0.0	0.0
Fisher	21.39	1.22	4.0	1.44	13.0	11.27	1.87	0.21	0.01	0.02	0.0	0.0
NegGrad	21.36	0.34	3.23	0.37	45.33	2.89	2.77	0.25	0.40	0.07	8.67	0.58
CF-k	16.29	0.07	0.00	0.00	0.00	0.00	1.53	0.31	0.00	0.00	0.00	0.00
EU-k	17.62	0.61	0.11	0.11	0.33	0.58	1.83	0.47	0.00	0.00	0.00	0.00
SCRUB	16.55	0.11	0.0	0.0	29.33	3.21	2.07	0.31	0.0	0.0	1.67	0.58

Table 10: **Large-scale, selective unlearning** results with All-CNN. SCRUB and NegGrad are the top-performers in terms of forgetting, though NegGrad has worse test performance than SCRUB in both cases. Note also that NegGrad isn't as consistent at forgetting across settings as SCRUB, as can be seen in Figure 2

model	Test error (\downarrow)		Retain error (\downarrow)		Forget error (\uparrow)		IC test error (\downarrow)		IC retain error (\downarrow)		Fgt test error (\downarrow)		Fgt retain error (\downarrow)	
	mean	std	mean	std	mean	std	mean	std	mean	std	mean	std	mean	std
Retrain	26.67	2.87	0.0	0.0	90.33	1.53	24.0	1.8	0.0	0.0	18.33	4.16	0.0	0.0
Original	41.0	2.09	0.0	0.0	0.0	0.0	56.0	3.04	0.0	0.0	92.0	7.94	0.0	0.0
Finetune	38.13	1.42	0.0	0.0	0.0	0.0	52.0	3.12	0.0	0.0	79.33	10.07	0.0	0.0
NegGrad	36.27	0.42	0.0	0.0	12.67	21.94	47.5	5.27	0.0	0.0	69.0	13.53	0.0	0.0
CF-k	39.6	1.64	0.0	0.0	0.0	0.0	54.83	2.02	0.0	0.0	85.33	7.02	0.0	0.0
EU-k	37.47	1.62	7.33	1.26	43.67	2.08	47.0	4.77	8.33	4.73	63.33	9.71	3.67	2.52
Fisher	44.8	2.36	21.33	3.45	32.0	11.53	51.5	7.47	26.33	9.5	79.0	3.61	20.0	7.94
NTK	32.6	2.51	0.0	0.0	60.33	0.58	37.5	4.0	0.0	0.0	52.0	10.58	0.0	0.0
SCRUB	25.93	3.13	1.08	0.52	96.0	1.73	19.0	3.91	0.0	0.0	19.67	7.51	0.0	0.0

Table 11: Confusion metrics on CIFAR-5 with ResNet. (Confused class 0,1; 50-50 samples). SCRUB is the best-performer by far in terms of eliminating the confusion via unlearning (see the IC error and Fgt error columns), while not hurting performance for other classes (see e.g. the usual Error metrics in the first 3 groups of columns).

model	Test error (\downarrow)		Retain error (\downarrow)		Forget error (\uparrow)		IC test error (\downarrow)		IC retain error (\downarrow)		Fgt test error (\downarrow)		Fgt retain error (\downarrow)	
	mean	std	mean	std	mean	std	mean	std	mean	std	mean	std	mean	std
Retrain	24.4	2.75	0.0	0.0	90.67	4.04	19.0	1.32	0.0	0.0	11.33	4.62	0.0	0.0
Original	37.07	4.67	1.5	2.6	5.67	9.81	49.0	4.77	6.0	10.39	80.67	12.58	6.0	10.39
Finetune	34.33	3.35	0.0	0.0	3.0	5.2	43.67	7.29	0.0	0.0	67.33	16.04	0.0	0.0
NegGrad	33.53	4.47	0.0	0.0	13.33	21.36	42.33	11.34	0.0	0.0	62.0	22.65	0.0	0.0
CF-k	36.13	4.21	0.0	0.0	0.33	0.58	47.83	5.8	0.0	0.0	76.33	14.43	0.0	0.0
EU-k	51.6	1.0	27.67	3.5	52.67	6.03	59.5	5.22	38.33	6.66	68.67	15.57	19.67	10.41
Fisher	51.93	2.95	35.17	3.92	31.0	11.53	56.83	8.69	31.67	14.01	78.33	15.53	17.67	11.5
NTK	32.2	2.84	0.75	1.3	43.33	14.15	36.67	4.07	3.0	5.2	54.33	9.02	3.0	5.2
SCRUB	25.0	3.14	0.0	0.0	93.33	2.52	26.0	4.44	0.0	0.0	18.0	11.14	0.0	0.0

Table 12: Confusion metrics on CIFAR-5 with All-CNN. (Confused class 0,1; 50-50 samples). SCRUB is the best-performer by far in terms of eliminating the confusion via unlearning (see the IC error and Fgt error columns), while not hurting performance for other classes (see e.g. the usual Error metrics in the first 3 groups of columns).

model	Test error (\downarrow)		Retain error (\downarrow)		Forget error (\uparrow)		IC test error (\downarrow)		IC retain error (\downarrow)		Fgt test error (\downarrow)		Fgt retain error (\downarrow)	
	mean	std	mean	std	mean	std	mean	std	mean	std	mean	std	mean	std
Retrain	6.0	0.2	0.0	0.0	99.67	0.58	7.17	2.57	0.0	0.0	0.0	0.0	0.0	0.0
Original	27.07	3.33	1.67	0.88	4.33	1.53	57.5	6.26	6.67	3.51	108.0	14.18	6.67	3.51
Finetune	18.8	4.26	0.0	0.0	14.67	6.03	37.67	11.15	0.0	0.0	63.67	22.01	0.0	0.0
NegGrad	17.8	2.95	1.67	0.72	55.33	2.08	33.17	5.25	5.33	1.53	56.67	12.9	4.33	1.53
CF-k	22.27	4.31	0.08	0.14	10.67	5.03	46.33	10.97	0.33	0.58	81.67	23.01	0.33	0.58
EU-k	15.27	3.19	0.83	0.38	62.0	12.49	29.33	9.0	2.33	1.53	43.67	16.29	0.33	0.58
Fisher	35.87	3.33	17.75	3.78	27.33	3.79	60.0	5.27	31.0	7.94	109.0	14.53	30.0	7.0
NTK	14.53	5.22	0.0	0.0	51.67	23.18	27.17	11.3	0.0	0.0	43.33	25.32	0.0	0.0
SCRUB	8.47	1.17	0.33	0.14	96.0	1.0	11.33	3.82	1.33	0.58	9.33	1.53	1.33	0.58

Table 13: Confusion metrics on Lacuna-5 with ResNet. (Confused class 0,1; 50-50 samples). SCRUB is the best-performer by far in terms of eliminating the confusion via unlearning (see the IC error and Fgt error columns), while not hurting performance for other classes (see e.g. the usual Error metrics in the first 3 groups of columns). NTK in some cases is able to resolve confusion, but not consistently, and it also suffers from higher Test Error.

model	Test error (\downarrow)		Retain error (\downarrow)		Forget error (\uparrow)		IC test error (\downarrow)		IC retain error (\downarrow)		Fgt test error (\downarrow)		Fgt retain error (\downarrow)	
	mean	std	mean	std	mean	std	mean	std	mean	std	mean	std	mean	std
Retrain	4.2	0.87	0.0	0.0	100.0	0.0	5.33	2.25	0.0	0.0	0.0	0.0	0.0	0.0
Original	25.47	2.32	5.75	5.63	20.33	25.74	56.17	4.93	23.0	22.54	105.67	8.08	23.0	22.54
Finetune	12.8	2.8	0.0	0.0	23.0	7.94	25.83	7.75	0.0	0.0	39.67	12.74	0.0	0.0
NegGrad	12.8	9.06	2.5	3.12	90.0	6.56	20.33	17.04	5.0	6.24	12.67	11.68	2.67	3.79
CF-k	21.27	1.63	0.58	0.8	9.33	0.58	47.0	4.58	2.33	3.21	82.67	10.12	2.33	3.21
EU-k	17.0	8.91	3.92	3.99	92.33	4.93	35.0	18.26	13.0	11.36	3.67	4.73	0.0	0.0
Fisher	49.6	4.73	39.25	7.45	40.0	9.54	57.67	10.79	42.33	11.59	88.67	11.68	29.67	16.86
NTK	12.87	6.63	2.83	4.91	72.33	12.06	25.5	17.88	11.33	19.63	35.67	24.03	10.0	17.32
SCRUB	3.87	0.7	0.0	0.0	100.0	0.0	4.33	1.26	0.0	0.0	0.0	0.0	0.0	0.0

Table 14: Confusion metrics on Lacuna-5 with All-CNN. (Confused class 0,1; 50-50 samples). SCRUB is the best-performer by far in terms of eliminating the confusion via unlearning (see the IC error and Fgt error columns), while not hurting performance for other classes (see e.g. the usual Error metrics in the first 3 groups of columns).

model	Test error (\downarrow)		Retain error (\downarrow)		Forget error (\uparrow)		IC test error (\downarrow)		IC retain error (\downarrow)		Fgt test error (\downarrow)		Fgt retain error (\downarrow)	
	mean	std	mean	std	mean	std	mean	std	mean	std	mean	std	mean	std
retrain	18.7	0.07	0.0	0.0	98.57	0.28	14.78	0.18	0.0	0.0	31.33	2.08	0.0	0.0
original	21.86	0.37	0.0	0.0	0.0	0.0	31.23	0.45	0.0	0.0	356.0	11.53	0.0	0.0
finetune	20.85	0.37	0.0	0.0	0.0	0.0	26.75	0.48	0.0	0.0	255.0	10.58	0.0	0.0
NegGrad	23.41	0.32	3.87	0.31	80.07	6.77	41.08	0.6	20.29	1.52	46.0	8.72	0.67	1.15
CF-k	20.93	0.38	0.0	0.0	0.0	0.0	27.27	0.76	0.0	0.0	267.33	16.17	0.0	0.0
EU-k	20.03	0.19	0.25	0.08	95.55	0.54	17.85	0.67	0.18	0.03	53.0	7.94	3.33	2.31
SCRUB	18.01	0.18	0.02	0.01	95.45	0.26	15.07	0.99	0.04	0.03	30.33	3.79	0.33	0.58

Table 15: Confusion metrics on CIFAR-10 with ResNet. (Confused class 0,1; 2000-2000 samples).

model	Test error (\downarrow)		Retain error (\downarrow)		Forget error (\uparrow)		IC test error (\downarrow)		IC retain error (\downarrow)		Fgt test error (\downarrow)		Fgt retain error (\downarrow)	
	mean	std	mean	std	mean	std	mean	std	mean	std	mean	std	mean	std
retrain	16.43	0.03	0.0	0.0	98.42	0.15	14.37	0.24	0.0	0.0	23.67	2.31	0.0	0.0
original	19.95	0.23	0.0	0.0	0.0	0.0	30.18	0.66	0.0	0.0	348.67	13.58	0.0	0.0
finetune	18.72	0.11	0.0	0.0	1.05	0.61	24.33	0.2	0.0	0.0	223.67	6.66	0.0	0.0
NegGrad	21.74	0.44	4.48	0.34	87.65	2.98	40.05	0.44	21.8	0.66	44.0	5.2	2.33	3.21
CF-k	19.31	0.23	0.0	0.0	0.0	0.0	27.45	0.61	0.0	0.0	294.0	4.36	0.0	0.0
EU-k	17.66	0.23	1.36	0.19	87.9	1.28	16.82	0.79	2.89	0.46	63.67	8.62	91.67	12.58
SCRUB	15.92	0.17	0.2	0.06	87.47	1.46	14.98	0.13	0.39	0.15	54.0	3.61	9.67	2.52

Table 16: Confusion metrics on CIFAR-10 with All-CNN. (Confused class 0,1; 2000-2000 samples).

model	Test error (\downarrow)		Retain error (\downarrow)		Forget error (\uparrow)		IC test error (\downarrow)		IC retain error (\downarrow)		Fgt test error (\downarrow)		Fgt retain error (\downarrow)	
	mean	std	mean	std	mean	std	mean	std	mean	std	mean	std	mean	std
retrain	2.43	0.32	0.0	0.0	99.83	0.29	3.33	0.58	0.0	0.0	0.0	0.0	0.0	0.0
original	7.37	0.31	1.21	0.12	15.83	4.19	27.67	1.26	8.26	0.8	46.0	4.36	36.33	3.51
finetune	4.17	0.5	0.0	0.0	56.83	9.44	11.17	1.76	0.0	0.0	15.67	3.51	0.0	0.0
NegGrad	5.63	0.38	0.31	0.22	71.33	9.88	19.33	1.04	2.12	1.51	8.33	2.31	0.0	0.0
CF-k	5.4	0.4	0.07	0.06	33.83	3.33	17.33	1.76	0.45	0.39	27.67	3.51	2.0	1.73
EU-k	3.0	0.26	0.0	0.0	90.17	4.65	6.0	1.8	0.0	0.0	2.0	2.65	0.0	0.0
SCRUB	3.07	0.59	0.0	0.0	98.5	0.5	6.83	1.26	0.0	0.0	0.67	0.58	0.0	0.0

Table 17: Confusion metrics on Lacuna-10 with ResNet. (Confused class 0,1; 200-200 samples).

model	Test error (\downarrow)		Retain error (\downarrow)		Forget error (\uparrow)		IC test error (\downarrow)		IC retain error (\downarrow)		Fgt test error (\downarrow)		Fgt retain error (\downarrow)	
	mean	std	mean	std	mean	std	mean	std	mean	std	mean	std	mean	std
retrain	2.13	0.25	0.0	0.0	99.83	0.29	2.5	1.32	0.0	0.0	0.0	0.0	0.0	0.0
original	7.83	0.55	1.21	0.52	16.0	4.92	31.33	1.76	8.26	3.53	56.33	3.79	36.33	15.53
finetune	3.0	0.7	0.0	0.0	74.5	6.08	6.5	2.0	0.0	0.0	9.0	3.0	0.0	0.0
NegGrad	4.3	0.52	0.4	0.06	89.67	4.25	15.33	2.47	2.73	0.39	4.67	3.21	0.0	0.0
CF-k	5.27	0.47	0.11	0.07	33.33	1.61	18.5	2.29	0.76	0.47	31.33	3.51	3.33	2.08
EU-k	2.53	0.67	0.09	0.02	97.83	2.08	5.17	1.04	0.38	0.35	0.33	0.58	0.67	0.58
SCRUB	2.1	0.4	0.0	0.0	97.5	1.73	4.17	0.58	0.0	0.0	0.33	0.58	0.0	0.0

Table 18: Confusion metrics on Lacuna-10 with All-CNN. (Confused class 0,1; 200-200 samples).

method	Test error		Forget error		Retain error		MIA	
	mean	std	mean	std	mean	std	mean	std
Retrain	16.71	0.05	26.67	3.09	0.00	0.00	51.33	6.13
Original	16.71	0.07	0.00	0.00	0.00	0.00	68.67	3.09
Finetune	16.86	0.13	0.00	0.00	0.00	0.00	69.33	2.05
NegGrad	21.65	0.40	47.00	3.74	4.54	0.70	73.00	1.41
CF-k	16.82	0.03	0.00	0.00	0.00	0.00	69.67	1.89
EU-k	18.44	0.21	0.33	0.47	0.32	0.02	66.00	2.94
SCRUB	17.01	0.20	33.00	5.89	0.00	0.00	51.00	1.41
SCRUB+R	16.88	0.19	26.33	4.50	0.00	0.00	49.33	2.49

Table 19: MIA for All-CNN architecture on CIFAR-10 for selective unlearning.

method	Test error		Forget error		Retain error		MIA	
	mean	std	mean	std	mean	std	mean	std
Retrain	13.98	0.07	100.00	0.00	0.00	0.00	48.73	0.24
Original	15.70	0.09	0.00	0.00	0.00	0.00	71.40	0.70
Finetune	14.53	0.13	1.31	0.54	0.00	0.00	74.97	1.27
NegGrad	17.04	0.11	59.91	1.53	0.43	0.09	70.03	1.92
CF-k	15.72	0.06	0.00	0.00	0.00	0.00	72.93	1.06
EU-k	15.76	0.28	100.00	0.00	0.24	0.02	51.60	1.22
SCRUB	14.93	0.17	100.00	0.00	0.09	0.02	54.30	2.24
SCRUB+R	14.93	0.17	100.00	0.00	0.09	0.02	54.30	2.24

Table 20: MIA for All-CNN architecture on CIFAR-10 for class unlearning.

method	Test error		Forget error		Retain error		MIA	
	mean	std	mean	std	mean	std	mean	std
Retrain	17.38	0.15	29.33	2.49	0.00	0.00	54.00	1.63
Original	17.41	0.15	0.00	0.00	0.00	0.00	65.33	0.47
Finetune	17.48	0.16	0.00	0.00	0.00	0.00	64.00	0.82
NegGrad	21.69	0.07	45.33	2.62	3.94	0.43	66.67	1.70
CF-k	17.53	0.19	0.00	0.00	0.00	0.00	65.00	0.00
EU-k	19.77	0.04	13.67	0.47	0.06	0.01	53.00	3.27
SCRUB	17.01	0.03	71.67	0.94	0.01	0.01	78.00	2.45
SCRUB+R	17.54	0.28	19.33	14.64	0.01	0.01	58.67	1.89

Table 21: MIA for ResNet architecture on CIFAR-10 for selective unlearning.

method	Test error		Forget error		Retain error		MIA	
	mean	std	mean	std	mean	std	mean	std
Retrain	14.69	0.10	100.00	0.00	0.00	0.00	49.33	1.67
Original	16.33	0.14	0.00	0.00	0.00	0.00	71.10	0.67
Finetune	15.10	0.16	0.33	0.17	0.00	0.00	75.57	0.69
NegGrad	17.41	0.09	61.00	1.14	0.44	0.05	69.57	1.19
CF-k	15.29	0.02	0.04	0.04	0.00	0.00	75.73	0.34
EU-k	17.05	0.07	97.48	0.28	0.05	0.01	54.20	2.27
SCRUB	15.33	0.06	100.00	0.00	0.08	0.01	52.20	1.71
SCRUB+R	15.33	0.06	100.00	0.00	0.08	0.01	52.20	1.71

Table 22: MIA for ResNet architecture on CIFAR-10 for class unlearning.

method	Test error		Forget error		Retain error		MIA	
	mean	std	mean	std	mean	std	mean	std
Retrain	1.50	0.08	0.33	0.47	0.00	0.00	52.00	2.16
Original	1.57	0.24	0.00	0.00	0.00	0.00	59.00	2.16
Finetune	1.40	0.16	0.00	0.00	0.00	0.00	57.33	3.30
NegGrad	3.60	0.14	14.33	1.25	0.87	0.07	51.00	1.63
CF-k	1.57	0.12	0.00	0.00	0.00	0.00	58.33	2.49
EU-k	3.90	1.47	0.00	0.00	0.76	0.63	52.00	3.56
SCRUB	1.67	0.19	0.00	0.00	0.00	0.00	57.67	0.94
SCRUB+R	1.67	0.19	0.00	0.00	0.00	0.00	57.67	0.94

Table 23: MIA for All-CNN architecture on Lacuna-10 for selective unlearning.

method	Test error		Forget error		Retain error		MIA	
	mean	std	mean	std	mean	std	mean	std
Retrain	1.67	0.09	100.00	0.00	0.00	0.00	55.67	2.62
Original	1.70	0.21	0.00	0.00	0.00	0.00	58.00	1.63
Finetune	1.67	0.27	0.00	0.00	0.00	0.00	56.33	1.25
NegGrad	2.00	0.00	14.27	0.74	0.00	0.00	54.33	2.05
CF-k	2.07	0.14	0.00	0.00	0.00	0.00	52.33	2.05
EU-k	4.15	1.22	62.08	44.26	0.81	0.53	52.67	3.68
SCRUB	1.96	0.34	100.00	0.00	0.00	0.00	50.33	2.62
SCRUB+R	1.96	0.34	100.00	0.00	0.00	0.00	50.33	2.62

Table 24: MIA for All-CNN architecture on Lacuna-10 for class unlearning.

method	Test error		Forget error		Retain error		MIA	
	mean	std	mean	std	mean	std	mean	std
Retrain	2.50	0.24	1.67	0.94	0.00	0.00	49.67	3.09
Original	2.53	0.25	0.00	0.00	0.00	0.00	56.67	1.70
Finetune	2.67	0.05	0.00	0.00	0.00	0.00	53.67	0.94
NegGrad	4.30	0.43	12.67	3.30	0.95	0.08	54.00	2.16
CF-k	2.47	0.25	0.00	0.00	0.00	0.00	56.00	0.82
EU-k	2.60	0.00	0.00	0.00	0.03	0.00	56.00	2.83
SCRUB	2.97	0.25	6.00	3.27	0.00	0.00	50.67	4.03
SCRUB+R	2.97	0.25	6.00	3.27	0.00	0.00	50.67	4.03

Table 25: MIA for ResNet architecture on Lacuna-10 for selective unlearning.

method	Test error		Forget error		Retain error		MIA	
	mean	std	mean	std	mean	std	mean	std
Retrain	2.52	0.19	100.00	0.00	0.00	0.00	55.00	2.94
Original	2.81	0.28	0.00	0.00	0.00	0.00	56.00	2.45
Finetune	3.04	0.19	0.00	0.00	0.00	0.00	54.67	1.25
NegGrad	2.74	0.26	9.48	0.64	0.00	0.00	53.67	4.03
CF-k	2.81	0.28	0.00	0.00	0.00	0.00	56.00	2.45
EU-k	2.48	0.14	7.71	2.52	0.00	0.00	54.33	3.09
SCRUB	3.26	0.38	99.90	0.15	0.07	0.05	54.33	2.49
SCRUB+R	3.26	0.38	99.90	0.15	0.07	0.05	54.33	2.49

Table 26: MIA for ResNet architecture on Lacuna-10 for class unlearning.