

IMPRECISE BAYESIAN NEURAL NETWORKS

MICHELE CAPRIO, SOURADEEP DUTTA, KUK JANG, VIVIAN LIN, RADOSLAV IVANOV, OLEG SOKOLSKY, INSUP LEE

ABSTRACT. Uncertainty quantification and robustness to distribution shifts are important goals in machine learning and artificial intelligence. Although Bayesian neural networks (BNNs) allow for uncertainty in the predictions to be assessed, different sources of uncertainty are indistinguishable. We present imprecise Bayesian neural networks (IBNNs); they generalize and overcome some of the drawbacks of standard BNNs. These latter are trained using a single prior and likelihood distributions, whereas IBNNs are trained using credal prior and likelihood sets. They allow to distinguish between aleatoric and epistemic uncertainties, and to quantify them. In addition, IBNNs are robust in the sense of Bayesian sensitivity analysis, and are more robust than BNNs to distribution shift. They can also be used to compute sets of outcomes that enjoy PAC-like properties. We apply IBNNs to two case studies. One, to model blood glucose and insulin dynamics for artificial pancreas control, and two, for motion prediction in autonomous driving scenarios. We show that IBNNs performs better when compared to an ensemble of BNNs benchmark.

1. INTRODUCTION

One of the greatest virtues an individual can have is arguably being aware of their own ignorance, and acting cautiously as a consequence. Similarly, an autonomous system using neural networks (NNs) would greatly benefit from understanding the probabilistic properties of the NN’s output (e.g., variance, robustness to distribution shift), in order to incorporate them into any further decision-making. In this paper, we present a generalization of Bayesian neural networks that allows us to give a machine such a desirable quality.

In the last few years, there has been a proliferation of work on calibrating (classification) NNs, in order to estimate the confidence in their outputs [25] or to produce conformal sets that are guaranteed to contain the true label, in a probably approximately correct (PAC) sense [50]. While such methods are a promising first step, they require a calibration set (in addition to the original training set) and cannot be directly used on out-of-distribution data without further examples.

Bayesian neural networks (BNNs) offer one approach to overcome the above limitations. The Bayesian paradigm provides a rigorous framework to analyze and train uncertainty-aware neural networks, and more generally to support the development of learning algorithms [32]. In addition, it overcomes some of the drawbacks of deep learning models, namely that they are prone to overfitting, which adversely affects their generalization capabilities, and that they tend to be overconfident about their predictions when they provide a confidence interval.

2010 *Mathematics Subject Classification.* Primary: 68T37; Secondary: 68T05, 68W25.

Key words and phrases. Bayesian deep learning; imprecise probabilities; credal sets; epistemic and aleatory uncertainties; uncertainty quantification; machine learning robustness.

BNNs, though, are trained using a single prior, which may still suffer from miscalibration and robustness issues [43].

In this work we introduce imprecise Bayesian neural networks (IBNNs). Unlike other techniques in the fields of artificial intelligence (AI) and machine learning (ML) involving imprecise probabilities – that typically only focus on classification problems – IBNNs can be used for classification, prediction, and regression. They capture the ambiguity the designer faces when selecting which prior to choose for the parameters of a neural network and which likelihood distribution to choose for the training data at hand. An IBNN can be defined as a NN trained using credal prior and likelihood sets. Credal sets are sets of probability measures (see Remark 1); we use them to train IBNNs in order to overcome some of the drawbacks of BNNs. In particular, they allow to counter the criticism to the practice in (standard) Bayesian statistics of (i) using a single, arbitrary prior to represent the initial state of ignorance of the agent, (ii) using non-informative priors to model ignorance, and (iii) using a single, arbitrary likelihood to represent the agent’s knowledge about the sampling model. In addition, they allow to achieve robustness in the sense of Bayesian sensitivity analysis (see Section 2.2), and to quantify and distinguish between epistemic and aleatoric uncertainties. This is desirable in light of several areas of recent ML research, such as Bayesian deep learning [15, 34], adversarial example detection [53], and data augmentation in Bayesian classification [33].

In the supplementary material, we give philosophical and theoretical motivations for training a BNN using credal sets. We also draw a comparison between credal sets and hierarchical Bayesian models: we argue that the use of credal sets is better justified from both philosophical and theoretical standpoints.

We summarize our contributions next: (1) We present IBNNs, and develop the theoretical tools and the procedure required to use them in practice. (2) We present theoretical results to show that IBNNs are robust in the sense of Bayesian sensitivity analysis and are more robust than BNNs to distribution shifts. We also prove how IBNNs can be used to specify sets of outcomes that enjoy PAC-like guarantees. (3) We apply IBNNs to model two safety critical systems. One, the human insulin and blood glucose dynamics for artificial pancreas control, and two, motion prediction for autonomous driving. We demonstrate improvements in both these settings.

Structure of the paper. Section 2 presents the needed preliminary concepts, followed by section 3 that introduces some important theoretical results. We discuss the applied aspects of IBNNs in section 4. We present our experimental results in section 5, and we examine the related work in section 6. Section 7 concludes our work. In the supplementary material, we give further theoretical and philosophical arguments and we prove our claims.

2. BACKGROUND AND PRELIMINARIES

2.1. Bayesian neural networks. Given the constraint on the number of pages, we present Bayesian neural networks in Appendix A.

2.2. Imprecise probabilities. As IBNNs are rooted in the theory of imprecise probabilities (IPs), in this section we give a gentle introduction to the IP concepts we will use throughout the paper.

IBNNs are based on the *Bayesian sensitivity analysis* (BSA) approach to IPs, that in turn is grounded in the *dogma of ideal precision* (DIP, [4], [60, Section 5.9]). The DIP posits that in any problem there is an *ideal probability model* which is precise, but which may not be precisely known. We call this condition *ambiguity* [19, 22].

Facing ambiguity can be represented mathematically by a set \mathcal{P} of priors and a set \mathcal{L} of likelihoods that seem “plausible” or “fit” to express the agent’s beliefs on the parameters of interest and their knowledge of the data generating process (DGP). Generally speaking, the farther apart the “boundary elements” of the sets (i.e. their infimum and supremum), the higher the agent’s ambiguity. Of course, if \mathcal{P} and \mathcal{L} are singletons we go back to the usual Bayesian paradigm.

BSA robustness has to be understood as follows: in the presence of prior ignorance and indecisiveness about the sampling model, it is better to give answers in the form of intervals or sets, rather than arbitrarily select a prior and a likelihood, and then update. They allow to represent *indecision*, thus leading to less informative but more robust conclusions.

Remark 1. Throughout the paper, we denote by $\Pi = \{P_1, \dots, P_k\}$, $k \in \mathbb{N}$, a finite set of probabilities on a generic measurable space (Ω, \mathcal{F}) , such that for all $j \in \{1, \dots, k\}$, P_j cannot be written as a convex combination of the other $k - 1$ components of Π . We denote by Π' its convex hull $\Pi' \equiv \text{Conv}\Pi$, i.e., the set of probabilities P on (Ω, \mathcal{F}) that can be written as $P(A) = \sum_{j=1}^k \alpha_j P_j(A)$, for all $A \in \mathcal{F}$, where the α_j ’s are elements of $[0, 1]$ that sum up to 1. In the literature, it is referred to as a *finitely generated credal set* [11, 44]. Notice then that the extrema of Π' are the elements of Π , $\text{ex}\Pi' = \Pi$.

We first introduce the concepts of *lower* and *upper probabilities*. The lower probability \underline{P} associated with Π is given by $\underline{P}(A) = \inf_{P \in \Pi} P(A)$, for all $A \in \mathcal{F}$. The upper probability \bar{P} associated with Π is defined as the conjugate to \underline{P} , that is, $\bar{P}(A) := 1 - \underline{P}(A^c) = \sup_{P' \in \Pi} P'(A)$, for all $A \in \mathcal{F}$. These definitions hold even if Π is not finite. Then, we have the following important result.

Proposition 2. \bar{P} is the upper probability for Π if and only if it is also the upper probability for Π' . That is, $\bar{P}(A) = \sup_{P \in \Pi} P(A) = \sup_{P' \in \text{ex}\Pi'} P'(A) = \sup_{P' \in \Pi'} P'(A)$, for all $A \in \mathcal{F}$.

A version of Proposition 2 for finitely additive probability measures can be found in [60, Section 3.6].

3. THEORETICAL RESULTS

In this section, we provide the procedure to follow in order to compute the posterior credal sets in the context of IBNNs, and we show how IBNNs are able to capture both aleatoric and epistemic uncertainties associated with the analysis. The training method is presented in Section 3.1. We show that IBNNs are more robust to distribution shifts than regular BNNs as a result of Proposition 4. We first give the formal definition of an IBNN.

Definition 3 (IBNN). An IBNN is a stochastic artificial neural network trained using finitely generated credal prior and likelihood sets.

3.1. IBNN procedure. Let us denote by $D = D_x \times D_y$ the training set, where $D_x = \{x_i\}_{i=1}^n \subset \mathcal{D}_x$ is the collection of training inputs and $D_y = \{y_i\}_{i=1}^n \subset \mathcal{D}_y$ is the collection of training outputs. We then denote by P a generic prior on the parameters $\theta \in \Theta$ of a BNN having pdf/pmf p , and by $P_{x,\theta}$ a generic likelihood on the space \mathcal{D}_y of outputs having pdf/pmf $L_{x,\theta}$. The act of computing the posterior from prior P and likelihood $P_{x,\theta}$ using a BNN is designated by $\mathbf{post}(P, P_{x,\theta})$. The IBNN procedure follows.

Algorithm 1 Imprecise Bayesian Neural Network

S1 Specify a *finite* set \mathcal{P} of plausible prior probabilities on the parameters θ of the neural network, and a *finite* set $\mathcal{L}_{x,\theta}$ of plausible likelihoods;

S2 Compute posterior $P_D = \mathbf{post}(P, P_{x,\theta})$, for all $P \in \mathcal{P}$ and all $P_{x,\theta} \in \mathcal{L}_{x,\theta}$.

Step **S2** performs an element-wise application of Bayes' rule for all the elements of \mathcal{P} and $\mathcal{L}_{x,\theta}$. We obtain a finite set \mathcal{P}_D of posteriors whose cardinality $\#\mathcal{P}_D$ is given by $\#\mathcal{P} \times \#\mathcal{L}_{x,\theta}$. Its convex hull $\text{Conv}\mathcal{P}_D$ is the credal posterior set. By Lemma 2 we have that the upper and lower probabilities of \mathcal{P}_D and $\text{Conv}\mathcal{P}_D$ coincide.

Our procedure prescribes the scholar to specify a finite set of priors on the parameters of the neural network, and to specify a finite set of likelihoods (that can be used to capture different architectures of the neural network) that approximate the true data generating process. For every pair of prior and likelihood, the associated posterior captures the distribution of the parameters of the network, revised according to the available information encapsulated in the likelihood.

Notice that in the case that \mathcal{P} and $\mathcal{L}_{x,\theta}$ are both not singletons, for all $A \in \mathcal{B}$ the interval $[\underline{P}_D(A), \overline{P}_D(A)]$ is wider than the case when one or the other is a singleton. In the limiting case where both are singletons, we retrieve the usual Bayesian updating, so the interval shrinks down to a point.

We follow this procedure to compute the posterior credal set for the parameters of our IBNN. Being trained using credal sets makes IBNNs more robust to distribution shifts than BNNs. To see this, we present the following general result, and then we apply it to our case.

Call $\Delta(\Omega, \mathcal{F})$ the set of all probability measures on a generic probability space (Ω, \mathcal{F}) . Let $\mathcal{P} \subset \Delta(\Omega, \mathcal{F})$ be a generic set of probabilities, and consider $P' \in \Delta(\Omega, \mathcal{F})$ such that $P' \notin \mathcal{P}$.

Proposition 4. Call d any metric and div any divergence on the space $\Delta(\Omega, \mathcal{F})$. Let $d(\mathcal{P}, P') := \inf_{P \in \mathcal{P}} d(P, P')$ and $\text{div}(\mathcal{P} \| P') := \inf_{P \in \mathcal{P}} \text{div}(P \| P')$. Then, for all $P \in \mathcal{P}$, $d(\mathcal{P}, P') \leq d(P, P')$ and $\text{div}(\mathcal{P} \| P') \leq \text{div}(P \| P')$.

Lemma 4 holds if \mathcal{P} is any set of probabilities, not just a credal sets. In the supplementary material, we show that the above result still holds if the elements of \mathcal{P} and P' are defined on Euclidean spaces having different dimensions [6]. Let us now apply Lemma 4 to IBNNs. Let $(\mathcal{D}_y, \mathcal{A}_y)$ and $(\mathcal{D}_x, \mathcal{A}_x)$ denote the measurable spaces of outputs and inputs, respectively. Suppose that, when designing a regular BNN, an agent chooses likelihood $\check{P}_{x,\theta}$, while when designing a more general IBNN, they start by specifying set $\mathcal{L}_{x,\theta} = \{P_{1,x,\theta}, \dots, P_{k,x,\theta} \in \Delta(\mathcal{D}_y, \mathcal{A}_y) : k \in \mathbb{N}, \theta \in \Theta, x \in \mathcal{D}_x\}$, and then let the induced credal set $\text{Conv}\mathcal{L}_{x,\theta}$ represent their uncertainty around the sampling model. Assume that $\check{P}_{x,\theta} \in \mathcal{L}_{x,\theta}$ (this means that when designing the regular BNN, the agent chooses arbitrarily which of the elements of $\mathcal{L}_{x,\theta}$

to use) and that the oracle data generating process $P_{x,\theta}^o \neq \check{P}_{x,\theta}$, so that we are actually in the presence of distribution shift. Then, we have two cases. (1) If the true sampling model $P_{x,\theta}^o$ belongs to $\text{Conv}\mathcal{L}_{x,\theta}$, then the distance – measured via a metric or a divergence – between $\text{Conv}\mathcal{L}_{x,\theta}$ and $P_{x,\theta}^o$ is 0 while that between $\check{P}_{x,\theta}$ and $P_{x,\theta}^o$ is positive. (2) If $P_{x,\theta}^o \notin \text{Conv}\mathcal{L}_{x,\theta}$, then the distance between $\text{Conv}\mathcal{L}_{x,\theta}$ and $P_{x,\theta}^o$ is no larger than the distance between $\check{P}_{x,\theta}$ and $P_{x,\theta}^o$, no matter (i) which metric or distance we use (Lemma 4), (ii) whether or not $P_{x,\theta}^o$ and the elements of $\text{Conv}\mathcal{L}_{x,\theta}$ are defined on the same Euclidean space (supplementary material, Lemma 14). A visual representation is given in Figure 1.

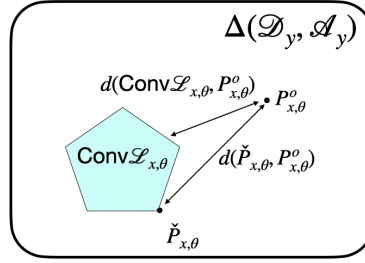


FIGURE 1. IBNNs are more robust to distribution shifts than regular BNNs. Here $\text{Conv}\mathcal{L}_{x,\theta}$ is the convex hull of five plausible likelihoods, and d denotes a generic metric on $\Delta(\mathcal{D}_y, \mathcal{A}_y)$. We see how $d(\text{Conv}\mathcal{L}_{x,\theta}, P_{x,\theta}^o) < d(\check{P}_{x,\theta}, P_{x,\theta}^o)$; if we replace metric d by a generic divergence div , the inequality would still hold.

A computational bottleneck of the IBNN procedure appears to be step **S2**, which is a combinatorial task. We have to calculate $\#\mathcal{P} \times \#\mathcal{L}_{x,\theta}$ many posteriors, but this procedure allows us to forego any additional assumptions on the nature of the lower and upper probabilities.¹ Clearly, the procedure is simplified if either \mathcal{P} or $\mathcal{L}_{x,\theta}$ are singletons. The posteriors in \mathcal{P}_D are typically very high-dimensional and highly non-convex; we use well known techniques outlined in [32, Section V] to compute them in an efficient fashion.

3.2. Aleatoric and epistemic uncertainties. In [28], the authors study uncertainty in the context of supervised learning. In particular, they extensively review the existing approaches to quantify aleatoric and epistemic uncertainty (AU and EU, respectively). The former refers to irreducible uncertainty, the variability in the outcome of an experiment which is due to inherently random effects. An example of AU is coin flipping: the data generating process in this experiment has a stochastic component that cannot be reduced by any additional source of information. EU, instead, corresponds to reducible uncertainty, caused by a lack of knowledge about the best model. Notice how, in the precise case – that is, when the agent specifies a single distribution – EU is absent. A single probability measure is only able to capture the idea of aleatoric uncertainty, since it represents a case in which the agent knows exactly the true data generating process. This is a very well-known and well-studied property of credal sets [28, Page 458]. EU should not be confused with the concept of *epistemic probability* [13, 14, 60]. In the subjective probability literature, epistemic probability can be

¹If we are willing to make such assumptions, Theorem 7 in Appendix E shows how to compute the upper posterior using only upper prior and upper likelihood.

captured by a single distribution. Its best definition can be found in [60, Sections 1.3.2 and 2.11.2]. There, the author specifies how epistemic probabilities model logical or psychological degrees of partial belief of the agent. We remark, though, how de Finetti and Walley work with finitely additive probabilities, while in this paper we use countably additive probabilities.

Recall that, given a generic probability measure P on a measurable space (Ω, \mathcal{F}) , the (Shannon) entropy of P is defined as $H(P) := \mathbb{E}[-\log p] = -\int_{\Omega} \log[p(\omega)]P(d\omega)$ if Ω is uncountable, where $p = dP/d\mu$, for some σ -finite dominating measure μ . If Ω is at most countable, we have that $H(P) = -\sum_{\omega \in \Omega} P(\{\omega\}) \log[P(\{\omega\})]$. The entropy primarily captures the shape of density p , namely its “peakedness” or non-uniformity [16, 28], and hence informs about the predictability of the outcome of a random experiment: the higher its value, the lower the predictability. Now, consider a generic set of probabilities \mathcal{P} on (Ω, \mathcal{F}) . Then, we can define the imprecise versions of the Shannon entropy as proposed by [1, 28], $\bar{H}(P) := \sup_{P \in \mathcal{P}} H(P)$ and $\underline{H}(P) := \inf_{P \in \mathcal{P}} H(P)$, called the upper and lower Shannon entropy, respectively.² The upper entropy is a measure of total uncertainty since it represents the minimum level of predictability associated with the elements of \mathcal{P} . In [1, 28], the authors posit that it can be decomposed as a sum of aleatoric and epistemic uncertainties, and that this latter can be specified as the difference between upper and lower entropy, thus obtaining

$$\underbrace{\bar{H}(P)}_{\text{total uncertainty}} = \underbrace{\underline{H}(P)}_{\text{aleatoric uncertainty}} + \underbrace{[\bar{H}(P) - \underline{H}(P)]}_{\text{epistemic uncertainty}}.$$

We have the following lemma.

Proposition 5. Let Π, Π' be sets of probability measures as the ones considered in Remark 1. Then, $\sup_{P \in \Pi} H(P) = \bar{H}(P) \leq \bar{H}(P') = \sup_{P \in \Pi'} H(P)$.

Lemma 5 tells us that, in the context of IBNNs, the upper entropy of the extreme elements of the prior, likelihood, and posterior sets – \mathcal{P} , $\mathcal{L}_{x,\theta}$, and \mathcal{P}_D , respectively – is a lower bound for the upper entropy of the whole credal sets $\text{Conv}\mathcal{P}$, $\text{Conv}\mathcal{L}_{x,\theta}$, and $\text{Conv}\mathcal{P}_D$. Similarly, the lower entropy is an upper bound.

4. PRACTICAL ASPECTS

In this section, we first illustrate how to elicit credal prior and likelihood sets that are needed for step **S1** of the procedure in section 3.1. Then, we describe how IBNN are instrumental in specifying a set of outputs that enjoys PAC-like guarantees.

Outlined in [32, Sections IV-B and IV-C1], for classification, the standard process for BNNs involves

- a Normal prior with zero mean and diagonal covariance $\sigma^2 I$ on the coefficient of the network, that is, $p(\theta) = \mathcal{N}(0, \sigma^2 I)$. In the context of IBNNs, we could specify e.g. $\mathcal{P} = \{P \in \Delta(\Theta, \mathcal{B}) : p(\theta) = \mathcal{N}(0, \sigma^2 I), \sigma^2 \in \{3, 5, 7\}\}$, to capture various levels of uncertainty around the “fatness” of the tails of the Normal distribution. We could also consider Normals centered at a positive, negative, and 0 vectors to capture the ideas of positive bias, negative bias, and no bias of the coefficients, respectively.

²In the supplementary material, we provide bounds to the values of upper and lower entropy.

- a categorical likelihood, $p(y \mid x, \theta) = \text{Cat}(\Phi_\theta(x))$, whose parameter is given by the output of a functional model Φ_θ . In the context of IBNNs, we could specify $\mathcal{L}_{x,\theta} = \{P_{x,\theta} \in \Delta(\mathcal{D}_y, \mathcal{A}_y) : L_{x,\theta}(y) = \text{Cat}(\Phi_{i,\theta}(x)), i \in \mathcal{I}\}$, where $\mathcal{I} = \{1, \dots, k\} \subset \mathbb{N}$ is a generic index set. So we allow for different possible functional forms to capture the ambiguity around the true data generating process faced by the agent.

Specifying set $\mathcal{L}_{x,\theta}$, then, corresponds to eliciting a finite number k of possible (parametrized) architectures for the neural network, $\Phi_{i,\theta}$, $i \in \mathcal{I} = \{1, \dots, k\}$, and obtain, as a consequence, k categorical distributions $\{\text{Cat}(\Phi_{i,\theta}(x))\}_{i \in \mathcal{I}}$.

More in general, we can use the priors and likelihoods that better fit the type of analysis we are performing. Let us denote by $N := \#\mathcal{P} \times \#\mathcal{L}_{x,\theta}$ the number of posteriors (more precisely, the number of extrema of $\text{Conv}\mathcal{P}_D$). These are probability distributions on the parameter space Θ ; assume for simplicity that they all have density with respect to some (σ -finite) dominating measure. Every such posterior induces a distribution on the output space \mathcal{D}_y via the posterior predictive distribution $p(\tilde{y} \mid \tilde{x}, x_1, y_1, \dots, x_n, y_n)$ (see section G of the supplementary material). Let us denote the N “induced distributions” on \mathcal{D}_y by $\hat{\mathcal{P}} := \{\hat{P}_1, \dots, \hat{P}_N\}$, and call their pdf’s $\{\hat{p}_1, \dots, \hat{p}_N\}$. Then, for all $k \in \{1, \dots, N\}$, compute the α -level *Highest Density Region (HDR)* $R(\hat{p}_k^\alpha) := \{y \in \mathcal{D}_y : \hat{p}_k(y) \geq \hat{p}_k^\alpha\}$, where $\alpha \in (0, 1)$ and \hat{p}_k^α is the largest constant such that $\hat{P}_k[Y \in R(\hat{p}_k^\alpha)] \geq 1 - \alpha$. In dimension 1, $R(\hat{p}_k^\alpha)$ can be interpreted as the narrowest interval in which the value of the (true) output falls with probability of at least $1 - \alpha$ according to posterior \hat{P}_k . Finally, compute the α -level *Imprecise Highest Density Region (IHDR)* $IR_\alpha := \bigcup_{k=1}^N R(\hat{p}_k^\alpha)$. By taking the union of the HDR’s, we ensure that all the probability measures in the credal set $\text{Conv}(\{\hat{P}_1, \dots, \hat{P}_N\})$ assign probability of at least $1 - \alpha$ to the event $\{Y \in IR_\alpha\}$; this is a consequence of Lemma 2. In turn, this implies that $\hat{\underline{P}}(Y \in IR_\alpha) = \inf_{k \in \{1, \dots, N\}} \hat{P}_k(Y \in IR_\alpha) \geq 1 - \alpha$. This can be interpreted as the event $A = \{\text{The (true) output belongs to } IR_\alpha\}$ having lower probability of at least $1 - \alpha$, a PAC-like guarantee for the set of outputs IR_α generated by our procedure.³

This method allows to quantify and control the *individual epistemic uncertainty* of IR_α , given by the difference between its upper and lower probabilities. To see this, notice that $\hat{\underline{P}}(Y \in IR_\alpha) \leq 1$, so $\hat{\bar{P}}(Y \in IR_\alpha) - \hat{\underline{P}}(Y \in IR_\alpha) \leq \alpha$. This can be interpreted as the epistemic uncertainty regarding the true output being in IR_α , which is smaller than α . The aleatoric uncertainty (AU), instead, is related to the size of IR_α : the larger it is, the higher the AU the agent faces.⁴ If we want to avoid to perform the procedure only to discover that IR_α is “too big”, then we can add an “AU check” at the beginning. This, together with computing IR_α in a classification setting, are explored in sections H and I of the supplementary material.

³The guarantee is PAC-like, and not exactly PAC: the approximation guarantee is captured by the lower probability of A being at least $1 - \alpha$. The correctness guarantee is not needed: IR_α is only parametrized by α , so we do not incur in a potential failure when fitting a different parameter due to the randomness in the validation set [50].

⁴Notice that the size of IR_α is an increasing function of both AU and EU. As a consequence, it is related, but it is not equal, to the AU the agent faces.

5. EXPERIMENTS

In [18], the authors pursue the same heuristic endeavor as we do, but take an ensemble route. They too consider different BNNs, but instead of keeping them separate and use them to build a posterior credal set, they average them out. Similar to theirs, we elicit the following procedure, that we call ensemble of BNNs (EBNN). Consider k different BNNs, and compute the posterior distribution on the parameters; they induce k distributions on the output space \mathcal{D}_y , each having mean μ_j and variance σ_j^2 . We posit that the EBNN distribution on \mathcal{D}_y is a Normal having mean $\mu_{\text{ens}} = 1/k \sum_{j=1}^k \mu_j$ and covariance matrix $\sigma_{\text{ens}}^2 I$, where $\sigma_{\text{ens}}^2 = 1/k \sum_{j=1}^k \sigma_j^2 + 1/(k-1) \sum_{j=1}^k (\mu_j - \mu_{\text{ens}})^2$. We use the α -level HDR associated with P_{ens} as a benchmark for our IR_α . Being rooted in IP theory – and given the PAC-like property enjoyed by IR_α – IBNNs are a better justified procedure than EBNN from a theoretical standpoint. In this section, we show with two applications that their implementation performs better than EBNN. The reasons why we do not consider Bayesian model averaging and belief tracking as baselines for IBNN are explored in Appendix N.

Comparison on generic benchmarks. In Appendix J, we include details of experiments where we train IBNNs for image classification tasks for standard datasets like CIFAR10 [37], SVHN [48], Fashion-MNIST [63], and MNIST [42]. We discuss how IBNNs are better than EBNN at disentangling AU and EU, and at quantifying them.

5.1. Artificial Pancreas Control. Overall Setup. In this case study we consider the problem of data-driven control of human blood glucose-insulin dynamics, using an artificial pancreas system, Figure 2.

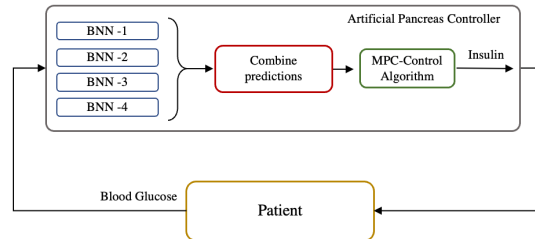


FIGURE 2. The Bayesian neural networks predict a future blood glucose value. These individual predictions are combined to get a robust estimate of the true value as an interval. This is used by the MPC control algorithm to recommend insulin dosage for the patient. The patient block in our experiment is simulated using the virtual patient models from the UVa-Padova simulator.

External insulin delivery is accomplished by using an insulin pump controlled by the artificial pancreas software, which attempts to regulate the blood-glucose (BG) level of the patient within the euglycemic range of $[70, 180] \text{mg/dl}$ [39]. Levels below 70mg/dl lead to hypoglycemia, which can lead to loss of consciousness, coma or even death. On the other hand, levels above 300mg/dl lead to a condition called the ketoacidosis, where the body can break down fat due to lack of insulin, and lead to build up of ketones. In order to treat this situation, patients receive external insulin delivery through insulin pumps. Artificial

Pancreas (AP) systems can remedy this situation by measuring the blood glucose level, and automatically injecting insulin into the blood stream. Thus, we define the *unsafe regions* of the space as : $(G(t) > 300) \vee (G(t) < 70)$, where $G(t)$ is the BG value at time t . This is the shaded region in Figure 3.

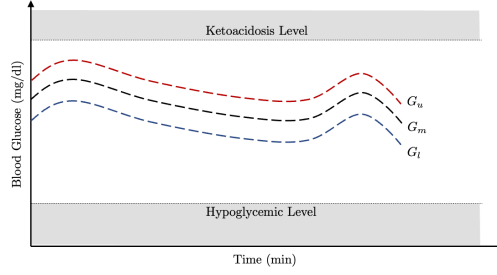


FIGURE 3. Starting from an initial glucose value, the task of the artificial pancreas controller is to maintain the blood glucose value within safe operating limits using insulin as a mode of control.

Neural Network Models and Controller. Deep neural networks are effective in capturing the BG-insulin dynamics for personalized medical devices [39]. This allows for improved device performance. Even though standard feedforward neural networks can be used, Bayesian neural networks (BNN), and especially a collection of multiple BNNs, offer a better alternative towards uncertainty aware predictions. Here, we test the ramifications of these prediction sets, when used inside an online receding horizon control scheme for insulin delivery. We use the standard MPC control scheme for this purpose, well known in the literature [17]. More formally, assume $G(t)$, and $I(t)$ be the blood-glucose and insulin values at time t . We denote the finite length trajectory of length H as the following $\overleftarrow{G}_H(t) := [G(t-H+1), \dots, G(t)]$, and $\overleftarrow{I}_H(t) := [I(t-H+1), \dots, I(t)]$. An uncertainty aware model M computes the following triplet $(G_l(t+l), G_m(t+l), G_u(t+l)) = M(\overleftarrow{G}_H(t), \overleftarrow{I}_H(t))$, where G_m is the mean prediction output, and G_l, G_u are the lower and upper predictions of the glucose value. By design, it is true that $G_l \leq G_m \leq G_u$. An MPC control algorithm solves $\arg \min_{I_0, I_1, \dots, I_{k-1}} \sum_{i=0}^{k-1} J(M, \overleftarrow{G}_H(t+i), \overleftarrow{I}_H(t+i))$. After every time step, the control algorithm picks the first insulin input I_0 as the insulin bolus for the patient, and discards the rest. The cost function J in the MPC control scheme takes into account three factors, (i) Distance of the mean prediction level G_m at each time step from a target value of $120mg/dl$, (ii) Distance of upper and lower predictions (G_u and G_l) from the unsafe regions of the state space $G(t) > 300$ and $G(t) < 70$, and (iii) Total insulin injected $\sum_{t=0}^{k-1} I_t$. Starting with some initial glucose value $G(0)$, we measure the performance of the artificial pancreas controller as the fraction of time it spends in the unsafe regions, $t_{\text{unsafe}} = 1/L \sum_{t=1}^L \mathbb{1}((G(t) > 300) \vee (G(t) < 70))$, where $\mathbb{1}(\cdot)$ denotes the indicator function. A lower value is more desirable. We compare EBNN and IBNNs as different realizations of the model M .

Distribution Shift using Meals. A well known problem with learnt models is distribution shift. Bayesian neural networks can address this issue by apprising the end user of

the increased uncertainty. For regression models of the type described above, this appears as larger prediction intervals $[G_l, G_u]$. The artificial pancreas controller can run into this situation in the following way : the insulin-glucose time series data collected for training the data-driven model M can be without meals, while at test time the patient can have meals. This creates a distribution shift between the training and test time data. Fortunately, the UVa-Padova simulator [12] allows us to create datasets with and without meal inputs. In this case study, the training data was obtained by randomly initializing the BG value in the range $[120, 190]$, and simulating the patient for 720 minutes. The controller was executed at 5 minutes intervals. At test time the patient was supplied meals at specific time intervals (for details, check Appendix L). This creates a significant distribution shift since meals are effectively an unknown variable which can affect the system state. However, from the controller’s perspective this is practical, since patients can have unannounced meals.

$1 - \alpha$	0.9	0.95	0.99
Varying Seeds	2.3%	3.5%	5.2%
Varying Architectures	0.5%	-3.8%	4.4%

TABLE 1. We report the performance improvements when using IBNNs as compared to EBNNs across 3 different values of α . Row 1 corresponds to the case where the individual BNNs are trained with different seeds for the prior distribution; and Row 2 is the case when the BNNs have different architectures.

Results and Discussion. To capture the difference in performance between EBNN and IBNN, we compute $P_{\text{diff}} := (t_{\text{unsafe}}^{\text{EBNN}} - t_{\text{unsafe}}^{\text{IBNN}}) / t_{\text{unsafe}}^{\text{EBNN}}$. Both $t_{\text{unsafe}}^{\text{EBNN}}$ and $t_{\text{unsafe}}^{\text{IBNN}}$ depend on interval $[G_l, G_u]$; for EBNN, this latter corresponds to the α -level HDR associated with P_{ens} , while for IBNN it corresponds to IR_{α} . We consider one case in which an IBNN is trained using a credal prior set and only one likelihood (we choose different seeds which initialize the prior distributions but we keep the same architecture for the BNNs), and another case in which we do the opposite (we use the same seed and different architectures).

We report P_{diff} , across different choices in Table 1. We observe that a more conservative estimate, as informed by the IBNN model as compared to the EBNN framework, results in controllers which respect the safety limits better. To see that IBNNs are more conservative than EBNNs, notice that when combining distributions from multiple BNNs, an IBNN combines the predictions via a finitely generated credal set (FGCS) whose extrema are the individual distributions. On the contrary, EBNNs take an average of the individual distributions to compute the ensemble distribution. The union of the HDRs of the extrema of the FGCS is more conservative (i.e., broader) than the HDR of the single ensemble distribution. While the approach by EBNNs seems like a reasonable choice on the surface, it falls short in capturing the uncertainty necessary for the downstream task. For more details on this case study, see Appendix L.

5.2. Motion Prediction for Autonomous Racing. In this next case study, we demonstrate the utility of IBNNs for motion prediction in autonomous driving scenarios. An important challenge in autonomous driving is understanding the intent of other agents and

predicting their future trajectories to allow for safety-aware planning. In autonomous racing, where control is pushed to the dynamical limits, accurate and robust predictions are even more essential for outperforming opponent agents while assuring safety. Again, IBNNs provide a straightforward method for quantifying uncertainty and deriving robust prediction regions for anticipating an agent’s behavior.

We use the problem settings in [58] to define the problem of obtaining prediction sets for future positions of an autonomous racing agent. Our results show that the prediction regions have improved coverage when compared to EBNN. These results hold in both in-distribution and out-of-distribution settings, which are described below.

Problem. Let $O^i(t, l) \equiv O^i = \{p_{t-l}^i, \dots, p_t^i\}$ denote the i -th trajectory instance of an agent at time t , consisting of the observed positions from time $t - l$ up to time t . Let then C^i be a time-invariant context variable. Let also $F^i(t, h) \equiv F^i = \{p_{t+1}^i, \dots, p_{t+h}^i\}$ be the collection of the next h future positions. We wish to obtain a model M that predicts region \mathcal{R}_α with probabilistic guarantees. In particular, for EBNN \mathcal{R}_α is the α -level HDR of P_{ens} , so that $P_{\text{ens}}(F^i \in \mathcal{R}_\alpha) \geq 1 - \alpha$, while for IBNN $\mathcal{R}_\alpha = IR_\alpha$, so that $\hat{P}(F^i \in \mathcal{R}_\alpha) \geq 1 - \alpha$.

The dataset consists of instances of (O^i, F^i) divided into a training set $\mathcal{D}_{\text{train}}$ and a testing set $\mathcal{D}_{\text{test}}$. We train an uncertainty aware model on $\mathcal{D}_{\text{train}}$ that computes the triplet $(F_l^i, F_m^i, F_u^i) = M(O^i, C^i)$ where F_l^i , F_u^i , F_m^i are the lower, upper, and mean predictions of the future positions.

The dataset \mathcal{D}_{all} is created by collecting simulated trajectories of autonomous race cars in the F1Tenth-Gym [49] (details in [58]). As shown in Figure 4, different racing lines were utilized including the center, right, left, and optimal racing line for the Spielberg track.

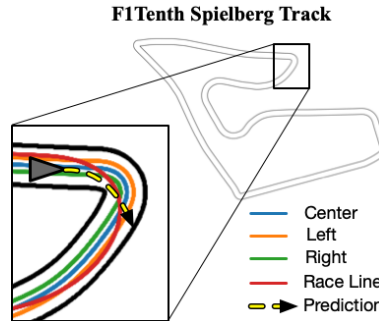


FIGURE 4. Motion Prediction for F1Tenth-Gym Environment [49]. Data is collected by simulating various racing lines on the Spielberg Track.

We denote these by $\mathcal{D}_{\text{center}}$, $\mathcal{D}_{\text{right}}$, $\mathcal{D}_{\text{left}}$, and $\mathcal{D}_{\text{race}}$, respectively. Position p is a vector $p = (x, y, \theta, v)^\top$, where x and y are positions, and θ and v are the heading and speed, respectively. In total, the \mathcal{D}_{all} consists of 34686 train instances, 4336 validation instances, and 4336 test instances.

In-distribution vs. Out-of-distribution. We consider the prediction task to be in-distribution when $\mathcal{D}_{\text{train}}, \mathcal{D}_{\text{test}} \subset \mathcal{D}_{\text{all}}$. It is out-of-distribution (OOD) when $\mathcal{D}_{\text{train}} \subset \mathcal{D}_{\text{center}} \cup \mathcal{D}_{\text{right}} \cup \mathcal{D}_{\text{left}}$ and $\mathcal{D}_{\text{test}} \subset \mathcal{D}_{\text{race}}$.

Metrics. We train the ensemble of BNNs (EBNN) M_{ens} , and the IBNN model M_{IBNN} using the same architecture and different seeds. We compare the performance with respect to the

test set by computing the single-step coverage, where each prediction time-step is treated independently, and the multi-step coverage, which considers the entire h -step prediction and is more strict.

Figure 5 depicts a sample of the in-distribution evaluation for each of the models. For a given trajectory, the red boxes indicate when the prediction region did not cover the actual trajectory at that time-step. Qualitatively, M_{IBNN} has less missed timesteps when compared to M_{ens} .

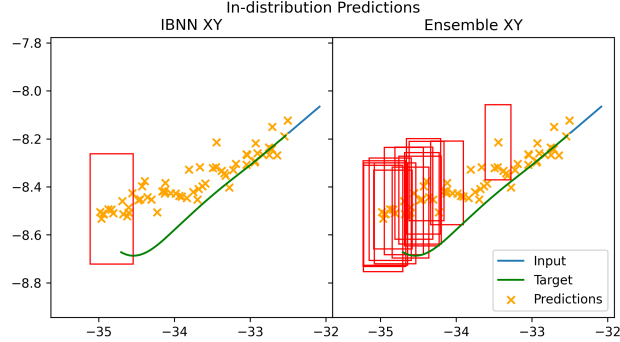


FIGURE 5. F1Tenth In-distribution Results. Given an input of past observations, IBNNs exhibit better coverage of the future target trajectory. Predictions which do not cover the target within the desired $1 - \alpha$ level are indicated with red.

Table 2 shows that IBNNs perform better in terms of both one-step and multi-step coverage. Similar results can be observed for the OOD scenario, see Appendix M.

In-Distribution Results						
$1 - \alpha$	Ensemble			IBNN		
	0.9	0.95	0.99	0.9	0.95	0.99
One-step	0.962	0.980	0.992	0.992	0.995	0.997
Multi-step	0.638	0.826	0.937	0.914	0.948	0.979
Out-of-Distribution Results						
$1 - \alpha$	Ensemble			IBNN		
	0.9	0.95	0.99	0.9	0.95	0.99
One-step	0.919	0.950	0.980	0.979	0.988	0.995
Multi-step	0.532	0.703	0.860	0.825	0.884	0.943

TABLE 2. F1Tenth Coverage Results. We report one-step coverage and multi-step coverage across 3 different values of α . IBNNs exceed coverage of EBNNs in all settings.

6. RELATED WORK

In [10], the authors introduce credal classifiers (CCs), as a generalization of classifiers based on Bayesian networks. Unlike CCs, IBNNs do not require independence assumptions between non-descendant, non-parent variables. In addition, IBNNs avoid NP-hard complexity issues of searching for optimal structure in the space of Bayesian networks [9]. In [45], an epistemic convolutional neural network (ECNN) is developed that explicitly models the epistemic uncertainty induced by training data of limited size and quality. A clear distinction is that ECNNs measure uncertainty in target-level representations whereas IBNNs identify the uncertainty measure on the parameter space Θ . Despite the merit of their work, we believe IBNNs achieve greater generality, since they are able to quantify aleatoric and epistemic uncertainty and are applicable to problems beyond classification. For a review of the state of the art concerning the distinction between EU and AU we refer to [28, 45]. Further references can be found in Appendix O.

7. CONCLUSION

We presented IBNNs, a generalization of BNNs that allows to distinguish between AU and EU, and to quantify them. We showed how they can be used to specify a set of outputs that enjoys PAC-like guarantees, and we applied them to safety-critical settings.

We point out how a region that improves IR_α , meaning that it would be tighter, is the following: $IR'_\alpha = \{y \in \mathcal{D}_y : \hat{p}(y) \geq \hat{p}^\alpha\}$, where \hat{p} is the lower pdf/pmf evaluated at y , and \hat{p}^α is the largest constant such that $\hat{P}(Y \in IR'_\alpha) \geq 1 - \alpha$. The problem with IR'_α is that, while the highest density regions associated with the posterior predictive distributions can be computed using off-the-shelf tools, calculating \hat{p} and \hat{p}^α would have been much more computationally expensive. In addition, it would have required to come up with a new technique to find \hat{p} and \hat{p}^α . We defer studying this to future work. We also plan to apply them to continual learning (CL) to overcome the curse of dimensionality and to capture an agent’s preference over the tasks to perform. Furthermore, we intend to relate IBNNs to Bayesian model selection (BMS) [21]. This latter suffers from the same problem as “regular” Bayesian inference. That is, while it tries to come up with a sophisticated prior that induces shrinkage, it still relies on the “correctness” of that prior, i.e. on correctly specifying the prior’s parameters. In the future, an interesting way of combining IBNNs with BMS will be to use a finite number of regularized horseshoe priors, as suggested by [21, Section 3.2], as extreme elements of the prior credal set. Finally, we point out how one possible way of easing the burden of the combinatorial task in step **S2** of the IBNN procedure is to specify a prior credal set whose size strikes the perfect balance between being “vague enough” so that we do not underestimate the EU, and being “small enough” so that the IBNN is actually implementable. We suspect conjugacy of the priors may play a key role in this endeavor. Because of its centrality, we defer the study of “optimal prior credal sets” to future work.

APPENDIX A. BAYESIAN NEURAL NETWORKS

In line with the recent survey on BNNs [32], Bayes’ theorem can be stated as $P(H \mid D) = [P(D \mid H)P(H)]/P(D) = P(D, H)/\int P(D, H')dH'$, where H is a hypothesis about

which the agent holds some prior beliefs, and D is the data the agent uses to update their initial opinion. Probability distribution $P(D | H)$ represents how likely it is to observe data D if hypothesis H were to be true, and is called *likelihood*, while probability distribution $P(H)$ represents the agent’s initial opinion around the plausibility of hypothesis H , and is called *prior*. The *evidence* available is encoded in $P(D) = \int P(D, H') dH'$, while *posterior* probability $P(H | D)$ represents the agent’s updated opinion. Using Bayes’ theorem to train a predictor can be understood as learning from data D : the Bayesian paradigm offers an established way of quantifying uncertainty in deep learning models.

BNNs are stochastic artificial neural networks (ANNs) trained using a Bayesian approach [23, 32, 40, 55, 61]. The goal of ANNs is to represent an arbitrary function $y = \Phi(x)$. Let θ represent the parameters of the network, call Θ the space θ belongs to, and endow it with σ -algebra \mathcal{B} . Stochastic neural networks are a type of ANN built by introducing stochastic components to the network. This is achieved by giving the network either a stochastic activation or stochastic weights to simulate multiple possible models with their associated probability distribution. This can be summarized as $\theta \sim p(\theta)$, $y = \Phi_\theta(x) + \varepsilon$, where Φ depends on θ to highlight the stochastic nature of the neural network, p is the density of a probability measure P on Θ with respect to some σ -finite dominating measure μ , and ε represents random noise to account for the fact that function Φ_θ is just an approximation.⁵

To design a BNN, the first step is to choose a deep neural network *architecture*, that is, functional model Φ_θ . Then, the agent specifies the *stochastic model*, that is, a prior distribution over the possible model parametrization $p(\theta)$, and a prior confidence in the predictive power of the model $p(y | x, \theta)$. Given the usual assumption that multiple data points from the training set are independent, the product $\prod_{(x,y) \in D} p(y | x, \theta)$ represents the *likelihood* of outputs $y \in D_y$ given inputs $x \in D_x$ and parameter θ , where (a) $D = D_x \times D_y$ is the training set; (b) $D_x = \{x_i\}_{i=1}^n$ is the collection of training inputs, which is a subset of the space \mathcal{D}_x of inputs; (c) $D_y = \{y_i\}_{i=1}^n$ is the collection of training outputs, which is a subset of the space \mathcal{D}_y of outputs. In the remainder of the paper, we call “likelihood” both $p(y | x, \theta)$ and $\prod_{(x,y) \in D} p(y | x, \theta)$, as no confusion arises.

The model parametrization can be considered to be hypothesis H . Following [32], we assume independence between model parameters θ and training inputs D_x , $D_x \perp\!\!\!\perp \theta$. Hence, Bayes’ formula can be rewritten as

$$p(\theta | D) = \frac{p(D_y | D_x, \theta)p(\theta)}{\int_{\Theta} p(D_y | D_x, \theta')p(\theta')d\theta'},$$

which is proportional to $p(D_y | D_x, \theta)p(\theta)$; notice that the equality comes from having assumed $D_x \perp\!\!\!\perp \theta$. Posterior density $p(\theta | D)$ is high dimensional and highly nonconvex [30, 32], so computing it and sampling from it is a difficult task. The first issue is tackled using Variational Inference (VI) procedures, while Markov Chain Monte Carlo (MCMC) methods address the second challenge. Both are reviewed – in the context of machine learning – in [32, Section V], where the authors also inspect their limitations. BNNs can be used for prediction, regression, and classification [32, Section II]; besides having a solid theoretical justification, there are practical benefits from using BNNs, as presented in [32, Section III].

⁵We can write p as the Radon-Nikodym derivative of P with respect to μ , that is, $p = dP/d\mu$.

APPENDIX B. WHY DO WE NEED IPS?

The main motivations for training an artificial stochastic neural network using credal sets are two. Let (Ω, \mathcal{F}) be the measurable space of interest.

- (i) A single probability distribution does not suffice to represent ignorance in the sense of lack of knowledge; this is well documented in the literature, see e.g. [28] and references therein. Consider the example of complete ignorance (CI) in the case of a finite state space Ω [28, Section 3.3]. In standard Bayesian analysis, CI is modeled in terms of the uniform distribution $\text{Unif}(\Omega)$; this is justified by Laplace’s “principle of indifference”. Then, however, it is not possible to distinguish between precise probabilistic knowledge about a random event – called *prior indifference*; think of the tossing of a fair coin – and a complete lack of knowledge due to an incomplete description of the experiment – called *prior ignorance*. Another problem is given by the additive nature of probability distributions. Consider again the example of a uniform distribution. First, let us observe that it is not invariant under reparametrization. In addition, if we model the ignorance about the length x of the side of a cube in \mathbb{R}^3 via a uniform measure on the interval $[l, u] \subset \mathbb{R}$, then this does not yield a uniform distribution of x^3 on $[l^3, u^3]$, which suggests some degree of informedness about the cube’s volume. Finally, as pointed out in [60], if we ask a subject – even an expert – about their opinion regarding some events, it is much more likely that they will report interval of probabilities rather than single values.
- (ii) Working with credal sets allows to achieve *robustness* in the sense of BSA: realistically large sets \mathcal{P} of priors and \mathcal{L} of likelihoods are elicited. Using credal sets, the agent recognizes that prior beliefs and knowledge about the sampling model are limited and imprecise. Combining each pair of functions in \mathcal{P} and \mathcal{L} using Bayes’ rule, a class of posterior distributions – reflecting the updated state of uncertainty – is formed. If the available information is not sufficient to identify a unique posterior distribution, or a set of posteriors whose diameter is small, credal sets allow to represent *indecision*, thus leading to a less informative but more robust conclusions.⁶

APPENDIX C. ON THE USE OF CREDAL SETS

Let us address a critique raised against the use of credal sets. In their recent work [41], the author argues against the use of sets of probabilities to model an agent’s prior beliefs and their knowledge of the sampling model, while debating in favor of using hierarchical Bayesian models. As reported in [28, Section 4.6.2], the argument against credal sets that is more cogent for the machine learning literature is that modeling a lack of knowledge in a set-based manner may hamper the possibility of inductive inference, up to a point where learning from empirical data is not possible any more. With this, we mean the following. As [51] points out, the natural candidate for a class of priors to represent complete ignorance is the class \mathcal{P}_{all} of all distributions. When this class leads to non-vacuous and useful conclusions, these are quite compelling and uncontroversial. It turns out that the posterior probabilities obtained from this class are vacuous, that is, their lower and upper bounds are 0 and 1:

⁶Here “diameter” has to be understood as the distance between upper and lower probability of event A , for all $A \in \mathcal{F}$.

no finite sample is enough to annihilate a sufficiently extreme prior belief. There is then a compromise to be made, and this is the compromise of *near-ignorance*. The near-ignorance class should be vacuous a priori in some respects, typically the ones that are the most important for the analysis at hand. This way of proceeding is labeled as arbitrary by [41], which instead advocates for the use of hierarchical Bayesian procedures. We find this critique not compelling, as during the analysis the job of the agent is to model reality: as pointed out in [28, Section 5], statistical inference is not possible without underlying assumptions, and conclusions drawn from data are always conditional on those assumptions. If we were to work every time with the maximum level of generality, we would hardly be able to reach any conclusions. For example, in a statistical analysis we never consider the state Ω of *apparently possible states* [60, section 2.1.2], that is, the one that contains all the states ω that are logically consistent with the available information. If we consider a coin toss, we let the state space be $\Omega = \{\text{heads}, \text{tails}\}$, certainly not $\Omega = \{\text{heads}, \text{tails}, \text{coin landing on its edge}, \text{coin braking into pieces on landing}, \text{coin disappearing down a crack in the floor}\}$. The same holds for sets of probabilities: it makes much more sense to work with near-ignorance credal sets than to work with \mathcal{P}_{all} . A final reason to rebut the point in [41] is that the problems pointed out in (i) in section B that make the use of the uniform prior distribution – often interpreted as representing epistemic uncertainty in standard Bayesian inference – at least debatable are inherited by hierarchical Bayesian modeling, as specified in [5, 28, 31].

C.1. A note on how to specify credal sets. As pointed out in [10, Section 3.3], there is a way of obtaining credal sets starting from sets of probability intervals; in addition, standard algorithms can compute the extreme elements of a credal set for which a probability interval has been provided [3]. However, the resulting number of extrema is exponential in the size of the possibility space [54];⁷ for this reason we prefer to specify a finitely generated credal set instead.

APPENDIX D. A FURTHER IP CONCEPT: THE CORE

Because of the conjugacy property of upper and lower probabilities, let us focus on upper probabilities only. We say that upper probability \bar{P} is *concave* if $\bar{P}(A \cup B) \leq \bar{P}(A) + \bar{P}(B) - \bar{P}(A \cap B)$, for all $A, B \in \mathcal{F}$. Recall that $\Delta(\Omega, \mathcal{F})$ denotes the set of all probability measures on (Ω, \mathcal{F}) . Upper probability \bar{P} is *compatible* [24] with the convex set

$$\begin{aligned} \text{core}(\bar{P}) &:= \{P \in \Delta(\Omega, \mathcal{F}) : P(A) \leq \bar{P}(A), \forall A \in \mathcal{F}\} \\ &= \{P \in \Delta(\Omega, \mathcal{F}) : \bar{P}(A) \geq P(A) \geq \underline{P}(A), \forall A \in \mathcal{F}\} \end{aligned}$$

where the second equality is a characterization [8, Page 3389]. Notice that the core is convex [46, Section 2.2]. We assume it is nonempty and weak*-closed. Then, it is weak*-compact as a result of [46, Proposition 3].⁸

⁷Recall that the possibility space of a random variable is the space of the values it can take on.

⁸Recall that in the weak* topology, a net $(P_\alpha)_{\alpha \in I}$ converges to P if and only if $P_\alpha(A) \rightarrow P(A)$, for all $A \in \mathcal{F}$.

Since the core is convex, the set $\text{ex}[\text{core}(\bar{P})]$ of extreme points of the core is well defined. It contains all the elements of the core that cannot be written as a convex combination of one another. The following important result is a consequence of [60, Theorem 3.6.2].

Theorem 6. Suppose $\text{core}(\bar{P})$ is nonempty and weak*-closed. Then, the following holds.

- (a) $\text{ex}[\text{core}(\bar{P})] \neq \emptyset$.
- (b) $\text{core}(\bar{P})$ is the closure in the weak* topology of the convex hull of $\text{ex}[\text{core}(\bar{P})]$.
- (c) If $\bar{P}(A) = \sup_{P \in \text{core}(\bar{P})} P(A)$, for all $A \in \mathcal{F}$, then $\bar{P}(A) = \sup_{P \in \text{ex}[\text{core}(\bar{P})]} P(A)$, for all $A \in \mathcal{F}$.

So in order to define an upper probability \bar{P} that setwise dominates the elements of $\text{core}(\bar{P})$ it is enough to specify the extreme points of the core.

APPENDIX E. A NEW BAYES' THEOREM FOR IPS

We present Theorem 7, a result that – although appealing – does not lend itself well to be used to train an IBNN.

Call Θ the parameter space of interest and assume it is Polish, that is, the topology for Θ is complete, separable, and metrizable. This ensures that $\Delta(\Theta, \mathcal{B})$ is Polish as well, where \mathcal{B} denotes the Borel σ -algebra for Θ . Let \mathcal{X} be the set of all bounded, non-negative, \mathcal{B} -measurable functionals on Θ . Call $\mathcal{D} = \mathcal{D}_x \times \mathcal{D}_y$ the sample space endowed with the product σ -algebra $\mathcal{A} = \mathcal{A}_x \times \mathcal{A}_y$, where \mathcal{A}_x is the σ -algebra endowed to \mathcal{D}_x and \mathcal{A}_y is the σ -algebra endowed to \mathcal{D}_y . Let the agent elicit $\mathcal{L}_\theta := \{P_\theta \in \Delta(\mathcal{D}, \mathcal{A}) : \theta \in \Theta\}$. Assume that each $P_\theta \in \mathcal{L}_\theta$ has density $L(\theta) = p(D \mid \theta)$ with respect to some σ -finite dominating measure ν on $(\mathcal{D}, \mathcal{A})$; this represents the likelihood function for θ having observed data $D \subset \mathcal{D}$. We assume for now that $L \in \mathcal{X}$, for all $D \subset \mathcal{D}$.

Let the agent specify a set \mathcal{P} of probabilities on (Θ, \mathcal{B}) . Then, compute \bar{P} , and consider $\mathcal{P}^{\text{co}} := \text{core}(\bar{P})$; it represents the agent's initial beliefs.⁹ We assume that every $P \in \mathcal{P}^{\text{co}}$ has density p with respect to some σ -finite dominating measure μ on (Θ, \mathcal{B}) , that is, $p = \frac{dP}{d\mu}$. We require the agent's beliefs to be represented by the core for two main reasons. The first, mathematical, one is to ensure that the belief set is compatible with the upper probability. The second, philosophical, one is the following [7]. A criticism brought forward by Walley in [60, Section 2.10.4.(c)] is that, given an upper probability \bar{P} , there is no cogent reason for which the agent should choose a specific P_T that is dominated by \bar{P} , or – for that matter – a collection of “plausible” probabilities. Because the core considers all (countably additive) probability measures that are dominated by \bar{P} , it is the perfect instrument to reconcile Walley's behavioral and sensitivity analysis interpretations.

Let the agent compute \bar{P}_θ , and consider $\mathcal{L}_\theta^{\text{co}} := \text{core}(\bar{P}_\theta)$; it represents the set of plausible likelihoods. Let

$$\mathcal{L} := \left\{ L = \frac{dP_\theta}{d\nu}, P_\theta \in \mathcal{L}_\theta^{\text{co}} \right\}, \quad (1)$$

⁹Superscript “co” stands for convex and core.

and denote by $\bar{L}(\theta) := \sup_{L \in \mathcal{L}} L(\theta)$ and by $\underline{L}(\theta) := \inf_{L \in \mathcal{L}} L(\theta)$, for all $\theta \in \Theta$. Call

$$\mathcal{P}_D^{\text{co}} := \left\{ P_D \in \Delta(\Theta, \mathcal{B}) : \frac{dP_D}{d\mu} = p(\theta | D) = \frac{L(\theta)p(\theta)}{\int_{\Theta} L(\theta)p(\theta)d\theta}, \right. \\ \left. p = \frac{dP}{d\mu}, P \in \mathcal{P}^{\text{co}}, L = \frac{dP_{\theta}}{d\nu}, P_{\theta} \in \mathcal{L}_{\theta}^{\text{co}} \right\}$$

the class of posterior probabilities when the prior is in \mathcal{P}^{co} and the likelihood is in $\mathcal{L}_{\theta}^{\text{co}}$, and let $\bar{P}_D(A) = \sup_{P_D \in \mathcal{P}_D^{\text{co}}} P_D(A)$, for all $A \in \mathcal{B}$. Then, the following is a generalization of Bayes' theorem in [62].

Theorem 7. Suppose $\mathcal{P}^{\text{co}}, \mathcal{L}_{\theta}^{\text{co}}$ are nonempty and weak*-closed. Then for all $A \in \mathcal{B}$,

$$\bar{P}_D(A) \leq \frac{\sup_{P \in \mathcal{P}^{\text{co}}} \int_{\Theta} \bar{L}(\theta) \mathbb{1}_A(\theta) P(d\theta)}{\mathbf{c}}, \quad (2)$$

where $\mathbf{c} := \sup_{P \in \mathcal{P}^{\text{co}}} \int_{\Theta} \bar{L}(\theta) \mathbb{1}_A(\theta) P(d\theta) + \inf_{P \in \mathcal{P}^{\text{co}}} \int_{\Theta} \underline{L}(\theta) \mathbb{1}_{A^c}(\theta) P(d\theta)$, provided that the ratio is well defined, where $\mathbb{1}_A$ denotes the indicator function for $A \in \mathcal{B}$. In addition, if \bar{P} is concave, then the inequality in (2) is an equality for all $A \in \mathcal{B}$.

This result is particularly appealing because, given some assumptions, it allows to perform a (generalized) Bayesian update of a prior upper probability (PUP) by carrying out only one operation, even when the likelihood is ill specified so that a set of likelihoods is needed. We also have the following.

Lemma 8. Suppose $\mathcal{P}^{\text{co}}, \mathcal{L}_{\theta}^{\text{co}}$ are nonempty and weak*-closed. Then, if \bar{P} is concave, we have that \bar{P}_D is concave as well.

This lemma is important because it tells us that the generalized Bayesian update of Theorem 7 preserves concavity, and so it can be applied to successive iterations. If at time t the PUP is concave, then the PUP at time $t+1$ – that is, the posterior upper probability at time t – will be concave too. Necessary and sufficient conditions for a generic upper probability to be concave are given in [46, Section 5].

These results can be generalized to the case in which the elements of \mathcal{X} are unbounded using techniques in [57], and to the case in which the elements of \mathcal{X} are \mathbb{R}^d -valued, for some $d \in \mathbb{N}$, since we never used specific properties of \mathbb{R} in our proofs (e.g. the fact that \mathbb{R} is a poset).

Despite being attractive, the generalized Bayesian update of Theorem 7 hinges upon three assumptions, namely that \mathcal{P}^{co} and $\mathcal{L}_{\theta}^{\text{co}}$ are both cores of an upper probability, that they are nonempty and weak*-closed, and that the prior upper probability \bar{P} is concave. As the proverb goes, there is no free lunch. Having to check these assumptions, together with computing a supremum, an infimum, and the integrals in (2) makes Theorem 7 inadequate to be applied in the context of IBNNs.

APPENDIX F. BOUNDS ON UPPER AND LOWER ENTROPY

In some problems, calculating $\overline{H}(P)$ and $\underline{H}(P)$ may be computationally costly. In this section we give an upper bound for $\overline{H}(P)$ and a lower bound for $\underline{H}(P)$ that are more computationally friendly. We first need to introduce three new concepts.

Definition 9. Consider a set \mathcal{P} of probabilities on a generic measurable space (Ω, \mathcal{F}) . We say that lower probability \underline{P} is *convex* if $\underline{P}(A \cup B) \geq \underline{P}(A) + \underline{P}(B) - \underline{P}(A \cap B)$, for all $A, B \in \mathcal{F}$.

Then, let \mathfrak{P} be either an upper or a lower probability, and consider a generic bounded function f on (Ω, \mathcal{F}) , that is, $f \in B(\Omega)$. We define the *Choquet integral* of f with respect to \mathfrak{P} as follows

$$\int_{\Omega} f(\omega) \mathfrak{P}(d\omega) := \int_0^{\infty} \mathfrak{P}(\{\omega \in \Omega : f(\omega) \geq t\}) dt + \int_{-\infty}^0 [\mathfrak{P}(\{\omega \in \Omega : f(\omega) \geq t\}) - \mathfrak{P}(\Omega)] dt,$$

where the right hand side integrals are (improper) Riemann integrals. If \mathfrak{P} is additive, then the Choquet integral reduces to the standard additive integral.

Finally, if Ω is uncountable, define for all $\omega \in \Omega$

$$\underline{\pi}(\omega) := \inf_{P \in \mathcal{P}} \frac{dP}{d\mu}(\omega) \quad \text{and} \quad \overline{\pi}(\omega) := \sup_{P \in \mathcal{P}} \frac{dP}{d\mu}(\omega).$$

We call them *lower* and *upper densities*, respectively.

The following theorem gives the desired bounds.

Theorem 10. Consider a set \mathcal{P} of probabilities on a generic measurable space (Ω, \mathcal{F}) . If Ω is uncountable, assume that every $P \in \mathcal{P}$ is dominated by a σ -finite measure μ and that the Radon-Nikodym derivatives $\frac{dP}{d\mu}$ are continuous and bounded, for all $P \in \mathcal{P}$. Define

$$H(\underline{P}) := \begin{cases} - \int_{\Omega} \log [\overline{\pi}(\omega)] \underline{P}(d\omega) & \text{if } \Omega \text{ is uncountable} \\ - \sum_{\omega \in \Omega} \underline{P}(\{\omega\}) \log [\overline{P}(\{\omega\})] & \text{if } \Omega \text{ is at most countable} \end{cases}$$

and similarly

$$H(\overline{P}) := \begin{cases} - \int_{\Omega} \log [\underline{\pi}(\omega)] \overline{P}(d\omega) & \text{if } \Omega \text{ is uncountable} \\ - \sum_{\omega \in \Omega} \overline{P}(\{\omega\}) \log [\underline{P}(\{\omega\})] & \text{if } \Omega \text{ is at most countable} \end{cases},$$

Then, $\overline{H}(P) \leq H(\overline{P})$ and $\underline{H}(P) \geq H(\underline{P})$. In addition, if \overline{P} is concave, the first bound is tighter, and if \underline{P} is convex, the second bound is tighter.

Remark 11. In [28, Section 4.6.1], the authors points out that [2] presents a generalization of the Hartley measure, called generalized Hartley measure $GH(P)$, that can be used to disaggregate the total uncertainty captured by $\overline{H}(P)$ into aleatoric and epistemic uncertainties. We prefer not to introduce it in the present work because $GH(P)$ is defined based on the mass function of a belief function [24, Definition 2.4]. This entails that the authors assume that lower probability \underline{P} associated with the set of probabilities of interest is a belief function,

that is, for every collection $\{A, A_1, \dots, A_k\}$ such that $A \subset A_i$, the following holds

$$\underline{P}(A) \geq \sum_{\emptyset \neq I \subset \{1, \dots, k\}} (-1)^{\#I-1} \underline{P}(\cap_{i \in I} A_i),$$

for all $k \in \mathbb{N}$. As it is immediate to see, this is a very restrictive assumption that is not needed in the context of IBNNs.

APPENDIX G. HOW TO DERIVE A POSTERIOR PREDICTIVE DISTRIBUTION

Suppose we performed a Bayesian updating procedure so to obtain posterior pdf $p(\theta \mid x_1, y_1, \dots, x_n, y_n)$. Recall that $\{(x_i, y_i)\}_{i=1}^n \in (\mathcal{D}_x \times \mathcal{D}_y)^n$ denotes the training set. We obtain the posterior predictive distribution $p(\tilde{y} \mid \tilde{x}, x_1, y_1, \dots, x_n, y_n)$ on \mathcal{D}_y as follows

$$\begin{aligned} p(\tilde{y} \mid \tilde{x}, x_1, y_1, \dots, x_n, y_n) &= \int_{\Theta} p(\tilde{y}, \theta \mid \tilde{x}, x_1, y_1, \dots, x_n, y_n) \, d\theta \\ &= \int_{\Theta} p(\tilde{y} \mid \theta, \tilde{x}, x_1, y_1, \dots, x_n, y_n) \cdot p(\theta \mid \tilde{x}, x_1, y_1, \dots, x_n, y_n) \, d\theta \\ &= \int_{\Theta} p(\tilde{y} \mid \theta, \tilde{x}) \cdot p(\theta \mid x_1, y_1, \dots, x_n, y_n) \, d\theta, \end{aligned}$$

where $p(\tilde{y} \mid \theta, \tilde{x})$ is the likelihood used to derive the posterior. Notice that the last equality comes from output \tilde{y} only depending on input \tilde{x} and parameter θ , and from having assumed $D_x \perp\!\!\!\perp \theta$ (see section 2.1). From an applied point of view, a sample from $p(\tilde{y} \mid \tilde{x}, x_1, y_1, \dots, x_n, y_n)$ is obtained as follows:

- (1) specify input \tilde{x} ;
- (2) sample a parameter $\tilde{\theta}$ from the posterior, $\tilde{\theta} \sim p(\theta \mid x_1, y_1, \dots, x_n, y_n)$;
- (3) plug $\tilde{\theta}$ in the likelihood and sample $\tilde{y} \sim p(y \mid \tilde{\theta}, \tilde{x})$.

APPENDIX H. ALEATORIC UNCERTAINTY CHECK FOR α -LEVEL IHDR

The aleatoric uncertainty (AU) in IR_α is linked to its size: the larger its diameter, the higher the AU the agent faces.¹⁰ If we want to avoid to perform the procedure in section 4 only to discover that IR_α is “too big”, then we can add an “AU check”.

At the beginning of the analysis, compute the lower entropy associated with collection $\{\hat{P}_1, \dots, \hat{P}_N\}$, $\underline{H}(\hat{P}) = \inf_{k \in \{1, \dots, N\}} H(\hat{P}_k)$, which gives us the aleatoric uncertainty within $\{\hat{P}_k\}_{k=1}^N$.¹¹ We then verify whether the lower entropy $\underline{H}(\hat{P})$ is “too high”. That is, if $\underline{H}(\hat{P}) > \varphi$, for some $\varphi > 0$, we want our procedure to abstain. This means that if the aleatoric uncertainty in set $\{\hat{P}_k\}_{k=1}^N$ is too high, then our procedure does not return any output set for input \tilde{x} . The value of φ can be set equal to the entropy of the probability measures that are typically used in the context the agent works in. For example, in medical applications the agent may consider the entropy of a Normal distribution, while in financial applications

¹⁰Since the diameter is a metric concept, we assume that we can find a well-defined metric d_y on \mathcal{D}_y . If that is not the case, we substitute the diameter with the notion of cardinality.

¹¹Also, it gives us a bound for the AU in the convex hull $\text{Conv}(\{\hat{P}_k\}_{k=1}^N)$.

the entropy of a distribution with fatter tails, such as a t -distribution or a Cauchy. We call these *reference φ values*.

If we add this “AU check”, the 2-tuple that the agent needs to specify at the beginning of the procedure is $\langle \varphi, \alpha \rangle$.

APPENDIX I. α -LEVEL IHDR IN A CLASSIFICATION SETTING

In classification problems, BNNs compute the probability vector

$$\hat{p} := \frac{1}{\#\Theta} \sum_{\theta \in \Theta} \Phi_{\theta|D}(x),$$

where we write $\Phi_{\theta|D}$ to highlight the fact that θ is sampled from posterior $p(\theta | D)$, and then select the most likely class $\hat{y} := \arg \max_i p_i$, where the p_i ’s are the elements of \hat{p} .

When applied to a classification setting, the general procedure introduced in section 4 becomes the following. Recall that we denote by $N := \#\mathcal{P} \times \#\mathcal{L}_{x,\theta}$ the number of distributions on \mathcal{D}_y induced by the posteriors on the parameters of the neural network. Assume that $\mathcal{D}_y = \{y_1, \dots, y_J\}$, that is, there are $J \in \mathbb{N}$ possible labels. Then, the induced distributions on \mathcal{D}_y can be seen as N J -dimensional probability vectors $\hat{p}^1, \dots, \hat{p}^N$, where $\hat{p}^k = (\hat{p}_1^k = \hat{p}^k(y_1), \dots, \hat{p}_J^k = \hat{p}^k(y_J))^\top$ for all k , $\hat{p}_j^k \in [0, 1]$ for all k and all j , and $\sum_{j=1}^J \hat{p}_j^k = 1$ for all k .

Now fix any $k \in \{1, \dots, N\}$, and define the partial order \preceq_k on \mathcal{D}_y as $y_l \preceq_k y_i \iff \hat{p}^k(y_l) \geq \hat{p}^k(y_i)$ and $y_l \prec_k y_i \iff \hat{p}^k(y_l) > \hat{p}^k(y_i)$, where $i, l \in \{1, \dots, J\}$, $i \neq l$. This means that we can order the labels according to the probability that \hat{p}^k assigns to them: the first label will be the one having highest probability according to \hat{p}^k , the second label will have the second-highest probability according to \hat{p}^k , and so on.

Now order the label space \mathcal{D}_y according to \preceq_k so to obtain

$$\mathcal{D}_y^{\preceq_k} := \{y_1^{\preceq_k}, \dots, y_J^{\preceq_k}\}.$$

This means that $y_1^{\preceq_k} \preceq_k y_j^{\preceq_k}$, for all $j \in \{2, \dots, J\}$, $y_2^{\preceq_k} \preceq_k y_j^{\preceq_k}$, for all $j \in \{3, \dots, J\}$ (but $y_1^{\preceq_k} \preceq_k y_2^{\preceq_k}$), and so on. That is, we order the labels from the most to the least likely according to \hat{p}^k .

Then, we call α -level credible set according to \hat{p}^k , $\alpha \in (0, 1)$, the set

$$CS_\alpha^k := \left\{ y_1^{\preceq_k}, \dots, y_j^{\preceq_k} : \sum_{i=1}^j \hat{p}^k(y_i^{\preceq_k}) \in [1 - \alpha, 1 - \alpha + \varepsilon], j \leq J, \right. \\ \left. \text{and } \nexists j' < j : \sum_{i=1}^{j'} \hat{p}^k(y_i^{\preceq_k}) \in [1 - \alpha, 1 - \alpha + \varepsilon] \right\}, \quad (3)$$

for some $\varepsilon > 0$. It corresponds to the α -level HDR. Notice that we require $\sum_{i=1}^j \hat{p}^k(y_i^{\preceq_k}) \in [1 - \alpha, 1 - \alpha + \varepsilon]$ because we may need to go slightly above level $1 - \alpha$. Just as a toy example, we may have 7 labels, 3 of which would give a 0.945 coverage, while 4 would give a coverage of 0.953. If we are interested in the $\alpha = 0.05$ -level credible set, we ought to include the fourth label, thus yielding a coverage slightly higher than $1 - \alpha = 0.95$. The interpretation to CS_α^k is the following: it consists of the smallest collection of labels to which \hat{p}^k assigns probability

of at least $1 - \alpha$ (that is, those having the highest probability of being the correct one given the input).

Finally, we call α -level imprecise credible set, $\alpha \in (0, 1)$, the set

$$ICS_\alpha := \bigcup_{k=1}^N CS_\alpha^k.$$

In turn, we have that $\underline{\hat{P}}(Y \in ICS_\alpha) \geq 1 - \alpha$.

Remark 12. Notice that if a credible set of level $\approx \alpha$ is enough, then we can replace the left endpoint of the interval in (3) with $1 - (\alpha + \varepsilon_k)$, for some $\varepsilon_k > 0$. Strictly speaking, in this case we obtain an $(\alpha + \varepsilon_k)$ -level credible set, which we denote by $CS_{\alpha_k}^k$, where $\alpha_k := \alpha + \varepsilon_k$, $k \in \{1, \dots, N\}$. Going back to our toy example, we will have a credible set with 3 labels that yields a coverage of $1 - (\alpha + \varepsilon_k) = 0.945 \approx 0.95 = 1 - \alpha$, so $\varepsilon_k = 0.005$. In turn, this implies that the imprecise credible set will have a coverage of $1 - (\alpha + \max_{k \in \{1, \dots, N\}} \varepsilon_k)$, that is, it will have level $\alpha + \max_{k \in \{1, \dots, N\}} \varepsilon_k$. We denote it by $ICS_{\tilde{\alpha}}$, where $\tilde{\alpha} := \alpha + \max_{k \in \{1, \dots, N\}} \varepsilon_k$.

APPENDIX J. EXPERIMENTS: CLASSIFICATION

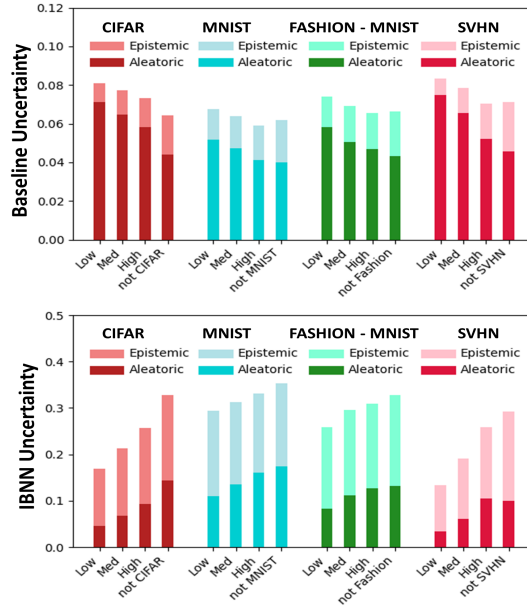


FIGURE 6. The different trends with increasing corruption severity for EBNN (baseline) versus IBNNs. IBNNs better inform the degree of shift as compared to EBNN.

Distribution shifts can introduce uncertainties in the system which can render the predictions meaningless. This can be due to naturally occurring corruptions as introduced in [26] for image datasets. The authors introduced 18 different noise types, which can be varied across 5 different severity levels. The intuition being that in the current context, increasing the noise severity should generally result in higher uncertainty. We evaluate an IBNN on 4 standard image datasets CIFAR10 [37], SVHN [48], Fashion-MNIST [63], and MNIST [42]. We use

		IBNN						EBNN					
		Epistemic			Aleatoric			Epistemic			Aleatoric		
		Low	Med	High	Low	Med	High	Low	Med	High	Low	Med	High
CIFAR-10 Corruption	gaussian noise	0.145	0.169	0.176	0.066	0.099	0.102	0.012	0.016	0.016	0.065	0.056	0.055
	shot noise	0.129	0.158	0.174	0.053	0.084	0.104	0.01	0.014	0.016	0.069	0.061	0.055
	speckle noise	0.128	0.158	0.174	0.053	0.081	0.102	0.01	0.014	0.016	0.069	0.061	0.055
	impulse noise	0.134	0.161	0.174	0.052	0.085	0.118	0.011	0.015	0.017	0.069	0.059	0.051
	defocus blur	0.105	0.129	0.176	0.032	0.048	0.095	0.008	0.01	0.016	0.076	0.071	0.057
	gaussian blur	0.105	0.154	0.186	0.032	0.069	0.11	0.008	0.013	0.017	0.076	0.064	0.053
	motion blur	0.137	0.166	0.175	0.055	0.085	0.1	0.011	0.015	0.016	0.068	0.06	0.056
	zoom blur	0.148	0.161	0.176	0.063	0.077	0.1	0.012	0.014	0.016	0.066	0.062	0.056
	snow	0.131	0.157	0.163	0.05	0.077	0.086	0.01	0.014	0.015	0.07	0.062	0.059
	fog	0.104	0.122	0.154	0.033	0.045	0.09	0.008	0.009	0.013	0.076	0.072	0.06
	brightness	0.103	0.108	0.124	0.031	0.034	0.043	0.008	0.008	0.01	0.076	0.075	0.072
	contrast	0.107	0.145	0.165	0.035	0.066	0.148	0.008	0.012	0.017	0.075	0.065	0.046
	elastic	0.134	0.144	0.168	0.053	0.059	0.089	0.011	0.012	0.015	0.069	0.067	0.058
	pixelate	0.116	0.135	0.162	0.042	0.065	0.096	0.009	0.011	0.015	0.073	0.066	0.058
	jpeg	0.13	0.147	0.156	0.049	0.064	0.075	0.01	0.012	0.013	0.07	0.066	0.063
	spatter	0.117	0.145	0.147	0.041	0.065	0.062	0.009	0.012	0.012	0.073	0.065	0.066
	saturate	0.112	0.113	0.131	0.041	0.039	0.046	0.008	0.009	0.011	0.073	0.074	0.07
	frost	0.124	0.153	0.166	0.047	0.075	0.099	0.01	0.013	0.015	0.071	0.063	0.056
		Epistemic			Aleatoric			Epistemic			Aleatoric		
Dataset	MNIST	0.184			0.142			0.021			0.044		
	Fashion MNIST	0.183			0.147			0.022			0.042		
	SVHN	0.183			0.141			0.019			0.046		

Table 3: The 4 BNNs trained have the following accuracy : 90, 89, 90, 89 in percentage terms and rounded to the nearest whole number. These are the probabilities of the most likely label to be the correct one according to the 4 different BNNs. For different categories of corruptions, increasing severity leads to higher levels of aleatoric uncertainty for IBNNs. When exposed to completely unseen datasets, this reaches its peak. In contrast, EBNN has the reverse trend.

a slightly different set of perturbations introduced in [47] for gray-scale images like MNIST and Fashion-MNIST. Additionally, we perform cross domain testing for each dataset, where we expect the uncertainties to be higher. We implement and train a Resnet-20 Bayesian DNN model inside the library Bayesian-torch [36]. For each dataset, we train 4 different networks initialized with different seeds on the prior and with the same architecture. We use a learning-rate of 0.001, batch-size of 128, and train the networks using mean-field variational inference for 200 epochs. The inference is carried out by performing multiple forward passes through parameters drawn from the posterior distribution. We used 20 Monte-Carlo samples in the experiments.

Results. Following [18], for EBNN we posit that $1/k \sum_{j=1}^k \sigma_j^2$ captures the aleatoric uncertainty, and $1/(k-1) \sum_{j=1}^k (\mu_j - \mu_{\text{ens}})^2$ captures the epistemic uncertainty; we use these values as baselines.¹² We discuss the results for CIFAR10 presented in Table 3. We report the average uncertainties across all test samples as measured by the respective procedures. Note that we abstracted the severity levels to low (severity = 1), medium (severity = 2, 3), and high (severity = 4, 5) in this paper. For CIFAR10, we observe that IBNNs report lower levels of aleatoric uncertainty when subjected to low levels of corruption, which gradually increases as we move to higher levels. The epistemic uncertainty grows as well, but the change in the aleatoric component is more pronounced. However, for EBNN this is not true. Even though the epistemic uncertainty increases, the aleatoric shows the reverse trend, contrary to our intuition of aleatoric uncertainty. Using IBNNs, we achieve the highest uncertainties, both

¹²Notice that in this case we retain the assumption that the EBNN distribution on $\mathcal{D}_{\mathbf{y}}$ has mean μ_{ens} and covariance matrix $\sigma_{\text{ens}}^2 I$, but we do not require that it is a Normal. That is because in this case $\mathcal{D}_{\mathbf{y}}$ is finite. Notice also that for IBNN the AU is given by the lower entropy $\underline{H}(\hat{P}) := \inf_{\hat{P} \in \hat{\mathcal{P}}} H(\hat{P})$, where $\hat{\mathcal{P}}$ was defined in section 4, while the EU is given by the difference $\bar{H}(\hat{P}) - \underline{H}(\hat{P})$, and $\bar{H}(\hat{P}) := \sup_{\hat{P} \in \hat{\mathcal{P}}} H(\hat{P})$.

aleatoric and epistemic, when applied to entirely different test sets, namely - MNIST, SVHN, and Fashion-MNIST. We report these numbers as well.

Summary. We summarize our results in Figure 6. With increasing corruption severity, the aleatoric uncertainty for IBNNs becomes more pronounced. This is expected since for higher corruptions, it is hard to reconcile the performance gap by simple data-augmentation, without any additional knowledge. For EBNN, even though the epistemic uncertainty grows, the aleatoric part does not. Note, the absolute uncertainty differs due to the quantities being fundamentally different: probability versus entropy. However, the relative trends are consistent for each dataset, demonstrating the utility of IBNNs.

Other datasets. The results for MNIST, Fashion-MNIST, and SVHN are presented in Tables 4, 5, and 6, respectively. We observe trends similar to CIFAR10's ones: the aleatoric uncertainty increases with corruption severity, and is the highest for completely unknown datasets.

		IBNN						EBNN					
		Epistemic			Aleatoric			Epistemic			Aleatoric		
		Low	Med	High	Low	Med	High	Low	Med	High	Low	Med	High
MNIST Corruption	brightness	0.21	0.246	0.195	0.128	0.087	0.158	0.023	0.026	0.024	0.045	0.05	0.045
	canny edges	0.162	0.158	0.162	0.174	0.176	0.174	0.016	0.015	0.016	0.042	0.042	0.042
	dotted line	0.18	0.173	0.176	0.097	0.102	0.102	0.014	0.013	0.014	0.055	0.055	0.055
	fog	0.185	0.187	0.19	0.163	0.167	0.166	0.023	0.023	0.023	0.043	0.042	0.043
	glass blur	0.161	0.145	0.155	0.181	0.206	0.2	0.016	0.016	0.02	0.038	0.033	0.033
	impulse noise	0.186	0.172	0.181	0.083	0.132	0.158	0.013	0.015	0.021	0.057	0.049	0.042
	motion blur	0.184	0.161	0.157	0.123	0.185	0.195	0.016	0.018	0.019	0.049	0.035	0.029
	rotate	0.189	0.167	0.142	0.072	0.134	0.196	0.013	0.014	0.015	0.059	0.048	0.033
	scale	0.196	0.169	0.121	0.08	0.152	0.232	0.014	0.015	0.013	0.057	0.044	0.025
	shear	0.188	0.177	0.153	0.065	0.102	0.184	0.012	0.014	0.017	0.061	0.055	0.036
	shot noise	0.188	0.179	0.18	0.061	0.08	0.113	0.012	0.012	0.014	0.062	0.059	0.052
	spatter	0.186	0.174	0.176	0.074	0.132	0.127	0.013	0.016	0.016	0.059	0.047	0.049
	stripe	0.18	0.182	0.184	0.165	0.163	0.161	0.021	0.02	0.021	0.04	0.04	0.04
	translate	0.191	0.192	0.192	0.061	0.086	0.128	0.013	0.015	0.019	0.061	0.056	0.046
	zigzag	0.18	0.176	0.179	0.119	0.123	0.122	0.016	0.016	0.016	0.051	0.05	0.05
		Epistemic			Aleatoric			Epistemic			Aleatoric		
Dataset	CIFAR	0.185			0.167			0.023			0.042		
	Fashion MNIST	0.162			0.187			0.019			0.035		
	SVHN	0.190			0.168			0.022			0.043		

Table 4: The 4 BNNs trained have the following accuracy : 99, 99, 99, 98 in percentage terms and rounded to the nearest whole number. These are the probabilities of the most likely label to be the correct one according to the 4 different BNNs. For different categories of corruptions, increasing severity leads to higher levels of aleatoric uncertainty for IBNNs. When exposed to completely unseen datasets, this gets close to the highest aleatoric uncertainty. The same is not true for EBNN. The epistemic uncertainty for IBNNs shows a less consistent trend in this case.

		IBNN						EBNN					
		Epistemic			Aleatoric			Epistemic			Aleatoric		
		Low	Med	High	Low	Med	High	Low	Med	High	Low	Med	High
SVHN Corruption	brightness	0.062	0.074	0.102	0.011	0.019	0.053	0.005	0.006	0.008	0.083	0.08	0.07
	contrast	0.077	0.099	0.143	0.022	0.048	0.174	0.006	0.008	0.018	0.08	0.072	0.04
	defocus blur	0.109	0.154	0.138	0.044	0.147	0.218	0.009	0.017	0.02	0.072	0.045	0.029
	elastic	0.182	0.177	0.192	0.14	0.122	0.102	0.023	0.021	0.022	0.04	0.046	0.05
	fog	0.157	0.171	0.181	0.095	0.124	0.135	0.016	0.02	0.023	0.056	0.047	0.042
	frost	0.089	0.118	0.131	0.026	0.052	0.063	0.007	0.01	0.012	0.078	0.069	0.066
	gaussian blur	0.068	0.131	0.14	0.017	0.087	0.208	0.005	0.012	0.019	0.081	0.06	0.032
	gaussian noise	0.116	0.163	0.182	0.031	0.061	0.103	0.01	0.018	0.025	0.074	0.061	0.044
	impulse noise	0.13	0.169	0.185	0.035	0.06	0.102	0.012	0.018	0.026	0.072	0.061	0.045
	jpeg	0.07	0.083	0.129	0.014	0.018	0.041	0.005	0.006	0.012	0.082	0.08	0.071
	motion blur	0.1	0.157	0.167	0.027	0.078	0.149	0.008	0.015	0.02	0.077	0.06	0.041
	pixelate	0.061	0.123	0.18	0.011	0.036	0.095	0.004	0.011	0.02	0.083	0.073	0.052
	saturate	0.063	0.065	0.141	0.011	0.012	0.075	0.005	0.005	0.014	0.083	0.083	0.062
	shot noise	0.119	0.17	0.183	0.031	0.067	0.106	0.011	0.019	0.026	0.074	0.059	0.044
	snow	0.131	0.16	0.16	0.043	0.076	0.096	0.012	0.017	0.017	0.07	0.059	0.055
	spatter	0.088	0.127	0.163	0.021	0.037	0.06	0.007	0.012	0.017	0.079	0.072	0.063
	speckle noise	0.1	0.143	0.181	0.023	0.046	0.085	0.008	0.015	0.023	0.077	0.067	0.052
	zoom blur	0.061	0.061	0.064	0.011	0.012	0.013	0.004	0.004	0.005	0.083	0.083	0.083
Dataset		Epistemic			Aleatoric			Epistemic			Aleatoric		
	CIFAR	0.181			0.121			0.026			0.040		
	MNIST	0.198			0.063			0.024			0.056		
	Fashion MNIST	0.199			0.113			0.026			0.041		

Table 5: The 4 BNNs trained have the following accuracy : 95, 95, 96, 95 in percentage terms and rounded to the nearest whole number. These are the probabilities of the most likely label to be the correct one according to the 4 different BNNs. For different categories of corruptions, increasing severity leads to higher levels of aleatoric uncertainty for IBNNs. When exposed to completely unseen datasets, this reaches its peak. The same is not true for EBNN. For the epistemic uncertainty as well, there is a clear trend with increasing corruption severity.

		IBNN						EBNN					
		Epistemic			Aleatoric			Epistemic			Aleatoric		
		Low	Med	High	Low	Med	High	Low	Med	High	Low	Med	High
Fashion MNIST Corruption	brightness	0.199	0.212	0.205	0.108	0.106	0.094	0.021	0.024	0.022	0.051	0.048	0.051
	canny edges	0.18	0.175	0.177	0.157	0.164	0.16	0.021	0.02	0.02	0.043	0.042	0.043
	dotted line	0.167	0.168	0.168	0.051	0.051	0.012	0.013	0.013	0.067	0.066	0.066	0.066
	fog	0.19	0.185	0.187	0.128	0.132	0.129	0.021	0.02	0.021	0.046	0.045	0.046
	glass blur	0.189	0.189	0.193	0.114	0.127	0.133	0.017	0.019	0.022	0.052	0.048	0.045
	impulse noise	0.169	0.196	0.202	0.052	0.09	0.111	0.013	0.019	0.02	0.066	0.055	0.051
	motion blur	0.182	0.171	0.163	0.106	0.157	0.174	0.017	0.02	0.019	0.053	0.041	0.038
	rotate	0.185	0.173	0.162	0.074	0.164	0.184	0.016	0.02	0.02	0.06	0.037	0.035
	scale	0.154	0.172	0.127	0.054	0.123	0.223	0.01	0.015	0.014	0.067	0.05	0.028
	shear	0.172	0.177	0.182	0.063	0.13	0.144	0.014	0.019	0.02	0.063	0.045	0.039
	shot noise	0.16	0.178	0.197	0.046	0.059	0.088	0.01	0.013	0.017	0.068	0.064	0.056
	spatter	0.15	0.189	0.191	0.044	0.082	0.074	0.01	0.018	0.017	0.07	0.057	0.059
	stripe	0.21	0.208	0.208	0.125	0.126	0.125	0.025	0.025	0.025	0.041	0.041	0.041
	translate	0.153	0.189	0.17	0.046	0.094	0.158	0.01	0.018	0.019	0.069	0.054	0.041
	zigzag	0.187	0.19	0.189	0.065	0.065	0.066	0.016	0.016	0.016	0.061	0.061	0.061
Dataset		Epistemic			Aleatoric			Epistemic			Aleatoric		
	CIFAR	0.205			0.104			0.022			0.050		
	MNIST	0.165			0.182			0.021			0.033		
	SVHN	0.218			0.109			0.026			0.046		

Table 6: The 4 BNNs trained have the following accuracies : 93, 92, 92, 92 in percentage terms and rounded to the nearest whole number. These are the probabilities of the most likely label to be the correct one according to the 4 different BNNs. For different categories of corruptions, increasing severity leads to higher levels of aleatoric uncertainty for IBNNs. Which is high when exposed to completely unseen datasets as well. The same is not true for EBNN.

APPENDIX K. DISTANCE BETWEEN A SET OF DISTRIBUTIONS \mathcal{P} AND A SINGLE DISTRIBUTION P' HAVING DIFFERENT DIMENSIONS

Many concepts in this section are derived from [6]. Let $m, n \in \mathbb{N}$ such that $m \leq n$, and let $p \in [1, \infty]$. Call $M^p(\mathbb{R}^j)$ the set of probability measures on \mathbb{R}^j having finite p th moment, and $M_d(\mathbb{R}^j)$ the set of probability measures on \mathbb{R}^j having density with respect to some σ -finite

dominating measure μ , $j \in \{m, n\}$. Let $O(m, n) := \{V \in \mathbb{R}^{m \times n} : VV^\top = I_m\}$, where I_m denotes the m -dimensional identity matrix, and for any $V \in O(m, n)$ and any $b \in \mathbb{R}^m$, define the following function

$$\varphi_{V,b} : \mathbb{R}^n \rightarrow \mathbb{R}^m, \quad x \mapsto \varphi_{V,b}(x) := Vx + b.$$

Let $\mathcal{B}(\mathbb{R}^n)$ be the Borel σ -algebra on \mathbb{R}^n , and for any $Q \in \Delta(\mathbb{R}^n, \mathcal{B}(\mathbb{R}^n))$, define $\varphi_{V,b}(Q) := Q \circ \varphi_{V,b}^{-1}$, the pushforward measure. Consider then two generic probability measures Q, S such that $Q \in M^p(\mathbb{R}^m)$ and $S \in M^p(\mathbb{R}^n)$, and call

$$\begin{aligned} \Phi_p^+(Q, n) &:= \{\alpha \in M^p(\mathbb{R}^n) : \varphi_{V,b}(\alpha) = Q, \text{ for some } V \in O(m, n), b \in \mathbb{R}^m\}, \\ \Phi_d^+(Q, n) &:= \{\alpha \in M_d(\mathbb{R}^n) : \varphi_{V,b}(\alpha) = Q, \text{ for some } V \in O(m, n), b \in \mathbb{R}^m\}, \\ \Phi^-(S, m) &:= \{\beta \in M(\mathbb{R}^m) : \varphi_{V,b}(S) = \beta, \text{ for some } V \in O(m, n), b \in \mathbb{R}^m\}. \end{aligned}$$

Recall now the definition of p -Wasserstein metric between two generic distributions defined on the *same* Euclidean space. Let $P_1, P_2 \in M^p(\mathbb{R}^n)$, for some $n \in \mathbb{N}$ and some $p \in [1, \infty]$. Then, the p -Wasserstein distance between them is defined as

$$W_p(P_1, P_2) := \left[\inf_{\gamma \in \Gamma(P_1, P_2)} \int_{\mathbb{R}^{2n}} \|x - y\|_2^p \gamma(d(x, y)) \right]^{1/p},$$

where $\|\cdot\|_2$ denotes the Euclidean distance, $p = \infty$ is interpreted as the essential supremum, and $\Gamma(P_1, P_2) := \{\gamma \in \Delta(\mathbb{R}^{2n}, \mathcal{B}(\mathbb{R}^{2n})) : \pi_1^n(\gamma) = P_2, \pi_2^n(\gamma) = P_1\}$ is the set of couplings between P_1 and P_2 , where π_1^n is the projection onto the first n coordinates, and π_2^n is the projection to the last n coordinates.

Recall then the definition of f -divergence between two generic distributions defined on the *same* Euclidean space. Let $P_1, P_2 \in \Delta(\mathbb{R}^n, \mathcal{B}(\mathbb{R}^n))$, for some $n \in \mathbb{N}$, and assume $P_1 \ll P_2$. Then, for any convex functional f on \mathbb{R} such that $f(1) = 0$, the f -divergence between P_1 and P_2 is defined as

$$\text{div}_f(P_1 \| P_2) := \int_{\mathbb{R}^n} f\left(\frac{dP_1}{dP_2}(x)\right) P_2(dx).$$

Aside from the Rényi divergence, the f -divergence includes just about every known divergences as special case [6]. The following are the main results of this section.

Lemma 13. Let $m, n \in \mathbb{N}$ such that $m \leq n$, and let $p \in [1, \infty]$ and f be any convex functional on \mathbb{R} such that $f(0) = 1$. Consider a generic $\mathcal{P} \subset M^p(\mathbb{R}^m)$ and $P' \in M^p(\mathbb{R}^n)$. Let $\Phi_p^+(\mathcal{P}, n) := \cup_{P \in \mathcal{P}} \Phi_p^+(P, n)$ and $\Phi_d^+(\mathcal{P}, n) := \cup_{P \in \mathcal{P}} \Phi_d^+(P, n)$. Define

- $W_p^+(P, P') := \inf_{\alpha \in \Phi_p^+(P, n)} W_p(\alpha, P')$, for all $P \in \mathcal{P}$;
- $\text{div}_f^+(P \| P') := \inf_{\alpha \in \Phi_d^+(P, n)} \text{div}_f(\alpha \| P')$, for all $P \in \mathcal{P}$;
- $W_p^+(\mathcal{P}, P') := \inf_{\alpha \in \Phi_p^+(\mathcal{P}, n)} W_p(\alpha, P')$;
- $\text{div}_f^+(\mathcal{P} \| P') := \inf_{\alpha \in \Phi_d^+(\mathcal{P}, n)} \text{div}_f(\alpha \| P')$;

Then, for all $P \in \mathcal{P}$ the following holds

$$W_p^+(\mathcal{P}, P') \leq W_p^+(P, P') \quad \text{and} \quad \text{div}_f^+(\mathcal{P} \| P') \leq \text{div}_f^+(P \| P').$$

Lemma 14. Let $m, n \in \mathbb{N}$ such that $m \leq n$, and let $p \in [1, \infty]$ and f be any convex functional on \mathbb{R} such that $f(0) = 1$. Consider a generic $\mathcal{P} \subset M^p(\mathbb{R}^n)$ and $P' \in M^p(\mathbb{R}^m)$. Let $\Phi^-(\mathcal{P}, m) := \cup_{P \in \mathcal{P}} \Phi^-(P, m)$. Define

- $W_p^-(P, P') := \inf_{\alpha \in \Phi^-(P, m)} W_p(\alpha, P')$, for all $P \in \mathcal{P}$;
- $\text{div}_f^-(P \| P') := \inf_{\alpha \in \Phi^-(P, m)} \text{div}_f(\alpha \| P')$, for all $P \in \mathcal{P}$;
- $W_p^-(\mathcal{P}, P') := \inf_{\alpha \in \Phi^-(\mathcal{P}, m)} W_p(\alpha, P')$;
- $\text{div}_f^-(\mathcal{P} \| P') := \inf_{\alpha \in \Phi^-(\mathcal{P}, m)} \text{div}_f(\alpha \| P')$;

Then, for all $P \in \mathcal{P}$ the following holds

$$W_p^-(\mathcal{P}, P') \leq W_p^-(P, P') \quad \text{and} \quad \text{div}_f^-(\mathcal{P} \| P') \leq \text{div}_f^-(P \| P').$$

A visual representation of the application of Lemma 14 to IBNNs is given in Figure 7.¹³

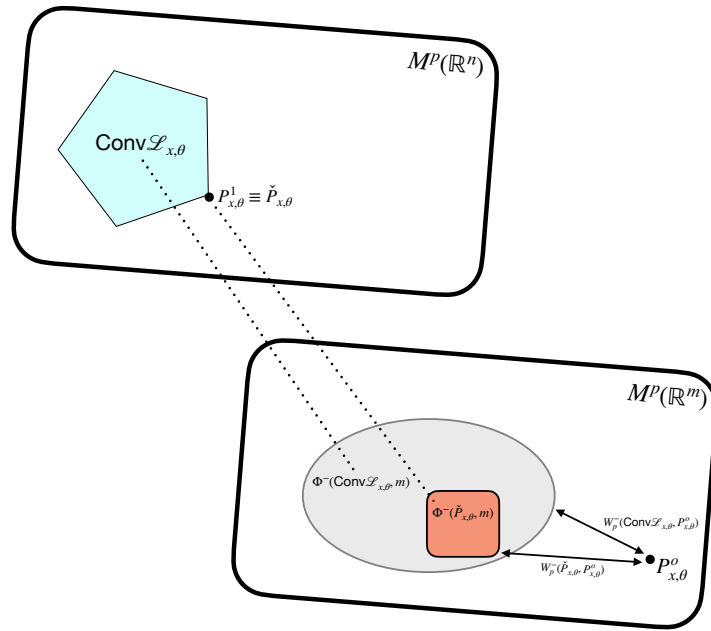


FIGURE 7. We assume that $n > m$ and that the oracle distribution $P_{x, \theta}^o$ belongs to $M^p(\mathbb{R}^m)$, while (finitely generated) credal set $\text{Conv} \mathcal{L}_{x, \theta}$ is a subset of $M^p(\mathbb{R}^n)$, for some finite $p \geq 1$. We also assume that $\check{P}_{x, \theta}$ is one of the generators of $\text{Conv} \mathcal{L}_{x, \theta}$. We see how $W_p^-(\text{Conv} \mathcal{L}_{x, \theta}, P_{x, \theta}^o) < W_p^-(\check{P}_{x, \theta}, P_{x, \theta}^o)$; if we replace metric W_p^- by a generic f -divergence div_f , the inequality would still hold thanks to Lemma 14.

APPENDIX L. DETAILS ON ARTIFICIAL PANCREAS EXAMPLE

Artificial Pancreas Model. An important factor when designing the controller for an artificial pancreas is to adapt the insulin delivery algorithm to the particular details of the patient. This is because patients display a wide range of variability in their response to

¹³Notice that in Figure 7 we have that $\mathcal{L}_{x, \theta} \equiv \mathcal{L}_{x, \theta}$.

insulin, depending on age, BMI, and other physiological parameters. The Bayesian neural network models have 2 hidden layers, with 10 neurons each, for the case study with 4 different seeds. This choice was informed by the experiments in [17]. For the case study with different architectures, we trained BNNs with 4 different widths: 10, 20, 30, 40. The horizon length is $H = 10$ time steps, and the prediction horizon is 5 steps into the future. The neural networks were trained for 200 time steps, with a learning rate of 0.001, and batch size of 128 using mean-field variational inference. The training dataset consisted of 28,400 training samples, recorded without meals.

Controller. We implemented a simple model predictive controller, using an off the shelf implementation of the covariance matrix adaptation evolution strategy (CMA-ES). The MPC planning horizon was $k = 5$, with a fixed seed for the randomized solver.

APPENDIX M. OOD SCENARIO FOR THE MOTION PREDICTION MODEL

In the OOD scenario, all models were trained on racing lines which are predominantly parallel to the track curvature. As a consequence, when the test set consists of instances with higher curvatures, the overall coverage of all models degrades. This can be seen in Figure 8, where the prediction of the models (orange) tends to be straight while the actual trajectory is more curved (green). Despite this, the figure and the coverage metrics in Table 2 show how IBNN exhibits a more robust behavior.

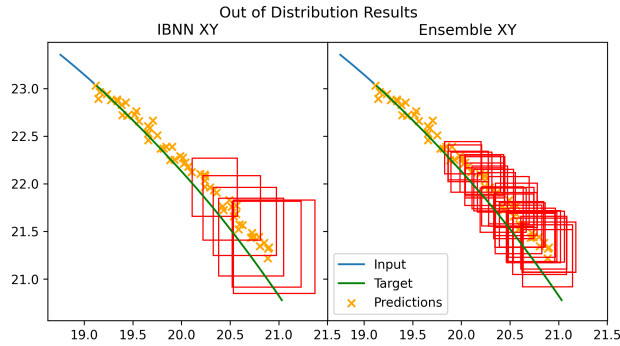


FIGURE 8. F1Tenth Out-of-distribution (OOD) Results. Robust performance is exhibited by IBNNs when compared to EBNN in OOD settings.

APPENDIX N. OTHER POSSIBLE BASELINES FOR IBNN

We considered comparing IBNNs to Bayesian model averaging (BMA) in the initial state of our project. In [29], though, the authors show the pitfalls of BMA in the context of Bayesian neural networks. As a consequence, we decided not to use a credible interval resulting from BMA as a baseline for IBNNs. Furthermore, our experiments may seem like a type of belief tracking [20, 35]. Two comments are in order. First, this line of literature does not use deep learning techniques. Second, in these works the authors rely on Dempster-Shafer theory, a field in imprecise probability theory where lower probabilities are assumed to be belief functions, that is, infinitely-alternating Choquet capacities. We do not rely on this assumption in our work.

APPENDIX O. FURTHER RELATED WORK

Modeling uncertainty has been a longstanding goal of ML/AI research and a variety of approaches have been developed for doing so [25, 50, 32]. Recently, emphasis has been placed on discerning between aleatoric and epistemic uncertainties [52, 38, 34]. In [56], the authors present an IP-based neural network which uses a regression technique based on probability intervals. Contrary to IBNNs, their NN is rooted in the frequentist approach to imprecise probabilities [27]. [45, Sections 2.1, 2.3] focuses on belief functions-based classification methods; IBNNs are a generalization of these methods because they can be used for regression, prediction, and classification, and because they are trained using credal sets, a much less restrictive concept than belief functions.

APPENDIX P. PROOFS

Proof of Proposition 2. If $\bar{P}(A) = \sup_{P' \in \Pi'} P'(A)$, for all $A \in \mathcal{F}$, then it is immediate to see that $\bar{P}(A) = \sup_{P \in \Pi} P(A) = \sup_{P' \in \text{ex}\Pi'} P'(A) = \sup_{P' \in \Pi'} P'(A)$, for all $A \in \mathcal{F}$, since $\Pi \subset \Pi'$.

Suppose now that $\bar{P}(A) = \sup_{P \in \Pi} P(A)$, for all $A \in \mathcal{F}$. Then, we have that for all $P \in \Pi$ and all $A \in \mathcal{F}$, $P(A) \leq \bar{P}(A)$. Pick now any $P' \in \Pi'$. We can write it as $P' = \sum_{j=1}^k \alpha_j P_j$, where $\alpha_j \in [0, 1]$, for all $j \in \{1, \dots, k\}$, $\sum_{j=1}^k \alpha_j = 1$, and $\{P_j\}_{j=1}^k = \Pi$. Pick then any $A \in \mathcal{F}$; we have

$$P'(A) = \sum_{j=1}^k \alpha_j P_j(A) \leq \sum_{j=1}^k \alpha_j \bar{P}(A) = \bar{P}(A).$$

So $\bar{P}(A) \geq P'(A)$. Because this holds for all $P' \in \Pi'$ and all $A \in \mathcal{F}$, the claim is proven. \square

Proof of Proposition 4. Pick any metric d on $\Delta(\Omega, \mathcal{F})$ and any $\check{P} \in \mathcal{P}$. Because \check{P} belongs to \mathcal{P} , $\inf_{P \in \mathcal{P}} d(P, P')$ can only be either equal to or smaller than $d(\check{P}, P')$. By the definition of $d(\mathcal{P}, P')$, if $\inf_{P \in \mathcal{P}} d(P, P') = d(\check{P}, P')$, then $d(\mathcal{P}, P') = d(\check{P}, P')$. If instead $\inf_{P \in \mathcal{P}} d(P, P') < d(\check{P}, P')$, then $d(\mathcal{P}, P') < d(\check{P}, P')$. The proof is similar for a generic divergence div on $\Delta(\Omega, \mathcal{F})$. \square

Proof of Proposition 5. The result comes immediately from Π' being a superset of Π . \square

Proof of Theorem 7. Assume $\mathcal{P}^{\text{co}}, \mathcal{L}_\theta^{\text{co}}$ are nonempty and weak * -closed. Then, by [46, Proposition 3], they are also weak * -compact. Pick any $A \in \mathcal{B}$. Recall that we can rewrite the usual Bayes' updating rule as

$$\begin{aligned} P_D(A) &= \frac{\int_{\Theta} L(\theta) \mathbb{1}_A(\theta) P(d\theta)}{\int_{\Theta} L(\theta) \mathbb{1}_A(\theta) P(d\theta) + \int_{\Theta} L(\theta) \mathbb{1}_{A^c}(\theta) P(d\theta)} \\ &= \frac{1}{1 + \frac{\int_{\Theta} L(\theta) \mathbb{1}_{A^c}(\theta) P(d\theta)}{\int_{\Theta} L(\theta) \mathbb{1}_A(\theta) P(d\theta)}}, \end{aligned}$$

which is maximized when

$$\frac{\int_{\Theta} L(\theta) \mathbb{1}_{A^c}(\theta) P(d\theta)}{\int_{\Theta} L(\theta) \mathbb{1}_A(\theta) P(d\theta)}$$

is minimized. But

$$\frac{\int_{\Theta} L(\theta) \mathbb{1}_{A^c}(\theta) P(d\theta)}{\int_{\Theta} L(\theta) \mathbb{1}_A(\theta) P(d\theta)} \geq \frac{\inf_{P \in \mathcal{P}^{\text{co}}} \int_{\Theta} \underline{L}(\theta) \mathbb{1}_{A^c}(\theta) P(d\theta)}{\sup_{P \in \mathcal{P}^{\text{co}}} \int_{\Theta} \bar{L}(\theta) \mathbb{1}_A(\theta) P(d\theta)},$$

which proves the inequality in (2). Assume now that \bar{P} is concave. By [62, Lemma 1], we have that there exists $\check{P} \in \mathcal{P}^{\text{co}}$ such that

$$\sup_{P \in \mathcal{P}^{\text{co}}} \int_{\Theta} L(\theta) \mathbb{1}_A(\theta) P(d\theta) = \int_{\Theta} L(\theta) \mathbb{1}_A(\theta) \check{P}(d\theta), \quad (4)$$

for all $L \in \mathcal{L}$. In addition, by [62, Lemma 4], we have that for all $X \in \mathcal{X}$ and all $\epsilon > 0$, there exists a non-negative, upper semi-continuous function $h \leq X$ such that

$$\begin{aligned} \left[\sup_{P \in \mathcal{P}^{\text{co}}} \int_{\Theta} X(\theta) P(d\theta) \right] - \epsilon &< \sup_{P \in \mathcal{P}^{\text{co}}} \int_{\Theta} h(\theta) P(d\theta) \\ &\leq \sup_{P \in \mathcal{P}^{\text{co}}} \int_{\Theta} X(\theta) P(d\theta). \end{aligned} \quad (5)$$

Let now $X = \bar{L} \mathbb{1}_A$. Notice that since $\mathcal{L}_{\theta}^{\text{co}}$ is weak*-compact, by (1) so is \mathcal{L} . This implies that $\underline{L}, \bar{L} \in \mathcal{L}$, since a compact set always contains its boundary, so $\bar{L} \in \mathcal{X}$ as well, and in turn $\bar{L} \mathbb{1}_A \in \mathcal{X}$. Fix then any $L \in \mathcal{L}$ and put $h = L \mathbb{1}_A$. It is immediate to see that h is non-negative and upper semi-continuous. Then, by (5), we have that for all $\epsilon > 0$

$$\begin{aligned} \left[\sup_{P \in \mathcal{P}^{\text{co}}} \int_{\Theta} \bar{L}(\theta) \mathbb{1}_A(\theta) P(d\theta) \right] - \epsilon &< \\ \sup_{P \in \mathcal{P}^{\text{co}}} \int_{\Theta} L(\theta) \mathbb{1}_A(\theta) P(d\theta) &\leq \sup_{P \in \mathcal{P}^{\text{co}}} \int_{\Theta} \bar{L}(\theta) \mathbb{1}_A(\theta) P(d\theta). \end{aligned} \quad (6)$$

Combining (4) and (6), we obtain

$$\begin{aligned} &\left[\sup_{P \in \mathcal{P}^{\text{co}}} \int_{\Theta} \bar{L}(\theta) \mathbb{1}_A(\theta) P(d\theta) \right] - \epsilon \\ &< \int_{\Theta} L(\theta) \mathbb{1}_A(\theta) \check{P}(d\theta) \leq \sup_{P \in \mathcal{P}^{\text{co}}} \int_{\Theta} \bar{L}(\theta) \mathbb{1}_A(\theta) P(d\theta), \end{aligned} \quad (7)$$

for all $L \in \mathcal{L}$.

Pick now any $\epsilon > 0$ and put

$$\begin{aligned} k &:= \sup_{P \in \mathcal{P}^{\text{co}}} \int_{\Theta} \bar{L}(\theta) \mathbb{1}_A(\theta) P(d\theta) \\ &+ \inf_{P \in \mathcal{P}^{\text{co}}} \int_{\Theta} \underline{L}(\theta) \mathbb{1}_{A^c}(\theta) P(d\theta) > 0. \end{aligned}$$

Choose any $L \in \mathcal{L}$ and $\delta \in (0, \epsilon k)$. By (7) we have that $[\sup_{P \in \mathcal{P}^{\text{co}}} \int_{\Theta} \bar{L}(\theta) \mathbb{1}_A(\theta) P(d\theta)] - \delta < \int_{\Theta} L(\theta) \mathbb{1}_A(\theta) \check{P}(d\theta)$ and that $[\inf_{P \in \mathcal{P}^{\text{co}}} \int_{\Theta} \underline{L}(\theta) \mathbb{1}_{A^c}(\theta) P(d\theta)] + \delta > \int_{\Theta} L(\theta) \mathbb{1}_{A^c}(\theta) \check{P}(d\theta)$. Recall that $\mathbf{c} := \sup_{P \in \mathcal{P}^{\text{co}}} \int_{\Theta} \bar{L}(\theta) \mathbb{1}_A(\theta) P(d\theta) + \inf_{P \in \mathcal{P}^{\text{co}}} \int_{\Theta} \underline{L}(\theta) \mathbb{1}_{A^c}(\theta) P(d\theta)$, and define $\mathbf{d} :=$

$\int_{\Theta} L(\theta) \mathbb{1}_A(\theta) \check{P}(d\theta) + \int_{\Theta} L(\theta) \mathbb{1}_{A^c}(\theta) \check{P}(d\theta)$. Then,

$$\begin{aligned} \check{P}_D(A) &= \frac{\int_{\Theta} L(\theta) \mathbb{1}_A(\theta) \check{P}(d\theta)}{\mathbf{d}} \\ &\geq \frac{\left[\sup_{P \in \mathcal{P}^{\text{co}}} \int_{\Theta} \bar{L}(\theta) \mathbb{1}_A(\theta) P(d\theta) \right] - \delta}{\mathbf{c} + \delta - \delta} \\ &= \frac{\sup_{P \in \mathcal{P}^{\text{co}}} \int_{\Theta} \bar{L}(\theta) \mathbb{1}_A(\theta) P(d\theta)}{\mathbf{c}} - \frac{\delta}{k} \\ &> \frac{\sup_{P \in \mathcal{P}^{\text{co}}} \int_{\Theta} \bar{L}(\theta) \mathbb{1}_A(\theta) P(d\theta)}{\mathbf{c}} - \epsilon. \end{aligned}$$

Since this holds for all $\epsilon > 0$, we have that

$$\sup_{P_D \in \mathcal{P}_D^{\text{co}}} P_D(A) = \frac{\sup_{P \in \mathcal{P}^{\text{co}}} \int_{\Theta} \bar{L}(\theta) \mathbb{1}_A(\theta) P(d\theta)}{\mathbf{c}},$$

concluding the proof. \square

Proof of Lemma 8. In their works [59, 62], the authors show that concave upper probabilities are closed with respect to the generalized Bayes' rule. In particular, this means that, if we let $\mathbf{b} := \sup_{P \in \mathcal{P}^{\text{co}}} \int_{\Theta} L(\theta) \mathbb{1}_A(\theta) P(d\theta) + \inf_{P \in \mathcal{P}^{\text{co}}} \int_{\Theta} L(\theta) \mathbb{1}_{A^c}(\theta) P(d\theta)$, for any fixed $A \in \mathcal{B}$, if \bar{P} is concave, then for all $L \in \mathcal{L}$

$$\bar{P}_D(A) = \frac{\sup_{P \in \mathcal{P}^{\text{co}}} \int_{\Theta} L(\theta) \mathbb{1}_A(\theta) P(d\theta)}{\mathbf{b}} \quad (8)$$

is concave. But since $\mathcal{L}_{\theta}^{\text{co}}$ is weak*-compact (by our assumption and [46, Proposition 3]), by (1) so is \mathcal{L} . This implies that $\underline{L}, \bar{L} \in \mathcal{L}$, since a compact set always contains its boundary. Call then $L' = \bar{L} \mathbb{1}_A + \underline{L} \mathbb{1}_{A^c}$. It is immediate to see that $L' \in \mathcal{L}$. Then, by (8) we have that if we call $\mathbf{b}' := \sup_{P \in \mathcal{P}^{\text{co}}} \int_{\Theta} L'(\theta) \mathbb{1}_A(\theta) P(d\theta) + \inf_{P \in \mathcal{P}^{\text{co}}} \int_{\Theta} L'(\theta) \mathbb{1}_{A^c}(\theta) P(d\theta)$, it follows that

$$\begin{aligned} \bar{P}_D(A) &= \frac{\sup_{P \in \mathcal{P}^{\text{co}}} \int_{\Theta} L'(\theta) \mathbb{1}_A(\theta) P(d\theta)}{\mathbf{b}'} \\ &= \frac{\sup_{P \in \mathcal{P}^{\text{co}}} \int_{\Theta} \bar{L}(\theta) \mathbb{1}_A(\theta) P(d\theta)}{\mathbf{c}} \end{aligned}$$

is concave, concluding the proof. \square

Proof of Theorem 10. Suppose Ω is uncountable. First notice that, since we assumed $\frac{dP}{d\mu}$ to be continuous and bounded for all $P \in \mathcal{P}$, then so is $\log \circ \frac{dP}{d\mu}$, for all $P \in \mathcal{P}$, since composing a continuous function with a continuous and bounded one gives us a continuous and bounded function. This entails that the Choquet integrals of $\log \circ \frac{dP}{d\mu}$ with respect to \underline{P} and \bar{P} are both well defined. In addition, being continuous and bounded, both $\frac{dP}{d\mu}$ and $\log \circ \frac{dP}{d\mu}$ attain their infima and suprema thanks to Weierstrass' extreme value theorem, for all $P \in \mathcal{P}$. Hence, all the Choquet integrals used in this proof are well defined.

Then, we have the following

$$\begin{aligned}\overline{H}(P) &:= \sup_{P \in \mathcal{P}} H(P) = \sup_{P \in \mathcal{P}} \left(- \int_{\Omega} \log \left[\frac{dP}{d\mu}(\omega) \right] P(d\omega) \right) \\ &= \sup_{P \in \mathcal{P}} \int_{\Omega} (-\log) \left[\frac{dP}{d\mu}(\omega) \right] P(d\omega) \\ &\leq \sup_{P \in \mathcal{P}} \int_{\Omega} \sup_{P \in \mathcal{P}} \left\{ (-\log) \left(\frac{dP}{d\mu}(\omega) \right) \right\} P(d\omega)\end{aligned}\tag{9}$$

$$\leq \int_{\Omega} \sup_{P \in \mathcal{P}} \left\{ (-\log) \left(\frac{dP}{d\mu}(\omega) \right) \right\} \overline{P}(d\omega)\tag{10}$$

$$= - \int_{\Omega} \inf_{P \in \mathcal{P}} \left\{ \log \left(\frac{dP}{d\mu}(\omega) \right) \right\} \overline{P}(d\omega)\tag{11}$$

$$= - \int_{\Omega} \log \left(\inf_{P \in \mathcal{P}} \frac{dP}{d\mu}(\omega) \right) \overline{P}(d\omega)\tag{12}$$

$$= - \int_{\Omega} \log [\underline{\pi}(\omega)] \overline{P}(d\omega) = H(\overline{P}).$$

The inequality in (9) is true because for all $\omega \in \Omega$,

$$\sup_{P \in \mathcal{P}} \left\{ (-\log) \left(\frac{dP}{d\mu}(\omega) \right) \right\} \geq (-\log) \left(\frac{dP}{d\mu}(\omega) \right).$$

The inequality in (10) is a property of Choquet integrals taken with respect to upper probabilities [46]. The equality in (11) is true because for a generic function f , we have that $\sup -f = -\inf f$. Finally, the equality in (12) is true because the logarithm is a strictly increasing function. By [46, Theorem 38], if \overline{P} is concave, then inequality (10) holds with an equality, and so the bound is tighter.

The proof for $\underline{H}(P) \geq H(\underline{P})$ is similar; we use the facts that

- $\inf_{P \in \mathcal{P}} \left\{ (-\log) \left(\frac{dP}{d\mu}(\omega) \right) \right\} \leq (-\log) \left(\frac{dP}{d\mu}(\omega) \right)$, for all $\omega \in \Omega$;
- by [46],

$$\begin{aligned}&\inf_{P \in \mathcal{P}} \int_{\Omega} \inf_{P \in \mathcal{P}} \left\{ (-\log) \left(\frac{dP}{d\mu}(\omega) \right) \right\} P(d\omega) \\ &\geq \int_{\Omega} \inf_{P \in \mathcal{P}} \left\{ (-\log) \left(\frac{dP}{d\mu}(\omega) \right) \right\} \underline{P}(d\omega);\end{aligned}\tag{13}$$

- for a generic function f , $\inf -f = -\sup f$;
- by [46, Theorem 38], if \underline{P} is convex, then (13) holds with an equality.

Suppose now Ω is at most countable; in this case, we do not need any assumptions to make the Choquet integrals well defined, since we will not deal with density functions. The

following holds

$$\begin{aligned}\bar{H}(P) &:= \sup_{P \in \mathcal{P}} H(P) = \sup_{P \in \mathcal{P}} \left(- \sum_{\omega \in \Omega} P(\{\omega\}) \log [P(\{\omega\})] \right) \\ &= \sup_{P \in \mathcal{P}} \sum_{\omega \in \Omega} P(\{\omega\}) (-\log) [P(\{\omega\})] \\ &\leq \sum_{\omega \in \Omega} \sup_{P \in \mathcal{P}} \{P(\{\omega\}) (-\log) [P(\{\omega\})]\} \tag{14}\end{aligned}$$

$$\leq \sum_{\omega \in \Omega} \bar{P}(\{\omega\}) \sup_{P \in \mathcal{P}} (-\log) [P(\{\omega\})] \tag{15}$$

$$= - \sum_{\omega \in \Omega} \bar{P}(\{\omega\}) \inf_{P \in \mathcal{P}} \log [P(\{\omega\})] \tag{16}$$

$$= - \sum_{\omega \in \Omega} \bar{P}(\{\omega\}) \log \left[\inf_{P \in \mathcal{P}} P(\{\omega\}) \right] \tag{17}$$

$$= - \sum_{\omega \in \Omega} \bar{P}(\{\omega\}) \log [\underline{P}(\{\omega\})] = H(\bar{P}).$$

The inequality in (14) comes from the well known fact that the sum of the suprema is at least equal to the supremum of the sum. The inequality in (15) comes from the fact that for differentiable functions, the product of the suprema is at least equal to the supremum of the product. The equality in (16) is true because for a generic function f , we have that $\sup -f = -\inf f$. Finally, the equality in (17) is true because the logarithm is a strictly increasing function. By [46, Theorem 38], if \bar{P} is concave, then inequality (14) holds with an equality, and so the bound is tighter.

The proof for $\underline{H}(P) \geq H(\underline{P})$ is similar; we use the facts that

- the sum of the infima is at most equal to the infimum of the sum;
- for differentiable functions, the product of the infima is at most equal to the infimum of the product;
- for a generic function f , $\inf -f = -\sup f$;
- by [46, Theorem 38], if \underline{P} is convex, then $\inf_{P \in \mathcal{P}} \sum_{\omega \in \Omega} P(\{\omega\}) (-\log) [P(\{\omega\})] = \sum_{\omega \in \Omega} \inf_{P \in \mathcal{P}} \{P(\{\omega\}) (-\log) [P(\{\omega\})]\}$.

□

Proof of Lemma 13. Fix any $p \in [1, \infty]$ and pick any $\check{P} \in \mathcal{P}$. Because $\Phi_p^+(\check{P}, n) \subset \Phi_p^+(\mathcal{P}, n)$, then $\inf_{\alpha \in \Phi_p^+(\mathcal{P}, n)} W_p(\alpha, P')$ can only be either equal or smaller than $\inf_{\alpha \in \Phi_p^+(\check{P}, n)} W_p(\alpha, P')$. Now, if $\inf_{\alpha \in \Phi_p^+(\mathcal{P}, n)} W_p(\alpha, P') = \inf_{\alpha \in \Phi_p^+(\check{P}, n)} W_p(\alpha, P')$, then $W_p^+(\mathcal{P}, P') = W_p^+(\check{P}, P')$. If instead $\inf_{\alpha \in \Phi_p^+(\mathcal{P}, n)} W_p(\alpha, P') < \inf_{\alpha \in \Phi_p^+(\check{P}, n)} W_p(\alpha, P')$, then $W_p^+(\mathcal{P}, P') < W_p^+(\check{P}, P')$. This concludes the first part of the proof. Fix then any convex functional f on \mathbb{R} such that $f(0) = 1$; the proof is similar for f -divergences. □

Proof of Lemma 14. The proof is very similar to that of Lemma 13. □

REFERENCES

- [1] Joaquín Abellán, George Jiří Klir, and Serafín Moral. Disaggregated total uncertainty measure for credal sets. *International Journal of General Systems*, 1(35):29–44, 2006.
- [2] Joaquín Abellán and Serafín Moral. A non-specificity measure for convex sets of probability distributions. *International Journal of Uncertainty, Fuzziness and Knowledge-Based Systems*, 8(3):357–367, 2000.
- [3] David Avis and Komei Fukuda. Reverse search for enumeration. *Discrete Applied Mathematics*, 65:21–46, 1996.
- [4] James O. Berger. The robust Bayesian viewpoint. In Joseph B. Kadane, editor, *Robustness of Bayesian Analyses*. Amsterdam : North-Holland, 1984.
- [5] Jose M. Bernardo. Reference posterior distributions for Bayesian inference. *Journal of the Royal Statistical Society: Series B*, 41(2):113–128, 1979.
- [6] Yuhang Cai and Lek-Heng Lim. Distances between probability distributions of different dimensions. *IEEE Transactions on Information Theory*, 68(6):4020–4031, 2022.
- [7] Michele Caprio and Ruobin Gong. Dynamic precise and imprecise probability kinematics. *Available at arXiv:2110.04382*, 2023.
- [8] Simone Cerreia-Vioglio, Fabio Maccheroni, and Massimo Marinacci. Ergodic theorems for lower probabilities. *Proceedings of the American Mathematical Society*, 144:3381–3396, 2015.
- [9] David M. Chickering, David Heckerman, and Christopher Meek. Large-sample learning of Bayesian networks is NP-hard. *The Journal of Machine Learning Research*, 5:1287–1330, 2004.
- [10] Giorgio Corani, Alessandro Antonucci, and Marco Zaffalon. *Bayesian Networks with Imprecise Probabilities: Theory and Application to Classification*, chapter 4 of Data Mining: Foundations and Intelligent Paradigms: Volume 1: Clustering, Association and Classification, pages 49–93. Berlin, Germany : Springer, 2012.
- [11] Fabio Gagliardi Cozman. Credal networks. *Artificial Intelligence*, 120:199–233, 2000.
- [12] Chiara Dalla Man, Francesco Micheletto, Dayu Lv, Marc D. Breton, Boris Kovatchev, and Claudio Cobelli. The UVA/PADOVA type 1 diabetes simulator: New features. *Journal of Diabetes Science and Technology*, 8(1):26–34, 2013.
- [13] Bruno de Finetti. *Theory of Probability*, volume 1. New York : Wiley, 1974.
- [14] Bruno de Finetti. *Theory of Probability*, volume 2. New York : Wiley, 1975.
- [15] Stefan Depeweg, Jose-Miguel Hernandez-Lobato, Finale Doshi-Velez, and Steffen Udluft. Decomposition of uncertainty in Bayesian deep learning for efficient and risk-sensitive learning. In *International Conference on Machine Learning*, pages 1184–1193. PMLR, 2018.
- [16] Didier Dubois and Eyke Hüllermeier. Comparing probability measures using possibility theory: A notion of relative peakedness. *International Journal of Approximate Reasoning*, 45(2):364–385, 2007. Eighth European Conference on Symbolic and Quantitative Approaches to Reasoning with Uncertainty (ECSQARU 2005).
- [17] Souradeep Dutta, Taisa Kushner, and Sriram Sankaranarayanan. Robust data-driven control of artificial pancreas systems using neural networks. In Milan Česka and David Šafránek, editors, *Computational Methods in Systems Biology*, pages 183–202, Cham, 2018. Springer International Publishing.
- [18] Romain Egele, Romit Maulik, Krishnan Raghavan, Prasanna Balaprakash, and Bethany Lusch. Autodeuq: Automated deep ensemble with uncertainty quantification. *CoRR*, abs/2110.13511, 2021.
- [19] Daniel Ellsberg. Risk, ambiguity, and the Savage axioms. *The Quarterly Journal of Economics*, 75(4):643–669, 1961.
- [20] Benoît Fortin, Samir Hachour, and François Delmotte. Multi-target PHD tracking and classification using imprecise likelihoods. *International Journal of Approximate Reasoning*, 90:17–36, 2017.
- [21] Soumya Ghosh, Jiayu Yao, and Finale Doshi-Velez. Model selection in Bayesian neural networks via horseshoe priors. *Journal of Machine Learning Research*, 20(182):1–46, 2019.
- [22] Itzhak Gilboa and Massimo Marinacci. Ambiguity and the Bayesian paradigm. In Daron Acemoglu, Manuel Arellano, and Eddie Dekel, editors, *Advances in Economics and Econometrics, Tenth World Congress*, volume 1. Cambridge : Cambridge University Press, 2013.

-
- [23] Ethan Goan and Clinton Fookes. *Bayesian Neural Networks: An Introduction and Survey*, pages 45–87. Cham, Switzerland : Springer International Publishing, 2020.
 - [24] Ruobin Gong and Xiao-Li Meng. Judicious judgment meets unsettling updating: dilation, sure loss, and Simpson’s paradox. *Statistical Science*, 36(2):169–190, 2021.
 - [25] Chuan Guo, Geoff Pleiss, Yu Sun, and Kilian Q Weinberger. On calibration of modern neural networks. In *International conference on machine learning*, pages 1321–1330. PMLR, 2017.
 - [26] Dan Hendrycks and Thomas G. Dietterich. Benchmarking neural network robustness to common corruptions and perturbations. *CoRR*, abs/1903.12261, 2019.
 - [27] Peter J. Huber and Elvezio M. Ronchetti. *Robust statistics*. Wiley Series in Probability and Statistics. Hoboken, New Jersey : Wiley, 2nd edition, 2009.
 - [28] Eyke Hüllermeier and Willem Waegeman. Aleatoric and epistemic uncertainty in machine learning: an introduction to concepts and methods. *Machine Learning*, 3(110):457–506, 2021.
 - [29] Pavel Izmailov, Patrick Nicholson, Sanae Lotfi, and Andrew G Wilson. Dangers of bayesian model averaging under covariate shift. In M. Ranzato, A. Beygelzimer, Y. Dauphin, P.S. Liang, and J. Wortman Vaughan, editors, *Advances in Neural Information Processing Systems*, volume 34, pages 3309–3322. Curran Associates, Inc., 2021.
 - [30] Pavel Izmailov, Sharad Vikram, Matthew D Hoffman, and Andrew Gordon Gordon Wilson. What are Bayesian neural network posteriors really like? In Marina Meila and Tong Zhang, editors, *Proceedings of the 38th International Conference on Machine Learning*, volume 139, pages 4629–4640. PMLR, 2021.
 - [31] Harold Jeffreys. An invariant form for the prior probability in estimation problems. *Proceedings of the Royal Society A*, 186(1007):453–461, 1946.
 - [32] Laurent Valentin Jospin, Hamid Laga, Farid Boussaid, Wray Buntine, and Mohammed Bennamoun. Hands-on Bayesian neural networks – A tutorial for deep learning users. *IEEE Computational Intelligence Magazine*, 17(2):29–48, 2022.
 - [33] Sanyam Kapoor, Wesley J Maddox, Pavel Izmailov, and Andrew Gordon Wilson. On uncertainty, tempering, and data augmentation in bayesian classification. *arXiv preprint arXiv:2203.16481*, 2022.
 - [34] Alex Kendall and Yarin Gal. What uncertainties do we need in bayesian deep learning for computer vision? *Advances in neural information processing systems*, 30, 2017.
 - [35] John Klein, Christèle Lecomte, and Pierre Miché. Hierarchical and conditional combination of belief functions induced by visual tracking. *International Journal of Approximate Reasoning*, 51(4):410–428, 2010.
 - [36] Ranganath Krishnan, Mahesh Subedar, and Omesh Tickoo. MOPED: efficient priors for scalable variational inference in bayesian deep neural networks. *CoRR*, abs/1906.05323, 2019.
 - [37] Alex Krizhevsky, Vinod Nair, and Geoffrey Hinton. CIFAR-10 (Canadian Institute for Advanced Research). Available at <http://www.cs.toronto.edu/~kriz/cifar.html>, 2009.
 - [38] Meelis Kull and Peter A. Flach. Reliability Maps: A Tool to Enhance Probability Estimates and Improve Classification Accuracy. In Toon Calders, Floriana Esposito, Eyke Hüllermeier, and Rosa Meo, editors, *Machine Learning and Knowledge Discovery in Databases*, Lecture Notes in Computer Science, pages 18–33, Berlin, Heidelberg, 2014. Springer.
 - [39] Taisa Kushner, David Bortz, David M. Maahs, and Sriram Sankaranarayanan. A data-driven approach to artificial pancreas verification and synthesis. In *Proceedings of the 9th ACM/IEEE International Conference on Cyber-Physical Systems, ICCPS ’18*, pages 242–252. IEEE Press, 2018.
 - [40] Jouko Lampinen and Aki Vehtari. Bayesian approach for neural networks - review and case studies. *Neural Networks*, 4:257–274, 2001.
 - [41] Daniel Lassiter. Representing credal imprecision: from sets of measures to hierarchical Bayesian models. *Philosophical Studies*, 177(6):1463–1485, 2020.
 - [42] Yann Lecun, Léon Bottou, Yoshua Bengio, and Patrick Haffner. Gradient-based learning applied to document recognition. *Proceedings of the IEEE*, 86(11):2278–2324, 1998.
 - [43] Peter Lenk and Bryan Orme. The value of informative priors in Bayesian inference with sparse data. *Journal of Marketing Research*, 46(6):832–845, 2009.
 - [44] Isaac Levi. *The Enterprise of Knowledge*. London, UK : MIT Press, 1980.

- [45] Shireen Kudukkil Manchingal and Fabio Cuzzolin. Epistemic deep learning. *Available at arxiv:2206.07609*, 2022.
- [46] Massimo Marinacci and Luigi Montrucchio. Introduction to the mathematics of ambiguity. In Itzhak Gilboa, editor, *Uncertainty in economic theory: a collection of essays in honor of David Schmeidler's 65th birthday*. London : Routledge, 2004.
- [47] Norman Mu and Justin Gilmer. MNIST-C: A robustness benchmark for computer vision. *CoRR*, abs/1906.02337, 2019.
- [48] Yuval Netzer, Tao Wang, Adam Coates, Alessandro Bissacco, Bo Wu, and Andrew Y. Ng. Reading digits in natural images with unsupervised feature learning. In *NIPS Workshop on Deep Learning and Unsupervised Feature Learning 2011*, 2011.
- [49] Matthew O’Kelly, Hongrui Zheng, Dhruv Karthik, and Rahul Mangharam. F1TENTH: An Open-source Evaluation Environment for Continuous Control and Reinforcement Learning. In *Proceedings of the NeurIPS 2019 Competition and Demonstration Track*, pages 77–89. PMLR, 2020.
- [50] Sangdon Park, Osbert Bastani, Nikolai Matni, and Insup Lee. PAC confidence sets for deep neural networks via calibrated prediction. In *8th International Conference on Learning Representations*, 2020.
- [51] Luis Raul Pericchi. Sets of prior probabilities and bayesian robustness. *Documentation Section on the website of the Society for Imprecise Probability Theory and Applications (SIPTA)*, 1998.
- [52] Robin Senge, Stefan Bösner, Krzysztof Dembczyński, Jörg Haasenritter, Oliver Hirsch, Norbert Donner-Banzhoff, and Eyke Hüllermeier. Reliable classification: Learning classifiers that distinguish aleatoric and epistemic uncertainty. *Information Sciences*, 255:16–29, January 2014.
- [53] Lewis Smith and Yarin Gal. Understanding measures of uncertainty for adversarial example detection. *arXiv preprint arXiv:1803.08533*, 2018.
- [54] Bjørnar Tessem. Interval probability propagation. *International Journal of Approximate Reasoning*, 7(3):95–120, 1992.
- [55] D. Michael Titterton. Bayesian methods for neural networks and related models. *Statistical Science*, 19(1):128–139, 2004.
- [56] Krasymyr Tretiak, Georg Schollmeyer, and Scott Ferson. Neural network model for imprecise regression with interval dependent variables. *Available at arXiv:2206.02467*, 2022.
- [57] Matthias C.M. Troffaes and Gert de Cooman. *Lower Previsions*. Chichester, United Kingdom : John Wiley and Sons, 2014.
- [58] Renukanandan Tumu, Lars Lindemann, Truong Nghiem, and Rahul Mangharam. Physics Constrained Motion Prediction with Uncertainty Quantification, 2023. arXiv:2302.01060.
- [59] Peter Walley. Coherent lower (and upper) probabilities. Technical report, University of Warwick, Coventry, 1981.
- [60] Peter Walley. *Statistical Reasoning with Imprecise Probabilities*, volume 42 of *Monographs on Statistics and Applied Probability*. London : Chapman and Hall, 1991.
- [61] Hao Wang and Dit-Yan Yeung. A survey on Bayesian deep learning. *ACM Computing Surveys*, 53(5):1–37, 2021.
- [62] Larry A. Wasserman and Joseph B. Kadane. Bayes’ theorem for Choquet capacities. *The Annals of Statistics*, 18(3):1328–1339, 1990.
- [63] Han Xiao, Kashif Rasul, and Roland Vollgraf. Fashion-MNIST: a novel image dataset for benchmarking machine learning algorithms. *CoRR*, abs/1708.07747, 2017.

PRECISE CENTER, DEPT. OF COMPUTER AND INFORMATION SCIENCE, UNIVERSITY OF PENNSYLVANIA, 3330 WALNUT STREET, PHILADELPHIA, PA 19104

Email address: {caprio,duttaso,jangkj,vilin,sokolsky,lee}@seas.upenn.edu

DEPT. OF COMPUTER SCIENCE, RENSSELAER POLYTECHNIC INSTITUTE, 110 EIGHTH STREET, TROY, NY 12180

Email address: ivanor@rpi.edu