

Stochastic Online Instrumental Variable Regression: Regrets for Endogeneity and Bandit Feedback

Riccardo Della Vecchia
Université de Lille, Inria, CNRS,
F-59000 Lille, France
ric.della-vecchia@gmail.com

Debabrota Basu
Université de Lille, Inria, CNRS,
F-59000 Lille, France
debabrota.basu@inria.fr

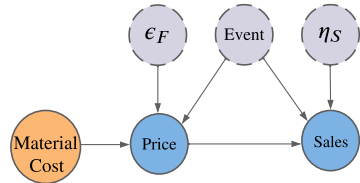
Abstract

Endogeneity, i.e. the dependence of noise and covariates, is a common phenomenon in real data due to omitted variables, strategic behaviours, measurement errors etc. In contrast, the existing analyses of stochastic online linear regression with unbounded noise and linear bandits depend heavily on exogeneity, i.e. the independence of noise and covariates. Motivated by this gap, we study the *over- and just-identified Instrumental Variable (IV) regression, specifically Two-Stage Least Squares, for stochastic online learning*, and propose to use an online variant of Two-Stage Least Squares, namely O2SLS. We show that O2SLS achieves $\mathcal{O}(d_{\mathbf{x}}d_{\mathbf{z}} \log^2 T)$ identification and $\tilde{\mathcal{O}}(\gamma\sqrt{d_{\mathbf{z}}T})$ oracle regret after T interactions, where $d_{\mathbf{x}}$ and $d_{\mathbf{z}}$ are the dimensions of covariates and IVs, and γ is the bias due to endogeneity. For $\gamma = 0$, i.e. under exogeneity, O2SLS exhibits $\mathcal{O}(d_{\mathbf{x}}^2 \log^2 T)$ oracle regret, which is of the same order as that of the stochastic online ridge. Then, we leverage O2SLS as an oracle to design OFUL-IV, a stochastic linear bandit algorithm to tackle endogeneity. OFUL-IV yields $\tilde{\mathcal{O}}(\sqrt{d_{\mathbf{x}}d_{\mathbf{z}}T})$ regret that matches the regret lower bound under exogeneity. For different datasets with endogeneity, we experimentally show efficiencies of O2SLS and OFUL-IV.

1 Introduction

Example 1.1 (Learning price-sales dynamics). *A market analyst wants to learn how price of a food item at a given day t affects the sales of the item, given a daily stream of data of food prices and sales. Further goal is to help any restaurant or food production company to understand how setting price of a food item is going to increase the sales. The analyst decides to run online linear regression to learn the relation Price \rightarrow Sales (Fig. 1a). This is equivalent to learning β in the second-stage $\text{Sales}_t = \beta \times \text{Price}_t + \eta_t$ (Figure 1b). The analyst considers η_t to be an i.i.d. sub-Gaussian noise due to unintentional external factors. They are independent of the covariates in this regression, i.e. MaterialCost and Price. After running regression, she learns that increasing the price decreases sale of the item, i.e. $\beta = -1$.*

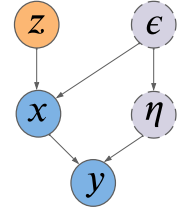
Like this example, online regression is a founding component of online learning [Kivinen et al., 2004], sequential testing [Kazerouni and Wein, 2021], contextual bandits [Foster and Rakhlin, 2020], and reinforcement learning [Ouhamma et al., 2022]. Especially, online linear regression is widely used and analysed to design efficient algorithms with theoretical guarantees [Greene, 2003, Abbasi-Yadkori et al., 2011b, Hazan and Koren, 2012]. In linear regression, the *outcome* (or output variable) $Y \in \mathbb{R}$, and the *input features* (or covariates, or treatments) $\mathbf{X} \in \mathbb{R}^d$ are related by a structural equation: $Y = \boldsymbol{\beta}^T \mathbf{X} + \eta$, where $\boldsymbol{\beta}$ is the *true parameter* and η is the observational noise with variance σ^2 . *The goal is to estimate $\boldsymbol{\beta}$ from an observational dataset.* Two common assumptions in the analysis of linear regression are (i) bounded observations and covariates [Vovk, 1997, Bartlett et al., 2015, Gaillard et al., 2019], and (ii) *exogeneity*, i.e. independence of the noise η and the input features \mathbf{X} ($\mathbb{E}[\eta|\mathbf{X}] = 0$) [Abbasi-Yadkori et al., 2011b, Ouhamma et al., 2021].



(a) Graphical Model of Example 1.1

$$\begin{aligned}
 &\text{--First Stage--} \\
 \text{Price}_t &= \theta \times \underbrace{\text{MaterialCost}_t}_{\text{IV } z_t} + \underbrace{\rho_F \times \text{Event}_t + \epsilon_{F,t}}_{\epsilon_t} \\
 &\text{--Second Stage--} \\
 \underbrace{\text{Sales}_t}_{\text{Outcome } y_t} &= \beta \times \underbrace{\text{Price}_t}_{\text{Covariate } x_t} + \underbrace{\rho_S \times \text{Event}_t + \eta_{S,t}}_{\eta_t}
 \end{aligned}$$

(b) Two-stages of IV Regression



(c) DAG of 2SLS at t

Figure 1: Relations between IVs (green), Covariates (blue), and Outcome (blue) in Example 1.1 and in general for Online Two-stage Regression. Unobserved variables are in dotted circles. Observed quantities are in solid circles.

Under exogeneity, researchers have studied scenarios where the observational noise is unbounded and has only bounded variance σ^2 . But this setting asks for a different technical analysis than the bounded adversarial setting popular in online regression literature. For example, Ouhamma et al. [2021] analyse online forward and online ridge regressions in the unbounded stochastic setting.

Example 1.1 (Continued). *If a big festival happens in a city, a restaurant owner can increase price of the food knowing still the sales will increase. This event contradicts the analyst’s previously learnt parameter. Thus, as she incorporates the price-sales data of this city, the estimated β changes, for example, to -0.5 . Because her algorithm assumes exogeneity of noise and covariates, while in reality the omitted variable Event_t affects both price and sales (Fig. 1a). Hence, the covariate Price_t , gets correlated with the noise, $\eta_t = \rho_S \text{Event}_t + \eta_{S,t}$ (Fig. 1b). Price_t is called an endogenous variable.*

Similar to this example, in real-life, *endogeneity*, i.e. dependence between noise and covariates ($\mathbb{E}[\eta|X] \neq 0$) [Greene, 2003, Angrist et al., 1996] is often observed due to omitted explanatory variables, strategic behaviours during data generation, measurement errors, the dependence of the output and the covariates on unobserved confounding variables etc. [Wald, 1940, Mogstad et al., 2021, Zhu et al., 2022]. Motivated by such scenarios, *we analyse online linear regression aiming to estimate β accurately from endogenous observational data, where noise is stochastic and unbounded.*

Instrumental Variable (IV) regression. Historically, IVs are introduced to identify and quantify the causal effects of endogenous covariates [Newey and Powell, 2003]. IVs are widely used in economics [Wright, 1928, Mogstad et al., 2021], causal inference [Rubin, 1974, Hernan and Robins, 2020, Harris et al., 2022], bio-statistics and epidemiology [Burgess et al., 2017]. One popular framework is to choose IVs which heavily influence the covariates but are independent of the exogenous noise. Following that, one aims to learn the relations between IVs and covariates in one stage, then uses the predicted values of covariates to learn the relation between covariates and the outcome variables in the next stage. This approach to conducting two stages of linear regression using IVs is called *Two Stage Least Squares Regression (2SLS)* [Angrist and Imbens, 1995, Angrist et al., 1996]. 2SLS has become the standard tool in economics, social sciences, and statistics to study the effect of treatments on outcomes involving endogeneity. Recently, in machine learning, researchers have extended traditional 2SLS to nonlinear structures, non-compliant instruments, and corrupted observations using deep learning [Liu et al., 2020, Xu et al., 2020, 2021], graphical models [Stirn and Jebara, 2018], and kernel regression [Zhu et al., 2022].

Example 1.1 (Continued). *To rectify the error due to endogeneity, the analyst further studies the main factors behind pricing and observes that Price_t depends on material cost of the required components MaterialCost_t . She also observes that MaterialCost_t is independent of the omitted variable Event_t . To rectify the error due to endogeneity, the analyst observes that MaterialCost_t is*

independent of the omitted variable Event_t . Thus, she chooses MaterialCost_t to be an **Instrumental Variable (IV)**. She runs an online linear regression to learn the relation between Price_t and MaterialCost_t . This is equivalent to learning θ in the first-stage $\text{Price}_t = \theta \times \text{MaterialCost}_t + \epsilon_t$, where exogeneity is obeyed. She learns that an increase in material cost increases the price, say $\theta = 1$. Now, she uses the prices predicted at time t , by the first-stage regressor, as the second-stage covariates, and uses them further the relation between price and sales in the second-stage. This leads her to an estimate of the second-stage parameter β , say -1.01 , which is accurate even under endogeneity.

Thus, we are interested in studying the 2SLS approach for online learning. But the existing analyses of 2SLS are asymptotic, i.e. what can be learned if we have access to an infinite number of samples in an offline setting [Singh et al., 2020, Liu et al., 2020, Nareklshvili et al., 2022]. In applications, this analysis is vacuous as one has access to only finite samples. Additionally, in practice, it is natural to acquire the data sequentially as treatments are chosen on-the-go and then to learn the structural equation from the sequential data [Venkatraman et al., 2016]. This motivates us to analyse the online extension of 2SLS, named O2SLS.

Additionally, as stated in Example 1.1, the goal of the analyst might be to aid a restaurant owner or food supplier to strategically decide on a price of the food item from a price range and also corresponding raw material cost among multiple suppliers to improve the sales as much as possible. At this point, the estimation of the first- and second-stage parameters aid in sequential decision making, leading to the maximisation of accumulated outcomes over time. This is exactly a linear bandit problem. In this case, the analyst only observes the outcome corresponding to the choice of price and material cost. This is referred to as bandit feedback in online learning literature and studied under the linear bandit formulation [Abbasi-Yadkori et al., 2011a]. This motivates us to extend O2SLS to *linear bandits, where both bandit feedback and endogeneity occur*. In this paper, we investigate two questions:

1. *What is the upper bound on the loss in performance for deploying parameters estimated by O2SLS instead of the true parameters β ? How does estimating the true parameters β influence different performance metrics under endogeneity?*

2. *Can we design efficient algorithms for linear bandits with endogeneity by using O2SLS?*

Our contributions. Our investigation has led to

1. *A non-asymptotic analysis of O2SLS:* First, we identify three notions of regret: *identification regret*, *oracle regret*, and *population regret*. Though all of them are of same order under exogeneity, we show that the relations are more nuanced under endogeneity and unbounded noise (see Appendix B.9). We focus specifically on the identification regret, i.e. the sum of differences between the estimated parameters $\{\beta_t\}_{t=1}^T$, and the true parameter β , and *oracle regret*, i.e. the sum of differences between the losses incurred by the estimated parameters $\{\beta_t\}_{t=1}^T$, and the true parameter β . In Section 3, we theoretically show that O2SLS achieve $\mathcal{O}(d_x d_z \log^2 T)$ identification regret and $\mathcal{O}(d_x d_z \log^2 T + \gamma \sqrt{d_z T \log T})$ oracle regret after receiving T samples from the observational data. Identification regret of O2SLS is d_z multiplicative factor higher than regret of online linear regression under exogeneity, and oracle regret is $\mathcal{O}(\gamma \sqrt{d_z T \log T})$ additive factor higher. These are the costs that O2SLS pay for tackling endogeneity in two stages. In our knowledge, *we are the first to propose a non-asymptotic regret analysis of O2SLS with stochastic and unbounded noise*. Due to two-stages and endogeneity, we can't rely on standard techniques and need to prove concentration bounds for dependent r.v. (Appendix B.6) leading to a novel analysis for Thm. 3.5. We also experimentally demonstrate efficiency of O2SLS on synthetic and real-data with endogeneity (Section 5, Appendix D).

2. *OFUL-IV for linear bandits with endogeneity:* In Section 4, we study the linear bandit problem with endogeneity. *We design an extension of OFUL algorithm used for linear bandit with exogeneity, namely OFUL-IV, to tackle this problem.* OFUL-IV uses O2SLS to estimate the parameters, and corresponding confidence bounds on β to balance exploration–exploitation.

Lemma 3.3 derives a new confidence ellipsoid around O2SLS estimator β_t with a new design matrix \hat{H}_t . Following existing derivations for ridge would ask algorithm to know tight upper bounds on the hidden parameter unlike us. We show that OFUL-IV achieve $\mathcal{O}(\sqrt{d_x d_z T} \log T)$ regret after T interactions. We further experimentally validate that OFUL-IV incurs lower regret under endogeneity than OFUL [Abbasi-Yadkori et al., 2011a] (Section 5, Appendix D).

Related work: Online regression without endogeneity. Our analysis of O2SLS extends the tools and techniques of online linear regression without endogeneity. Analysis of online linear regression began with [Foster, 1991, Littlestone et al., 1991]. Vovk [1997, 2001] show that forward and ridge regressions achieve $\mathcal{O}(d_x Y_{\max}^2 \log T)$ for outcomes with bound Y_{\max} . Bartlett et al. [2015] generalise the analysis further by considering the features known in hindsight. Gaillard et al. [2019] improve the analysis further to propose an optimal algorithm and a lower bound. *These works perform an adversarial analysis with bounded outcomes, covariates, and observational noise, while we focus on the stochastic setting.* Ouhamma et al. [2021] study the stochastic setting with bounded input features and unbounded noise. But they need to assume independence of noise and input features. *In this paper, we analyse online 2SLS under endogeneity and unbounded (stochastic) noise.* We do not assume to know the bound on the outcome and derive high probability bounds for any bounded sequence of features. Previously, Venkatraman et al. [2016] studied O2SLS for system identification but provided only asymptotic analysis.

Related Work: Linear bandits without endogeneity. Linear bandits generalise the setting of online linear regression under bandit feedback [Abbasi-Yadkori et al., 2011a, 2012, Foster and Rakhlin, 2020]. To be specific, in bandit feedback, the algorithm observes only the outcomes for the input features that it has chosen to draw during an interaction. Popular algorithm design techniques, such as optimism-in-the-face-of-uncertainty and Thompson sampling, are extended to propose OFUL [Abbasi-Yadkori et al., 2012] and LinTS [Abeille and Lazaric, 2017], respectively. OFUL and LinTS algorithms demonstrate $\mathcal{O}(d\sqrt{T} \log T)$ and $\mathcal{O}(d^{1.5}\sqrt{T} \log T)$ regret under exogeneity. *Here, we use O2SLS as a regression oracle to develop OFUL-IV for linear bandits with endogeneity. We prove that OFUL-IV achieves $\mathcal{O}(d\sqrt{T} \log T)$ regret.*

Related Work: Instrument-armed bandits. Kallus [2018] is the first to study endogeneity and instrumental variables in a stochastic bandit setting. Stirn and Jebara [2018] propose a Thompson sampling-type algorithm for stochastic bandits, where endogeneity arises due to non-compliant actions. But both Kallus [2018] and Stirn and Jebara [2018] study only the finite-armed bandit setting where arms are independent of each other. In this paper, *we study the stochastic linear bandits with endogeneity requiring different techniques of analysis and algorithm design.* Krishnamurthy et al. [2018] studies a linear contextual bandit setup close to ours, but they assume arm-independent and bounded noise, and thus, yielding significantly different analysis.

Notations: Matrices and vectors are denoted by bold capital and bold small letters (e.g. \mathbf{A} and \mathbf{a}). $\|\cdot\|_p$ is l_p norm of a vector. $\sigma_{\min}(\cdot)$ is minimum singular value and $\|\cdot\|_2$ is operator norm of a matrix. For any vector $\mathbf{y} \in \mathbb{R}^n$ and a positive definite matrix $\mathbf{A} \in \mathbb{R}^{n \times n}$, let us define the norm $\|\mathbf{y}\|_{\mathbf{A}} \triangleq \sqrt{\mathbf{y}^T \mathbf{A} \mathbf{y}} = \sqrt{\langle \mathbf{y}, \mathbf{A} \mathbf{y} \rangle}$.

2 Background: Instrumental variables and offline two-stage least squares

We are given an observational dataset $\{\mathbf{x}_i, y_i\}_{i=1}^n$ consisting of n pairs of input features and outcomes. Here, $y_i \in \mathbb{R}$ and $\mathbf{x}_i \in \mathbb{R}^{d_x}$. Inputs and outcomes are stochastically generated using a linear model

$$y_i = \beta^\top \mathbf{x}_i + \eta_i, \quad (\text{Second stage})$$

where $\beta \in \mathbb{R}^{d_x}$ is the *unknown true parameter vector* of the linear model, and $\eta_i \sim \mathcal{N}(0, \sigma_\eta^2)$ is the *unobserved error* representing all causes of y_i other than \mathbf{x}_i . It is assumed that the error terms η_i

are independent and identically distributed with bounded variance σ_η^2 . The parameter vector β quantifies the causal effect on y_i due to a unit change in a component of \mathbf{x}_i , while retaining other causes of y_i constant. The goal of linear regression is to estimate β by *minimising the square loss over dataset* [Brier, 1950], i.e. $\hat{\beta} \triangleq \operatorname{argmin}_{\beta'} \sum_{i=1}^n (y_i - \beta'^\top \mathbf{x}_i)^2$.

The obtained solution is called the Ordinary Least Square (OLS) estimate of β [Wasserman, 2004], and is a corner stone of online regression [Gaillard et al., 2019] and linear bandit algorithms [Foster and Rakhlin, 2020]. Specifically, if we define the input feature matrix to be $\mathbf{X}_n \triangleq [\mathbf{x}_1, \mathbf{x}_2, \dots, \mathbf{x}_n]^\top \in \mathbb{R}^{n \times d_x}$, the outcome vector to be $\mathbf{y}_n \triangleq [y_1, \dots, y_n]^\top$, and the noise vector is $\boldsymbol{\eta}_n \triangleq [\eta_1, \dots, \eta_n]^\top$, OLS estimator is

$$\hat{\beta}_{\text{OLS}} \triangleq (\mathbf{X}_n^\top \mathbf{X}_n)^{-1} \mathbf{X}_n^\top \mathbf{y}_n = \beta + (\mathbf{X}_n^\top \mathbf{X}_n)^{-1} \mathbf{X}_n^\top \boldsymbol{\eta}_n$$

If \mathbf{x}_i and η_i are independent, i.e. under exogeneity, the OLS estimator is unbiased: $\mathbb{E}[\hat{\beta}_{\text{OLS}}] = \beta$. Furthermore, it is also asymptotically consistent since $\mathbf{X}_n^\top \boldsymbol{\eta}_n \xrightarrow{p} 0$ implies $\hat{\beta}_{\text{OLS}} \xrightarrow{p} \beta$ [Greene, 2003].

In practice, the input features \mathbf{x} and the noise η are often correlated [Greene, 2003, Chapter 8]. As in Figure 1c, this dependence, called *endogeneity*, is modelled with a *confounding unobserved random variable* ϵ . To compute an unbiased estimate of β under endogeneity, the Instrumental Variables (IVs) \mathbf{z} are introduced [Angrist et al., 1996, Newey and Powell, 2003]. IVs are chosen such that they are highly correlated with endogenous components of \mathbf{x} (relevance condition) but are independent of noise η (exogeneity of \mathbf{z}). This leads to Two-stage Least Squares (2SLS) approach to IV regression [Angrist and Imbens, 1995, Angrist et al., 1996]. We further assume that IVs, $\mathbf{Z}_n \triangleq [\mathbf{z}_1, \dots, \mathbf{z}_n]^\top \in \mathbb{R}^{n \times d_z}$, cause linear effects on the endogenous covariates

$$\mathbf{X}_n = \mathbf{Z}_n \boldsymbol{\Theta} + \mathbf{E}_n. \quad (\text{First stage})$$

$\boldsymbol{\Theta} \in \mathbb{R}^{d_z \times d_x}$ is the unknown first-stage parameter matrix and $\mathbf{E}_n \triangleq [\epsilon_1, \dots, \epsilon_n]^\top \in \mathbb{R}^{n \times d_x}$ is the unobserved noise matrix leading to confounding in the second stage. First-stage is a “classic” *multiple regression* with covariates \mathbf{z} independent of the noise $\epsilon \sim \mathcal{N}(0, \sigma_\epsilon^2 \mathbf{I}_{d_x})$ [Wasserman, 2004, Ch. 13]. Thus, OLS in first-stage yields an estimate $\hat{\boldsymbol{\Theta}}_n \triangleq (\mathbf{Z}_n^\top \mathbf{Z}_n)^{-1} \mathbf{Z}_n^\top \mathbf{X}_n$, leading to the 2SLS estimator:

$$\begin{aligned} \hat{\beta}_{2\text{SLS}} &\triangleq \left(\hat{\boldsymbol{\Theta}}_n^\top \mathbf{Z}_n^\top \mathbf{Z}_n \hat{\boldsymbol{\Theta}}_n \right)^{-1} \hat{\boldsymbol{\Theta}}_n^\top \mathbf{Z}_n^\top \mathbf{y}_n \\ &= \left(\hat{\mathbf{X}}_n^\top \hat{\mathbf{X}}_n \right)^{-1} \hat{\mathbf{X}}_n^\top \mathbf{y}_n. \end{aligned} \quad (2\text{SLS})$$

Here, $\hat{\mathbf{X}}_n$ is the predicted covariate from first-stage. Given $\mathbb{E}[\mathbf{z}_i \eta_i] = 0$ in the true model, we observe that $\hat{\beta}_{2\text{SLS}} = \left(\hat{\mathbf{X}}_n^\top \hat{\mathbf{X}}_n \right)^{-1} \hat{\mathbf{X}}_n^\top \mathbf{X}_n \beta + \left(\hat{\mathbf{X}}_n^\top \hat{\mathbf{X}}_n \right)^{-1} \hat{\mathbf{X}}_n^\top \boldsymbol{\eta}_n \xrightarrow{p} \beta$, as $n \rightarrow \infty$. Since \mathbf{x} and $\boldsymbol{\eta}$ are correlated, 2SLS estimator is not unbiased in finite-time. When $d_x = d_z$, we call \mathbf{z} *just-identified IVs*. When $d_x < d_z$, we call \mathbf{z} *over-identified IVs*. In this paper, we analyse both of the conditions.

Assumption 2.1. The assumptions for conducting 2SLS are [Greene, 2003, Hernan and Robins, 2020]:

1. **Endogeneity of \mathbf{x} .** The second stage input features \mathbf{x} and noise η are not independent: $\mathbf{x} \not\perp \eta$.
2. **Exogeneity of \mathbf{z} .** IV random variables are independent of the noise in the second stage: $\mathbf{z} \perp \eta$.
3. **Relevance Condition of IVs.** For every $t \in \mathbb{N}$, the variables \mathbf{z} and \mathbf{x} are correlated: $\mathbf{z} \not\perp \mathbf{x}$.

[Greene, 2003, Sec.8.2] and [Hernan and Robins, 2020, Ch. 16] state these three as the *strictly necessary conditions for the existence of IVs* in offline IV-regression. Thus, we assume only these necessary conditions to hold for our analysis of online 2SLS.

3 O2SLS: Online two-stage least squares regression

In this section, we describe the problem setting and schematic of *Online Two-Stage Least Squares Regression*, in brief O2SLS. Following that, we first define two notions of regret: *identification* and *oracle*, measuring accuracy of estimating the true parameter and the predicted outcomes, respectively. We provide a theoretical analysis of O2SLS and upper bound the two types of regret (Section 3.2).

O2SLS. In the online setting of IV regression, the data $(\mathbf{x}_1, \mathbf{z}_1, y_1), \dots, (\mathbf{x}_t, \mathbf{z}_t, y_t), \dots$ arrives in a stream. Following 2SLS model (Fig. 1c), data is generated endogeneously

$$\mathbf{x}_t = \Theta^\top \mathbf{z}_t + \epsilon_t \quad y_t = \beta^\top \mathbf{x}_t + \eta_t, \quad (1)$$

such that $\mathbf{x}_t \perp\!\!\!\perp \eta_t$ and $\mathbf{z}_t \perp\!\!\!\perp \eta_t$ for all $t \in \mathbb{N}$. At each step t , the online IV regression algorithm is served with a new input feature \mathbf{x}_t and an IV \mathbf{z}_t . At time $t + 1$, the algorithm aims to yield an estimate of the parameter β_t and predict an outcome $\hat{y}_{t+1} \triangleq \beta_t^\top \mathbf{x}_{t+1} \in \mathbb{R}$ using the data $\{(\mathbf{x}_s, \mathbf{z}_s, y_s)\}_{s=1}^t$ observed so far. Following the prediction, Nature reveals the true outcome y_{t+1} .

To address endogeneity in this problem, we propose an online form of the 2SLS estimator. Modifying Eq. (2SLS), we obtain the O2SLS estimator that is computed for the prediction at time $t + 1$, using information up to time t :

$$\begin{aligned} \beta_t &\triangleq \left(\widehat{\mathbf{X}}_t^\top \widehat{\mathbf{X}}_t \right)^{-1} \widehat{\mathbf{X}}_t^\top \mathbf{y} = \left(\sum_{s=1}^t \widehat{\mathbf{x}}_s \widehat{\mathbf{x}}_s^\top \right)^{-1} \sum_{s=1}^t \widehat{\mathbf{x}}_s y_s \\ &= (\mathbf{I} - \mathbf{G}_{\widehat{\mathbf{x}},t}^{-1} \widehat{\mathbf{x}}_t \widehat{\mathbf{x}}_t^\top) \beta_{t-1} + \mathbf{G}_{\widehat{\mathbf{x}},t}^{-1} \widehat{\mathbf{x}}_t y_t. \end{aligned} \quad (\text{O2SLS})$$

Here, $\mathbf{G}_{\widehat{\mathbf{x}},t} \triangleq \sum_{s=1}^t \widehat{\mathbf{x}}_s \widehat{\mathbf{x}}_s^\top = \mathbf{G}_{\widehat{\mathbf{x}},t-1} + \widehat{\mathbf{x}}_t \widehat{\mathbf{x}}_t^\top$. We need the predicted value of covariate $\widehat{\mathbf{x}}_t \triangleq \widehat{\Theta}_{t-1} \mathbf{z}_t$ and output y_t for the iterative update of β_t given the estimates at previous time β_t and $\mathbf{G}_{\widehat{\mathbf{x}},t}$. To predict the covariate $\widehat{\mathbf{x}}_t$, we leverage an iterative update rule of $\widehat{\Theta}_t$ from $\widehat{\Theta}_{t-1}$ by using $\mathbf{z}_t, \mathbf{x}_t$ (Appendix B). In brief, for $\lambda > 0$,

$$\widehat{\Theta}_t = \left(\sum_{s=1}^{t-1} \mathbf{z}_s \mathbf{z}_s^\top + \lambda \mathbf{I}_{d_z} \right)^{-1} \sum_{s=1}^{t-1} \mathbf{z}_s \mathbf{x}_s^\top = (\mathbf{I} - \mathbf{G}_{\mathbf{z},t-1}^{-1} \mathbf{z}_t \mathbf{z}_t^\top) \widehat{\Theta}_{t-1} + \mathbf{G}_{\mathbf{z},t-1}^{-1} \mathbf{z}_t \mathbf{x}_t^\top. \quad (2)$$

Finally, we use the O2SLS estimator at step $t + 1$ for the prediction $\hat{y}_{t+1} = \beta_t^\top \mathbf{x}_{t+1}$, as in Algorithm 1.

Algorithm 1 O2SLS

- 1: **Input:** Initialisation parameters $\beta_0, \widehat{\Theta}_0, \lambda$
 - 2: **for** $t = 1, \dots, T$ **do**
 - 3: Observe \mathbf{z}_t generated i.i.d. by Nature, and \mathbf{x}_t sampled from Eq. (1) given \mathbf{z}_t
 - 4: Compute first-stage and second-stage estimates β_{t-1} and $\widehat{\Theta}_{t-1}$ as per Equation (2) and Equation (O2SLS)
 - 5: Predict $\hat{y}_t = \beta_{t-1}^\top \mathbf{x}_t$
 - 6: Observe y_t generated by Nature
 - 7: **end for**
-

Computational complexity. For second-stage, we compute $\mathbf{G}_{\widehat{\mathbf{x}},t}^{-1}$ from $\mathbf{G}_{\widehat{\mathbf{x}},t-1}^{-1}$ in $O(d_x^2)$ time using the Sherman–Morrison formula. We store $\mathbf{G}_{\widehat{\mathbf{x}},t}^{-1}$ after each step, which requires $O(d_x^2)$ memory. However, the first-stage update has $O(d_z^2 + d_z d_x)$ time complexity and requires $O(d_z^2)$ memory. Thus, O2SLS exhibits quadratic space and time complexity.

Remark 3.1 (Proper online learning). As in improper online learning algorithms, we could use \mathbf{x}_t and \mathbf{z}_t that we observe before committing to the estimate $\boldsymbol{\beta}_t$, and use it to predict \hat{y}_t [Vovk, 2001]. Since we cannot use y_t for this estimate, we have to modify 2SLS to incorporate this additional knowledge. We avoid this modification, and follow a proper online learning approach to use $\boldsymbol{\beta}_{t-1}$ to predict.

3.1 Regrets for estimation & prediction: Identification & oracle regrets

To analyse the online regression algorithms, it is essential to define proper performance metrics, specifically *regrets*. Regret quantifies what an online (or sequential) algorithm cannot achieve as it does not have access to the whole dataset rather observes it step by step. Here, we discuss and define different regrets that we leverage in our analysis of O2SLS.

In econometrics and bio-statistics, where 2SLS is popularly used the focus is the accurate identification of the underlying structural model $\boldsymbol{\beta}$. Identifying $\boldsymbol{\beta}$ leads to understanding of the underlying economic or biological causal relations and their dynamics. In ML, Venkatraman et al. [2016] applied O2SLS for online linear system identification. Thus, given a sequence of estimators $\{\boldsymbol{\beta}_t\}_{t=1}^T$ and a sequence of covariates $\{\mathbf{x}_t\}_{t=1}^T$, the cost of identifying the true parameter $\boldsymbol{\beta}$ can be quantified by

$$\tilde{R}_T(\boldsymbol{\beta}) \triangleq \sum_{t=1}^T (\mathbf{x}_t^\top \boldsymbol{\beta}_{t-1} - \mathbf{x}_t^\top \boldsymbol{\beta})^2. \quad (3)$$

We refer to $\tilde{R}_T(\boldsymbol{\beta})$ as *identification regret* over horizon T . In the just identified setting that we are considering, the identification regret is equivalent to the regret of counterfactual prediction (Eqn. 5, Hartford et al. [2016]). Counterfactual predictions are important to study the causal questions: what would have changed in the outcome if Treatment a had been used instead of treatment b ? One of the modern applications of IVs is to facilitate such counterfactual predictions [Hartford et al., 2016, Bennett et al., 2019, Zhu et al., 2022].

Alternatively, one might be interested in evaluating and improving the quality of prediction obtained using an estimator $\{\boldsymbol{\beta}_t\}_{t=1}^T$ with respect to an underlying oracle (or expert), which is typically the case in statistical learning theory and forecasting [Foster, 1991, Cesa-Bianchi and Lugosi, 2006]. If the oracle has access to the true parameters $\boldsymbol{\beta}$, the cost in terms of prediction that the estimators pay with respect to the oracle is $\bar{r}_t \triangleq (y_t - \mathbf{x}_t^\top \boldsymbol{\beta}_{t-1})^2 - (y_t - \mathbf{x}_t^\top \boldsymbol{\beta})^2$. Thus, the regret in terms of the quality of prediction is

$$\bar{R}_T(\boldsymbol{\beta}) \triangleq \sum_{t=1}^T (y_t - \mathbf{x}_t^\top \boldsymbol{\beta}_{t-1})^2 - (y_t - \mathbf{x}_t^\top \boldsymbol{\beta})^2. \quad (4)$$

We refer to $\bar{R}_T(\boldsymbol{\beta})$ as the *oracle regret*. This regret is studied for stochastic analysis of online regression [Ouhamma et al., 2021] and for analysing bandits [Foster and Rakhlin, 2020].

As O2SLS is interesting for learning causal structures [Hartford et al., 2016, Bennett et al., 2019], we focus on the identification regret. On the other hand, to compare with the existing results in online linear regression, we also analyse the oracle regret of O2SLS. Though they are of similar order (w.r.t. T) in the exogenous setting, we show that they differ significantly for O2SLS under endogeneity (Section 3.2).

Remark 3.2 (Hardness of exogeneity vs. endogeneity for prediction). In online learning theory focused on Empirical Risk Minimisation (ERM), another type of regret is considered where the oracle has access to the best offline estimator $\boldsymbol{\beta}_T \triangleq \operatorname{argmin}_{\boldsymbol{\beta}} \sum_{t=1}^T (y_t - \mathbf{x}_t^\top \boldsymbol{\beta})^2$ given the observations over T steps Cesa-Bianchi and Lugosi [2006]. Thus, the new formulation of regret becomes $R_T = \sum_{t=1}^T (y_t - \mathbf{x}_t^\top \boldsymbol{\beta}_{t-1})^2 - \min_{\boldsymbol{\beta}} \sum_{t=1}^T (y_t - \mathbf{x}_t^\top \boldsymbol{\beta})^2$. We refer to it as the *population regret*. Under exogeneity, Ouhamma et al. [2021] show that oracle regret and population regret differs by $o(\log^2 T)$. We show that under endogeneity, their expected values differ by $\Omega(T)$. Thus, we avoid studying population regret in this paper, and detail it in Appendix B.9.

3.2 Theoretical analysis

Confidence set. The central result in our analysis is concentration of O2SLS estimates β_t around β .

Lemma 3.3 (Confidence ellipsoid for the second-stage parameters). *Let us define the design matrix of IVs to be $\mathbf{G}_{z,t} \triangleq \mathbf{Z}_t^\top \mathbf{Z}_t + \mathbf{G}_{z,0} = \sum_{s=1}^t \mathbf{z}_s \mathbf{z}_s^\top + \mathbf{G}_{z,0}$ with $\mathbf{G}_{z,0} = \lambda \mathbf{I}_{d_z}$ for some $\lambda > 0$. Then, for some σ_η -sub-Gaussian second stage noise η_t and for all $t > 0$, the true parameter β belongs to the confidence set*

$$\mathcal{E}_t \triangleq \left\{ \beta \in \mathbb{R}^{d_x} : \|\beta_t - \beta\|_{\hat{\mathbf{H}}_t} \leq \sqrt{\mathfrak{b}_t(\delta)} \right\}, \quad (5)$$

with probability at least $1 - \delta \in (0, 1)$. Here, $\mathfrak{b}_t(\delta) \triangleq \frac{d_z \sigma_\eta^2}{4} \log \left(\frac{1+tL_z^2/\lambda d_z}{\delta} \right)$, $\hat{\mathbf{H}}_t \triangleq \hat{\Theta}_t^\top \mathbf{G}_{z,t} \hat{\Theta}_t$, and $\hat{\Theta}_t$ is the estimate of the first-stage parameter at time t .

Lemma 3.3 extends the well-known elliptical lemma for OLS and Ridge estimators under exogeneity to the O2SLS estimator under endogeneity. It shows that the size of the confidence intervals induced by O2SLS estimate at time T is $\mathcal{O}(\sqrt{d_z \log T})$, which is of the same order as that of the exogenous elliptical lemma [Abbasi-Yadkori et al., 2011a] but while applied on IVs.

Identification regret bound. Now, we state the identification regret upper bound of O2SLS.

Theorem 3.4 (Identification regret of O2SLS). *If Assumption 2.1 holds true, for bounded IVs $\|\mathbf{z}\|_2^2 \leq L_z^2$ and bounded first-stage parameters $\|\Theta\|_2 \leq L_\Theta$, the σ_η -sub-Gaussian second stage noise η_t and the component-wise σ_ϵ -sub-Gaussian first stage noise ϵ_t , the regret of O2SLS satisfies with probability at least $1 - \delta$*

$$\tilde{R}_T \leq \underbrace{\sum_{t=1}^T \|\beta_t - \beta\|_{\hat{\mathbf{H}}_t}^2}_{\text{Estimation}} \times \underbrace{\|\mathbf{x}_t\|_{\hat{\mathbf{H}}_t^{-1}}^2}_{\substack{\text{Second-stage} \\ \text{feature norm}}} \leq \underbrace{\mathfrak{b}_{T-1}(\delta)}_{\mathcal{O}(d_z \log T)} \times \underbrace{\sum_{t=1}^T \|\mathbf{x}_t\|_{\hat{\mathbf{H}}_t^{-1}}^2}_{\mathcal{O}(d_x \log T)} = \mathcal{O}(d_x d_z \log^2(T)).$$

Theorem 3.4 entails a regret $\tilde{R}_T = \mathcal{O}(d_x d_z \log^2(T))$. This regret bound is $d_z \log T$ more than the regret of online ridge regression, i.e. $\mathcal{O}(d_x \log T)$ [Gaillard et al., 2019]. This is because we perform d_x linear regressions in the first-stage and use the predictions of the first-stage for the second-stage regression. These two regression steps in cascade induce the proposed regret bound.

Oracle regret bound. Now, we bound the oracle regret, i.e. the goodness of predictions yielded by O2SLS. Detailed proof is deferred to Appendix B.

Theorem 3.5 (Oracle regret of O2SLS). *Under the same hypothesis of Theorem 3.4, Oracle Regret of O2SLS at step $T > 1$, i.e. \bar{R}_T is upper bounded by (ignoring $\log \log$ terms)*

$$\underbrace{\tilde{R}_T}_{\substack{\text{Identif.} \\ \text{Regret} \\ \mathcal{O}(d_x d_z \log^2 T)}} + \underbrace{\sqrt{\mathfrak{b}_{T-1}(\delta)}}_{\substack{\text{Estimation} \\ \mathcal{O}(\sqrt{d_z \log T})}} \left(\underbrace{C_1 \sqrt{f(T)}}_{\substack{\text{First-stage} \\ \text{feature norm} \\ \mathcal{O}(\sqrt{\log T})}} + \underbrace{C_2 \sqrt{2d_x f(T)} + \sqrt{d_x} C_3}_{\substack{\text{Correlated noise} \\ \text{Concentration term} \\ \mathcal{O}(\sqrt{d_x \log T})}} + \underbrace{\gamma C_4 \sqrt{T}}_{\substack{\text{Correlated noise} \\ \text{Bias term} \\ \mathcal{O}(\gamma \sqrt{T})}} \right)$$

with probability at least $1 - \delta \in (0, 1)$. Here, $\gamma \triangleq \|\gamma\|_2 = \|\mathbb{E}[\eta_s \epsilon_s]\|_2$. C_1, C_2, C_3 , and C_4 are d_z, d_x and T -independent positive constants. $f(T) = \mathcal{O}(\log T)$ as defined in Corollary B.9.

Discussion. 1. *Hardness of endogeneity vs. exogeneity.* Under exogeneity and unbounded stochastic noise, the oracle regret of online linear regression is $\mathcal{O}(d^2 \log^2 T)$ [Ouhamma et al., 2021]. If we take the just-identified IVs, i.e. $d_x = d_z = d$, due to endogeneity, O2SLS incurs an

additive factor of $\mathcal{O}(\gamma\sqrt{d_z T \log T})$ in the oracle regret. This term appears due to the correlation between the second and the first-stage noises, and it is proportional to the degree of correlation between the noises in these two stages. Thus, the bias due to the correlation of noises acts as the dominant term. In 2SLS literature, this phenomenon is called the self-fulfilling bias [Li et al., 2021]. But we did not find any explicit bound on it in a stochastic and non-asymptotic analysis.

2. *Tightness of analysis.* In the existing literature, we do not have any lower bound for online regression with exogeneity. But we can indicate tightness of the proposed analysis by observing two things. (i) Our identification regret under endogeneity is of the same order as that of exogeneous case [Abbasi-Yadkori et al., 2012]. (ii) If we assume $\gamma = 0$, i.e. the noises are independent, and we retrieve also the oracle regret of the same order as that of the exogenous case [Ouhamma et al., 2021].

3. *Bounded vs. unbounded noise.* For bounded noise and covariates, the adversarial setting would subsume the endogeneous setting where the responses are sampled according to dependent bounded noise since covariates and responses are adversarially chosen sequences. If we consider the adversarial linear regression for bounded responses $y_t \leq Y$ and covariates, the the Vovk-Azoury-Warmuth Regressor (VAWR) achieves almost optimal $\mathcal{O}(Y^2 \log T)$ regret [Orabona, 2019]. Thus, the $\gamma\sqrt{T}$ term disappears as we obtain in our oracle regret bound with unbounded and stochastic noise. This contrast indicates non-triviality of our analysis for the unbounded noise and unbounded outcomes.

4 Linear bandits with endogeneity: OFUL-IV

Example 1.1 (Pricing with price-sales dynamics). *Let revisit the price-sales dynamics. Now, on a day t , a restaurant owner wants to decide on a price x_t among a feasible set of prices \mathcal{X}_t to increase the sales y_t . The owner also has access to a set of suppliers such that each price correspond to compatible a material cost z_t . If the restaurant owner wants the analyst to develop an algorithm to decide on the price dynamically such that the total sales over a year is maximised, her problem is exactly a linear bandit with endogeneity, where a price corresponds to an arm (action).*

We formulate *stochastic Linear Bandits with Endogeneity (LBE)* with a two-stage linear model of data generation (Eq. (1)). Here, we illustrate the interactive protocol of LBE.

- At each round $t = 1, 2, \dots, T$, the agent
1. Observes a sample $\mathbf{x}_{t,a} \in \mathcal{X}_t$ of contexts for all $a \in \mathcal{A}_t$
 2. Chooses an arm $A_t \in \mathcal{A}_t$
 3. Observes the sample $\mathbf{z}_{t,A_t} \in \mathcal{Z}_t$
 4. Obtains a reward y_t
 5. Updates the parameter estimates $\hat{\Theta}_t$ and β_t

Here, $\mathcal{X}_t \subset \mathbb{R}^{d_x}$ and $\mathcal{Z}_t \subset \mathbb{R}^{d_z}$ are the sets of covariates and IVs corresponding to \mathcal{A}_t , i.e. the set of feasible actions at time t . Similar to regression under endogeneity, $\epsilon_t \perp\!\!\!\perp \mathbf{z}_t$ and $\epsilon_t \not\perp\!\!\!\perp \eta_t$ (Eq. (1)). True parameters $\beta \in \mathbb{R}^{d_x}$ and $\Theta \in \mathbb{R}^{d_z \times d_x}$ are unknown to the agents. This is an extension of stochastic linear bandit [Lattimore and Szepesvári, 2020, Ch. 19] to the endogenous setting.

Remark 4.1 (Alternative protocol of LBE). We can alternatively represent the protocol, where at every step t , the agent observes covariates $\mathbf{x}_{t,a}$ and IVs $\mathbf{z}_{t,a}$ for all the arms $a \in \mathcal{A}_t$. Then, the agent can use all these information to choose an arm A_t and observes the corresponding outcome y_t . But we do not require $\mathbf{z}_{t,a}$ except \mathbf{z}_{t,A_t} to update the parameters and select arms. Thus, the alternative is reducible to the protocol above, while asking for less information.

OFUL-IV: Algorithm design. If the agent had full information in hindsight, she could infer the best arm (a.k.a. action or intervention) in \mathcal{A}_t as $a_t^* = \operatorname{argmax}_{a \in \mathcal{A}_t} \mathbb{E}[\mathbf{x}_{t,a}^\top \boldsymbol{\beta}]$. Choosing a_t^* is equivalent to choosing \mathbf{z}_{t,a_t^*} and \mathbf{x}_{t,a_t^*} . But the agent does not know them and aims to select $\{a_t\}_{t=1}^T$ to minimise regret: $R_T \triangleq \mathbb{E}[\sum_{t=1}^T \boldsymbol{\beta}^\top (\mathbf{x}_{t,a_t^*} - \mathbf{x}_{t,a_t})]$. Now, we extend the OFUL algorithm minimising regret in linear bandits with exogeneity [Abbasi-Yadkori et al., 2011a]. The core idea is that the algorithm maintains a confidence set $\mathcal{B}_{t-1} \subset \mathbb{R}^{d_x}$ around the estimated parameter $\boldsymbol{\beta}_{t-1}$, which is computed only using the observed data. In order to tackle endogeneity, we choose to use the O2SLS estimate $\boldsymbol{\beta}_{t-1}$ computed using data observed till $t-1$ (Equation (O2SLS)). Then, we build an ellipsoid \mathcal{B}_{t-1} around it, such that $\mathcal{B}_{t-1} \triangleq \left\{ \boldsymbol{\beta} \in \mathbb{R}^{d_x} : \|\boldsymbol{\beta}_{t-1} - \boldsymbol{\beta}\|_{\widehat{\mathbf{H}}_{t-1}} \leq \sqrt{\mathbf{b}'_{t-1}(\delta)} \right\}$, where $\mathbf{b}'_{t-1}(\delta) \triangleq 2\sigma_\eta^2 \log \left(\det(\mathbf{G}_{\mathbf{z},t-1})^{1/2} \lambda^{-d_z/2} / \delta \right)$ and $\widehat{\mathbf{H}}_{t-1} = \widehat{\boldsymbol{\Theta}}_{t-1}^\top \mathbf{G}_{\mathbf{z},t-1} \widehat{\boldsymbol{\Theta}}_{t-1}$. Then, the algorithm chooses an optimistic estimate $\widetilde{\boldsymbol{\beta}}_{t-1}$ from that confidence set: $\widetilde{\boldsymbol{\beta}}_{t-1} \triangleq \operatorname{argmax}_{\boldsymbol{\beta}' \in \mathcal{B}_{t-1}} (\max_{\mathbf{x} \in \mathcal{X}_t} \mathbf{x}^\top \boldsymbol{\beta}')$. Then, she chooses the action A_t corresponding to $\mathbf{x}_{t,A_t} = \operatorname{argmax}_{\mathbf{x} \in \mathcal{X}_t} \mathbf{x}^\top \widetilde{\boldsymbol{\beta}}_{t-1}$, which maximises the reward as per the estimate $\widetilde{\boldsymbol{\beta}}_{t-1}$. In brief, the algorithm chooses the pair $(\mathbf{x}_{t,A_t}, \widetilde{\boldsymbol{\beta}}_{t-1}) = \operatorname{argmax}_{(\mathbf{x}, \boldsymbol{\beta}') \in \mathcal{X}_t \times \mathcal{B}_{t-1}} \mathbf{x}^\top \boldsymbol{\beta}'$. Given confidence interval, we optimistically choose A_t by solving

$$\operatorname{argmax}_{a \in \mathcal{A}_t} \left\{ \langle \mathbf{x}_{t,a}, \boldsymbol{\beta}_{t-1} \rangle + \sqrt{\mathbf{b}'_{t-1}(\delta)} \|\mathbf{x}_{t,a}\|_{\widehat{\mathbf{H}}_{t-1}^{-1}} \right\} \quad (6)$$

This arm selection index together with the O2SLS estimator of $\boldsymbol{\beta}_{t-1}$ constitute OFUL-IV (Algo. 2).

Algorithm 2 OFUL-IV

- 1: **Input:** Initialisation parameters $\boldsymbol{\beta}_0, \widehat{\boldsymbol{\Theta}}_0, \mathbf{b}'_0, \lambda$
 - 2: **for** $t = 1, 2, \dots, T$ **do**
 - 3: Observe $\mathbf{x}_{t,a} \in \mathcal{X}_t$ for $a \in \mathcal{A}_t$
 - 4: Compute $\boldsymbol{\beta}_{t-1}$ according to Equation (O2SLS)
 - 5: Choose action A_t that solves Equation (6)
 - 6: Observe \mathbf{z}_{t,A_t} and y_t
 - 7: Update $\boldsymbol{\beta}_t \leftarrow \boldsymbol{\beta}_{t-1}, \widehat{\boldsymbol{\Theta}}_t \leftarrow \widehat{\boldsymbol{\Theta}}_{t-1}, \mathbf{b}'_t \leftarrow \mathbf{b}'_{t-1}$
 - 8: **end for**
-

Theorem 4.2 (Regret upper bound of OFUL-IV). *Under the assumptions and notations of Thm. 3.4 and 3.5, for horizon $T > 1$ and with probability $1 - \delta$, Algorithm 2 incurs regret*

$$R_T \leq 2\sqrt{T} \underbrace{\sqrt{\mathbf{b}'_{T-1}(\delta)}}_{\substack{\text{Estimation} \\ \mathcal{O}(\sqrt{d_z \log T})}} \underbrace{\left(\sum_{t=1}^T \|\mathbf{x}_{t,A_t}\|_{\widehat{\mathbf{H}}_{t-1}}^2 \right)^{1/2}}_{\substack{\text{Second-stage feature norm} \\ \mathcal{O}(\sqrt{d_x \log T})}} = \mathcal{O}(\sqrt{d_x d_z T \log T}).$$

For just-identified IVs, i.e. $d_x = d_z = d$, OFUL-IV achieves regret of similar order under endogeneity as OFUL achieves under exogeneity, i.e. $\widetilde{\mathcal{O}}(d\sqrt{T})$, and matches the lower bounds for linear bandits w.r.t. d and T [Lattimore and Szepesvári, 2020]. The proof details are in App. C.

1. *Handling unbounded outcomes.* We do not need bounded outcomes ($\boldsymbol{\beta}^\top \mathbf{x} \in [-1, 1]$) as OFUL [Abbasi-Yadkori et al., 2011a]. Similar to [Ouhanna et al., 2021], which removes this assumption for exogeneity, our analysis works for unbounded outcomes showing that the bounded outcome assumption is not needed even under endogeneity.

2. *Two-stage OFUL-IV vs. one-stage OFUL under endogeneity.* An alternative proposal than using a two-stage approach for LBE is to reduce it to a one-level linear bandit, i.e. $y_t =$

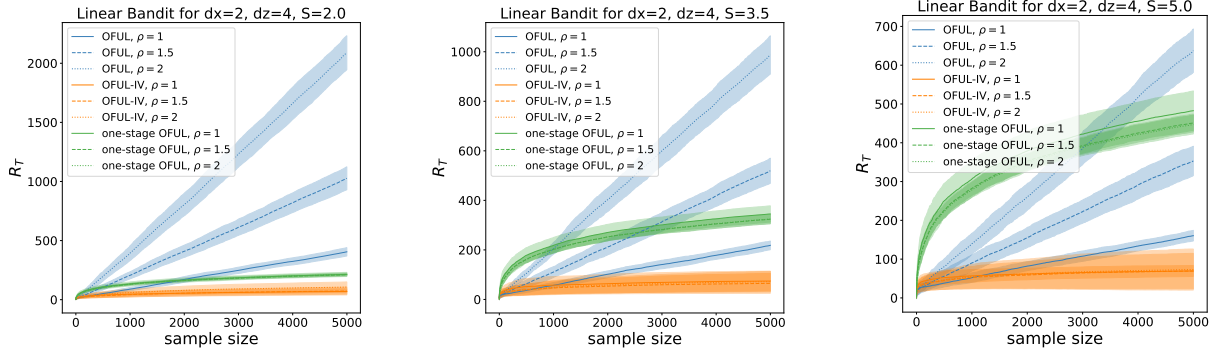


Figure 2: Regrets due to one-stage OFUL (green), OFUL (blue), and OFUL-IV (orange) for different norms of the hidden parameters ($S = 1, 3, 5$ from left to right). Only OFUL-IV (orange) is independent of S and incurs the lowest regret across endogeneity levels ρ .

$(\Theta\beta)^\top \mathbf{z}_t + \beta^\top \epsilon_t + \eta_t$. This leads to a composite unknown parameter $\Theta\beta$, and a new sub-Gaussian noise with component-wise variance $\sigma_{new}^2 = 2(\|\beta\|_2^2 \sigma_\epsilon^2 + \sigma_\eta^2)$. Now, if we apply OFUL to this setup, we observe that the confidence bound around the new hidden parameter $\Theta\beta$ is proportional to σ_{new} . Thus, the confidence interval blows up by $\|\beta\|_2$. Also, using this interval in Equation (6) requires us to know either $\|\beta\|_2^2$ or a tight upper bound on it. In real-life, we cannot assume access to such knowledge. Additionally, $\|\beta\|_2^2$ grows linearly with d_x . Thus, this approach can incur significantly higher regret for high-dimensional covariates. In contrast, OFUL-IV does not require to know either $\|\beta\|_2$ or any bound on it. Additionally, the confidence interval of OFUL-IV depends on σ_η^2 , which is significantly smaller than σ_{new}^2 . These observations demonstrate the benefit of using OFUL-IV under endogeneity than OFUL with a single-stage reduction. Single-stage reduction might be helpful if the confounding noise is covariate dependent but is independent of the unknown parameter [Krishnamurthy et al., 2018]. Numerical results in Fig. 2 further validates this benefit of OFUL-IV over an one-stage reduction.

5 Experimental analysis

We present experimental results for both online regression and linear bandit in Figure 3a, 3b and 2. We compare the performance of O2SLS and Online Ridge Regression (Ridge). For LBEs, we compare the performance of OFUL-IV and OFUL [Abbasi-Yadkori et al., 2011a].

Experimental Setup. We induce endogeneity in the problem in the following arbitrary way: by settings $\eta_t = \rho\epsilon_{t,1} + \tilde{\eta}_t$ where $\epsilon_{t,1}$ indicates the first component of the vector ϵ_t . Then, we can control the level of endogeneity of the first and second stages through ρ . We choose

	Online regression	Linear bandit
1st Stage	$\mathbf{x}_t = \Theta \mathbf{z}_t + \epsilon_t$	$\mathbf{x}_{t,a} = \Theta \mathbf{z}_{t,a} + \epsilon_t$
2nd Stage	$y_t = \beta^\top \mathbf{x}_t + \eta_t$	$y_t = \beta^\top \mathbf{x}_{t,A_t} + \eta_t$

Table 1: Experimental settings. ρ controls endogeneity since $\eta_t = \rho\epsilon_{t,1} + \tilde{\eta}_t$ and $\tilde{\eta}_t$ is exogenous noise.

$d_x = \{2, 5, 8\}$ and $d_z = \{4, 10, 16\}$ respectively. In our experiments, we choose arbitrarily β as a normalised vector with equal negative entries; therefore, the values in the components are uniquely determined by the dimension d_x . We choose $\Theta = \mathbf{I}_{d_z, d_x}$ which has ones on the entries $i = j$ and zeros for $i \neq j$. Then, we sample at each time t (and also for every arm a for the LBE setting) the vectors $\mathbf{z}_t \sim \mathcal{N}_{d_z}(\vec{0}, \mathbf{I}_{d_z})$ ($\mathbf{z}_{t,a} \sim \mathcal{N}_{d_z}(\vec{0}, \mathbf{I}_{d_z})$), the vector noise $\epsilon_t \sim \mathcal{N}_{d_x}(\vec{0}, \mathbf{I}_{d_x})$, and the scalar noise $\eta_t = \tilde{\eta}_t + \rho \cdot \epsilon_{t,1}$ where $\tilde{\eta}_t \sim \mathcal{N}_1(0, 1)$. We run the algorithms with the same regularisation parameters, i.e. $\lambda = 0.1$. We repeat our experiments 20 times. We average the

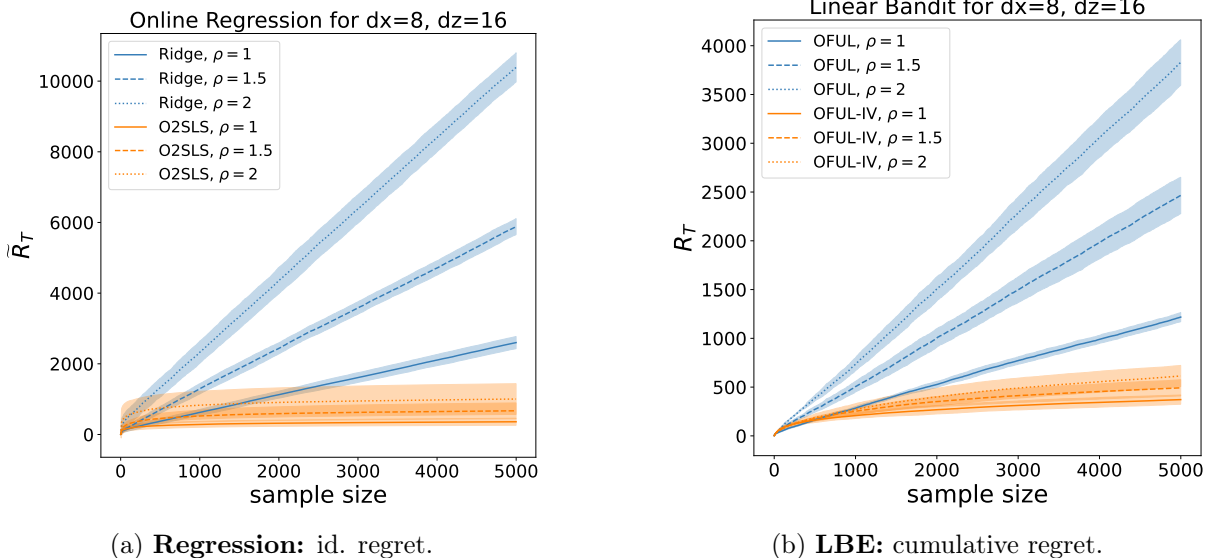


Figure 3: (Left) **Regression:** Identification regrets of Online Ridge (*blue*) and O2SLS (*orange*) over $T = 5000$ steps, and for $\rho = 1, 1.5, 2$. With the increase in ρ , i.e. endogeneity, O2SLS performs better. (Right) **LBE:** Cumulative regrets of OFUL (*blue*) and OFUL-IV (*orange*) over $T = 5000$ steps with $\rho = 1, 1.5, 2$. OFUL-IV always incurs lower regrets, and improvements w.r.t. OFUL increases with ρ .

results, and for each algorithm, we report the mean and standard deviation of the cumulative regret (shaded areas correspond to one standard deviation). For further experiments and results with both synthetic and real data, see Appendix D.

Summary of Results. 1. *Regression.* O2SLS outperforms Ridge in the whole parameter space under study, and the performance-gain increases with increasing values of the ρ parameter, i.e. with increasing level of endogeneity. 2. *Bandits.* OFUL builds a confidence ellipsoid centered at β_t^{Ridge} , while OFUL-IV uses O2SLS to build an accurate estimate and an ellipsoid that with high probability contains β . Figure 3 indicates that OFUL-IV incurs lower regret than OFUL. 3. *Independence of OFUL-IV from the norm of hidden parameters.* Figure 2 shows that only OFUL-IV’s regret is independent of the maximum norm of β , i.e. S . But OFUL (oblivious to endogeneity) and OFUL applied on one-stage reduction of IV regression incurs higher regret with increasing values of S as indicated by theory.

6 Conclusion and future works

We study online IV regression, specifically online 2SLS, for unbounded noise and endogenous data. We analyse the finite-time identification and oracle regrets of O2SLS. We observe that O2SLS incurs $\mathcal{O}(d_x d_z \log^2 T)$ identification regret, and $\mathcal{O}(\gamma \sqrt{d_x d_z T \log T})$ oracle regret as the correlation between the noises in the two-stages dominate the identification regret. For just-identified IVs, identification regrets are of the same order for exogeneity and endogeneity. We further propose OFUL-IV for stochastic linear bandits with endogeneity that uses O2SLS to estimate the parameters. We show that OFUL-IV achieves $\mathcal{O}(\sqrt{d_x d_z T \log T})$ regret. We experimentally show that O2SLS and OFUL-IV are more accurate than Ridge and OFUL, respectively. In future, it would be interesting to extend the stochastic analysis of online IV regression and bandits with endogeneity to non-parametric [Newey and Powell, 2003], non-linear [Xu et al., 2020], and non-stationary [Russac et al., 2019] settings.

References

- Yasin Abbasi-Yadkori, Dávid Pál, and Csaba Szepesvári. Improved algorithms for linear stochastic bandits. *Advances in neural information processing systems*, 24, 2011a.
- Yasin Abbasi-Yadkori, Dávid Pál, and Csaba Szepesvári. Online least squares estimation with self-normalized processes: An application to bandit problems. *arXiv preprint arXiv:1102.2670*, 2011b.
- Yasin Abbasi-Yadkori, David Pal, and Csaba Szepesvari. Online-to-confidence-set conversions and application to sparse stochastic bandits. In *Artificial Intelligence and Statistics*, pages 1–9. PMLR, 2012.
- Marc Abeille and Alessandro Lazaric. Linear thompson sampling revisited. In *AISTATS*, 2017.
- Joshua D Angrist and Guido W Imbens. Two-stage least squares estimation of average causal effects in models with variable treatment intensity. *Journal of the American statistical Association*, 90(430):431–442, 1995.
- Joshua D Angrist, Guido W Imbens, and Donald B Rubin. Identification of causal effects using instrumental variables. *Journal of the American statistical Association*, 91(434):444–455, 1996.
- Peter L Bartlett, Wouter M Koolen, Alan Malek, Eiji Takimoto, and Manfred K Warmuth. Minimax fixed-design linear regression. In *Conference on Learning Theory*, pages 226–239. PMLR, 2015.
- Andrew Bennett, Nathan Kallus, and Tobias Schnabel. Deep generalized method of moments for instrumental variable analysis. *Advances in neural information processing systems*, 32, 2019.
- Glenn W. Brier. Verification of forecasts expressed in terms of probability. *Monthly Weather Review*, 78:1–3, 1950.
- Stephen Burgess, Dylan S Small, and Simon G Thompson. A review of instrumental variable estimators for mendelian randomization. *Statistical methods in medical research*, 26(5):2333–2355, 2017.
- Nicolo Cesa-Bianchi and Gábor Lugosi. *Prediction, learning, and games*. Cambridge university press, 2006.
- Dean P Foster. Prediction in the worst case. *The Annals of Statistics*, pages 1084–1090, 1991.
- Dylan Foster and Alexander Rakhlin. Beyond UCB: Optimal and efficient contextual bandits with regression oracles. In *International Conference on Machine Learning*, pages 3199–3210. PMLR, 2020.
- Pierre Gaillard, Sébastien Gerchinovitz, Malo Huard, and Gilles Stoltz. Uniform regret bounds over \mathbb{R}^d for the sequential linear regression problem with the square loss. In *Algorithmic Learning Theory*, pages 404–432. PMLR, 2019.
- William H Greene. *Econometric analysis*. Pearson Education India, 2003.
- Keegan Harris, Dung Daniel T Ngo, Logan Stapleton, Hoda Heidari, and Steven Wu. Strategic instrumental variable regression: Recovering causal relationships from strategic responses. In *International Conference on Machine Learning*, pages 8502–8522. PMLR, 2022.
- Jason Hartford, Greg Lewis, Kevin Leyton-Brown, and Matt Taddy. Counterfactual prediction with deep instrumental variables networks. *arXiv preprint arXiv:1612.09596*, 2016.

- Elad Hazan and Tomer Koren. Linear regression with limited observation. In *29th International Conference on Machine Learning, ICML 2012*, pages 807–814, 2012.
- Christiaan Heij, Paul de Boer, Philip Hans Franses, Teun Kloek, and Herman K van Dijk. *Econometric methods with applications in business and economics*. Oxford University Press, 2004.
- MA Hernan and J Robins. *Causal Inference: What if*. Boca Raton: Chapman & Hill/CRC, 2020.
- Nathan Kallus. Instrument-armed bandits. In *Algorithmic Learning Theory*, pages 529–546. PMLR, 2018.
- Abbas Kazerouni and Lawrence M Wein. Best arm identification in generalized linear bandits. *Operations Research Letters*, 49(3):365–371, 2021.
- Jyrki Kivinen, Alexander J Smola, and Robert C Williamson. Online learning with kernels. *IEEE transactions on signal processing*, 52(8):2165–2176, 2004.
- Akshay Krishnamurthy, Zhiwei Steven Wu, and Vasilis Syrgkanis. Semiparametric contextual bandits. In *International Conference on Machine Learning*, pages 2776–2785. PMLR, 2018.
- Tor Lattimore and Csaba Szepesvári. *Bandit algorithms*. Cambridge University Press, 2020.
- Jin Li, Ye Luo, and Xiaowei Zhang. Self-fulfilling bandits: Dynamic selection in algorithmic decision-making. *arXiv preprint arXiv:2108.12547*, 2021.
- Nicholas Littlestone, Philip M Long, and Manfred K Warmuth. On-line learning of linear functions. In *Proceedings of the twenty-third annual ACM symposium on Theory of computing*, pages 465–475, 1991.
- Ruiqi Liu, Zuofeng Shang, and Guang Cheng. On deep instrumental variables estimate. *arXiv preprint arXiv:2004.14954*, 2020.
- Odalric-Ambrym Maillard. Self-normalization techniques for streaming confident regression, 2016.
- Magne Mogstad, Alexander Torgovitsky, and Christopher R Walters. The causal interpretation of two-stage least squares with multiple instrumental variables. *American Economic Review*, 111(11):3663–98, 2021.
- Maria Nareklshvili, Nicholas Polson, and Vadim Sokolov. Deep partial least squares for iv regression. *arXiv preprint arXiv:2207.02612*, 2022.
- Whitney K Newey and James L Powell. Instrumental variable estimation of nonparametric models. *Econometrica*, 71(5):1565–1578, 2003.
- Francesco Orabona. A modern introduction to online learning. *arXiv preprint arXiv:1912.13213*, 2019.
- Reda Ouhamma, Odalric Maillard, and Vianney Perchet. Stochastic online linear regression: the forward algorithm to replace ridge. *arXiv preprint arXiv:2111.01602*, 2021.
- Reda Ouhamma, Debabrota Basu, and Odalric-Ambrym Maillard. Bilinear exponential family of mdps: Frequentist regret bound with tractable exploration and planning. *arXiv preprint arXiv:2210.02087*, 2022.
- Matteo Papini, Andrea Tirinzoni, Marcello Restelli, Alessandro Lazaric, and Matteo Pirodda. Leveraging good representations in linear contextual bandits. In *International Conference on Machine Learning*, pages 8371–8380. PMLR, 2021.

- Donald B Rubin. Estimating causal effects of treatments in randomized and nonrandomized studies. *Journal of educational Psychology*, 66(5):688, 1974.
- Yoan Russac, Claire Vernade, and Olivier Cappé. Weighted linear bandits for non-stationary environments. *Advances in Neural Information Processing Systems*, 32, 2019.
- Shai Shalev-Shwartz and Shai Ben-David. *Understanding machine learning: From theory to algorithms*. Cambridge university press, 2014.
- Amandeep Singh, Kartik Hosanagar, and Amit Gandhi. Machine learning instrument variables for causal inference. In *Proceedings of the 21st ACM Conference on Economics and Computation*, pages 835–836, 2020.
- Andrew Stirn and Tony Jebara. Thompson sampling for noncompliant bandits. *arXiv preprint arXiv:1812.00856*, 2018.
- Ambuj Tewari and Susan A Murphy. From ads to interventions: Contextual bandits in mobile health. *Mobile health: sensors, analytic methods, and applications*, pages 495–517, 2017.
- Andrea Tirinzoni, Matteo Papini, Ahmed Touati, Alessandro Lazaric, and Matteo Pirodda. Scalable representation learning in linear contextual bandits with constant regret guarantees. *Advances in Neural Information Processing Systems*, 35:2307–2319, 2022.
- Arun Venkatraman, Wen Sun, Martial Hebert, J Bagnell, and Byron Boots. Online instrumental variable regression with applications to online linear system identification. In *Proceedings of the AAAI Conference on Artificial Intelligence*, 2016.
- Roman Vershynin. *High-dimensional probability: An introduction with applications in data science*, volume 47. Cambridge university press, 2018.
- Volodya Vovk. Competitive on-line linear regression. *Advances in Neural Information Processing Systems*, 10, 1997.
- Volodya Vovk. Competitive on-line statistics. *International Statistical Review*, 69(2):213–248, 2001.
- Martin J Wainwright. *High-dimensional statistics: A non-asymptotic viewpoint*, volume 48. Cambridge University Press, 2019.
- Abraham Wald. The fitting of straight lines if both variables are subject to error. *The annals of mathematical statistics*, 11(3):284–300, 1940.
- Larry Wasserman. *All of statistics: a concise course in statistical inference*, volume 26. Springer, 2004.
- Philip G Wright. *Tariff on animal and vegetable oils*. Macmillan Company, New York, 1928.
- Liyuan Xu, Yutian Chen, Siddarth Srinivasan, Nando de Freitas, Arnaud Doucet, and Arthur Gretton. Learning deep features in instrumental variable regression. *arXiv preprint arXiv:2010.07154*, 2020.
- Liyuan Xu, Heishiro Kanagawa, and Arthur Gretton. Deep proxy causal learning and its application to confounded bandit policy evaluation. *arXiv preprint arXiv:2106.03907*, 2021.
- Yuchen Zhu, Limor Gultchin, Arthur Gretton, Matt J Kusner, and Ricardo Silva. Causal inference with treatment measurement error: a nonparametric instrumental variable approach. In *Uncertainty in Artificial Intelligence*, pages 2414–2424. PMLR, 2022.

A Notations and useful results

We indicate in bold vectors and matrices, e.g. the vector and matrix (matrices are also usually capitalised) $\mathbf{v} \in \mathbb{R}^d$, $\mathbf{A} \in \mathbb{R}^{d \times d}$; while scalars do not use the bold notation, e.g. the scalar $s \in \mathbb{R}$. We indicate the determinant of matrix \mathbf{A} with $\det(\mathbf{A})$ and its trace with $\text{Tr}(\mathbf{A})$. For a $x \in \mathbb{R}_{\geq 0}$, we indicate the function that takes as input x , and gives as output the least integer greater than or equal to x as $\lceil x \rceil$ (ceiling function). We indicate the identity matrix of dimension d with \mathbf{I}_d and when dimensions differ we indicate \mathbf{I}_{d_1, d_2} a matrix which has ones on the entries $i = j$ and zeros for $i \neq j$. We dedicate the following table to index all the notations used in this paper. Note that every notation is defined, when it is introduced as well.

Table 2: Notations

\mathbf{x}_t	\triangleq	Covariates
\mathbf{z}_t	\triangleq	Instrumental Variables (IVs)
y_t	\triangleq	Outcome variable
d_z	\triangleq	Dimension of the IVs
d_x	\triangleq	Dimension of the covariates
$\boldsymbol{\beta}$	\triangleq	True parameter for the second-stage
$\boldsymbol{\Theta}$	\triangleq	True parameter for the first-stage
$\boldsymbol{\beta}_t$	\triangleq	O2SLS estimate of parameter for the second-stage at time t
$\widehat{\boldsymbol{\Theta}}_t$	\triangleq	Estimate of parameter for the second-stage at time t
\mathfrak{r}	\triangleq	Relevance parameter
$L_{\boldsymbol{\Theta}}$	\triangleq	Bound on the operator norm of the true first-stage parameter
L_z	\triangleq	Bound on the ℓ_2 norms of IVs
σ_η^2	\triangleq	Bound on the variance of the second-stage noise η
σ_ϵ^2	\triangleq	Bound on the variance of the components of the first-stage noise ϵ
C_1	\triangleq	$\sqrt{2(1 + L_{\boldsymbol{\Theta}}^2 \mathfrak{r}^2)}$.
C_2	\triangleq	$8e^2 (\sigma_\eta^2 + \sigma_\epsilon^2) \frac{\mathfrak{r}}{L_z} \sqrt{\log \frac{2}{\delta}}$
C_3	\triangleq	$8e^2 (\sigma_\eta^2 + \sigma_\epsilon^2) \frac{\mathfrak{r}}{L_z} \sqrt{\max \left\{ \frac{1}{\lambda}, \frac{2}{\lambda_{\min}(\boldsymbol{\Sigma})} \right\} \log \frac{2}{\delta}}$
C_4	\triangleq	$\frac{\mathfrak{r}}{L_z} \left(T_0 \sqrt{\frac{\lambda_{\min}(\boldsymbol{\Sigma})}{\lambda}} + 2\sqrt{2} \right)$
C_5	\triangleq	A T -independent constant of $\mathcal{O}(d_x \sigma_\epsilon^2)$ (Equation (24))
$\mathbf{G}_{z,t}$	\triangleq	First-stage design matrix $\mathbf{G}_{z,0} + \sum_{s=1}^t \mathbf{z}_s \mathbf{z}_s^\top$
$\widehat{\mathbf{H}}_t$	\triangleq	Second-stage design matrix $\widehat{\boldsymbol{\Theta}}_t^\top \mathbf{z}_t^\top \mathbf{z}_t \widehat{\boldsymbol{\Theta}}_t$
$\boldsymbol{\Sigma}$	\triangleq	The true covariance matrix of IVs $\mathbb{E}[\mathbf{z} \mathbf{z}^\top]$
$\mathbf{b}_t(\delta)$	\triangleq	Radius of the second-stage confidence ellipsoid at time t (Equation (16))
λ	\triangleq	Minimum eigenvalue of $\mathbf{G}_{z,0}$, i.e. the (positive-valued) regularisation parameter
$\boldsymbol{\gamma}$	\triangleq	Covariance vector of the first-and second-stage noises $\mathbb{E}[\epsilon \eta]$
γ	\triangleq	ℓ_2 norm of the covariance vector $\boldsymbol{\gamma}$
$f(T)$	\triangleq	Bound on the sum of maximum eigenvalues of the inverse of first-stage design matrices till time T , i.e. $\mathcal{O}(\log(T))$ (Corollary B.9)

A.1 Vectors, matrices, and norms

Definition A.1 (ℓ_p -norms). For a vector $\mathbf{v} \in \mathbb{R}^n$, we express its ℓ_p -norm as $\|\mathbf{v}\|_p$ for $p \geq 0$. A special case is the Euclidean ℓ_2 -norm denoted as $\|\cdot\|_2$, which is induced by classical scalar product on \mathbb{R}^n denoted by $\langle \cdot, \cdot \rangle$.

Given a rectangular matrix $\mathbf{A} \in \mathbb{R}^{n \times m}$ with $n \geq m$, we write its ordered singular values as

$$\sigma_{\max}(\mathbf{A}) = \sigma_1(\mathbf{A}) \geq \sigma_2(\mathbf{A}) \geq \cdots \geq \sigma_m(\mathbf{A}) = \sigma_{\min}(\mathbf{A}) \geq 0$$

The minimum and maximum singular values have the variational characterisation

$$\sigma_{\max}(\mathbf{A}) = \max_{\mathbf{v} \in \mathbb{S}^{m-1}} \|\mathbf{A}\mathbf{v}\|_2 \quad \text{and} \quad \sigma_{\min}(\mathbf{A}) = \min_{\mathbf{v} \in \mathbb{S}^{m-1}} \|\mathbf{A}\mathbf{v}\|_2,$$

where $\mathbb{S}^{d-1} \triangleq \{\mathbf{v} \in \mathbb{R}^d \mid \|\mathbf{v}\|_2 = 1\}$ is the Euclidean unit sphere in \mathbb{R}^d .

Definition A.2 (ℓ_2 -operator norm). The spectral or ℓ_2 -operator norm of \mathbf{A} is defined as

$$\|\mathbf{A}\|_2 \triangleq \sigma_{\max}(\mathbf{A}). \quad (7)$$

Since covariance matrices are symmetric, we also focus on the set of symmetric matrices in \mathbb{R}^d , denoted $\mathcal{S}^{d \times d} = \{\mathbf{Q} \in \mathbb{R}^{d \times d} \mid \mathbf{Q} = \mathbf{Q}^T\}$, as well as the subset of positive semidefinite matrices given by

$$\mathcal{S}_+^{d \times d} \triangleq \{\mathbf{Q} \in \mathcal{S}^{d \times d} \mid \mathbf{Q} \succeq 0\}.$$

From standard linear algebra, we recall the facts that any matrix $\mathbf{Q} \in \mathcal{S}^{d \times d}$ is diagonalisable via a unitary transformation, and we use $\lambda(\mathbf{Q}) \in \mathbb{R}^d$ to denote its vector of eigenvalues, ordered as

$$\lambda_{\max}(\mathbf{Q}) = \lambda_1(\mathbf{Q}) \geq \lambda_2(\mathbf{Q}) \geq \cdots \geq \lambda_d(\mathbf{Q}) = \lambda_{\min}(\mathbf{Q}).$$

Note that a matrix \mathbf{Q} is positive semidefinite-written $\mathbf{Q} \succeq 0$ for short-if and only if $\lambda_{\min}(\mathbf{Q}) \geq 0$.

Remark A.3 (Rayleigh-Ritz variational characterisation of eigenvalues). We remind also the Rayleigh-Ritz variational characterisation of the minimum and maximum eigenvalues-namely

$$\lambda_{\max}(\mathbf{Q}) = \max_{\mathbf{v} \in \mathbb{S}^{d-1}} \mathbf{v}^T \mathbf{Q} \mathbf{v} \quad \text{and} \quad \lambda_{\min}(\mathbf{Q}) = \min_{\mathbf{v} \in \mathbb{S}^{d-1}} \mathbf{v}^T \mathbf{Q} \mathbf{v}.$$

Remark A.4. For any symmetric matrix \mathbf{Q} , the ℓ_2 -operator norm can be written as

$$\|\mathbf{Q}\|_2 = \max \{\lambda_{\max}(\mathbf{Q}), |\lambda_{\min}(\mathbf{Q})|\},$$

by virtue of which it inherits the variational representation $\|\mathbf{Q}\|_2 = \max_{\mathbf{v} \in \mathbb{S}^{d-1}} |\mathbf{v}^T \mathbf{Q} \mathbf{v}|$.

Corollary A.5. Given a rectangular matrix $\mathbf{A} \in \mathbb{R}^{n \times m}$ with $n \geq m$, suppose that we define the m dimensional symmetric matrix $\mathbf{R} = \mathbf{A}^T \mathbf{A}$. We then have the relationship

$$\lambda_j(\mathbf{R}) = (\sigma_j(\mathbf{A}))^2 \quad \text{for } j = 1, \dots, m$$

We now introduce norms that are induced by positive semi-definite matrices in the following way.

Definition A.6. For any vector $\mathbf{y} \in \mathbb{R}^n$ and matrix $\mathbf{A} \in \mathcal{S}_+^{n \times n}$, let us define the norm $\|\mathbf{y}\|_{\mathbf{A}} \triangleq \sqrt{\mathbf{y}^T \mathbf{A} \mathbf{y}} = \sqrt{\langle \mathbf{y}, \mathbf{A} \mathbf{y} \rangle}$.

Throughout the paper we will need often to bound matrix induced norms using ℓ_2 -norms for operators, the following results show how this can be done easily for generic matrices. We specialise this result as we need in the text.

Proposition A.7. Take $\mathbf{A}, \mathbf{B} \in \mathbb{R}^{n \times n}$, with $\mathbf{B} \succeq 0$ positive semi-definite and $\mathbf{x} \in \mathbb{R}^n$

$$\|\mathbf{Ax}\|_{\mathbf{B}}^2 = \|\mathbf{x}\|_{\mathbf{A}^\top \mathbf{B} \mathbf{A}}^2 \leq \|\mathbf{B}\|_2 \|\mathbf{A}\|_2^2 \|\mathbf{x}\|_2^2 \quad (8)$$

Proof. The equality holds since we can rewrite

$$\|\mathbf{Ax}\|_{\mathbf{B}}^2 = \langle \mathbf{Ax}, \mathbf{BAx} \rangle = \langle \mathbf{x}, \mathbf{A}^\top \mathbf{BAx} \rangle = \|\mathbf{x}\|_{\mathbf{A}^\top \mathbf{B} \mathbf{A}}^2.$$

The inequality follows by the definition of ℓ_2 -norms, where we further substitute $\mathbf{y} = \mathbf{Ax}$, to get

$$\langle \mathbf{Ax}, \mathbf{BAx} \rangle = \frac{\langle \mathbf{Ax}, \mathbf{BAx} \rangle \|\mathbf{Ax}\|_2^2}{\|\mathbf{Ax}\|_2^2 \|\mathbf{x}\|_2^2} \|\mathbf{x}\|_2^2 = \frac{\langle \mathbf{y}, \mathbf{By} \rangle}{\|\mathbf{y}\|_2^2} \frac{\|\mathbf{Ax}\|_2^2}{\|\mathbf{x}\|_2^2} \|\mathbf{x}\|_2^2 \leq \|\mathbf{B}\|_2 \|\mathbf{A}\|_2^2 \|\mathbf{x}\|_2^2.$$

We note that the inequality holds trivially for x in the null space of \mathbf{A} , therefore, in the previous case, we can safely divide by $\|\mathbf{Ax}\|_2$ and $\|\mathbf{x}\|_2$. \square

Lemma A.8 (Determinant-Trace Inequality). Suppose $\mathbf{z}_1, \mathbf{z}_2, \dots, \mathbf{z}_t \in \mathbb{R}^d$ and for any $1 \leq s \leq t$, $\|\mathbf{z}_s\|_2 \leq L_z$. Let $\mathbf{G}_{\mathbf{z},t} = \lambda \mathbf{I}_{d_z} + \sum_{s=1}^t \mathbf{z}_s \mathbf{z}_s^\top$ for some $\lambda > 0$. Then,

$$\det(\mathbf{G}_{\mathbf{z},t}) \leq (\lambda + tL_z^2/d_z)^{d_z} \quad (9)$$

Proof. Let $\alpha_1, \alpha_2, \dots, \alpha_{d_z}$ be the eigenvalues of $\mathbf{G}_{\mathbf{z},t}$. Since $\mathbf{G}_{\mathbf{z},t}$ is positive definite, its eigenvalues are positive. Also, note that $\det(\mathbf{G}_{\mathbf{z},t}) = \prod_{s=1}^{d_z} \alpha_s$ and $\text{Tr}(\mathbf{G}_{\mathbf{z},t}) = \sum_{s=1}^{d_z} \alpha_s$. By inequality of arithmetic and geometric means,

$$\sqrt[d_z]{\alpha_1 \alpha_2 \cdots \alpha_{d_z}} \leq \frac{\alpha_1 + \alpha_2 + \cdots + \alpha_{d_z}}{d_z}.$$

Therefore, $\det(\mathbf{G}_{\mathbf{z},t}) \leq (\text{Tr}(\mathbf{G}_{\mathbf{z},t})/d_z)^{d_z}$. Now, it remains to upper bound the trace:

$$\text{Tr}(\mathbf{G}_{\mathbf{z},t}) = \text{Tr}(\lambda \mathbf{I}_{d_z}) + \sum_{s=1}^t \text{Tr}(\mathbf{z}_s \mathbf{z}_s^\top) = d_z \lambda + \sum_{s=1}^t \|\mathbf{z}_s\|_2^2 \leq d_z \lambda + tL_z^2.$$

\square

As a direct corollary of Weyl's theorem for eigenvalues, we have the following [Wainwright, 2019].

Lemma A.9. For two symmetric matrices \mathbf{A} and \mathbf{B}

$$|\lambda_{\min}(\mathbf{A}) - \lambda_{\min}(\mathbf{B})| \leq \|\mathbf{A} - \mathbf{B}\|_2. \quad (10)$$

A.2 Random variables and concentration bounds

Random variables follow the previous convention if they are scalar, vectors, or random matrix variables. We adopt the following convention when we talk about sub-Gaussians and sub-exponential random variables.

Definition A.10 (Sub-Gaussian r.v.). A random variable X with mean $\mu = \mathbb{E}[X]$ is sub-Gaussian if there is a positive number σ such that

$$\mathbb{E} \left[e^{\lambda(X-\mu)} \right] \leq e^{\sigma^2 \lambda^2 / 2} \quad \text{for all } \lambda \in \mathbb{R}.$$

Definition A.11 (Sub-exponential r.v.). A random variable X with mean $\mu = \mathbb{E}[X]$ is sub-exponential if there are non-negative parameters (ν, α) such that

$$\mathbb{E} \left[e^{\lambda(X-\mu)} \right] \leq e^{\nu^2 \lambda^2 / 2} \quad \text{for all } |\lambda| < \frac{1}{\alpha}$$

Lemma A.12 (Square and product of non-independent sub-Gaussian random variables). *Given two non-independent random variables $X \sim \text{sub-Gaussian}(\sigma_X)$ and $Y \sim \text{sub-Gaussian}(\sigma_Y)$, we have the following properties:*

1. the squared random variable X^2 is sub-exp($4\sqrt{2}\sigma^2, 4\sigma^2$);
2. the recentered random variable XY is sub-exp($4\sqrt{2}(\sigma_X^2 + \sigma_Y^2), 2(\sigma_X^2 + \sigma_Y^2)$).

Proof. We establish the proof for both statements sequentially, leveraging the first result to demonstrate the second in the scenario of non-independent random variables. This distinction gives rise to distinct constants compared to the outcome observed for independent random variables.

For the first point we bound the rescaled p -th power of X

$$\begin{aligned} \mathbb{E} [|X/\sigma_X \sqrt{2}|^p] &= \int_0^\infty \mathbb{P} \{ |X/\sigma_X \sqrt{2}|^p \geq u \} du && \text{(integral identity for positive r.v.)} \\ &= \frac{1}{\sqrt{2}\sigma_X} \int_0^\infty \mathbb{P} \{ |X| \geq t\sqrt{2}\sigma_X \} pt^{p-1} dt && \text{(change of variable } u = t^p) \\ &\leq \int_0^\infty 2e^{-t^2} pt^{p-1} dt && \text{(by } \sigma_X\text{-sub-Gaussianity)} \\ &= p\Gamma(p/2) && \text{(set } t^2 = s \text{ and use definition of Gamma function)} \end{aligned}$$

By multiplying both sides by $(\sqrt{2}\sigma)^p$ we obtain $\mathbb{E} [|X|^p] \leq p2^{\frac{p}{2}} \sigma^p \Gamma(p/2)$.

Let $W = X^2$ and $\mu_W = \mathbb{E}[W]$. By power series expansion and since $\Gamma(r) = (r-1)!$ for an integer r , we have:

$$\begin{aligned} \mathbb{E} \left[e^{\lambda(W-\mu_W)} \right] &= 1 + \lambda \mathbb{E} [W - \mu_W] + \sum_{r=2}^{\infty} \frac{\lambda^r \mathbb{E} [(W - \mu_W)^r]}{r!} \leq 1 + \sum_{r=2}^{\infty} \frac{\lambda^r \mathbb{E} [|X|^{2r}]}{r!} \\ &\leq 1 + \sum_{r=2}^{\infty} \frac{\lambda^r 2^r 2^r \sigma^{2r} \Gamma(r)}{r!} = 1 + \sum_{r=2}^{\infty} \lambda^r 2^{r+1} \sigma^{2r} = 1 + \frac{8\lambda^2 \sigma^4}{1 - 2\lambda\sigma^2} \end{aligned}$$

By making $|\lambda| \leq 1/(4\sigma^2)$, we have $1/(1 - 2\lambda\sigma^2) \leq 2$. Finally, since $(\forall \alpha) 1 + \alpha \leq e^\alpha$, we have that a sub-Gaussian variable X with parameter σ is sub-exponential with parameters $(4\sqrt{2}\sigma^2, 4\sigma^2)$, in fact we have:

$$\mathbb{E} \left[e^{\lambda(X^2 - \mathbb{E}[X^2])} \right] \leq e^{16\lambda^2 \sigma^4} \quad \forall |\lambda| \leq 1/(4\sigma^2).$$

To prove the second point we define $Z_1 \triangleq \left(\frac{X-Y}{2}\right)^2 - \mathbb{E}\left[\left(\frac{X-Y}{2}\right)^2\right]$ and $Z_2 \triangleq \left(\frac{X+Y}{2}\right)^2 - \mathbb{E}\left[\left(\frac{X+Y}{2}\right)^2\right]$, then $XY - \mathbb{E}[XY] = Z_1 - Z_2$. We take care of the dependence between X and Y using Cauchy-Schwarz inequality instead of the product rule for expectations of independent random variables:

$$\mathbb{E}\left[e^{\lambda(X+Y)}\right] \leq \sqrt{\mathbb{E}\left[e^{2\lambda X}\right]} \sqrt{\mathbb{E}\left[e^{2\lambda Y}\right]} \leq \sqrt{e^{\frac{4\lambda^2\sigma_X^2}{2}}}\sqrt{e^{\frac{4\lambda^2\sigma_Y^2}{2}}} = e^{\frac{\lambda^2}{2}[\sigma_X^2 + \sigma_Y^2]}$$

where we used the sub-Gaussianity of X and Y separately. This proves for rescaled variables that both $X+Y$ and $X-Y$ are sub-Gaussian($\sqrt{2}\sqrt{\sigma_X^2 + \sigma_Y^2}$), therefore their rescaled versions $(X+Y)/2$ and $(X-Y)/2$ are sub-Gaussian($\sqrt{\sigma_X^2 + \sigma_Y^2}/\sqrt{2}$). We use the previous result on the square of sub-Gaussian random variables to show that Z_1 and Z_2 are both sub-exp($2\sqrt{2}(\sigma_X^2 + \sigma_Y^2)$, $2(\sigma_X^2 + \sigma_Y^2)$). We use again Cauchy-Schwarz since it holds also for dependent Z_1 and Z_2

$$\mathbb{E}\left[e^{\lambda(XY - \mathbb{E}[XY])}\right] = \mathbb{E}\left[e^{\lambda(Z_1 - Z_2)}\right] \leq \sqrt{\mathbb{E}\left[e^{2\lambda Z_1}\right] \mathbb{E}\left[e^{-2\lambda Z_2}\right]} \leq e^{+\frac{4\lambda^2}{2}8(\sigma_X^2 + \sigma_Y^2)^2}$$

which holds for $\lambda \leq 1/2(\sigma_X^2 + \sigma_Y^2)$. This proves that the sub-exponential parameters are indeed $\nu = 4\sqrt{2}(\sigma_X^2 + \sigma_Y^2)$ and $\alpha = 2(\sigma_X^2 + \sigma_Y^2)$. \square

The following are known concentration results, see [Wainwright, 2019].

Theorem A.13 (Concentration of martingale difference sequences). *Let $\{(D_k, \mathcal{F}_k)\}_{k=1}^\infty$ be a martingale difference sequence, and suppose that $\mathbb{E}\left[e^{\lambda D_k} \mid \mathcal{F}_{k-1}\right] \leq e^{\lambda^2 \nu_k^2 / 2}$ almost surely for any $|\lambda| < 1/\alpha_k$. Then the following hold:*

1. the sum $\sum_{k=1}^n D_k$ is sub-exponential($\sqrt{\sum_{k=1}^n \nu_k^2}, \alpha_*$) where $\alpha_* \triangleq \max_{k=1, \dots, n} \alpha_k$;
2. the sum satisfies the concentration inequality

$$\mathbb{P}\left[\left|\sum_{k=1}^n D_k\right| \geq t\right] \leq \begin{cases} 2e^{-\frac{t^2}{2\sum_{k=1}^n \nu_k^2}} & \text{if } 0 \leq t \leq \frac{\sum_{k=1}^n \nu_k^2}{\alpha_*} \\ 2e^{-\frac{t}{2\alpha_*}} & \text{if } t > \frac{\sum_{k=1}^n \nu_k^2}{\alpha_*} \end{cases}.$$

Theorem A.14 (Estimation of covariance matrices). *Let $\mathbf{z}_1, \dots, \mathbf{z}_t$ be i.i.d. zero-mean random vectors with covariance Σ such that $\|\mathbf{z}_s\|_2 \leq L_z$ almost surely. Then for all $\delta > 0$, the sample covariance matrix $\widehat{\Sigma}_t = \frac{1}{t} \sum_{s=1}^t \mathbf{z}_s \mathbf{z}_s^\top$ satisfies*

$$\mathbb{P}\left[\left\|\widehat{\Sigma}_t - \Sigma\right\|_2 \geq \delta\right] \leq 2d \exp\left(-\frac{t\delta^2}{(2L_z^2 \|\Sigma\|_2 + \delta)}\right),$$

this means that with probability at least $1 - \delta$

$$\left\|\widehat{\Sigma}_t - \Sigma\right\|_2 \leq \frac{4L_z^2}{t} \log\left(\frac{2d}{\delta}\right) + 2\sqrt{\frac{2L_z^2}{t} \log\left(\frac{2d_z}{\delta}\right)} \|\Sigma\|_2.$$

Finally, we have two important theorems whose proofs can be found in [Abbasi-Yadkori et al., 2011a].

Theorem A.15 (Self-Normalised Bound for Vector-Valued Martingales). *Let $\{\mathcal{F}_t\}_{t=0}^\infty$ be a filtration. Let $\{\eta_t\}_{t=1}^\infty$ be a real-valued stochastic process such that η_t is \mathcal{F}_t -measurable and η_t is conditionally σ_η -sub-Gaussian for some $\sigma_\eta \geq 0$ i.e. $\forall \lambda \in \mathbb{R}$ holds $\mathbb{E}\left[e^{\lambda \eta_t} \mid \mathcal{F}_{t-1}\right] \leq \exp(\lambda^2 \sigma_\eta^2 / 2)$. Let $\{\mathbf{z}_t\}_{t=1}^\infty$ be an \mathbb{R}^d -valued stochastic process such that \mathbf{z}_t is \mathcal{F}_{t-1} -measurable. For any $t \geq 0$, define $\mathbf{v}_t = \sum_{s=1}^t \eta_s \mathbf{z}_s$. Then, for any $\delta > 0$, with probability at least $1 - \delta$, for all $t \geq 0$,*

$$\|\mathbf{v}_t\|_{\mathbf{G}_{\mathbf{z},t}^{-1}} \leq \sqrt{2\sigma_\eta^2 \log\left(\frac{\det(\mathbf{G}_{\mathbf{z},t})^{1/2} \lambda^{-d/2}}{\delta}\right)} \leq \sqrt{2d_z \sigma_\eta^2 \log\left(\frac{1 + tL_z^2/d_z \lambda}{\delta}\right)}$$

Theorem A.16 (Self-normalised Bound for Scalar Valued Martingales). *Under the same assumptions as the previous theorem, let $\{\mathcal{F}_t\}_{t=0}^\infty$ be a filtration. Let $\{\eta_t\}_{t=1}^\infty$ be a real-valued stochastic process such that η_t is \mathcal{F}_t -measurable and η_t is conditionally σ_η -sub-Gaussian for some $\sigma_\eta \geq 0$ i.e. $\forall \lambda \in \mathbb{R}$ holds $\mathbb{E}[e^{\lambda \eta_t} \mid \mathcal{F}_{t-1}] \leq \exp(\lambda^2 \sigma_\eta^2 / 2)$. Let $\{w_t\}_{t=1}^\infty$ be a scalar-valued stochastic process such that w_t is \mathcal{F}_{t-1} -measurable. Then, for any $\delta > 0$, with probability at least $1 - \delta$, for all $t \geq 0$,*

$$\left| \sum_{s=1}^t \eta_s w_s \right| \leq \sigma_\eta \sqrt{2 \left(1/\sigma_\eta^2 + \sum_{s=1}^t w_s \right) \log \left(\frac{\sqrt{1 + \sigma_\eta^2 \sum_{s=1}^t w_s^2}}{\delta} \right)} \quad (11)$$

B Regret analysis of O2SLS

Instrumental variables is a powerful technique employed in econometrics to address endogeneity concerns when estimating causal relationships between variables. One computational approach commonly used is 2SLS. In the first stage of 2SLS, each endogenous covariate in the equation of interest is regressed on all exogenous variables in the model, including both exogenous covariates within the equation of interest and the excluded instruments. This step aims to establish the relationship between the endogenous variables and the instruments. In the second stage, the regression of interest is estimated, wherein each endogenous covariate is substituted with the predicted values obtained from the first stage. By employing this two-stage procedure, 2SLS effectively addresses endogeneity issues and provides consistent estimates of the causal effects of interest.

In the following we show the relation between the just-identified and over-identified case of IVs and show the form that the 2SLS assumes in the two cases.

B.1 A primer on just-identified and over-identified IVs and 2SLS

Just-identified case [$d_x = d_z = d$]: In the just-identified case, instruments and covariates have the same dimension d , i.e. for each covariate, there is an instrument that is correlated to it. Given an observational dataset $\{\mathbf{x}_s, y_s\}_{s=1}^t$ consisting of t pairs of input features and outcomes, such that $y_s \in \mathbb{R}$ and $\mathbf{x}_s \in \mathbb{R}^d$. These inputs and outcomes are stochastically generated using a linear model

$$y_s = \boldsymbol{\beta}^\top \mathbf{x}_s + \eta_s,$$

It is assumed that the error terms η_i are independently and identically distributed and have bounded variance σ^2 . In the presence of endogeneity (\mathbf{x} and the noise $\boldsymbol{\eta}$ are correlated) Ordinary Least Square $\boldsymbol{\beta}$ [Wasserman, 2004] defined as $\hat{\boldsymbol{\beta}} \triangleq \operatorname{argmin}_{\boldsymbol{\beta}'} \sum_{s=1}^t (y_s - \boldsymbol{\beta}'^\top \mathbf{x}_s)^2$ is biased and asymptotically inconsistent. To compute an unbiased estimate of $\boldsymbol{\beta}$ under endogeneity, a popular technique is to introduce the Instrumental Variables (IVs). IVs are chosen such that they are highly correlated with endogenous components of \mathbf{x} (relevance condition) but are independent of the noise η (exogeneity condition for \mathbf{z}). In practice, this dependence is modelled with a confounding unobserved random variable $\boldsymbol{\epsilon}$ by

$$\mathbf{X}_t = \mathbf{Z}_t \boldsymbol{\Theta} + \mathbf{E}_t,$$

where $\boldsymbol{\Theta} \in \mathbb{R}^{d_z \times d_x}$ is an unknown first-stage parameter matrix and $\mathbf{E}_t \triangleq [\boldsymbol{\epsilon}_1, \dots, \boldsymbol{\epsilon}_t]^\top$ is the unobserved noise matrix leading to confounding in the second stage. The most common IV specification uses the following estimator:

$$\hat{\boldsymbol{\beta}}_{\text{IV},t} \triangleq \left(\mathbf{Z}_t^\top \mathbf{X}_t \right)^{-1} \mathbf{Z}_t^\top \mathbf{y}_t. \quad (\text{IV})$$

As long as $\mathbb{E}[\mathbf{z}_i \eta_i] = \mathbf{0}$ in the true model, $\hat{\boldsymbol{\beta}}_{\text{IV},t} = \left(\mathbf{Z}_t^\top \mathbf{X}_t \right)^{-1} \mathbf{Z}_t^\top \mathbf{X}_t \boldsymbol{\beta} + \left(\mathbf{Z}_t^\top \mathbf{X}_t \right)^{-1} \mathbf{Z}_t^\top \boldsymbol{\eta}_t \xrightarrow{p} \boldsymbol{\beta}$, as $t \rightarrow \infty$. This works because IV solves for the unique parameter that satisfies $\frac{1}{n} \mathbf{Z}_t^\top \boldsymbol{\eta}_t \xrightarrow{p} \mathbf{0}$. Since \mathbf{x} and $\boldsymbol{\eta}$ are correlated, IV estimator is not unbiased in finite-time.

Relevance condition for IVs ensures this. It basically means that **IVs and covariates must have some correlation**, and thus, IVs explain some of the variance observed in the endogenous covariates \mathbf{x}_t [Hernan and Robins, 2020, Chapter 16]. Since we are interested in finite time guarantees, we assume "positive-definite covariance" between IVs and covariates at any finite time.

Specifically, we use the following form of the relevance condition:

$$\sigma_{\min}(\operatorname{Cov}(\mathbf{Z}_t, \mathbf{X}_t)) = \sigma_{\min} \left(\frac{1}{t} \sum_{s=1}^t \mathbf{z}_s \mathbf{x}_s^\top \right) \geq \mathfrak{r} > 0, \quad \forall t \in \mathbb{N}. \quad (12)$$

Remark B.1 (Requirement of the relevance condition). Here, we discuss different perspectives and results justifying the use of the relevance condition in the online IV regression setting like its offline counterpart.

1) *Causality perspective*: Relevance is one of the three *strictly necessary conditions for the existence of IVs* even in offline IV-regression [Greene, 2003, Hernan and Robins, 2020]. Without relevance, IV regressor is not defined. For linear case, [Martens et al.'06, Epidemiology] show that relevance exists for IVs causally associated with covariates.

2) *Experimental grounding*: We confirm that this assumption is good and realistic. Because our regression analysis and the bandit algorithm's design are based on this assumption, and in both settings, our algorithms outperform the natural baselines (plus the one-stage reduction in fig) while not needing to know the exact amount of relevance.

3) *Expressing relevance*: [Greene, 2003] states that the relevance condition can also be written as a condition of rank maximality for covariance matrices, which we express as the minimum singular value being bounded away from zero a.s.

Over-identified case [$d_x < d_z$]: Suppose that there are more instruments than there are covariates in the equation of interest, so that \mathbf{Z}_t is a $t \times d_z$ matrix with $d_z > d_x$. This is often called the over-identified case. In this case, the generalised method of moments (GMM) can be used. The GMM IV estimator is

$$\beta_{\text{GMM},t} \triangleq \left(\mathbf{X}_t^\top \mathbf{P}_{t,\mathbf{Z}_t} \mathbf{X}_t \right)^{-1} \mathbf{X}_t^\top \mathbf{P}_{t,\mathbf{Z}_t} \mathbf{y}_t, \quad (\text{GMM IV})$$

where $\mathbf{P}_{t,\mathbf{Z}_t}$ refers to the projection matrix $\mathbf{P}_{t,\mathbf{Z}_t} \triangleq \mathbf{Z}_t (\mathbf{Z}_t^\top \mathbf{Z}_t)^{-1} \mathbf{Z}_t^\top$. This expression collapses to the first when the number of instruments is equal to the number of covariates in the equation of interest. The over-identified IV is, therefore a generalisation of the just-identified IV. Defining GMM IV estimator requires an additional well-behavedness assumption on IVs.

Assumption B.2 (Well-behaved IVs). For any $t > 0$, the matrix $\mathbf{Z}_t^\top \mathbf{Z}_t$ is full rank with $\lambda_{\min}(\mathbf{G}_{z,0}) \triangleq \lambda_0 > 0$.

Proposition B.3. If $d_x = d_z$, i.e. in the just-identified case, $\beta_{\text{GMM},t}$ reduces to $\beta_{\text{IV},t}$.

Proof. Expanding the β_{GMM} expression:

$$\beta_{\text{GMM},t} = \left(\mathbf{X}_t^\top \mathbf{Z}_t (\mathbf{Z}_t^\top \mathbf{Z}_t)^{-1} \mathbf{Z}_t^\top \mathbf{X}_t \right)^{-1} \mathbf{X}_t^\top \mathbf{Z}_t (\mathbf{Z}_t^\top \mathbf{Z}_t)^{-1} \mathbf{Z}_t^\top \mathbf{y}_t$$

In the just-identified case, we have as many instruments as covariates, so that the dimension of \mathbf{X}_t is the same as that of \mathbf{Z}_t . Hence, $\mathbf{X}_t^\top \mathbf{Z}_t$, $\mathbf{Z}_t^\top \mathbf{Z}_t$ and $\mathbf{Z}_t^\top \mathbf{X}_t$ are all squared matrices of the same dimension. We can expand the inverse, using the fact that, for any invertible n -by- n matrices \mathbf{A} and \mathbf{B} , $(\mathbf{A}\mathbf{B})^{-1} = \mathbf{B}^{-1}\mathbf{A}^{-1}$:

$$\begin{aligned} \beta_{\text{GMM},t} &= \left(\mathbf{Z}_t^\top \mathbf{X}_t \right)^{-1} \left(\mathbf{Z}_t^\top \mathbf{Z}_t \right) \left(\mathbf{X}_t^\top \mathbf{Z}_t \right)^{-1} \mathbf{X}_t^\top \mathbf{Z}_t \left(\mathbf{Z}_t^\top \mathbf{Z}_t \right)^{-1} \mathbf{Z}_t^\top \mathbf{y}_t \\ &= \left(\mathbf{Z}_t^\top \mathbf{X}_t \right)^{-1} \left(\mathbf{Z}_t^\top \mathbf{Z}_t \right) \left(\mathbf{Z}_t^\top \mathbf{Z}_t \right)^{-1} \mathbf{Z}_t^\top \mathbf{y}_t \\ &= \left(\mathbf{Z}_t^\top \mathbf{X}_t \right)^{-1} \mathbf{Z}_t^\top \mathbf{y}_t \\ &= \beta_{\text{IV},t} \end{aligned}$$

□

Interpretation as two-stage least-squares. One computational method which can be used to calculate IV estimates is two-stage least squares 2SLS. In the first stage, each explanatory variable that is an endogenous covariate in the equation of interest is regressed on all of the exogenous variables in the model, including both exogenous covariates in the equation of interest and the excluded instruments. The predicted values from these regressions are obtained. Then, in the second stage, the regression of interest is estimated as usual, except that in this stage each endogenous covariate is replaced with the predicted values from the first stage.

Proposition B.4. For $d_x \leq d_z$, i.e. in both just- and over-identified cases, $\beta_{\text{GMM},t} = \beta_{2\text{SLS},t}$.

Proof. The proof follows in two steps by simple substitution of the relevant quantities.

Stage 1: Regressing each column of \mathbf{X}_t on \mathbf{Z}_t with a regularisation parameter λ , in the first stage

$$\mathbf{X}_t = \mathbf{Z}_t \Theta + \mathbf{E}_t$$

yields

$$\hat{\Theta}_t \triangleq \left(\mathbf{Z}_t^\top \mathbf{Z}_t + \mathbf{G}_{z,0} \right)^{-1} \mathbf{Z}_t^\top \mathbf{X}_t \quad (13)$$

and save the predicted values:

$$\hat{\mathbf{X}}_t \triangleq \mathbf{Z}_t \hat{\Theta}_t = \mathbf{Z}_t \left(\mathbf{Z}_t^\top \mathbf{Z}_t + \mathbf{G}_{z,0} \right)^{-1} \mathbf{Z}_t^\top \mathbf{X}_t \triangleq \mathbf{P}_{t,\mathbf{Z}_t} \mathbf{X}_t.$$

Stage 2: Regress \mathbf{y}_t on the predicted values from the first stage:

$$\mathbf{y}_t = \hat{\mathbf{X}}_t \beta + \eta_t$$

which gives:

$$\beta_{2\text{SLS},t} = \left(\hat{\mathbf{X}}_t^\top \hat{\mathbf{X}}_t \right)^{-1} \hat{\mathbf{X}}_t^\top \mathbf{y}_t = \left(\mathbf{X}_t^\top \mathbf{P}_{t,\mathbf{Z}_t} \mathbf{X}_t \right)^{-1} \mathbf{X}_t^\top \mathbf{P}_{t,\mathbf{Z}_t} \mathbf{y}_t$$

where the second equality follows from the fact that the usual OLS estimator is: $(\hat{\mathbf{X}}_t^\top \hat{\mathbf{X}}_t)^{-1} \hat{\mathbf{X}}_t^\top \mathbf{y}_t$, and replacing $\hat{\mathbf{X}}_t = \mathbf{P}_{t,\mathbf{Z}_t} \mathbf{X}_t$ and noting that $\mathbf{P}_{t,\mathbf{Z}_t}$ is a symmetric and idempotent matrix, so that $\mathbf{P}_{t,\mathbf{Z}_t}^\top \mathbf{P}_{t,\mathbf{Z}_t} = \mathbf{P}_{t,\mathbf{Z}_t} \mathbf{P}_{t,\mathbf{Z}_t} = \mathbf{P}_{t,\mathbf{Z}_t}$ we have

$$\begin{aligned} \beta_{2\text{SLS},t} &= \left(\hat{\mathbf{X}}_t^\top \hat{\mathbf{X}}_t \right)^{-1} \hat{\mathbf{X}}_t^\top \mathbf{y}_t = \left(\mathbf{X}_t^\top \mathbf{P}_{t,\mathbf{Z}_t}^\top \mathbf{P}_{t,\mathbf{Z}_t} \mathbf{X}_t \right)^{-1} \mathbf{X}_t^\top \mathbf{P}_{t,\mathbf{Z}_t}^\top \mathbf{y}_t \\ &= \left(\mathbf{X}_t^\top \mathbf{P}_{t,\mathbf{Z}_t} \mathbf{X}_t \right)^{-1} \mathbf{X}_t^\top \mathbf{P}_{t,\mathbf{Z}_t} \mathbf{y}_t \\ &= \beta_{\text{GMM},t} \end{aligned}$$

□

For brevity, in the proofs hereafter, we denote an O2SLS estimate at time t , i.e. $\beta_{2\text{SLS},t}$ as β_t .

B.2 Parameter estimation and concentration in the first-stage

The first stage consists of a set of multiple regressions, which with the choice of regularizer $\lambda \text{Tr}(\Theta'^\top \Theta')$, keeps the d_x regressions independent and corresponds to a ridge regularization for each of them. The derivation of the confidence set is an extension of the results from [Abbasi-Yadkori et al., 2011a] for the first stage parameter and uses techniques from self-normalized processes to estimate the confidence ellipsoid. Define

$$L_t(\Theta') = \lambda \text{Tr}(\Theta'^\top \Theta') + \sum_{s=1}^t \text{Tr} \left(\left(\mathbf{x}_s - \Theta'^\top \mathbf{z}_s \right) \left(\mathbf{x}_s - \Theta'^\top \mathbf{z}_s \right)^\top \right).$$

Let $\widehat{\Theta}_t$ be the ℓ^2 -regularized least-squares estimate of Θ with regularization parameter $\lambda > 0$:

$$\widehat{\Theta}_t = \underset{\Theta'}{\text{argmin}} L_t(\Theta') = \mathbf{G}_{\mathbf{z},t}^{-1} \mathbf{Z}_t^\top \mathbf{X}_t, \quad (14)$$

where $\mathbf{G}_{\mathbf{z},t} \triangleq \mathbf{G}_{\mathbf{z},0} + \sum_{s=1}^t \mathbf{z}_s \mathbf{z}_s^\top = \lambda \mathbf{I}_{d_z} + \sum_{s=1}^t \mathbf{z}_s \mathbf{z}_s^\top$.

Theorem B.5 (Confidence ellipsoid for columns in first-stage). *Consider the ℓ^2 -regularized least-squares parameter estimate $\widehat{\Theta}_t$ with regularization coefficient $\lambda > 0$. Let $\mathbf{G}_{\mathbf{z},t} = \lambda \mathbf{I}_{d_z} + \sum_{s=1}^t \mathbf{z}_s \mathbf{z}_s^\top$ be the regularized design matrix of the IVs and $\text{Tr}(\Theta^\top \Theta) \leq S^2$. Define*

$$\sqrt{\beta_t(\delta)} = d_x \sigma_\epsilon \sqrt{2 \log \left(\frac{\det(\mathbf{G}_{\mathbf{z},t})^{1/2} \det(\lambda \mathbf{I}_{d_z})^{-1/2}}{\delta} \right) + \lambda^{1/2} S}.$$

Then, for any $0 < \delta < 1$, with probability at least $1 - \delta$,

$$\text{Tr} \left(\left(\widehat{\Theta}_t - \Theta \right)^\top \mathbf{G}_{\mathbf{z},t} \left(\widehat{\Theta}_t - \Theta \right) \right) \leq \beta_t(\delta).$$

In particular, $\mathbb{P}(\Theta \in \mathcal{C}_t(\delta), t = 1, 2, \dots) \geq 1 - \delta$, where

$$\mathcal{C}_t(\delta) = \left\{ \Theta \in \mathbb{R}^{d_z \times d_x} : \text{Tr} \left(\left(\Theta - \widehat{\Theta}_t \right)^\top \mathbf{G}_{\mathbf{z},t} \left(\Theta - \widehat{\Theta}_t \right) \right) \leq \beta_t(\delta) \right\}.$$

B.3 Elliptical lemma for the second-stage in endogenous setting

Lemma 3.3 (Second-stage confidence ellipsoid for endogeneous setting). *Given an O2SLS estimate β_t at step $t > 0$, the true parameter β with probability at least $1 - \delta$ belongs to*

$$\mathcal{E}_t = \left\{ \beta \in \mathbb{R}^{d_x} : \|\beta_t - \beta\|_{\widehat{\mathbf{H}}_t} \leq \sqrt{\mathfrak{b}_t(\delta)} \right\}, \quad (15)$$

Here, we define the second-stage design matrix to be $\widehat{\mathbf{H}}_t \triangleq \widehat{\Theta}_t^\top \mathbf{Z}_t^\top \mathbf{Z}_t \widehat{\Theta}_t$, and the first-stage design matrix to be $\mathbf{G}_{z,t} \triangleq \mathbf{Z}_t^\top \mathbf{Z}_t + \mathbf{G}_{z,0} = \sum_{s=1}^t \mathbf{z}_s \mathbf{z}_s^\top + \mathbf{G}_{z,0}$ with $\mathbf{G}_{z,0} = \lambda \mathbf{I}_{d_z}$ for any $t > 0$, and

$$\mathfrak{b}_t(\delta) \triangleq 2d_z \sigma_\eta^2 \log \left(\frac{1 + tL_z^2/d_z \lambda}{\delta} \right). \quad (16)$$

Proof.

Step 1: First, we start by observing the O2SLS estimate of the second-stage parameter β :

$$\begin{aligned} \beta_t &= \left(\mathbf{X}_t^\top \mathbf{Z}_t \left(\mathbf{Z}_t^\top \mathbf{Z}_t + \mathbf{G}_{z,0} \right)^{-1} \mathbf{Z}_t^\top \mathbf{X}_t \right)^{-1} \mathbf{X}_t^\top \mathbf{Z}_t \left(\mathbf{Z}_t^\top \mathbf{Z}_t + \mathbf{G}_{z,0} \right)^{-1} \mathbf{Z}_t^\top \mathbf{y}_t \\ &= \beta + \left(\mathbf{X}_t^\top \mathbf{Z}_t \left(\mathbf{Z}_t^\top \mathbf{Z}_t + \mathbf{G}_{z,0} \right)^{-1} \mathbf{Z}_t^\top \mathbf{X}_t \right)^{-1} \mathbf{X}_t^\top \mathbf{Z}_t \left(\mathbf{Z}_t^\top \mathbf{Z}_t + \mathbf{G}_{z,0} \right)^{-1} \mathbf{Z}_t^\top \boldsymbol{\eta}_t \end{aligned}$$

We would like to remind that following the classical GMM estimator, we assume $\mathbf{Z}_t^\top \mathbf{Z}_t + \mathbf{G}_{z,0}$ is invertible for any $t > 0$, and $\lambda_{\min}(\mathbf{G}_{z,0}) = \lambda > 0$.

Step 2: Thus, for any vector $\mathbf{x} \in \mathbb{R}^{d_x}$, we can express

$$\begin{aligned} \mathbf{x}^\top (\beta_t - \beta) &= \mathbf{x}^\top \left(\mathbf{X}_t^\top \mathbf{Z}_t \left(\mathbf{Z}_t^\top \mathbf{Z}_t + \mathbf{G}_{z,0} \right)^{-1} \mathbf{Z}_t^\top \mathbf{X}_t \right)^{-1} \left(\mathbf{X}_t^\top \mathbf{Z}_t \right) \left(\mathbf{Z}_t^\top \mathbf{Z}_t + \mathbf{G}_{z,0} \right)^{-1} \mathbf{Z}_t^\top \boldsymbol{\eta}_t \\ &= \mathbf{x}^\top \left(\widehat{\Theta}_t^\top \left(\mathbf{Z}_t^\top \mathbf{Z}_t + \mathbf{G}_{z,0} \right) \widehat{\Theta}_t \right)^{-1} \left(\mathbf{X}_t^\top \mathbf{Z}_t \right) \left(\mathbf{Z}_t^\top \mathbf{Z}_t + \mathbf{G}_{z,0} \right)^{-1} \mathbf{Z}_t^\top \boldsymbol{\eta}_t \\ &= \mathbf{x}^\top \left(\widehat{\Theta}_t^\top \left(\mathbf{Z}_t^\top \mathbf{Z}_t + \mathbf{G}_{z,0} \right) \widehat{\Theta}_t \right)^{-1} \left(\mathbf{X}_t^\top \mathbf{Z}_t \right) \left(\mathbf{Z}_t^\top \mathbf{Z}_t + \mathbf{G}_{z,0} \right)^{-1} \mathbf{Z}_t^\top \boldsymbol{\eta}_t \\ &= \left\langle \left(\mathbf{Z}_t^\top \mathbf{X}_t \right) \underbrace{\left(\widehat{\Theta}_t^\top \left(\mathbf{Z}_t^\top \mathbf{Z}_t + \mathbf{G}_{z,0} \right) \widehat{\Theta}_t \right)^{-1}}_{\widehat{\mathbf{H}}_t} \mathbf{x}, \underbrace{\left(\mathbf{Z}_t^\top \mathbf{Z}_t + \mathbf{G}_{z,0} \right)^{-1} \mathbf{Z}_t^\top \boldsymbol{\eta}_t}_{\mathbf{G}_{z,t}} \right\rangle \\ &= \left\langle \left(\mathbf{Z}_t^\top \mathbf{X}_t \right) \widehat{\mathbf{H}}_t^{-1} \mathbf{x}, \mathbf{G}_{z,t}^{-1} \mathbf{Z}_t^\top \boldsymbol{\eta}_t \right\rangle \\ &\stackrel{(a)}{\leq} \left\| \left(\mathbf{Z}_t^\top \mathbf{X}_t \right) \widehat{\mathbf{H}}_t^{-1} \mathbf{x} \right\|_{\mathbf{G}_{z,t}^{-1}} \left\| \mathbf{G}_{z,t}^{-1} \mathbf{Z}_t^\top \boldsymbol{\eta}_t \right\|_{\mathbf{G}_{z,t}} \\ &\stackrel{(b)}{=} \left\| \left(\mathbf{Z}_t^\top \mathbf{X}_t \right) \widehat{\mathbf{H}}_t^{-1} \mathbf{x} \right\|_{\mathbf{G}_{z,t}^{-1}} \left\| \mathbf{Z}_t^\top \boldsymbol{\eta}_t \right\|_{\mathbf{G}_{z,t}^{-1}} \\ &= \left(\mathbf{x}^\top \widehat{\mathbf{H}}_t^{-1} \left(\mathbf{X}_t^\top \mathbf{Z}_t \right) \left(\mathbf{Z}_t^\top \mathbf{Z}_t \right)^{-1} \left(\mathbf{Z}_t^\top \mathbf{X}_t \right) \widehat{\mathbf{H}}_t^{-1} \mathbf{x} \right) \left\| \mathbf{Z}_t^\top \boldsymbol{\eta}_t \right\|_{\mathbf{G}_{z,t}^{-1}} \\ &\stackrel{(c)}{=} \left(\mathbf{x}^\top \widehat{\mathbf{H}}_t^{-1} \left(\mathbf{X}_t^\top \mathbf{Z}_t \right) \widehat{\Theta}_t^\top \widehat{\mathbf{H}}_t^{-1} \mathbf{x} \right) \left\| \mathbf{Z}_t^\top \boldsymbol{\eta}_t \right\|_{\mathbf{G}_{z,t}^{-1}} \\ &= \left(\mathbf{x}^\top \widehat{\mathbf{H}}_t^{-1} \widehat{\Theta}_t^\top \left(\mathbf{Z}_t^\top \mathbf{Z}_t \right)^{-1} \widehat{\Theta}_t \widehat{\mathbf{H}}_t^{-1} \mathbf{x} \right) \left\| \mathbf{Z}_t^\top \boldsymbol{\eta}_t \right\|_{\mathbf{G}_{z,t}^{-1}} \\ &= \left(\mathbf{x}^\top \widehat{\mathbf{H}}_t^{-1} \widehat{\mathbf{H}}_t \widehat{\mathbf{H}}_t^{-1} \mathbf{x} \right) \left\| \mathbf{Z}_t^\top \boldsymbol{\eta}_t \right\|_{\mathbf{G}_{z,t}^{-1}} \\ &= \left\| \mathbf{x} \right\|_{\widehat{\mathbf{H}}_t^{-1}} \left\| \mathbf{Z}_t^\top \boldsymbol{\eta}_t \right\|_{\mathbf{G}_{z,t}^{-1}} \end{aligned}$$

Here, we define the first-stage design matrix to be $\mathbf{G}_{z,t} \triangleq \mathbf{Z}_t^\top \mathbf{Z}_t$, and the second-stage design matrix to be $\widehat{\mathbf{H}}_t \triangleq \widehat{\Theta}_t^\top (\mathbf{Z}_t^\top \mathbf{Z}_t + \mathbf{G}_{z,0}) \widehat{\Theta}_t = \widehat{\Theta}_t^\top \mathbf{G}_{z,t} \widehat{\Theta}_t$ for any $t > 0$.

Inequality (a) is obtained from the Cauchy-Schwartz inequality. Equality (b) is due to the fact that $\|\mathbf{A}^{-1} \mathbf{x}\|_{\mathbf{A}} = \|\mathbf{x}\|_{\mathbf{A}^{-1}}$. Equality (c) is due to the definition of $\widehat{\Theta}_t$ (Eq. (13)).

Step 3: Now, let us choose $\mathbf{x} \triangleq \widehat{\mathbf{H}}_t (\boldsymbol{\beta}_t - \boldsymbol{\beta})$.

This leads to

$$\text{LHS} = (\boldsymbol{\beta}_t - \boldsymbol{\beta})^\top \widehat{\mathbf{H}}_t (\boldsymbol{\beta}_t - \boldsymbol{\beta}) = \|\boldsymbol{\beta}_t - \boldsymbol{\beta}\|_{\widehat{\mathbf{H}}_t}^2,$$

and

$$\begin{aligned} \text{RHS} &= \|\widehat{\mathbf{H}}_t (\boldsymbol{\beta}_t - \boldsymbol{\beta})\|_{\widehat{\mathbf{H}}_t^{-1}} \|\mathbf{Z}_t \boldsymbol{\eta}_t\|_{\mathbf{G}_{z,t}^{-1}} \\ &= \|\boldsymbol{\beta}_t - \boldsymbol{\beta}\|_{\widehat{\mathbf{H}}_t} \|\mathbf{Z}_t \boldsymbol{\eta}_t\|_{\mathbf{G}_{z,t}^{-1}} \end{aligned}$$

Step 4: Combining the two results above lead to

$$\|\boldsymbol{\beta}_t - \boldsymbol{\beta}\|_{\widehat{\mathbf{H}}_t} \leq \|\mathbf{Z}_t \boldsymbol{\eta}_t\|_{\mathbf{G}_{z,t}^{-1}}$$

We bound the last term assigning $\eta_0 = 0$, using Theorem A.15 for the first inequality, and Lemma A.8 in the second inequality.

$$\begin{aligned} \|\mathbf{Z}_t^\top \boldsymbol{\eta}_t\|_{\mathbf{G}_{z,t}^{-1}} &= \left\| \sum_{s=1}^t \eta_s \mathbf{z}_s \right\|_{\mathbf{G}_{z,t}^{-1}} \leq \sqrt{2\sigma_\eta^2 \log \left(\frac{\det(\mathbf{G}_{z,t})^{1/2} \lambda^{-d_z/2}}{\delta} \right)} \\ &\leq \sqrt{2d_z \sigma_\eta^2 \log \left(\frac{1 + tL_z^2/d_z \lambda}{\delta} \right)}. \end{aligned}$$

The second inequality is obtained from the concentration of the vector-valued martingales with probability at least $1 - \delta$. The final inequality is obtained by assuming $\mathbf{G}_{z,0} = \lambda \mathbf{I}_{d_z}$. \square

Remark B.6 (t and d dependence.). We note that the ellipsoid bound has the following order in d and t while neglecting the constants:

$$\mathfrak{b}_t(\delta) = \mathcal{O}(d_z \log(t)).$$

Thus, $\mathfrak{b}_t(\delta)$ is monotonically increasing with t . We widely leverage this property in the proofs.

B.4 Concentration of the minimum eigenvalue of the design matrices

The aim of the section is to find a concentration result for the minimum eigenvalue of the design matrix, which, in turn, gives us a concentration of the ℓ_2 -norm of the inverse of the design matrix $\|\mathbf{G}_{\mathbf{z},t}^{-1}\|_2$. We use a classical concentration result for the covariance matrix Theorem A.14 together with the bound on the difference of the minimum eigenvalues of two symmetric matrices Lemma A.9 in order to bound the maximum eigenvalue of the inverse of the design matrix.

Remark B.7 (Diversity condition of IVs). In this section, we consider the covariance Σ , i.e. the true covariance matrix of the IVs vectors, to be only positive definite a.s. This is widely used in the stochastic online regression and linear bandit literature [Papini et al., 2021, Tirinzoni et al., 2022], and is known as the *diversity condition*.

Lemma B.8 (Well-behavedness of First-stage Design Matrix). *Let $\mathbf{z}_1, \dots, \mathbf{z}_t$ be i.i.d. zero-mean random vectors with covariance Σ such that $\|\mathbf{z}_s\|_2 \leq L_{\mathbf{z}}$ almost surely. We denote the regularised design matrix as $\mathbf{G}_{\mathbf{z},t} = \lambda \mathbf{I}_{d_{\mathbf{z}}} + \sum_{s=1}^t \mathbf{z}_s \mathbf{z}_s^\top$. For all $\delta > 0$ and regularisation parameter $\lambda > 0$, we observe that*

$$\|\mathbf{G}_{\mathbf{z},t}^{-1}\|_2 = \lambda_{\max}(\mathbf{G}_{\mathbf{z},t}^{-1}) \leq \begin{cases} \frac{1}{\lambda} & \text{if } t \leq T_0 \\ \frac{2}{t \lambda_{\min}(\Sigma)} & \text{if } t > T_0 \end{cases}.$$

Here, $T_0 > 0$ is a constant defined by Equation (18) and $\lambda_{\min}(\Sigma)$ is the minimum eigenvalue of the true covariance matrix of \mathbf{z} , i.e. $\Sigma \triangleq \mathbb{E}[\mathbf{z}\mathbf{z}^\top]$.

Proof. First, we aim to find a lower bound for the smallest eigenvalue of the design, matrix where we set the regularisation parameter λ to zero. We denote the ‘non-regularised’ design matrix as $\mathbf{G}_{\mathbf{z},t}^{\lambda=0}$. For $t \geq 1$, we observe that $\mathbf{G}_{\mathbf{z},t}^{\lambda=0}/t \triangleq \widehat{\Sigma}_t$. Thus, by applying Equation (10), we obtain

$$|\lambda_{\min}(\mathbf{G}_{\mathbf{z},t}^{\lambda=0}/t) - \lambda_{\min}(\Sigma)| \leq \frac{4L_{\mathbf{z}}^2}{t} \log\left(\frac{2d_{\mathbf{z}}}{\delta}\right) + 2\sqrt{\frac{2L_{\mathbf{z}}^2}{t} \log\left(\frac{2d_{\mathbf{z}}}{\delta}\right)} \|\Sigma\|_2.$$

Further substituting $A \triangleq 2L_{\mathbf{z}}^2 \log\left(\frac{2d_{\mathbf{z}}}{\delta}\right)$ leads to the following lower bound for the minimum eigenvalue

$$\lambda_{\min}(\mathbf{G}_{\mathbf{z},t}^{\lambda=0}) \geq \max\left\{0, t\left(\lambda_{\min}(\Sigma) - 2A/t - 2\sqrt{A\lambda_{\max}(\Sigma)/t}\right)\right\}.$$

Here, $\lambda_{\max}(\Sigma)$ and $\lambda_{\min}(\Sigma)$ is the maximum and minimum eigenvalues of the true covariance matrix of \mathbf{z} , i.e. $\Sigma \triangleq \mathbb{E}[\mathbf{z}\mathbf{z}^\top]$.

Now, from the variational definition of the minimum eigenvalues, we have $\lambda_{\min}(\mathbf{G}_{\mathbf{z},t}) \geq \lambda_{\min}(\mathbf{G}_{\mathbf{z},t}^{\lambda=0}) + \lambda$, which implies that $\lambda_{\min}(\mathbf{G}_{\mathbf{z},t}) \geq \lambda$ for all $t \geq 0$, with equality for $t = 0$. Thus, we have

$$\lambda_{\min}(\mathbf{G}_{\mathbf{z},t}) \geq \max\left\{\lambda, \lambda + t\left(\lambda_{\min}(\Sigma) - 2A/t - 2\sqrt{A\lambda_{\max}(\Sigma)/t}\right)\right\}. \quad (17)$$

Let us consider the second term inside the maximum of Equation (17), and we split it in the following way

$$\lambda + t\lambda_{\min}(\Sigma) - 2A - 2\sqrt{tA\lambda_{\max}(\Sigma)} = \underbrace{t\frac{\lambda_{\min}(\Sigma)}{2}}_{\text{Term (A)}} + \underbrace{\left(\frac{t\lambda_{\min}(\Sigma)}{2} - 2\sqrt{tA\lambda_{\max}(\Sigma)} + \lambda - 2A\right)}_{\text{Term (B)}}$$

Now we study for which values Term (B) is non-negative. The corresponding second-order polynomial equation is obtained substituting $u = \sqrt{t}$, and is $u^2 \lambda_{\min}(\Sigma) - 4u\sqrt{A\lambda_{\max}(\Sigma)} + 2(\lambda - 2A)$

$2A) = 0$, which has two solutions given by $u_{\pm} = 2\sqrt{A\lambda_{\max}(\boldsymbol{\Sigma})} \pm \sqrt{4A\lambda_{\max}(\boldsymbol{\Sigma}) + 2(2A - \lambda)\lambda_{\min}(\boldsymbol{\Sigma})} / \lambda_{\min}(\boldsymbol{\Sigma})$. In particular for $t > \lceil u_+ \rceil$, Term (B) ≥ 0 , and Equation (17) simplifies in

$$\lambda_{\min}(\mathbf{G}_{\mathbf{z},t}) \geq \max\{\lambda, t\lambda_{\min}(\boldsymbol{\Sigma})/2\}.$$

Therefore, for $t > \lceil 2\lambda / \lambda_{\min}(\boldsymbol{\Sigma}) \rceil$ and $t > \lceil u_+ \rceil$ we have that $\lambda_{\min}(\mathbf{G}_{\mathbf{z},t}) \geq t\lambda_{\min}(\boldsymbol{\Sigma})/2$.

Putting the results together, we conclude that

$$\lambda_{\min}(\mathbf{G}_{\mathbf{z},t}) \geq t\lambda_{\min}(\boldsymbol{\Sigma})/2 \quad \text{for } t > T_0 \triangleq \max\{\lceil 2\lambda / \lambda_{\min}(\boldsymbol{\Sigma}) \rceil, \lceil u_+ \rceil\}, \quad (18)$$

while for $t \leq T_0$, we retain the trivial lower bound of the minimum eigenvalue, i.e. λ .

In summary, we have

$$\lambda_{\min}(\mathbf{G}_{\mathbf{z},t}) \geq \begin{cases} \lambda & \text{if } t \leq T_0 \\ t\lambda_{\min}(\boldsymbol{\Sigma})/2 & \text{if } t > T_0 \end{cases} \iff \lambda_{\max}(\mathbf{G}_{\mathbf{z},t}^{-1}) \leq \begin{cases} \frac{1}{\lambda} & \text{if } t \leq T_0 \\ \frac{2}{t\lambda_{\min}(\boldsymbol{\Sigma})} & \text{if } t > T_0 \end{cases}.$$

□

Corollary B.9 (Bound on the sum of maximum eigenvalues of the inverses of the first-stage design matrices). *For every $T > 0$, we have*

$$\sum_{s=0}^T \|\mathbf{G}_{\mathbf{z},s}^{-1}\|_2 \leq f(T) = \mathcal{O}(\log(T)),$$

where $f(t) \triangleq \frac{T_0+1}{\lambda} + \frac{2(\log(T)+1)}{\lambda_{\min}(\boldsymbol{\Sigma})}$.

Proof. For $T \leq T_0$,

$$\sum_{s=0}^T \|\mathbf{G}_{\mathbf{z},s}^{-1}\|_2 = \sum_{s=0}^T \frac{1}{\lambda} \leq \frac{T_0+1}{\lambda} = \mathcal{O}(1). \quad (19)$$

If $T > T_0$

$$\sum_{s=0}^T \|\mathbf{G}_{\mathbf{z},s}^{-1}\|_2 = \sum_{s=0}^{T_0} \frac{1}{\lambda} + \sum_{s=T_0+1}^T \frac{2}{\lambda_{\min}(\boldsymbol{\Sigma})s} \leq \frac{T_0+1}{\lambda} + \frac{2(\log(T)+1)}{\lambda_{\min}(\boldsymbol{\Sigma})} = \mathcal{O}(\log(T)) \quad (20)$$

where the last inequality follows from $\sum_{k=1}^n \frac{1}{k} \leq \int_1^n \frac{dx}{x} + 1 = \log(n) + 1$. □

B.5 Upper bounding the feature norms

In this section, we present some useful Lemmas that we used in the proofs of the regret bounds of O2SLS and OFUL-IV.

Remark B.10. In Appendix B.2, we describe that the first stage regression in O2SLS can be expressed as running d independent ridge regressions for each column of Θ (Equation (14)). Since the standard analysis of each of the ridge regressions assume independent and sub-Gaussian noise added in the linear model (cf. Theorem B.5; [Ouhamma et al., 2021]), we assume that each component of the first stage noise, i.e. $\epsilon_{t,i}$, corresponding to the i -th ridge regression is sub-Gauss(σ_ϵ). Thus, we obtain that $\mathbb{E}\|\epsilon_t\|_2^2 \leq d_\mathbf{x}\sigma_\epsilon^2$. We use this result throughout this section.

Lemma B.11 (Bounding the First-stage Estimates). *Under Assumptions 2.1 and IVs being bounded $\|\mathbf{z}\|_2^2 \leq L_z^2$, the minimum singular value of the estimated parameter in the first-stage regression (Equation (14)) is lower bounded by:*

$$\sigma_{\min}(\widehat{\Theta}_t) \geq \frac{\mathfrak{r}^2}{L_z^2}, \quad (21)$$

where we have from the relevance condition of IVs, $\sigma_{\min}(\text{Cov}(\mathbf{Z}_t, \mathbf{X}_t)) = \sigma_{\min}\left(\frac{1}{t}\sum_{s=1}^t \mathbf{z}_s \mathbf{x}_s^\top\right) \geq \mathfrak{r} > 0$ (Eq. (12)).

Proof. We start with the variational definition of the minimum singular value and then we lower bound this quantity:

$$\begin{aligned} \sigma_{\min}(\widehat{\Theta}_t) &= \sigma_{\min}\left(\left(\mathbf{Z}_t^\top \mathbf{Z}_t\right)^{-1} \left(\mathbf{Z}_t^\top \mathbf{X}_t\right)\right) \\ &= \min_{\mathbf{v} \in \mathbb{S}^{d_\mathbf{x}-1}} \left\| \left(\mathbf{Z}_t^\top \mathbf{Z}_t\right)^{-1} \left(\mathbf{Z}_t^\top \mathbf{X}_t\right) \mathbf{v} \right\|_2 \\ &\stackrel{(a)}{=} \min_{\mathbf{v} \in \mathbb{S}^{d_\mathbf{x}-1}} \frac{\left\| \left(\mathbf{Z}_t^\top \mathbf{Z}_t\right)^{-1} \left(\mathbf{Z}_t^\top \mathbf{X}_t\right) \mathbf{v} \right\|_2}{\left\| \left(\mathbf{Z}_t^\top \mathbf{X}_t\right) \mathbf{v} \right\|_2} \left\| \left(\mathbf{Z}_t^\top \mathbf{X}_t\right) \mathbf{v} \right\|_2 \\ &\geq \sigma_{\min}\left(\left(\mathbf{Z}_t^\top \mathbf{Z}_t\right)^{-1}\right) \sigma_{\min}\left(\mathbf{Z}_t^\top \mathbf{X}_t\right) \\ &= \lambda_{\min}\left(\left(\mathbf{Z}_t^\top \mathbf{Z}_t\right)^{-1}\right) \sigma_{\min}\left(\mathbf{Z}_t^\top \mathbf{X}_t\right) \\ &= \frac{\sigma_{\min}\left(\mathbf{Z}_t^\top \mathbf{X}_t\right)}{\lambda_{\max}\left(\mathbf{Z}_t^\top \mathbf{Z}_t\right)}. \end{aligned}$$

(a) holds because according to Assumption 2.1 it is assumed that $(\mathbf{Z}_t^\top \mathbf{X}_t)$ has maximum rank and therefore we are not dividing by a zero norm vector. Then, by the variational definition of the biggest eigenvalue

$$\lambda_{\max}\left(\mathbf{Z}_t^\top \mathbf{Z}_t\right) = \max_{\mathbf{v} \in \mathbb{S}^{d_\mathbf{z}-1}} \left\langle \mathbf{v}, \sum_{s=1}^t \mathbf{z}_s \mathbf{z}_s^\top \mathbf{v} \right\rangle = \max_{\mathbf{v} \in \mathbb{S}^{d_\mathbf{z}-1}} \sum_{s=1}^t \langle \mathbf{v}, \mathbf{z}_s \rangle^2 \leq \sum_{s=1}^t \|\mathbf{z}_s\|_2^2 \leq tL_z^2$$

Finally, we note that the quantity $\sigma_{\min}(\mathbf{Z}_t^\top \mathbf{X}_t) \geq t\mathfrak{r}$ by the definition of relevance, which implies

$$\sigma_{\min}(\widehat{\Theta}_t) = \frac{\sigma_{\min}(\mathbf{Z}_t^\top \mathbf{X}_t)}{\lambda_{\max}^2(\mathbf{Z}_t^\top \mathbf{Z}_t)} \geq \frac{t\mathfrak{r}^2}{tL_z^2} \geq \frac{\mathfrak{r}^2}{L_z^2}.$$

□

Lemma B.12. For any $t \geq 1$, we get

$$\left\| \widehat{\mathbf{H}}_{t-1}^{-1} \right\|_2 = \lambda_{\max} \left(\widehat{\mathbf{H}}_{t-1}^{-1} \right) = \frac{1}{\lambda_{\min} \left(\widehat{\mathbf{H}}_{t-1} \right)} \leq \frac{1}{\lambda_{\min}(\mathbf{G}_{\mathbf{z},t-1}) \sigma_{\min}^2 \left(\widehat{\Theta}_{t-1} \right)}. \quad (22)$$

Proof. The equalities follow directly from Corollary A.5, by the definition of the operator norm of a symmetric matrix, and using the fact that the maximum eigenvalue of an inverse matrix equals the inverse of the minimum eigenvalue of the matrix. For the inequality, we start by lower bounding the minimum eigenvalue of the second stage design matrix $\widehat{\mathbf{H}}_{t-1}$ and applying the definitions:

$$\begin{aligned} \lambda_{\min} \left(\widehat{\mathbf{H}}_{t-1} \right) &= \lambda_{\min} \left(\widehat{\Theta}_{t-1}^\top \mathbf{G}_{\mathbf{z},t-1} \widehat{\Theta}_{t-1} \right) = \min_{\mathbf{v} \in \mathbb{S}^{d_{\mathbf{x}}-1}} \left\langle \mathbf{v}, \widehat{\Theta}_{t-1}^\top \mathbf{G}_{\mathbf{z},t-1} \widehat{\Theta}_{t-1} \mathbf{v} \right\rangle \\ &= \min_{\mathbf{v} \in \mathbb{S}^{d_{\mathbf{x}}-1}} \frac{\left\langle \mathbf{v}, \widehat{\Theta}_{t-1}^\top \mathbf{G}_{\mathbf{z},t-1} \widehat{\Theta}_{t-1} \mathbf{v} \right\rangle}{\left\langle \widehat{\Theta}_{t-1} \mathbf{v}, \widehat{\Theta}_{t-1} \mathbf{v} \right\rangle} \left\langle \widehat{\Theta}_{t-1} \mathbf{v}, \widehat{\Theta}_{t-1} \mathbf{v} \right\rangle \\ &\geq \lambda_{\min}(\mathbf{G}_{\mathbf{z},t-1}) \min_{\mathbf{v} \in \mathbb{S}^{d_{\mathbf{x}}-1}} \left\| \widehat{\Theta}_{t-1} \mathbf{v} \right\|^2 \\ &\geq \lambda_{\min}(\mathbf{G}_{\mathbf{z},t-1}) \sigma_{\min}^2 \left(\widehat{\Theta}_{t-1} \right) \end{aligned}$$

and we conclude taking the inverses. \square

Lemma B.13 (Bounding the impact of first-stage noise). For first stage noises that is component-wise sub-Gaussian(σ_ϵ), and bounded IVs, i.e. $\|\mathbf{z}\|_2^2 \leq L_{\mathbf{z}}^2$, we have that

$$\sum_{t=1}^T \|\epsilon_t\|_{\widehat{\mathbf{H}}_{t-1}^{-1}}^2 \leq \underbrace{\frac{\mathfrak{r}^4}{L_{\mathbf{z}}^4} (d_{\mathbf{x}} \sigma_\epsilon^2 f(T) + C_5)}_{\mathcal{O}(d_{\mathbf{x}} \log T)}$$

with probability at least $1 - \delta$. Here, C_5 is a constant of $\mathcal{O}(d_{\mathbf{x}})$ as defined in Equation (24).

Proof. The proof follows using chain of inequalities

$$\begin{aligned} \sum_{t=1}^T \|\epsilon_t\|_{\widehat{\mathbf{H}}_{t-1}^{-1}}^2 &\leq \sum_{t=1}^T \|\epsilon_t\|_2^2 \lambda_{\max} \left(\widehat{\mathbf{H}}_{t-1}^{-1} \right) = \sum_{t=1}^T \frac{\|\epsilon_t\|_2^2}{\lambda_{\min} \left(\widehat{\mathbf{H}}_{t-1} \right)} \\ &\leq \sum_{t=1}^T \frac{\|\epsilon_t\|_2^2}{\lambda_{\min}(\mathbf{G}_{\mathbf{z},t-1}) \sigma_{\min}^2 \left(\widehat{\Theta}_{t-1} \right)} \leq \frac{\mathfrak{r}^4}{L_{\mathbf{z}}^4} \sum_{t=1}^T \frac{\|\epsilon_t\|_2^2}{\lambda_{\min}(\mathbf{G}_{\mathbf{z},t-1})} \\ &= \frac{\mathfrak{r}^4}{L_{\mathbf{z}}^4} \left(\underbrace{\sum_{t=1}^T \left\| \mathbf{G}_{\mathbf{z},t-1}^{-1} \right\|_2 \left(\|\epsilon_t\|_2^2 - \mathbb{E} \|\epsilon_t\|_2^2 \right)}_{\text{Term I}} + \underbrace{\sum_{t=1}^T \left\| \mathbf{G}_{\mathbf{z},t-1}^{-1} \right\|_2 \mathbb{E} \|\epsilon_t\|_2^2}_{\text{Term II}} \right) \end{aligned}$$

where in the second inequality we used Lemma B.12, Lemma B.11 in the third, and we simply split in two terms in the final passage the summation.

Term I: The squared ℓ_2 -norms of sub-Gaussian random variables are sub-exponential [Wainwright, 2019], therefore $\|\epsilon_t\|_2^2 - \mathbb{E} \|\epsilon_t\|_2^2 \sim \text{sub-exp}(\nu, \alpha)$ where the correct values of ν, α are derived in Lemma A.12, in the result on the square of sub-Gaussians variables, and gives

$\nu \triangleq 4\sqrt{2}d_{\mathbf{x}}\sigma_{\epsilon}^2$ and $\alpha \triangleq 4\sigma_{\epsilon}^2$. Furthermore, given an $X \sim \text{sub-exp}(\nu, \alpha)$ and a constant c , then $X/c \sim \text{sub-exp}(v/c, c/\alpha)$ which follows by considering a new parameter λ/c in the definitions of sub-exponentiality $\mathbb{E}[e^{\lambda X/c}] \leq e^{\lambda^2 \nu^2 / 2c^2}$, where $|\lambda/c| \leq \frac{1}{\alpha}$ iff $|\lambda| \leq \frac{c}{\alpha}$. Using this, we rescale by the factor t

$$\begin{aligned} \mathbb{P}\left[\sum_{t=T_0}^T \frac{\|\epsilon_t\|_2^2 - \mathbb{E}\|\epsilon_t\|_2^2}{t} \geq \mu\right] &\stackrel{(a)}{\leq} \mathbb{E}\left[e^{\lambda \sum_{t=T_0}^T \frac{\|\epsilon_t\|_2^2 - \mathbb{E}\|\epsilon_t\|_2^2}{t}}\right] e^{-\lambda\mu} \\ &\stackrel{(b)}{\leq} e^{\sum_{t=T_0}^T \lambda^2 \nu^2 / 2t^2 - \lambda\mu} \\ &\stackrel{(c)}{\leq} e^{\frac{\lambda^2 \nu^2}{2} \left(\frac{1}{T_0-1} - \frac{1}{T}\right) - \lambda\mu} \end{aligned}$$

where (a) is Markov's inequality, (b) uses the product rule for expectations and $\|\epsilon_t\|_2^2 - \mathbb{E}\|\epsilon_t\|_2^2 \sim \text{sub-exp}(\nu = 4\sqrt{2}d_{\mathbf{x}}\sigma_{\epsilon}^2, \alpha = 4\sigma_{\epsilon}^2)$, and (c) holds $\forall |\lambda| \leq \frac{m}{\alpha}$ thanks to the following series of inequalities $\sum_{t=T_0}^T \frac{1}{t^2} \leq \int_{t_0-1}^T 1/t^2 dt = (-\frac{1}{t}|_{T_0-1}^T = -\frac{1}{T} + \frac{1}{T_0-1})$. This proves that

$$\sum_{t=T_0}^T \frac{\|\eta_t\|_2^2 - \mathbb{E}\|\eta_t\|_2^2}{t} \sim \text{sub-exp}\left(\nu \sqrt{\frac{1}{T_0-1} - \frac{1}{T}}, \frac{T_0}{\alpha}\right) \quad (23)$$

We bound the following summation using Lemma B.8:

$$\begin{aligned} &\sum_{t=1}^T \left\| \mathbf{G}_{\mathbf{z}, t-1}^{-1} \right\|_2 \left(\|\epsilon_t\|_2^2 - \mathbb{E}\|\epsilon_t\|_2^2 \right) \\ &= \sum_{t=0}^{T_0} \lambda_{\max}(\mathbf{G}_{\mathbf{z}, t}^{-1}) \left(\|\epsilon_{t+1}\|_2^2 - \mathbb{E}\|\epsilon_{t+1}\|_2^2 \right) + \sum_{t=T_0+1}^{T-1} \lambda_{\max}(\mathbf{G}_{\mathbf{z}, t}^{-1}) \left(\|\epsilon_{t+1}\|_2^2 - \mathbb{E}\|\epsilon_{t+1}\|_2^2 \right) \\ &\leq \frac{1}{\lambda} \sum_{t=0}^{T_0} \left(\|\epsilon_{t+1}\|_2^2 - \mathbb{E}\|\epsilon_{t+1}\|_2^2 \right) + \frac{2}{\lambda_{\min}(\boldsymbol{\Sigma})} \sum_{t=T_0+1}^{T-1} \frac{\|\epsilon_{t+1}\|_2^2 - \mathbb{E}\|\epsilon_{t+1}\|_2^2}{t} \\ &\leq \frac{T_0+1}{\lambda} \left(4\sqrt{2}\sigma_{\epsilon}^2 d_{\mathbf{x}} \sqrt{2\log(1/\delta)} + \frac{1}{2\sigma_{\epsilon}^2} \log(1/\delta) \right) \\ &\quad + \frac{2}{\lambda_{\min}(\boldsymbol{\Sigma})} \left(\sqrt{2\nu^2 \left(\frac{1}{T_0} - \frac{1}{T} \right) \log(1/\delta)} + \frac{2T_0}{\alpha} \log(1/\delta) \right) \end{aligned}$$

Since Term I can be upper-bounded by a constant $\mathcal{O}(d_{\mathbf{x}})$, we just name this constant C_5 where we also substitute back the definitions $\nu = 4\sqrt{2}d_{\mathbf{x}}\sigma_{\epsilon}^2$ and $\alpha = 4\sigma_{\epsilon}^2$. Specifically,

$$\begin{aligned} \mathbf{Term\ I} &\leq \frac{T_0+1}{\lambda} \left(4\sqrt{2}d_{\mathbf{x}}\sigma_{\epsilon}^2 \sqrt{2\log(1/\delta)} + \frac{1}{2\sigma_{\epsilon}^2} \log(1/\delta) \right) \\ &\quad + \frac{2}{\lambda_{\min}(\boldsymbol{\Sigma})} \left(4\sqrt{2}d_{\mathbf{x}}\sigma_{\epsilon}^2 \sqrt{\frac{2}{T_0} \log(1/\delta)} + \frac{2T_0}{4\sigma_{\epsilon}^2} \log(1/\delta) \right) \triangleq C_5, \quad (24) \end{aligned}$$

which is a T -independent constant of $\mathcal{O}(d_{\mathbf{x}}\sigma_{\epsilon}^2)$.

Term II: The proof step-wise applies: (d) sub-Gaussianity of ϵ_t , (e) the high-probability bound on the sum of the minimum eigenvalue of the first-stage design matrix in Corollary B.9

$$\mathbf{Term\ II} \leq \sum_{t=1}^T \left\| \mathbf{G}_{\mathbf{z}, t-1}^{-1} \right\|_2 \mathbb{E}\|\epsilon_t\|_2^2$$

$$\begin{aligned}
&\leq d_x \sigma_\epsilon^2 \sum_{t=1}^T \lambda_{\max}(\mathbf{G}_{\mathbf{z},t-1}^{-1}) \\
&\stackrel{(d)}{\leq} d_x \sigma_\epsilon^2 f(T). \\
&\stackrel{(e)}{\leq} d_x \sigma_\epsilon^2 f(T).
\end{aligned}$$

Therefore, putting **Term I** and **Term II** together, we obtain

$$\sum_{t=1}^T \|\epsilon_t\|_{\hat{\mathbf{H}}_{t-1}^{-1}}^2 \leq \underbrace{\frac{\mathfrak{r}^4}{L_z^4} (d_x \sigma_\epsilon^2 f(T) + C_5)}_{\mathcal{O}(d_x \log T)}$$

□

Lemma B.14 (Bounding the sum of second-stage feature norms). *Under the same conditions of Lemma B.13 plus first-stage parameters with bounded ℓ_2 -norm $\|\Theta\|_2 \leq L_\Theta$ and bounded IVs $\|\mathbf{z}\|^2 \leq L_z^2$ we have that*

$$\sum_{t=1}^T \|\mathbf{x}_t\|_{\hat{\mathbf{H}}_{t-1}^{-1}}^2 \leq \underbrace{\left(L_\Theta^2 \frac{\mathfrak{r}^4}{L_z^2} + \frac{\mathfrak{r}^4}{L_z^4} d_x \sigma_\epsilon^2 \right) f(T) + \frac{\mathfrak{r}^4}{L_z^4} C_5}_{\mathcal{O}(d_x \log T)}$$

Proof. We start by substituting the first-stage equations inside the norm and using triangle inequality

$$\begin{aligned}
\sum_{t=1}^T \|\mathbf{x}_t\|_{\hat{\mathbf{H}}_{t-1}^{-1}}^2 &= \sum_{t=1}^T \left\| \Theta^\top \mathbf{z}_t + \epsilon_t \right\|_{\hat{\mathbf{H}}_{t-1}^{-1}}^2 \\
&\leq \underbrace{\sum_{t=1}^T \left\| \Theta^\top \mathbf{z}_t \right\|_{\hat{\mathbf{H}}_{t-1}^{-1}}^2}_{\text{Term 1}} + \underbrace{\sum_{t=1}^T \|\epsilon_t\|_{\hat{\mathbf{H}}_{t-1}^{-1}}^2}_{\text{Term 2}}
\end{aligned}$$

Step 1: Bounding Term 1. First, we upper bound the Term 1

$$\begin{aligned}
\sum_{t=1}^T \left\| \Theta^\top \mathbf{z}_t \right\|_{\hat{\mathbf{H}}_{t-1}^{-1}}^2 &= \sum_{t=1}^T \left\langle \Theta^\top \mathbf{z}_t, \hat{\mathbf{H}}_{t-1}^{-1} \Theta^\top \mathbf{z}_t \right\rangle \\
&\leq \sum_{t=1}^T \|\Theta^\top \mathbf{z}_t\|_2^2 \lambda_{\max}(\hat{\mathbf{H}}_{t-1}^{-1})
\end{aligned}$$

Therefore, by application of Lemma B.12 in the first inequality, we have

$$\begin{aligned}
\sum_{t=1}^T \left\| \Theta^\top \mathbf{z}_t \right\|_{\hat{\mathbf{H}}_{t-1}^{-1}}^2 &\leq \sum_{t=1}^T \frac{\|\Theta^\top \mathbf{z}_t\|_2^2}{\lambda_{\min}(\mathbf{G}_{\mathbf{z},t-1}) \sigma_{\min}^2(\hat{\Theta}_{t-1})} \\
&\stackrel{(a)}{\leq} \frac{\mathfrak{r}^4}{L_z^4} \sum_{t=1}^T \frac{\|\Theta^\top \mathbf{z}_t\|_2^2}{\lambda_{\min}(\mathbf{G}_{\mathbf{z},t-1})} \\
&\stackrel{(b)}{\leq} L_\Theta^2 L_z^2 \frac{\mathfrak{r}^4}{L_z^4} \sum_{t=1}^T \frac{1}{\lambda_{\min}(\mathbf{G}_{\mathbf{z},t-1})} \\
&= \frac{L_\Theta^2 \mathfrak{r}^4}{L_z^2} \sum_{t=1}^T \frac{1}{\lambda_{\min}(\mathbf{G}_{\mathbf{z},t-1})} \tag{25}
\end{aligned}$$

$$\stackrel{(c)}{\leq} \frac{L_{\Theta}^2 \mathfrak{r}^4}{L_z^2} f(T)$$

Inequality (a) is due to Lemma B.11 that bounds the minimum singular value of the first-stage parameter estimates. Inequality (b) is direct consequence of boundedness of IVs and the true first-stage parameter, and (c) follows from Corollary B.9.

Step 2: Bounding Term 2. This term is bounded directly in in Lemma B.13 and we conclude that

$$\sum_{t=1}^T \|\epsilon_t\|_{\hat{\mathbf{H}}_{t-1}^{-1}}^2 \leq \frac{\mathfrak{r}^4}{L_z^4} (d_x \sigma_{\epsilon}^2 f(T) + C_5)$$

Step 3: Assembling the results. Now combining the upper bounds for Term 1 and Term 2, we get

$$\sum_{t=1}^T \|\mathbf{x}_t\|_{\hat{\mathbf{H}}_{t-1}^{-1}}^2 \leq \left(L_{\Theta}^2 \frac{\mathfrak{r}^4}{L_z^2} + \frac{\mathfrak{r}^4}{L_z^4} d_x \sigma_{\epsilon}^2 \right) f(T) + \frac{\mathfrak{r}^4}{L_z^4} C_5$$

□

B.6 Upper bounding correlation between first and second stage noises

We start deriving a concentration result for the quantity $S_t \triangleq \sum_{s=1}^t \Delta \boldsymbol{\beta}_{s-1}^\top (\boldsymbol{\epsilon}_s \eta_s - \boldsymbol{\gamma})$. We can prove that S_t is a martingale adapted to the filtration $\mathcal{F}_t \triangleq \sigma(\boldsymbol{\epsilon}_{s:t}, \eta_{1:t}, z_{1:t})$, by proving that $\mathbb{E}[|S_t|] \leq \infty$ and $\mathbb{E}[S_{t+1} | \mathcal{F}_t] = S_t$. The first condition is immediate and the second can be easily verified since:

$$\mathbb{E}[S_{t+1} | \mathcal{F}_t] = \mathbb{E} \left[\Delta \boldsymbol{\beta}_t^\top (\boldsymbol{\epsilon}_{t+1} \eta_{t+1} - \boldsymbol{\gamma}) + \sum_{s=1}^t \Delta \boldsymbol{\beta}_{s-1}^\top (\boldsymbol{\epsilon}_s \eta_s - \boldsymbol{\gamma}) \middle| \mathcal{F}_t \right] = 0 + S_t.$$

Lemma B.15 (Concentration of correlated first and second-stage noise). *Under Assumption 2.1, and for sub-Gaussian first- and second-stage noises with parameters σ_η and σ_ϵ , for given $T > 1$*

$$\left| \sum_{t=1}^T \Delta \boldsymbol{\beta}_{t-1}^\top (\boldsymbol{\epsilon}_t \eta_t - \boldsymbol{\gamma}) \right| \leq 8e^2 (\sigma_\eta^2 + \sigma_\epsilon^2) \sqrt{d_x} \frac{t^2}{L_z^2} \sqrt{b_{T-1}(\delta)} \left(\sqrt{2f(T) \log \frac{2}{\delta}} + \sqrt{\max \left\{ \frac{1}{\lambda}, \frac{2}{\lambda_{\min}(\boldsymbol{\Sigma})} \right\} \log \frac{2}{\delta}} \right)$$

with probability at least $1 - \delta \in [0, 1)$.

Proof. The proof proceeds in three steps and the main technical difficulty arises from the dependencies between the random variables, which we tackle using Lemma A.12 plus some techniques derived from the equivalent characterisations of sub-Gaussian and sub-exponential random variables [Vershynin, 2018].

Step 1: Finding the sub-exponential parameters. We start deriving the sub-exponential parameters for $\Delta \boldsymbol{\beta}_{s-1}^\top (\boldsymbol{\epsilon}_s \eta_s - \boldsymbol{\gamma})$.

First, we bound the p -th moment of the random variable $\phi_i \triangleq (\boldsymbol{\epsilon}_{s,i} \eta_s - \gamma_i)$. This is the centred product of two sub-Gaussians non-independent random variables η_s and $\boldsymbol{\epsilon}_{s,i}$ and from Lemma A.12 is $\phi_i \sim \text{sub-exp}(\nu_i, \alpha_i)$ with $\nu_i \triangleq 4\sqrt{2}(\sigma_\epsilon^2 + \sigma_\eta^2)$, $\alpha_i \triangleq 2(\sigma_\epsilon^2 + \sigma_\eta^2)$. We can rewrite the previous sub-exponentiality condition using a unique parameter $K_1 \triangleq \max\{\alpha_i, \nu_i/\sqrt{2}\} = 4(\sigma_\epsilon^2 + \sigma_\eta^2)$ which implies $\mathbb{E}[e^{\lambda \phi_i}] \leq e^{\lambda^2 K_1^2}$ for all $|\lambda| \leq 1/K_1$. Using the general inequality $|x|^p \leq p^p (e^x + e^{-x})$ valid for $x \in \mathbb{R}$ we obtain

$$\mathbb{E} \left[\left| \frac{\phi_i}{K_1} \right|^p \right] \leq \mathbb{E} \left[p^p \left(\exp \left(\frac{\phi_i}{K_1} \right) + \exp \left(-\frac{\phi_i}{K_1} \right) \right) \right] \leq p^p 2e^{K_1^2/K_1^2} \leq 2ep^p$$

The previous inequality directly implies an inequality on the p -th norm of the ϕ_i

$$\sqrt[p]{\mathbb{E}[|\boldsymbol{\epsilon}_{s,i} \eta_s - \gamma_i|^p]} \leq \sqrt[p]{2e} K_1 p \leq 2e K_1 p = 4e (\sigma_\epsilon^2 + \sigma_\eta^2) p \triangleq K_2 p \quad (26)$$

Now, we find the sub-exponential parameters for the scalar product $\Delta \boldsymbol{\beta}_{s-1}^\top (\boldsymbol{\epsilon}_s \eta_s - \boldsymbol{\gamma})$. Using the sub-exponential characterisation with L^p norm that we just derived in Appendix B.6 we have $\forall p \geq 1$

$$\|\Delta \boldsymbol{\beta}_{s-1}^\top (\boldsymbol{\epsilon}_s \eta_s - \boldsymbol{\gamma})\|_p \leq \sum_{i=1}^d |\Delta \boldsymbol{\beta}_{s-1,i}| \|\boldsymbol{\epsilon}_{s,i} \eta_s - \boldsymbol{\gamma}\|_p \leq \sum_{i=1}^d |\Delta \boldsymbol{\beta}_{s-1,i}| K_2 p \triangleq K_{3,s} p \quad (27)$$

where $K_{3,s} \triangleq \sum_{i=1}^d |\Delta \boldsymbol{\beta}_{s-1,i}| K_2 = 4e (\sigma_\epsilon^2 + \sigma_\eta^2) \sum_{i=1}^d |\Delta \boldsymbol{\beta}_{s-1,i}|$.

We are ready to bound the moment-generating function and derive the

$$\mathbb{E} \left[e^{\lambda \sum_i \Delta \boldsymbol{\beta}_{s-1,i} (\boldsymbol{\epsilon}_{s,i} \eta_s - \gamma_i)} \middle| \mathcal{F}_{s-1} \right] \stackrel{(a)}{=} \mathbb{E} \left[\sum_{p=0}^{\infty} \frac{\lambda^p (\Delta \boldsymbol{\beta}^\top (\boldsymbol{\epsilon}_s \eta_s - \boldsymbol{\gamma}))^p}{p!} \right] \stackrel{(b)}{=} \sum_{p=0}^{\infty} \frac{\lambda^p}{p!} \mathbb{E} \left[\left(\Delta \boldsymbol{\beta}^\top (\boldsymbol{\epsilon}_s \eta_s - \boldsymbol{\gamma}) \right)^p \right]$$

$$\begin{aligned}
& \stackrel{(c)}{=} 1 + \sum_{p=2}^{\infty} \frac{\lambda^p \mathbb{E} \left[(\Delta \boldsymbol{\beta}^\top (\boldsymbol{\epsilon}_s \eta_s - \boldsymbol{\gamma}))^p \right]}{p!} \stackrel{(d)}{\leq} 1 + \sum_{p=2}^{\infty} \frac{\lambda^p K_{3,s}^p p^p}{p!} \\
& \stackrel{(e)}{\leq} 1 + \sum_{p=2}^{\infty} \lambda^p K_{3,s}^p e^p \stackrel{(f)}{=} 1 + \frac{(\lambda K_{3,s} e)^2}{1 - \lambda K_{3,s} e} \\
& \stackrel{(g)}{\leq} 1 + 2(\lambda K_{3,s} e)^2 \stackrel{(h)}{\leq} e^{2\lambda^2 K_{3,s}^2 e^2}
\end{aligned}$$

where (a) is a series expansion, (b) is from the linearity of expectation, (c) comes from the first moment equal to zero, (d) is obtained by substituting Equation (27), (e) is Stirling's approximation $p! \geq \frac{p^p}{e^p}$, (f) is valid $\forall |\lambda| \leq \frac{1}{K_{3,s} e}$, (g) is valid for $|\lambda| \leq \frac{1}{2K_{3,s} e}$, (h) uses $1 + x \leq e^x \forall x \in \mathbb{R}$.

Therefore we have that $\Delta \boldsymbol{\beta}_{s-1}^\top (\boldsymbol{\epsilon}_s \eta_s - \boldsymbol{\gamma})$ is sub-exp($2K_{3,s} e$, $2K_{3,s} e$). We finally substitute for $K_{3,s}$ and we obtain

$$\Delta \boldsymbol{\beta}_{s-1}^\top (\boldsymbol{\epsilon}_s \eta_s - \boldsymbol{\gamma}) \sim \text{sub-exp} \left(8e^2 (\sigma_\epsilon^2 + \sigma_\eta^2) \|\Delta \boldsymbol{\beta}_{s-1}\|_1, 8e^2 (\sigma_\epsilon^2 + \sigma_\eta^2) \|\Delta \boldsymbol{\beta}_{s-1}\|_1 \right)$$

Step 2: Concentration. We are now ready to derive the concentration for the sum of the martingale using Theorem A.13 and we obtain $\left| \sum_{t=1}^T S_t \right| \leq \sqrt{2 \log(2/\delta) \sum_t \nu_s^2} + 2\alpha^* \log(2/\delta)$ with probability bigger than $1 - \delta$ where

$$\begin{aligned}
S_t &\triangleq \Delta \boldsymbol{\beta}_{t-1}^\top (\boldsymbol{\epsilon}_t \eta_t - \boldsymbol{\gamma}), \\
\alpha_* &\triangleq 8e^2 (\sigma_\epsilon^2 + \sigma_\eta^2) \max_s \|\Delta \boldsymbol{\beta}_{s-1}\|_1, \\
\nu_s &\triangleq 8e^2 (\sigma_\epsilon^2 + \sigma_\eta^2) \|\Delta \boldsymbol{\beta}_{s-1}\|_1
\end{aligned}$$

we obtain that with probability bigger than $1 - \delta$

$$\begin{aligned}
\left| \sum_{t=1}^T \Delta \boldsymbol{\beta}_{t-1}^\top (\boldsymbol{\epsilon}_t \eta_t - \boldsymbol{\gamma}) \right| &\leq \sqrt{2 \log \left(\frac{2}{\delta} \right) (8e^2)^2 (\sigma_\eta^2 + \sigma_\epsilon^2)^2 \sum_{t=1}^T \|\Delta \boldsymbol{\beta}_{t-1}\|_1^2} \\
&\quad + 8e^2 (\sigma_\eta^2 + \sigma_\epsilon^2) \max_t \|\Delta \boldsymbol{\beta}_{t-1}\|_1 \log(2/\delta)
\end{aligned}$$

Step 3: Bounding the norms of the estimator. We study the term $\|\Delta \boldsymbol{\beta}_{t-1}\|_1$, its sum and maximum over t , which we need to substitute in the previous concentration bound. We can bound $\|\Delta \boldsymbol{\beta}_{t-1}\|_1^2 \leq d_{\mathbf{x}} \|\Delta \boldsymbol{\beta}_{t-1}\|_2^2$ and then use some matrix tricks in the following for the individual terms

$$\begin{aligned}
\|\Delta \boldsymbol{\beta}_{t-1}\|_2^2 &= \left\| \widehat{\mathbf{H}}^{-1/2} \widehat{\mathbf{H}}^{1/2} \Delta \boldsymbol{\beta}_{t-1} \right\|_2^2 \stackrel{(a)}{\leq} \left\| \widehat{\mathbf{H}}_{t-1}^{-1/2} \right\|_2^2 \|\Delta \boldsymbol{\beta}_{t-1}\|_{\widehat{\mathbf{H}}_{t-1}}^2 \\
&\stackrel{(b)}{\leq} \left\| \widehat{\mathbf{H}}_{t-1}^{-1} \right\|_2 \mathbf{b}_{t-1}(\delta) \stackrel{(c)}{\leq} \frac{\mathbf{t}^4}{L_{\mathbf{z}}^4} \left\| \mathbf{G}_{\mathbf{z},t-1}^{-1} \right\|_2 \mathbf{b}_{T-1}(\delta)
\end{aligned}$$

where (a) follows from Proposition A.7, (b) follows from the definition of the confidence ellipsoid in Equation (5) and (c) from Lemma B.12. Then, we compute the maximum and sum of these norms over T rounds.

Sum: When we take the sum over the rounds, we use in (a) Proposition A.7, Lemma B.12 and Lemma B.11, and in (b) Lemma B.8:

$$\sum_{t=1}^T \|\Delta \boldsymbol{\beta}_{t-1}\|_1^2 \leq d_{\mathbf{x}} \sum_{t=1}^T \|\Delta \boldsymbol{\beta}_{t-1}\|_2^2 \stackrel{(a)}{\leq} \frac{d_{\mathbf{x}} \mathbf{t}^4}{L_{\mathbf{z}}^4} \mathbf{b}_{T-1}(\delta) \sum_{t=1}^T \left\| \mathbf{G}_{\mathbf{z},t-1}^{-1} \right\|_2 \stackrel{(b)}{\leq} \frac{d_{\mathbf{x}} \mathbf{t}^4}{L_{\mathbf{z}}^4} \mathbf{b}_{T-1}(\delta) f(T)$$

Maximum: For the maximum, we have instead

$$\max_t \|\Delta\boldsymbol{\beta}_{t-1}\|_1 \leq \sqrt{d_x} \frac{\mathbf{r}^2}{L_{z^2}} \sqrt{\mathbf{b}_{T-1}(\delta) \|\mathbf{G}_{z,t-1}^{-1}\|_2} \leq \sqrt{d_x} \frac{\mathbf{r}^2}{L_{z^2}} \sqrt{\mathbf{b}_{T-1}(\delta) \max\left\{\frac{1}{\lambda}, \frac{2}{\lambda_{\min}(\boldsymbol{\Sigma})}\right\}}$$

Step 4: Assembling the results. Finally, we can substitute back these expressions in the bound at the previous point. We have that with a probability bigger than $1 - \delta$

$$\begin{aligned} & \left| \sum_{t=1}^T \Delta\boldsymbol{\beta}_{t-1}^\top (\boldsymbol{\epsilon}_t \eta_t - \gamma) \right| \\ & \leq \sqrt{2 \log(2/\delta) (8e^2)^2 (\sigma_\eta^2 + \sigma_\epsilon^2)^2 d_x \frac{\mathbf{r}^4}{L_{z^4}} \mathbf{b}_{T-1}(\delta) f(T)} \\ & \quad + (8e^2) (\sigma_\eta^2 + \sigma_\epsilon^2) \sqrt{d_x} \frac{\mathbf{r}^2}{L_{z^2}} \sqrt{\mathbf{b}_{T-1}(\delta) \max\left\{\frac{1}{\lambda}, \frac{2}{\lambda_{\min}(\boldsymbol{\Sigma})}\right\} \log(2/\delta)} \\ & = (8e^2) (\sigma_\eta^2 + \sigma_\epsilon^2) \sqrt{d_x} \frac{\mathbf{r}^2}{L_{z^2}} \sqrt{\mathbf{b}_{T-1}(\delta)} \left(\sqrt{2f(T) \log \frac{2}{\delta}} + \sqrt{\max\left\{\frac{1}{\lambda}, \frac{2}{\lambda_{\min}(\boldsymbol{\Sigma})}\right\} \log \frac{2}{\delta}} \right) \end{aligned}$$

□

Lemma B.16 (Bias of Correlated First and Second-stage Noise). *Under the same hypothesis as that of Lemma 3.3, the bias term for any $T > 1$ is bounded as*

$$\sum_{t=1}^T \Delta\boldsymbol{\beta}_{t-1}^\top \gamma \leq \|\gamma\|_2 \frac{\mathbf{r}^2}{L_{z^2}} \sqrt{\mathbf{b}_{T-1}(\delta)} \left(\frac{T_0}{\sqrt{\lambda}} + 2 \frac{\sqrt{2T}}{\sqrt{\lambda_{\min}(\boldsymbol{\Sigma})}} \right)$$

Proof. The bias term has a much simpler analysis

$$\begin{aligned} \sum_{t=1}^T \Delta\boldsymbol{\beta}_{t-1}^\top \gamma & \stackrel{(a)}{\leq} \sum_{t=1}^T \|\Delta\boldsymbol{\beta}_{t-1}\|_{\hat{\mathbf{H}}_t} \|\gamma\|_{\hat{\mathbf{H}}_t^{-1}} \stackrel{(b)}{\leq} \sqrt{\mathbf{b}_{T-1}(\delta)} \sum_{t=1}^T \|\gamma\|_{\hat{\boldsymbol{\Theta}}_t^{-1} \mathbf{G}_{z,t}^{-1} \hat{\boldsymbol{\Theta}}_t^{-\top}} \\ & \stackrel{(c)}{\leq} \sqrt{\mathbf{b}_{T-1}(\delta)} \|\gamma\|_2 \sum_{t=1}^T \sqrt{\frac{\mathbf{r}^4}{L_{z^4}} \|\mathbf{G}_{z,t-1}^{-1}\|_2} \\ & \stackrel{(d)}{\leq} \|\gamma\|_2 \frac{\mathbf{r}^2}{L_{z^2}} \sqrt{\mathbf{b}_{T-1}(\delta)} \left(\sum_{t=1}^{T_0} \frac{1}{\sqrt{\lambda}} + \sum_{t=T_0+1}^{T-1} \sqrt{\frac{2}{\lambda_{\min}(\boldsymbol{\Sigma})t}} \right) \\ & \leq \|\gamma\|_2 \frac{\mathbf{r}^2}{L_{z^2}} \sqrt{\mathbf{b}_{T-1}(\delta)} \left(\frac{T_0}{\sqrt{\lambda}} + 2 \frac{\sqrt{2T}}{\sqrt{\lambda_{\min}(\boldsymbol{\Sigma})}} \right) \end{aligned}$$

where in (a) we used Cauchy-Schwarz, in (b) Lemma 3.3 and monotonicity of \mathbf{b}_t , in (c) Proposition A.7, in (d) Lemma B.8 and finally in the last inequality follows from $\sum_{k=1}^n \frac{1}{\sqrt{k}} = \sum_{k=1}^n \int_{k-1}^k \frac{dx}{\sqrt{x}} \leq \sum_{k=1}^n \int_{k-1}^k \frac{dx}{\sqrt{x}} = \int_0^n \frac{dx}{\sqrt{x}} = 2\sqrt{n}$.

□

B.7 Upper bounding the identification regret of O2SLS

In this section, we analyse the identification regret of O2SLS, and derive a high-probability upper bound on it.

Theorem 3.4 (Identification regret of O2SLS). *If Assumption 2.1 holds true, first-stage noise is a component-wise sub-Gaussian(σ_ϵ) r.v., second-stage noise is also sub-Gaussian(σ_η), the true first-stage parameter has bounded ℓ_2 -norm $\|\Theta\|_2 \leq L_\Theta$, IVs are bounded $\|\mathbf{z}\|^2 \leq L_z^2$, and a two-stage correlation level $\mathbb{E}[\eta_s \epsilon_s] \triangleq \gamma \in \mathbb{R}^d$, the regret of O2SLS at step T is*

$$\tilde{R}_T \leq \underbrace{\mathfrak{b}_{T-1}(\delta)}_{d_z \log T} \underbrace{\left(\left(L_\Theta^2 \frac{\mathfrak{r}^4}{L_z^2} + \frac{\mathfrak{r}^4}{L_z^4} d_x \sigma_\epsilon^2 \right) f(T) + \frac{\mathfrak{r}^4}{L_z^4} C_5 \right)}_{\text{Second-stage feature norm } d_x \log T} = \mathcal{O}(d_x d_z \log^2 T).$$

with probability at least $1 - \delta \in [0, 1)$. Here, $\mathfrak{b}_{T-1}(\delta)$ is the confidence interval defined by Lemma 3.3, $f(T)$ is defined in Corollary B.9, C_5 in Lemma B.13.

Proof of Theorem 3.4. We bound it (a) using the confidence bound to control the concentration of β_t around β , and (b) by bounding the sum of feature norms according to the following decomposition.

Step 1: By applying Cauchy-Schwarz inequality, we first decouple the effect of parameter estimation and the feature norms

$$(\beta_{t-1} - \beta)^\top \mathbf{x}_t \leq \|\beta_{t-1} - \beta\|_{\hat{\mathbf{H}}_t} \|\mathbf{x}_t\|_{\hat{\mathbf{H}}_t^{-1}} \leq \sqrt{\mathfrak{b}_{t-1}(\delta)} \|\mathbf{x}_t\|_{\hat{\mathbf{H}}_t^{-1}} \quad (28)$$

The above inequality is due to Lemma 3.3, and holds with probability at least $1 - \delta$. Since \mathfrak{b}_t is monotonically increasing in t , by Equation (28),

$$\sum_{t=1}^T \left((\beta_{t-1} - \beta)^\top \mathbf{x}_t \right)^2 \leq \mathfrak{b}_{T-1}(\delta) \sum_{t=1}^T \|\mathbf{x}_t\|_{\hat{\mathbf{H}}_t^{-1}}^2.$$

Step 2: Now, we need to bound the sum of the feature norms, for which we can directly use the result of Lemma B.14

$$\sum_{t=1}^T \|\mathbf{x}_t\|_{\hat{\mathbf{H}}_t^{-1}}^2 \leq \left(L_\Theta^2 \frac{\mathfrak{r}^4}{L_z^2} + \frac{\mathfrak{r}^4}{L_z^4} d_x \sigma_\epsilon^2 \right) f(T) + \frac{\mathfrak{r}^4}{L_z^4} C_5 = \mathcal{O}(d_x \log T)$$

Step 3: By combining the results of the previous steps and considering the definition of $\mathfrak{b}_{T-1}(\delta)$, we conclude that we can bound the Identification Regret as follows, and its orders is $\mathcal{O}(d_x d_z \log^2(T))$

$$\begin{aligned} \sum_{t=1}^T \left((\beta_{t-1} - \beta)^\top \mathbf{x}_t \right)^2 &\leq \underbrace{\mathfrak{b}_{T-1}(\delta)}_{d_z \log T} \underbrace{\left(\left(L_\Theta^2 \frac{\mathfrak{r}^4}{L_z^2} + \frac{\mathfrak{r}^4}{L_z^4} d_x \sigma_\epsilon^2 \right) f(T) + \frac{\mathfrak{r}^4}{L_z^4} C_5 \right)}_{d_x \log T} \\ &= \mathcal{O}(d_z d_x \log^2 T). \end{aligned}$$

□

B.8 Upper bounding the oracle regret of O2SLS

In this section, we elaborate on the proofs and techniques to bound the oracle regret of O2SLS.

Theorem 3.5 (Oracle regret of O2SLS). *Under the same assumptions of Theorem 3.4, the oracle regret of O2SLS at step $T > 1$ is upper bounded by*

$$\underbrace{\bar{R}_T}_{\substack{\text{Identif.} \\ \text{Regret} \\ \mathcal{O}(d_{\mathbf{x}}d_{\mathbf{z}} \log^2 T)}} + \underbrace{\sqrt{\mathfrak{b}_{T-1}(\delta)}}_{\substack{\text{Estimation} \\ \mathcal{O}(\sqrt{d_{\mathbf{z}} \log T}}} \left(\underbrace{C_1 \sqrt{f(T)}}_{\substack{\text{First-stage} \\ \text{feature norm} \\ \mathcal{O}(\sqrt{\log T})}} + \underbrace{C_2 \sqrt{2d_{\mathbf{x}}f(T)} + \sqrt{d_{\mathbf{x}}}C_3}_{\substack{\text{Correlated noise} \\ \text{Concentration term} \\ \mathcal{O}(\sqrt{d_{\mathbf{x}} \log T})}} + \underbrace{\gamma C_4 \sqrt{T}}_{\substack{\text{Correlated noise} \\ \text{Bias term} \\ \mathcal{O}(\gamma \sqrt{T})}} \right)$$

with probability at least $1 - \delta \in (0, 1)$. Here, $\mathfrak{b}_{T-1}(\delta)$ is the confidence interval defined by Lemma 3.3, $f(T)$ is defined in Corollary B.9, C_5 in Lemma B.13, $\gamma \triangleq \|\gamma\|_2 = \|\mathbb{E}[\eta_s \epsilon_s]\|_2$. C_1 , C_2 , C_3 , and C_4 are $d_{\mathbf{z}}$, $d_{\mathbf{x}}$ and T -independent positive constants.

Proof. Using Equation (4), and defining $\Delta \beta_{t-1} \triangleq (\beta_{t-1} - \beta)$, the instantaneous regret at step t is

$$\begin{aligned} \bar{r}_t &\triangleq \ell_t(\beta_{t-1}) - \ell_t(\beta) = \left(y_t - \beta_{t-1}^\top \mathbf{x}_t \right)^2 - \left(y_t - \beta^\top \mathbf{x}_t \right)^2 \\ &= \left((\beta_{t-1} - \beta)^\top \mathbf{x}_t - \eta_t \right)^2 - \eta_t^2 = \left((\beta_{t-1} - \beta)^\top \mathbf{x}_t \right)^2 + 2\eta_t (\beta_{t-1} - \beta)^\top \mathbf{x}_t \\ &= \left(\Delta \beta_{t-1}^\top \mathbf{x}_t \right)^2 + 2\eta_t \Delta \beta_{t-1}^\top \mathbf{x}_t \end{aligned}$$

Since $\mathbf{x}_t = \Theta^\top \mathbf{z}_t + \epsilon_t$ by (First stage), the second term can be rewritten substituting as

$$2\eta_t \Delta \beta_{t-1}^\top \mathbf{x}_t = 2\eta_t \Delta \beta_{t-1}^\top \Theta^\top \mathbf{z}_t + 2\eta_t \Delta \beta_{t-1}^\top \epsilon_t$$

Therefore, the cumulative oracle regret \bar{R}_T by horizon T is

$$\bar{R}_T = \sum_{t=1}^T \bar{r}_t = \underbrace{\sum_{t=1}^T \left(\Delta \beta_{t-1}^\top \mathbf{x}_t \right)^2}_{(\bullet 1 \bullet)} + 2 \underbrace{\sum_{t=1}^T \eta_t \Delta \beta_{t-1}^\top \Theta^\top \mathbf{z}_t}_{(\bullet 2 \bullet)} + 2 \underbrace{\sum_{t=1}^T \eta_t \Delta \beta_{t-1}^\top \epsilon_t}_{(\bullet 3 \bullet)} \quad (29)$$

The proof proceeds by bounding each of the three terms individually.

Term 1: Second-stage regression error. The first term $(\bullet 1 \bullet)$ quantifies the error introduced by the second stage regression. This is exactly equal to the identification regret. Thus, by Theorem 3.4,

$$(\bullet 1 \bullet) \leq \underbrace{\mathfrak{b}_{T-1}(\delta)}_{d_{\mathbf{z}} \log T} \underbrace{\left(\left(L_\Theta^2 \frac{\mathfrak{v}^4}{L_z^2} + \frac{\mathfrak{v}^4}{L_z^4} d_{\mathbf{x}} \sigma_\epsilon^2 \right) f(T) + \frac{\mathfrak{v}^4}{L_z^4} C_5 \right)}_{d_{\mathbf{x}} \log T} = \mathcal{O}(d_{\mathbf{x}} d_{\mathbf{z}} \log^2 T).$$

Term 2: Coupling of first-stage features and second-stage parameter estimation.

Now, we bound $(\bullet 2 \bullet)$ using martingale inequalities similar to the ones used for the confidence intervals to derive a uniform high probability bound.

Step 1: Following Theorem A.16, we define

$$w_s \triangleq (\beta_{s-1} - \beta)^\top \Theta^\top \mathbf{z}_s \quad \text{and} \quad \mathcal{F}_{t-1} \triangleq \sigma(\mathbf{z}_1, \epsilon_1, \eta_1, \dots, \mathbf{z}_{t-1}, \epsilon_{t-1}, \eta_{t-1}, \mathbf{z}_t).$$

It is immediate to verify that the hypothesis are satisfied, since w_t is \mathcal{F}_{t-1} -measurable as β_{t-1} and \mathbf{z}_t are too. Bearing in mind this substitution we have

$$\left| \sum_{t=1}^T \eta_t w_t \right| \leq \sqrt{2 \left(1 + \sigma_\eta^2 \sum_{t=1}^T w_t^2 \right) \log \left(\frac{\sqrt{1 + \sigma_\eta^2 \sum_{t=1}^T w_t^2}}{\delta} \right)} \quad (30)$$

with probability at least $1 - \delta$.

Step 2: Now, the problem reduces to upper bounding $\sum_{t=1}^T w_t^2$. We proceed like for the first term in the *Step 2* for **Term 1**:

$$\begin{aligned} \sum_{t=1}^T w_t^2 &= \sum_{t=1}^T \left\langle \beta_{t-1} - \beta, \Theta^\top z_t \right\rangle^2 \stackrel{(a)}{\leq} \sum_{t=1}^T \mathfrak{b}_{t-1}(\delta) \left\| \Theta^\top z_t \right\|_{\widehat{\mathbf{H}}_{t-1}^{-1}}^2 \\ &\stackrel{(b)}{\leq} \mathfrak{b}_{T-1}(\delta) \sum_{t=1}^T \left\| \Theta^\top z_t \right\|_{\widehat{\mathbf{H}}_{t-1}^{-1}}^2 \\ &\stackrel{(c)}{\leq} \mathfrak{b}_{T-1}(\delta) \frac{L_\Theta^2 \mathfrak{r}^4}{L_z^2} \sum_{t=1}^T \frac{1}{\lambda_{\min}(\mathbf{G}_{z,t-1})} \\ &\leq \mathfrak{b}_{T-1}(\delta) \frac{L_\Theta^2 \mathfrak{r}^4}{L_z^2} f(T) = \mathcal{O}(d_z \log^2 T) . \end{aligned}$$

where (a) comes from Cauchy-Schwarz and Lemma 3.3, (b) from monotonicity of $\mathfrak{b}_{t-1}(\delta)$ and (c) from Equation (25).

Step 3: Thus, substituting the bound of *Step 2* into Equation (30), we obtain

$$\begin{aligned} 2 \sum_{t=1}^T \eta_t (\beta_{t-1} - \beta)^\top \Theta^\top z_t &\leq \underbrace{\sqrt{2 \left(1 + \sigma_\eta^2 \mathfrak{b}_{T-1}(\delta) \frac{L_\Theta^2 \mathfrak{r}^4}{L_z^2} f(T) \right)}}_{\mathcal{O}(\sqrt{d_z} \log T)} \underbrace{\sqrt{\log \left(\delta^{-1} \sqrt{1 + \sigma_\eta^2 \mathfrak{b}_{T-1}(\delta) \frac{L_\Theta^2 \mathfrak{r}^4}{L_z^2} f(T)} \right)}}_{\mathcal{O}(\sqrt{\log(\sqrt{d_z} \log T)})} \\ &= \mathcal{O} \left(\sqrt{d_z} \log T \sqrt{\log(\sqrt{d_z} \log T)} \right) \end{aligned}$$

with probability at least $1 - \delta$.

Thus, the order of **(•2•)** is negligible with respect to term **(•1•)**.

Term 3: Coupling of First- and Second-stage Noises. We bound the term **(•3•)** containing the self-fulfilling bias, i.e. the correlation between the first- and second-stage noise, by splitting it into two contributions.

$$\begin{aligned} \sum_{t=1}^T \eta_t \underbrace{(\beta_{t-1} - \beta)^\top}_{\Delta \beta_{t-1}} \epsilon_t &= \sum_{t=1}^T \Delta \beta_{t-1}^\top (\epsilon_t \eta_t) + \sum_{t=1}^T \Delta \beta_{t-1}^\top \mathbb{E}_t [\epsilon_t \eta_t] - \sum_{t=1}^T \Delta \beta_{t-1}^\top \mathbb{E}_t [\epsilon_t \eta_t] \\ &= \sum_{t=1}^T \Delta \beta_{t-1}^\top \epsilon_t \eta_t - \sum_{t=1}^T \Delta \beta_{t-1}^\top \gamma + \sum_{t=1}^T \Delta \beta_{t-1}^\top \gamma \\ &= \underbrace{\sum_{t=1}^T \Delta \beta_{t-1}^\top (\epsilon_t \eta_t - \gamma)}_{\text{Martingale Concentration Term}} + \underbrace{\sum_{t=1}^T \Delta \beta_{t-1}^\top \gamma}_{\text{Bias Term}} \quad (31) \end{aligned}$$

Now we can use Lemma B.15 and Lemma B.16 to conclude that term $(\bullet 3\bullet)$ is bounded by the following quantity

$$\begin{aligned}
& \sum_{t=1}^T \eta_t \underbrace{(\boldsymbol{\beta}_{t-1} - \boldsymbol{\beta})^\top}_{\Delta \boldsymbol{\beta}_{t-1}} \boldsymbol{\epsilon}_t \\
& \leq \underbrace{8e^2 (\sigma_\eta^2 + \sigma_\epsilon^2) \sqrt{d_x} \frac{\mathbf{r}^2}{L_z^2} \sqrt{\mathbf{b}_{T-1}(\delta)} \left(\sqrt{2f(T) \log(2/\delta)} + \sqrt{\max \left\{ \frac{1}{\lambda}, \frac{2}{\lambda_{\min}(\boldsymbol{\Sigma})} \right\} \log(2/\delta)} \right)}_{\sqrt{d_x d_z \log(T)}} \\
& \quad + \underbrace{\|\gamma\|_2 \frac{\mathbf{r}^2}{L_z^2} \sqrt{\mathbf{b}_T(\delta)} \left(\frac{T_0}{\sqrt{\lambda}} + 2 \frac{\sqrt{2T}}{\sqrt{\lambda_{\min}(\boldsymbol{\Sigma})}} \right)}_{\mathcal{O}(\|\gamma\|_2 \sqrt{d_z T \log T})}
\end{aligned}$$

Final Step: Assembling the Results. Thus, by assembling the upper bounds on the three terms, we get

$$\begin{aligned}
\bar{R}_T &= \sum_{t=1}^T \bar{r}_t \\
&\leq \underbrace{\mathbf{b}_{T-1}(\delta)}_{d_z \log T} \underbrace{\left(\left(\frac{L_\Theta^2 \mathbf{r}^4}{L_z^2} + \frac{\mathbf{r}^4}{L_z^4} d_x \sigma_\epsilon^2 \right) f(T) + \frac{\mathbf{r}^4}{L_z^4} C_5 \right)}_{d_x \log T} \\
&\quad + \underbrace{\sqrt{2 \left(1 + \sigma_\eta^2 \mathbf{b}_{T-1}(\delta) \frac{L_\Theta^2 \mathbf{r}^4}{L_z^2} f(T) \right)}}_{\mathcal{O}(\sqrt{d_z \log T})} \underbrace{\sqrt{\log \left(\delta^{-1} \sqrt{1 + \sigma_\eta^2 \mathbf{b}_{T-1}(\delta) \frac{L_\Theta^2 \mathbf{r}^4}{L_z^2} f(T)} \right)}}_{\mathcal{O}(\sqrt{\log(\sqrt{d_z \log T})})} \\
&\quad + \underbrace{8e^2 (\sigma_\eta^2 + \sigma_\epsilon^2) \sqrt{d_x} \frac{\mathbf{r}^2}{L_z^2} \sqrt{\mathbf{b}_{T-1}(\delta)} \left(\sqrt{2f(T) \log \frac{2}{\delta}} + \sqrt{\max \left\{ \frac{1}{\lambda}, \frac{2}{\lambda_{\min}(\boldsymbol{\Sigma})} \right\} \log \frac{2}{\delta}} \right)}_{\mathcal{O}(\sqrt{d_x d_z \log(T)})} \\
&\quad + \underbrace{\|\gamma\|_2 \frac{\mathbf{r}^2}{L_z^2} \sqrt{\mathbf{b}_{T-1}(\delta)} \left(\frac{T_0}{\sqrt{\lambda}} + 2 \frac{\sqrt{2T}}{\sqrt{\lambda_{\min}(\boldsymbol{\Sigma})}} \right)}_{\mathcal{O}(\|\gamma\|_2 \sqrt{d_z T \log T})} \\
&\stackrel{(a)}{\leq} \mathbf{b}_{T-1}(\delta) \left(\left(\frac{L_\Theta^2 \mathbf{r}^4}{L_z^2} + \frac{\mathbf{r}^4}{L_z^4} d_x \sigma_\epsilon^2 \right) f(T) + \frac{\mathbf{r}^4}{L_z^4} C_5 \right) \\
&\quad + \sqrt{\mathbf{b}_{T-1}(\delta)} \left(C_1 \sqrt{f(T)} + C_2 \sqrt{2d_x f(T)} + T_0 \sqrt{d_x} + \|\gamma\|_2 C_4 \sqrt{T} \right) \\
&= \underbrace{\mathcal{O}(\mathbf{b}_{T-1}(\delta) d_x f(T))}_{\substack{\text{Identification} \\ \text{Regret} \\ \mathcal{O}(d_x d_z \log^2 T)}} + \underbrace{\sqrt{\mathbf{b}_{T-1}(\delta)}}_{\substack{\text{Estimation} \\ \mathcal{O}(\sqrt{d_z \log T})}} \underbrace{\left(C_1 \sqrt{f(T)} + C_2 \sqrt{2d_x f(T)} + \sqrt{d_x} C_3 + \gamma C_4 \sqrt{T} \right)}_{\substack{\text{First-stage} \\ \text{feature norm} \\ \mathcal{O}(\sqrt{\log T})}} + \underbrace{\gamma C_4 \sqrt{T}}_{\substack{\text{Correlated noise} \\ \text{Concentration term} \\ \mathcal{O}(\sqrt{d_x \log T})}} + \underbrace{\gamma C_4 \sqrt{T}}_{\substack{\text{Correlated noise} \\ \text{Bias term} \\ \mathcal{O}(\gamma \sqrt{T})}}
\end{aligned}$$

For simpler presentation of the result, we ignore the log log terms and define in inequality (a) the constants

$$C_1 \triangleq \sqrt{2 \left(1 + \sigma_\eta^2 \frac{L_\Theta^2 \mathbf{r}^4}{L_z^2} \right)}$$

$$\begin{aligned}
C_2 &\triangleq 8e^2 (\sigma_\eta^2 + \sigma_\epsilon^2) \frac{\mathbf{r}^2}{L_z^2} \sqrt{\log \frac{2}{\delta}} \\
C_3 &\triangleq 8e^2 (\sigma_\eta^2 + \sigma_\epsilon^2) \frac{\mathbf{r}^2}{L_z^2} \sqrt{\max \left\{ \frac{1}{\lambda}, \frac{2}{\lambda_{\min}(\boldsymbol{\Sigma})} \right\} \log \frac{2}{\delta}} \\
C_4 &\triangleq \frac{\mathbf{r}^2}{L_z^2} \left(T_0 \lambda^{-1/2} + 2\sqrt{2} \lambda_{\min}(\boldsymbol{\Sigma})^{-1/2} \right).
\end{aligned}$$

C_1 , C_2 , C_3 , and C_4 are dimension d_x , d_{bz} , and horizon T independent constants leading to a regret upper bound of order

$$\mathcal{O}(d_x d_z \log^2 T) + \mathcal{O}(\|\gamma\|_2 \sqrt{d_z T \log T}).$$

□

Remark B.17 (Just-identified case.). For the just-identified IVs, $d_x = d_z = d$. Thus, the bound on oracle regret of O2SLS reduces to $\mathcal{O}(d^2 \log^2 T) + \mathcal{O}(\gamma \sqrt{dT \log T})$.

Remark B.18 (Exogeneous case.). For the exogeneous case, $\gamma = 0$. Thus, we O2SLS achieves an oracle regret bound $\mathcal{O}(d^2 \log^2 T)$. This is comparable in terms of dependence on d and T to the oracle regret of online ridge regression and online VAWR in the exogeneous setting.

Remark B.19 (A discussion on λ). In the design matrix, we use the fact that $\mathbf{G}_{z,t} \triangleq \mathbf{Z}_t^\top \mathbf{Z}_t = \sum_{s=1}^t \mathbf{z}_s \mathbf{z}_s^\top + \mathbf{G}_{z,0}$, such that $\lambda_{\min}(\mathbf{G}_{z,0}) \geq \lambda$. We discuss different ways to achieve it and standard rectifications, if we remove this condition.

1. *Adding a regulariser:* We can ensure $\mathbf{G}_{z,0} = \lambda \mathbf{I}_{d_z}$, and thus, $\lambda_{\min}(\mathbf{G}_{z,0}) = \lambda$. This can be achieved by using a ℓ_2 regulariser, i.e. $\lambda \|\boldsymbol{\beta}\|_2^2$, in the second-stage, such that $\lambda > 0$.

2. *Data augmentation:* The other way to ensure is to consider a data augmentation approach. Rather than beginning with $\mathbf{z}_0 = \mathbf{0}$, i.e. a vector with all zero entries, we can choose a \mathbf{z}_0 during initialisation, such that $\lambda_{\min}(\mathbf{G}_{z,0}) = \|\mathbf{z}_0 \mathbf{z}_0^\top\|_2 \geq \lambda$, and $\|\mathbf{z}_0\|_2^2 = \mathbf{z}_0^\top \mathbf{z}_0 \leq L_z^2$.

If we want to remove this condition that $\lambda_{\min}(\mathbf{G}_{z,0}) \geq \lambda$, and redefine $\mathbf{G}_{z,t}$ as $\sum_{s=1}^t \mathbf{z}_s \mathbf{z}_s^\top$, then we can modify the bounds in two ways:

1. *Well-behavedness of IVs:* It is common in econometrics and OLS regression literature to assume well-behavedness of the covariates for simplifying the analysis (Assumption A.2. in Chapter 8.2 [Greene, 2003]; Theorem 13.13. [Wasserman, 2004]). In our case, well-behavedness means that for any $t > 0$, $\lambda_{\min}(\sum_{s=1}^t \mathbf{z}_s \mathbf{z}_s^\top) > 0$, i.e. the first-stage design matrix dictated by the IVs is invertible at every step. In this case, we can proceed with our analysis by substituting $\lambda = \inf_{t \geq 0} \lambda_{\min}(\sum_{s=1}^t \mathbf{z}_s \mathbf{z}_s^\top)$.

2. *Added cost for initial design matrices:* Now, if we want to be more flexible and not to consider the well-behavedness of IVs assumption, we have to follow the rectifications as in the analysis of unregularised OLS by Maillard [2016] or the analysis of unregularised forward (VAWR) algorithm by Ouhamma et al. [2021]. Specifically, if we assume $t = T_0 > 1$ is the first time step when the design matrix becomes positive definite, the identification regret bound becomes $\tilde{R}_T = \mathcal{O}(\log(\delta^{-1} C_{\text{peeling}} (TL_z^2 / \gamma d_z)^{d_z}) \log(\det(G_{z,T}) / \det(G_{z,T_0})))$ with probability at least $1 - \delta$ as $T \gg T_0$. Here, C_{peeling} is some dimension and T -independent constant invoked by the peeling technique in Theorem 5.4. of [Maillard, 2016]. Thus, we can asymptotically maintain the $\mathcal{O}(d_x d_z \log^2 T)$ identification regret bound for O2SLS. Similar relaxations can be derived for all other bounds as an interesting theoretical exercise.

B.9 Discussion on different definitions of regret

Under exogeneity, [Ouhamma et al., 2021, Theorem 3.1] show that the oracle and population regrets differ by $o(\log^2 T)$. *In this section, we show it to be not true under endogeneity.* Thus, studying the three regrets shows that the hardness of identification of underlying model (the identification regret \tilde{R}_T), quality of predictions due to unavailability of oracle/true model (oracle regret \bar{R}_T), and quality of predictions w.r.t. a fixed dataset/population (population regret R_T) can differ significantly under endogeneity, whereas they are of similar order under exogeneity.

Historically, econometrics has focused on (asymptotic) correct identification of the estimator β in presence of endogeneity in order to assign causal meaning to the parameters in a regression model [Angrist and Imbens, 1995].

Instead, the primary concern of the statistics and statistical learning community has arguably been generalisation (see for example [Shalev-Shwartz and Ben-David, 2014]), with the online learning literature initiated by the works by Foster [1991] and Littlestone et al. [1991].

Under exogeneity, the problem of identifying the true parameter β is solved at the same time as minimizing the MSE by the OLS estimator, which is in fact a consistent estimator and is the Minimum Mean Squared Error Estimator (MMSE). This is not true if we introduce the more realistic assumption of endogeneity. In fact the estimator is biased and the MMSEE is different from the oracle β in this case:

$$\beta^{\text{MMSEE}} = \mathbb{E} \left[\mathbf{x}\mathbf{x}^\top \right]^{-1} \mathbb{E}[\mathbf{x}y] = \beta + \mathbb{E} \left[\mathbf{x}\mathbf{x}^\top \right]^{-1} \mathbb{E}[\mathbf{x}\eta],$$

where we isolated the bias term $\mathbb{E} \left[\mathbf{x}\mathbf{x}^\top \right]^{-1} \mathbb{E}[\mathbf{x}\eta]$. The expression simply follows by solving for β' in $\partial_{\beta'} \mathbb{E}_{\mathbf{x}y} \left[(y - \mathbf{x}\beta')^2 \right] = 0$. Under exogeneity, $\mathbb{E}[\mathbf{x}\eta] = 0$ and the MMSEE coincides with β , while, in the more realistic case of endogenous noise $\mathbb{E}[\mathbf{x}\eta] \neq 0$ and the estimator is biased for β .

Therefore, the oracle is not the best estimator in terms of prediction accuracy. Instead, we should aim for a consistent estimator of the MMSE, like the Empirical Risk Minimiser (ERM) which leads to the OLS estimator. In the endogenous setting, the OLS estimator is biased for the oracle β , and this poses the problem of assigning causal meaning to it.

We are interested in finding notions of regret that preserve the causal interpretation of the estimators while allowing a study of their generalisation properties. This has led us to extend the *instrumental variables* analysis to the online setting and to the inspection of different notions of regret. The regrets that we introduce below, differ from the *population regret* which is usually considered in online learning under the exogeneity assumption. The population regret is defined as

$$R_T(\beta_T) \triangleq \sum_{t=1}^T (y_t - \mathbf{x}_t^\top \beta_{t-1})^2 - \min_{\beta} \sum_{t=1}^T (y_t - \mathbf{x}_t^\top \beta)^2 \quad (32)$$

for a time-dependent estimator β_{t-1} and where we indicated with $\beta_T \triangleq \arg \min_{\beta} \sum_{t=1}^T (y_t - \mathbf{x}_t^\top \beta)^2$. Instead, we introduce two alternative regrets that measure the performance of an estimator β_{t-1} with respect to the oracle β (instead of β_T). Respectively, they are the *oracle regret* $\bar{R}_T(\beta)$ and the *identification regret* $\tilde{R}_T(\beta)$ below

$$\bar{R}_T(\beta) = \sum_{t=1}^T (y_t - \mathbf{x}_t^\top \beta_{t-1})^2 - \sum_{t=1}^T (y_t - \mathbf{x}_t^\top \beta)^2, \quad \tilde{R}_T(\beta) = \sum_{t=1}^T (\mathbf{x}_t^\top \beta_{t-1} - \mathbf{x}_t^\top \beta)^2.$$

Theorem B.20 shows that an estimator that performs well in terms of *oracle regret* is instead a bad choice for the *population regret*, and the other way around.

Theorem B.20. *For any estimator, the quantity $\Delta \mathfrak{R}_T \triangleq R_T(\beta_T) - \bar{R}_T(\beta)$ is lower bound in expectation by $\mathbb{E}[\Delta \mathfrak{R}_T] = \Omega(T)$*

Proof Sketch. Solving for β_T leads to the OLS estimator for data up to time T : $\beta_T = \beta + \left(\sum_{t=1}^T \mathbf{x}_t \mathbf{x}_t^\top\right)^{-1} \sum_{t=1}^T \mathbf{x}_t^\top \eta_t$ provided that we can invert the design matrix in the previous expression. Using this expression we can rewrite $\Delta \mathfrak{R}_T$ using $\Delta \beta_T \triangleq \beta - \beta_T$ and $\mathbf{G}_{\mathbf{x},T} \triangleq \sum_{t=1}^T \mathbf{x}_t \mathbf{x}_t^\top$ as follows

$$\Delta \mathfrak{R}_T = \sum_{t=1}^T \left(\mathbf{x}_t^\top \Delta \beta_T\right)^2 + 2 \sum_{t=1}^T \eta_t \mathbf{x}_t^\top \Delta \beta_T = 3 \|\Delta \beta_T\|_{\mathbf{G}_{\mathbf{x},T}}^2.$$

Thanks to Lemma B.8, we know that the minimum eigenvalue of $\mathbf{G}_{\mathbf{x},T}$ is $\Omega(T)$ which implies $\|\Delta \beta_T\|_{\mathbf{G}_{\mathbf{x},T}}^2 \geq \|\Delta \beta_T\|_2^2 \lambda_{\min}(\mathbf{G}_{\mathbf{x},T}) \gtrsim \|\Delta \beta_T\|_2^2 T$. Furthermore, we can bound away from zero in expectation $\|\Delta \beta_T\|_2^2$ by using Cramér–Rao bound on each component of the estimator β_T , for which we have $\mathbb{E}[(\beta_{T,i} - \beta_i)^2] \geq \frac{[1+b'(\beta_i)]^2}{I(\beta_i)} + b(\beta_i)^2$ where $b(\beta_i) = \mathbb{E}[\beta_{T,i}] - \beta_i$ is the bias of the estimator and $I(\beta_i)$ is the Fisher Information evaluated at β_i . We know that β_T is a biased estimator of β in the endogenous setting, therefore the bias is strictly positive for at least one component, and this concludes the proof.

C Regret Analysis for IV Linear Bandits: OFUL-IV

Theorem 4.2 (Regret of OFUL-IV). *Under the same assumptions as that of Theorem 3.5, for horizon $T > 1$, Algorithm 2 incurs a regret*

$$R_T = \sum_{t=1}^T r_t \leq 2\sqrt{T}\sqrt{\mathfrak{b}_{T-1}(\delta)}\sqrt{\left(\left(\frac{L_{\Theta}^2\mathfrak{r}^4}{L_z^2} + \frac{\mathfrak{r}^4}{L_z^4}d_x\sigma_\epsilon^2\right)f(T) + \frac{\mathfrak{r}^4}{L_z^4}C_5\right)},$$

with probability at least $1 - \delta$. Here, C_5 is $\mathcal{O}(d_x)$ constant as defined in Equation (24).

Proof. The instantaneous regret r_t reads

$$\begin{aligned} \langle \boldsymbol{\beta}, \mathbf{x}_* \rangle - \langle \boldsymbol{\beta}, \mathbf{x}_t \rangle &\leq \langle \tilde{\boldsymbol{\beta}}_{t-1}, \mathbf{x}_t \rangle - \langle \boldsymbol{\beta}, \mathbf{x}_t \rangle && \text{(since } (\mathbf{x}_t, \tilde{\boldsymbol{\beta}}_{t-1}) \text{ is optimistic inside } \mathcal{X}_t \times \mathcal{B}_t) \\ &= \langle \boldsymbol{\beta}_{t-1} - \boldsymbol{\beta}, \mathbf{x}_t \rangle + \langle \tilde{\boldsymbol{\beta}}_{t-1} - \boldsymbol{\beta}_{t-1}, \mathbf{x}_t \rangle && \text{(summing and subtracting } \boldsymbol{\beta}_{t-1}) \\ &\leq \|\boldsymbol{\beta}_{t-1} - \boldsymbol{\beta}\|_{\hat{\Theta}_{t-1}^\top \mathbf{G}_{z,t-1} \hat{\Theta}_{t-1}} \|\mathbf{x}_t\|_{(\hat{\Theta}_{t-1}^\top \mathbf{G}_{z,t-1} \hat{\Theta}_{t-1})^{-1}} \\ &\quad + \|\tilde{\boldsymbol{\beta}}_{t-1} - \boldsymbol{\beta}_{t-1}\|_{\hat{\Theta}_{t-1}^\top \mathbf{G}_{z,t-1} \hat{\Theta}_{t-1}} \|\mathbf{x}_t\|_{(\hat{\Theta}_{t-1}^\top \mathbf{G}_{z,t-1} \hat{\Theta}_{t-1})^{-1}} && \text{(Cauchy-Schwarz)} \\ &\leq 2\sqrt{\mathfrak{b}_{t-1}(\delta)} \|\mathbf{x}_t\|_{\hat{\mathbf{H}}_{t-1}^{-1}} && \text{(Lemma 3.3)} \end{aligned}$$

The last inequality uses the concentration of $\boldsymbol{\beta}_t$ around the true value $\boldsymbol{\beta}$, and the fact that we choose $\tilde{\boldsymbol{\beta}}_{t-1}$ inside \mathcal{B}_{t-1} . In both cases, the two norms are bounded by the radius of the ellipsoid, i.e. $\sqrt{\mathfrak{b}_{t-1}(\delta)}$. Since we already know in this case how to concentrate the sum of the features norms $\sum_{t=1}^T \|\mathbf{x}_t\|_{\hat{\mathbf{H}}_{t-1}^{-1}}^2$ from Lemma B.14, we bound the cumulative regret using Cauchy-Schwarz inequality in the first inequality below, and we substitute the bound on the instantaneous regret that we just obtained:

$$R_T \leq \sqrt{T \sum_{t=1}^T r_t^2} \leq 2\sqrt{T \sum_{t=1}^T \mathfrak{b}_{t-1}(\delta) \|\mathbf{x}_t\|_{\hat{\mathbf{H}}_{t-1}^{-1}}^2} \leq 2\sqrt{T}\sqrt{\mathfrak{b}_{T-1}(\delta)}\sqrt{\sum_{t=1}^T \|\mathbf{x}_t\|_{\hat{\mathbf{H}}_{t-1}^{-1}}^2}$$

where in the second inequality, we used the fact that the radius $\mathfrak{b}_{t-1}(\delta)$ is monotonically increasing in t . Now, we can use Lemma B.14 to bound the sum of feature norms, and putting all together, we obtain the following bound:

$$R_T \leq 2\sqrt{T} \underbrace{\sqrt{\mathfrak{b}_{T-1}(\delta)}}_{\mathcal{O}(\sqrt{d_z \log T})} \underbrace{\left(\left(\frac{L_{\Theta}^2\mathfrak{r}^4}{L_z^2} + \frac{\mathfrak{r}^4}{L_z^4}d_x\sigma_\epsilon^2\right)f(T) + \frac{\mathfrak{r}^4}{L_z^4}C_5\right)^{1/2}}_{\mathcal{O}(\sqrt{d_x \log T})} = \mathcal{O}\left(\sqrt{d_x d_z T \log T}\right).$$

□

D Experimental analysis

Experimental setup. We deploy the online regression and bandit experiments in Python3 on a Intel(R) Core(TM) i7-8665U CPU @ 1.90GHz. The code and the real data for the experiments can be found in the **Experiments** folder within the supplementary material. These files contain the necessary code for:

- i. online regression and linear bandit experiments with varying covariate dimensions and endogeneity levels;
- ii. the simulations for price-sales dynamics, both in a regression setting and in the pricing case described in Example 1.1;
- iii. online estimation for real data of gasoline consumption.

We refer to the code for a detailed understanding of the implementation and to reproduce our results.

Notation: We denote the normal distribution with mean μ and standard deviation σ as $\mathcal{N}(\mu, \sigma)$, with \mathcal{N}_n we indicate its multivariate extension to n dimensions. Therefore, the normal distribution of n dimensions with mean $\boldsymbol{\mu}$ and standard deviation $\boldsymbol{\Sigma}$ is $\mathcal{N}_n(\boldsymbol{\mu}, \boldsymbol{\Sigma})$. In a similar way, \mathcal{U}_n is the uniform distribution over $[0, 1]^n$. The vector with components all equal to one is denoted by $\vec{1}$.

D.1 Regression with endogeneity on synthetic data

We conduct an empirical comparison of the performance of O2SLS, and that of two other algorithms: Online Ridge Regression (Ridge) and the Vovk-Azoury-Warmuth Forecaster (VAWR) [Orabona, 2019]. The difference between the two algorithms lies in the design matrices' inverse. The Vovk-Azoury-Warmuth Forecaster, in the inverse of the design matrix, uses the information at time t by adding the covariate available at that time. This addition guarantees better regret bounds on adversarial losses, while on the stochastic setup, the two algorithms are expected to perform similarly, as we confirm experimentally in the following. Specifically, we compare the following online algorithms and their respective estimators:

$$\begin{aligned}\boldsymbol{\beta}_t^{\text{Ridge}} &= (\mathbf{X}_t^\top \mathbf{X}_t + \lambda_{\text{Ridge}} \mathbf{I}_d)^{-1} \mathbf{X}_t^\top \mathbf{y}_t, & (\text{Online Ridge}) \\ \boldsymbol{\beta}_t^{\text{VAWR}} &= (\mathbf{X}_{t+1}^\top \mathbf{X}_{t+1} + \lambda_{\text{VAWR}} \mathbf{I}_d)^{-1} \mathbf{X}_t^\top \mathbf{y}_t, & (\text{VAWR}) \\ \boldsymbol{\beta}_t^{\text{O2SLS}} &= (\widehat{\mathbf{X}}_t^\top \widehat{\mathbf{X}}_t)^{-1} \widehat{\mathbf{X}}_t^\top \mathbf{y}_t = (\widehat{\boldsymbol{\Theta}}_t^\top \mathbf{Z}_t^\top \mathbf{Z}_t \widehat{\boldsymbol{\Theta}}_t)^{-1} \widehat{\boldsymbol{\Theta}}_t^\top \mathbf{Z}_t^\top \mathbf{y}_t. & (\text{O2SLS})\end{aligned}$$

Experimental setup. Here, we adopt the following experimental setup and generative model.

$$\begin{aligned}\mathbf{x}_t &= \boldsymbol{\Theta} \mathbf{z}_t + \boldsymbol{\epsilon}_t & (\text{First Stage}) \\ \mathbf{y}_t &= \boldsymbol{\beta}^\top \mathbf{x}_t + \eta_t = \boldsymbol{\beta}^\top \mathbf{x}_t + (\rho \cdot \epsilon_{t,1} + \tilde{\eta}_t), & (\text{Second Stage})\end{aligned}$$

where $\epsilon_{t,1}$ indicates the first component of the vector $\boldsymbol{\epsilon}_t$, and $\eta_t = \rho \cdot \epsilon_{t,1} + \tilde{\eta}_t$. We choose $d_x = \{2, 5, 8\}$ and $d_z = \{4, 10, 16\}$, respectively. In our experiments, we choose arbitrarily $\boldsymbol{\beta}$ as a normalised vector with equal negative entries. Therefore, the values in the components are uniquely determined by the dimension d_x . We choose $\boldsymbol{\Theta} = \mathbf{I}_{d_z, d_x}$ which has ones on the entries $i = j$ and zeros for $i \neq j$. Then, we sample at each time t , the vectors $\mathbf{z}_t \sim \mathcal{N}_{d_z}(\vec{0}, \mathbf{I}_{d_z})$, the vector noise $\boldsymbol{\epsilon}_t \sim \mathcal{N}_{d_x}(\vec{0}, \mathbf{I}_{d_x})$, and the scalar noise $\tilde{\eta}_t \sim \mathcal{N}_1(0, 1)$. We run the algorithms with the same regularisation parameters, i.e. $\lambda = 10^{-1}$.¹ We repeat our experiments 20 times. For each algorithm, we report the mean and standard deviation of the cumulative regret over the 20 runs (shaded areas correspond to one standard deviation). In Figure 4, we present the learning curves for the identification regret \tilde{R}_T . In Figure 5, we plot the $MSE = \|\boldsymbol{\beta}_t - \boldsymbol{\beta}\|_2$, which shows the estimation error of the two. In each of the figures, we further compare for different values of increasing endogeneity ρ .

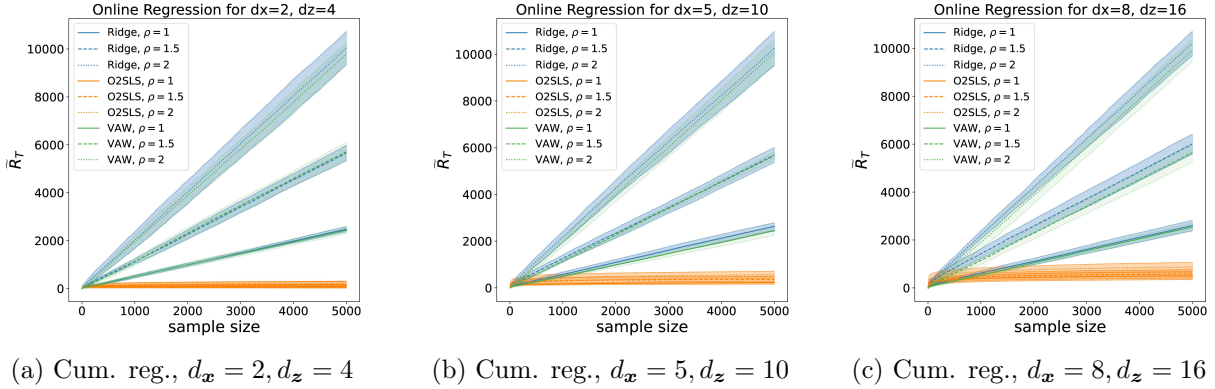


Figure 4: Cumulative identification regret for an online regression setting of O2SLS, Ridge and VAWR for different endogeneity levels and covariates' dimension.

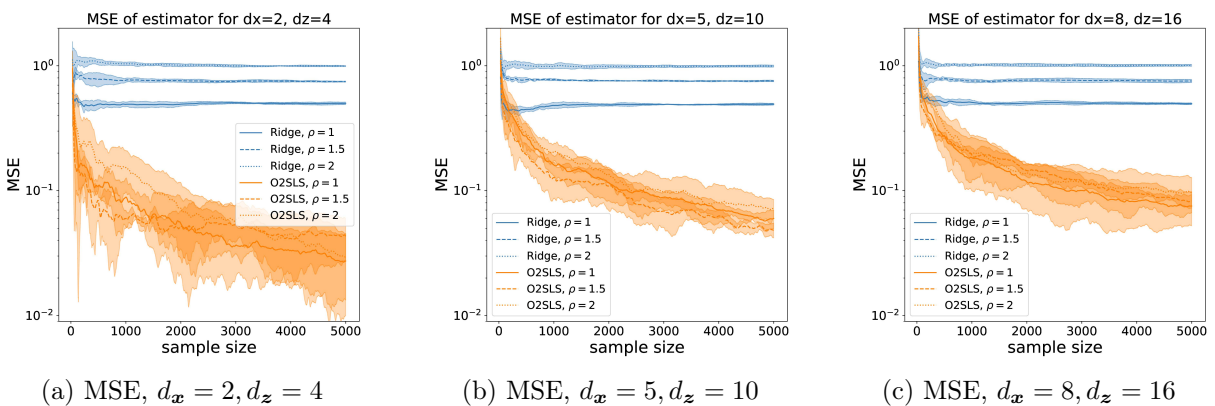


Figure 5: $MSE = \|\beta_t - \beta\|_2$ of OFUL and OFUL-IV for different endogeneity levels and covariates' dimension.

Results. By analysing Figure 4 and Figure 5, we observe that when endogeneity is present, both Ridge and VAWR exhibit similar performances, which are noticeably inferior to that of O2SLS. Figure 5 also shows that the performance gap between Ridge and O2SLS is approximately one order of magnitude in terms of the mean square error obtained by the respective estimators with respect to the true value of the parameter β . O2SLS's gain in performance is reflected in the identification regret. *O2SLS's performance gets increasingly better while compared to Ridge and VAWR for increasing values of endogeneity (ρ) as shown in Figure 4.*

D.2 Linear bandits with endogeneity on synthetic data

Finally, we compare the performance of OFUL-IV and OFUL [Abbasi-Yadkori et al., 2011a] for the LBE setting. OFUL builds a confidence ellipsoid centered at β_t^{Ridge} to concentrate around β , while OFUL-IV uses β_t^{O2SLS} to build an accurate estimate of the true β . Our experiments demonstrate the superiority of our instrumental variables approach, which can be used to boost the performances in a linear bandit problem plagued by endogeneity when valid instruments are available. Our approach is superior to the standard OFUL or even a clever one-stage OFUL reduction. We beat the previous baselines in terms of regret performances across a wide range of covariate dimensions and endogeneity levels. Furthermore, we also experimentally confirm that using the O2SLS estimators leads to a linear bandit where performances do not depend on an upper bound to the hidden parameters β and Θ that we would like to estimate like for OFUL

¹One can choose to tune λ by line search or other hyperparameter tuning algorithms. We chose to set $\lambda = 10^{-1}$ and use it in all the experiments.

and one-stage OFUL, where, knowledge of such upper bounds is something unavoidable. This last fact is an additional interesting and unexpected property of our algorithm.

Experimental setup. We adopt the following experimental setup and data generation model.

$$\mathbf{x}_{t,a} = \Theta \mathbf{z}_{t,a} + \boldsymbol{\epsilon}_t \quad (\text{First Stage})$$

$$y_t = \boldsymbol{\beta}^\top \mathbf{x}_{t,A_t} + \eta_t = \boldsymbol{\beta}^\top \mathbf{x}_{t,A_t} + (\rho \cdot \epsilon_{t,1} + \tilde{\eta}_t) \quad (\text{Second Stage})$$

Here, $\epsilon_{t,1}$ indicates the first component of the vector $\boldsymbol{\epsilon}_t$, and $\eta_t = \rho \cdot \epsilon_{t,1} + \tilde{\eta}_t$. We choose $d_{\mathbf{x}} = \{2, 5, 8\}$ and $d_{\mathbf{z}} = \{4, 10, 16\}$ respectively. In our experiments, we choose arbitrarily $\boldsymbol{\beta}$ as a normalised vector with equal negative entries. Therefore, the values in the components are uniquely determined by the dimension $d_{\mathbf{x}}$. We choose $\Theta = \mathbf{I}_{d_{\mathbf{z}}, d_{\mathbf{x}}}$ which has ones on the entries $i = j$ and zeros for $i \neq j$. Then, we sample at each time t and for every arm a the vectors $\mathbf{z}_{t,a} \sim \mathcal{N}_{d_{\mathbf{z}}}(\vec{0}, \mathbf{I}_{d_{\mathbf{z}}})$, for each time t the vector noise $\boldsymbol{\epsilon}_t \sim \mathcal{N}_{d_{\mathbf{x}}}(\vec{0}, \mathbf{I}_{d_{\mathbf{x}}})$, and the scalar noise $\eta_t = \tilde{\eta}_t + \rho \cdot \epsilon_{t,1}$ where $\tilde{\eta}_t \sim \mathcal{N}_1(0, 1)$. We run the algorithms with the same regularisation parameters equal to $\lambda = 10^{-1}$. We repeat our experiments 20 times. We average the results, and for each algorithm, we report the mean and standard deviation of the cumulative regret (shaded areas correspond to one standard deviation). In Figure 6 we present the learning curves for the regret R_T , while in Figure 7 we plot the $MSE = \|\boldsymbol{\beta}_t - \boldsymbol{\beta}\|_2$ which shows the estimation error of the two. In addition, we compare them for increasing values of endogeneity, i.e. ρ .

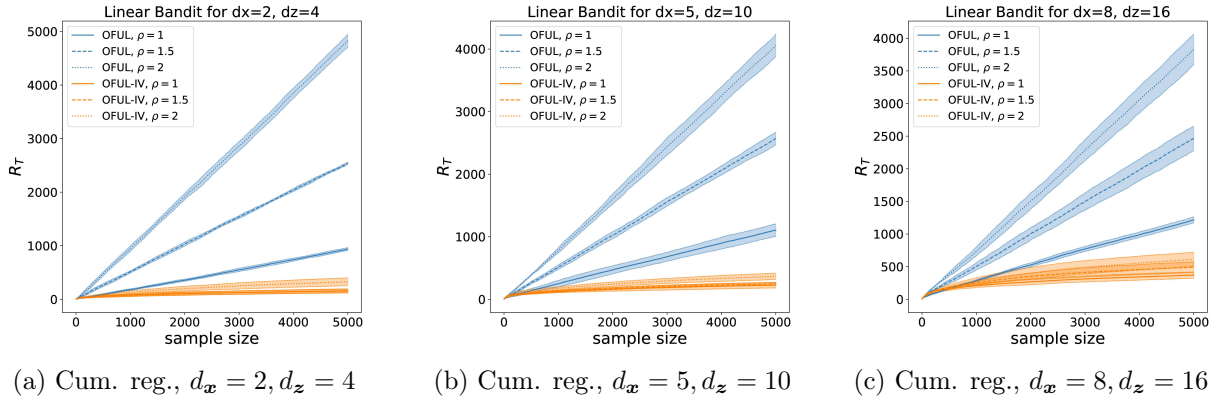


Figure 6: Cumulative regret of OFUL and OFUL-IV for different endogeneity levels and covariates' dimension.

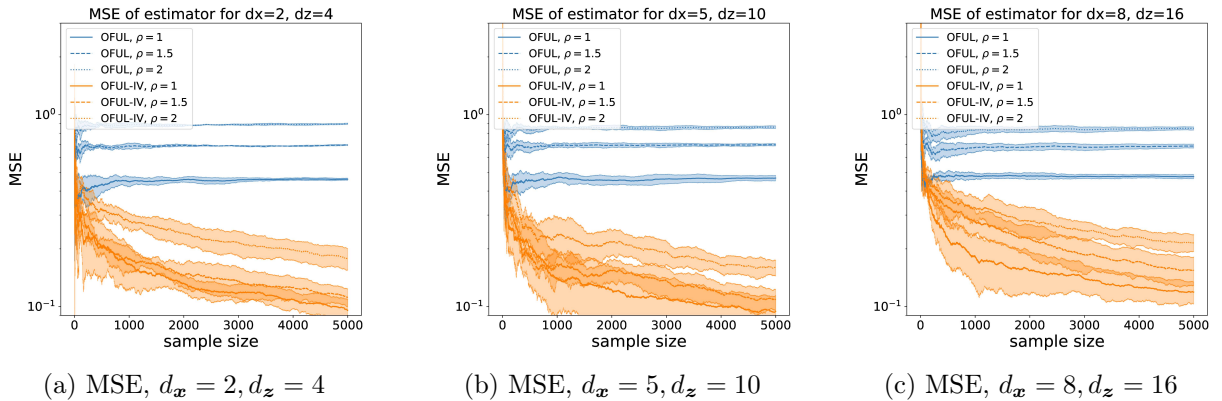


Figure 7: $MSE = \|\boldsymbol{\beta}_t - \boldsymbol{\beta}\|_2$ of OFUL and OFUL-IV for different endogeneity levels and covariates' dimension.

Results. The experiments show that for a wide range of dimensions of the covariates and for different values of endogeneity, the MSE of the estimator used by OFUL-IV is almost 1-order smaller than those of OFUL over a $T = 5000$ rounds Figure 7. *Thanks to a better estimate and better confidence intervals, OFUL-IV has much lower cumulative regret than OFUL for linear bandits with endogeneity* as illustrated in Figure 6.

D.2.1 Unavoidable dependence on the norms of hidden parameters for OFUL and one-stage OFUL

In this section, we compare OFUL, one-stage OFUL, and OFUL-IV for different endogeneity levels ρ and values of the parameter S defined as $S \triangleq \|\beta\|_2 = \|\Theta\beta\|_2$, where the equalities follow from the choice $\beta = -S \cdot \vec{\Gamma}_{d_x} / \|\vec{\Gamma}_{d_x}\|_2$ and $\Theta = \mathbf{I}_{d_z, d_x}$ in the setting of Appendix D.2. We fix the dimension of the covariates to $d_x = 2$ and $d_z = 4$, but similar results hold in general for the over-identified case $d_z \geq d_x$.

One-stage OFUL reduction is defined in Section 4, by $y_t = (\Theta\beta)^\top z_t + \beta^\top \epsilon_t + \eta_t$. The average performance of one-stage OFUL is dependent on β , which directly goes into the noise variance $\sigma_{new}^2 = 2(\|\beta\|_2^2 \sigma_\epsilon^2 + \sigma_\eta^2)$, and $\|\Theta\beta\|_2$ goes into the index computation of OFUL through the ellipsoid radius [Abbasi-Yadkori et al., 2011a, Theorem 2]. *Favourable to OFUL and one-stage OFUL, we use knowledge of S for them, which might be unavailable in reality.* In that case, we might use a larger but misspecified upper-bound as a proxy. *We also do not use and need knowledge of S for OFUL-IV.*

We show how this dependency can cause results of OFUL and one-stage OFUL to deteriorate arbitrarily even when we know the tightest possible upper bound on $\|\beta\|_2$ and $\|\beta\Theta\|_2$. In principle, the two norms could be different, but the choices of Appendix D of β and Θ help us to simplify the ablation study. Thus, we keep the two norms are the same and control them by just one parameter S .

Results. From our numerical investigation, we observe that the average regret for OFUL-IV is insensitive to S . On the contrary, S immediately affects one-stage OFUL, as expected. Also, *in all the settings with different endogeneity levels ρ and norms S , OFUL-IV incurs lower regrets than the others.*

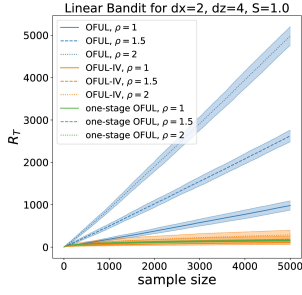
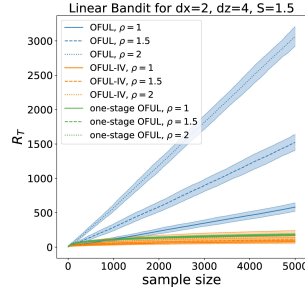
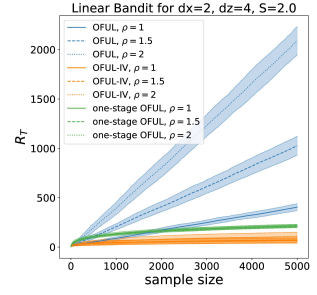
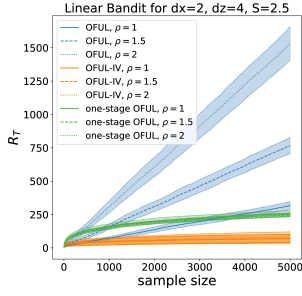
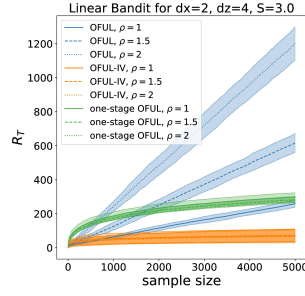
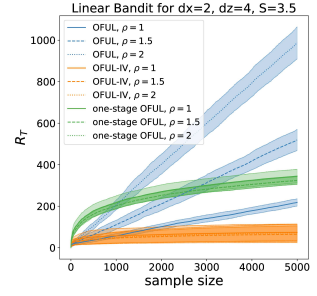
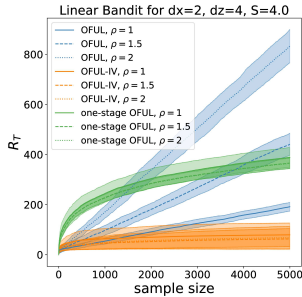
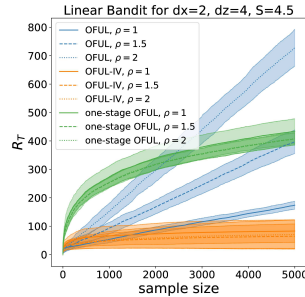
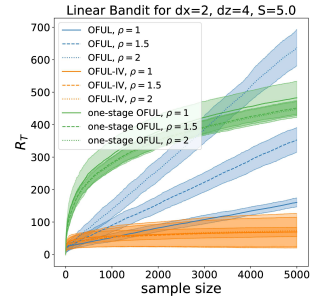
(a) Cum. reg.: $S = 1.0$ (b) Cum. reg.: $S = 1.5$ (c) Cum. reg.: $S = 2.0$ (d) Cum. reg.: $S = 2.5$ (e) Cum. reg.: $S = 3.0$ (f) Cum. reg.: $S = 3.5$ (g) Cum. reg.: $S = 4.0$ (h) Cum. reg.: $S = 4.5$ (i) Cum. reg.: $S = 5.0$

Figure 8: Comparing the evolution of cumulative regrets incurred by OFUL (blue), OFUL applied on one-stage reduction of LBE (green), and OFUL-IV (orange) across different values of the upper bounds of β , i.e. S . For each S , we plot the mean and standard deviation of regrets of each of the algorithms across three levels of endogeneity $\rho = 1.0, 1.5$, and 2.0 . While performance of OFUL applied on one-stage reduction of LBE (green) deteriorates with increasing value of S , performance of OFUL-IV is independent of S and incurs the least cumulative regret for all the settings.

D.3 Price-Sales Dynamics (PSD)

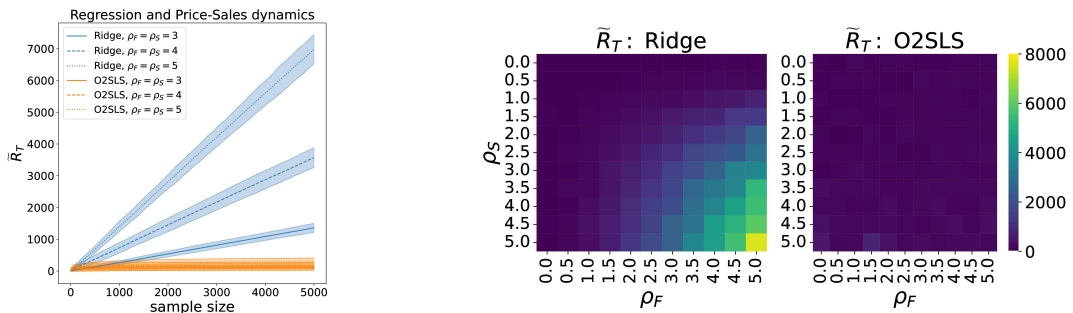
In Section 1, we introduced in Example 1.1 a compelling scenario where a market analyst aims to understand the impact of item prices (Price_t) on item sales (Sales_t), using a continuous stream of daily data. However, in this context, assuming exogeneity of price in the model is not viable due to the presence of unobserved confounding variables (Event_t), which remains unaccounted for in the regression model, resulting in an omitted variable. These confounders can influence both the noise term (η_t) and the price (Price_t) itself. In Section 4 we revisit Example 1.1, and we formulate it as a decision process by introducing a bandit setting where the agent has to decide on a price ($\text{Price}_{t,a}$) among a feasible set of prices in order to increase the sales (Sales_t). The agent also has access to a set of suppliers (contexts) such that each price corresponds to a compatible material cost ($\text{MaterialCost}_{t,a}$).

Data generation with PSD. To investigate these two scenarios, we generate semi-synthetic data according to the generating processes in in Table 3. We take $d_x = d_z = 1$, and then we sample for each time t the endogenous $\text{Event}_t \sim \text{Bernoulli}(0.1)$, and the exogenous noises $\epsilon_{F,t} \sim \mathcal{N}_1(0, 0.01)$, $\eta_{S,t} \sim \mathcal{N}_1(0, 0.1)$. The Random variable $\text{MaterialCost}_t \sim \mathcal{U}_1$ is sampled for each time t for the online regression setting and also for each arm a in the pricing setting. We fix the hidden constants of the problem to $\theta = 1$ and $\beta = -1$.

	Online regression with PSD	Pricing with PSD
1st Stage	$\underbrace{\text{Price}_t}_{\text{cvt } x_t} = \theta \underbrace{\text{MaterialCost}_t}_{\text{IV } z_t} + \underbrace{\rho_F \text{Event}_t + \epsilon_{F,t}}_{\text{exogenous noise } \epsilon_t}$	$\underbrace{\text{Price}_{t,a}}_{\text{arms/cvts } x_{t,a}} = \theta \underbrace{\text{MaterialCost}_{t,a}}_{\text{arms/IVs } z_{t,a}} + \underbrace{\rho_F \text{Event}_t + \epsilon_{F,t}}_{\text{exogenous noise } \epsilon_t}$
2nd Stage	$\underbrace{\text{Sales}_t}_{\text{outcome } y_t} = \beta \underbrace{\text{Price}_t}_{\text{cvt } x_t} + \underbrace{\rho_S \text{Event}_t + \eta_{S,t}}_{\text{endogenous noise } \eta_t}$	$\underbrace{\text{Sales}_t}_{\text{outcome } y_t} = \beta \underbrace{\text{Price}_{t,A_t}}_{\text{chosen cvt } x_{t,A_t}} + \underbrace{\rho_S \text{Event}_t + \eta_{S,t}}_{\text{endogenous noise } \eta_t}$

Table 3: Experimental settings for PSD. We consider two settings. **Online regression with PSD** aims at learning the dynamic online, and performances are measured by the identification regret. **Pricing with PSD** is formulated as a linear bandit problem; we devise sampling strategies using a new oracle and confidence ellipsoid, and we study its regret. The term ‘‘cvt’’ stands for ‘‘covariate’’, and ‘‘cvts’’ stands for ‘‘covariates’’.

Results for online regression with PSD. To control the degree of endogeneity, we manipulate the impact of the unobserved variable Event_t on both Price_t and Sales_t by adjusting the values of two parameters: ρ_F and ρ_S . From the perspective of endogeneity, it is crucial to assess the accuracy of parameter estimation. We investigate this by presenting regret learning curves for varying levels of increasing endogeneity in Figure 9a. In Figure 9b, we show the final regret across a wide range of parameter values at the time horizon.



(a) Learning curves for identification regret. (b) Final step \tilde{R}_T , different endogeneity ranges.

Figure 9: In Figure 9a are shown the learning curves for the identification regret \tilde{R}_T of Online Ridge and O2SLS over $T = 5000$ steps, and for $\rho_S = \rho_F = 3, 4, 5$. Figure 9b is the identification regret after $T = 5000$ steps of Online Ridge (left) and O2SLS (right), for different combination of ρ_F and ρ_S . With the increasing endogeneity, O2SLS attains lower regret than Ridge in all experiments.

In Figure 9a, we examine the learning curves for the identification regret while varying the level of endogeneity. We visually represent the learning curves, capturing the mean values and their corresponding standard deviations. These curves are generated by averaging the results over 20 independent runs for different parameter combinations. Specifically, we consider increasing parameters $\rho_S = \rho_F = 3, 4, 5$ (higher (ρ_S, ρ_F) indicates higher endogeneity) to show how performances deteriorate for increasing endogeneity levels. O2SLS consistently outperforms Online Ridge (Ridge) across the entire parameter space considered. The performance-gain increases with increasing values of the two parameters, i.e. with increasing levels of endogeneity.

In Figure 9b we show the final regret across a wide range of parameter values at the time horizon $T = 5000$. On the left, we present the identification regret after $T = 5000$ steps of Online Ridge, while the right side is the regret for O2SLS. We consider all combinations of ρ_F and ρ_S within the range of values $\rho_S, \rho_F \in \{0, 0.5, 1, 1.5, 2, 2.5, 3, 3.5, 4, 4.5, 5\}$. This range encompasses a significant portion of the parameter space we wish to explore and, thus, a wide range of endogeneity. Figure 9b validates the claim that O2SLS outperforms Online Ridge in achieving lower regret across a wide range of parameter values.

Upon examining the results, a clear pattern emerges. O2SLS consistently identifies the true parameter correctly across all levels of endogeneity, maintaining accurate estimates. This demonstrates the method’s ability to handle endogeneity and provide reliable parameter estimation. Conversely, Online Ridge displays a notable decline in performance as the level of endogeneity increases. The estimated values deviate increasingly from the true parameter, leading to incorrect estimation. This emphasizes the vulnerability of Online Ridge to the detrimental effects of endogeneity, resulting in biased parameter estimates. These findings highlight the superior performance of O2SLS in handling endogeneity and preserving accurate estimation, in contrast to the deteriorating performance of Online Ridge with increasing endogeneity levels. The robustness of O2SLS positions it as a tool for tackling endogeneity-related challenges in parameter estimation.

Results for pricing with PSD. Similarly to the regression setting, we want to investigate the performances of our approach in the case of pricing with PSD. This can be phrased as a linear bandit problem with endogeneity. As before, to control the degree of endogeneity, we manipulate the impact of the unobserved variable Event_t on both the set of prices $\text{Price}_{t,a}$ and Sales_t by adjusting the values of two parameters: ρ_F and ρ_S . In this online decision-making scenario, it is crucial to assess parameter estimation accuracy like for online regression with PSD. This is done in Figure 10a and Figure 10b. In Figure 10c, we show cumulative regret performances of the two possible approaches: OFUL, which does not consider the endogeneity of the setting and OFUL-IV, which does.

In Figure 10a and Figure 10b, we show that for increasing levels of endogeneity, both OFUL and OFUL-IV perform worse in estimating correctly the true parameter $\beta = -1$. In particular, when the endogeneity is more severe OFUL estimates it to have a positive sign mistakenly. This is reflected in very poor performances of OFUL against OFUL-IV in terms of cumulative regret in Figure 10c.

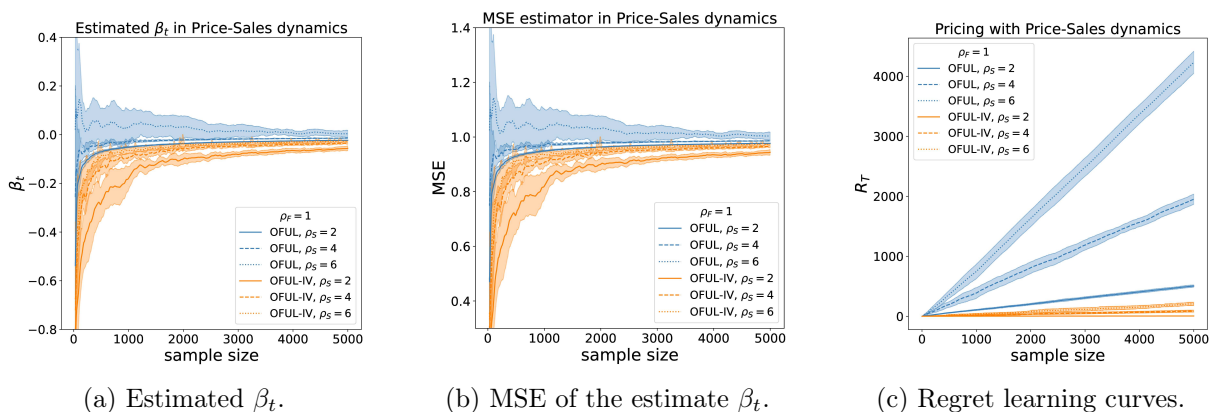


Figure 10: Comparison of OFUL and OFUL-IV in a pricing with price-sales dynamics setting for a fixed value of $\rho_F = 1$ and for increasing endogeneity levels controlled by $\rho_S = 2, 4, 6$. Estimated value over a span of $T = 5000$ steps, where shaded regions indicate one standard deviation. Figure 10a is the estimated value of β_t by Online Ridge and O2SLS, while Figure 10b is the mean squared error with respect to the true parameter β . Figure 9a are learning curves for the regret.

D.4 An experiment on real data: Online estimation of gasoline consumption

Motivation in real-life applications. A real-life example, where applying linear bandits with endogeneity would be important and relevant is the Just-In-Time Adaptive Interventions (JITAI).

Example D.1 (Just-In-Time Adaptive Interventions (JITAI) Tewari and Murphy [2017]). *JITAI framework is evoked to build mobile health platforms where a number of decisions have to be taken (e.g. “whether or not to send an activity encouraging message”) depending “on a variety of behavior change domains including alcohol abuse, depression, obesity, and substance abuse”, and the data regarding a patient’s health condition (“such as GPS location, calendar busyness, and heartrate”) is collected through mobile or IoT devices. [Tewari and Murphy, 2017] states that “Contextual bandit algorithms can be used for personalizing JITAIs” (page 2 of Tewari and Murphy [2017]).*

In our contextual bandit formulation, a decision corresponds to an arm, the data regarding a patient form the covariates X , and a proximal outcome of a decision (e.g. whether the person gets into an activity or not) leads to the outcome y . In this setting, at step t , choosing an intervention/decision corresponds to choosing an instrument Z . Our goal is to choose a set of instruments at each step t so that the health condition of the patient improves the most. This is an online problem by nature.

Performing a stochastic analysis of an online learning algorithm before deployment is important as it tells us expected gains and limitations, which correspond to the health of actual people. Tewari and Murphy [2017] echo our motivation as “Algorithms designed for the worst-case adversarial framework can perform sub-optimally when data is actually generated stochastically”. They also state that one of the “assumptions that make repeated appearance in the theoretical analyses of contextual bandit algorithms” is “independence” (or exogeneity as we call it), and “any candidate online learning algorithm needs to be tested for reasonable departures from these ideal assumptions in simulations before being deployed in a real study with users”.

We exactly aim to do that by studying how online regression behaves under endogeneity and what are the departures from well-known behaviours under exogeneity. Tewari and Murphy [2017] further state that “New algorithms that are more robust to failure of assumptions need to be designed and associated guarantees provided.” This discussion makes it evident why studying endogeneity is important and is not a theoretical exercise.

Experiments on LBE with real-world data. Since we do not have access to datasets like Just-In-Time interventions, which are hardly available in public due to their sensitive nature, we demonstrate the practical experiments on simulated datasets. This is not our construct but a known phenomenon in the existing literature on instrumental variable based bandits [Kallus, 2018, Stirn and Jebara, 2018], or tackling action-independent endogeneity [Krishnamurthy et al., 2018]. But for regression, we use the publicly available dataset from the “Economic Report of the President 2000 and Census Bureau and Department of Energy” on motor gasoline consumption in the United States between 1970 and 1999.

Data description. The dataset used in our analysis spans the period from 1970 to 1999, and pertains to the consumption of motor gasoline in the United States. It encompasses various factors, including the price index, disposable income, and price indices of used cars, new cars, and public transport. The original source of the data is the “*Economic Report of the President 2000 and Census Bureau and Department of Energy*”. However, for a more comprehensive understanding and analysis of this dataset, we also refer to the work of Heij et al. [2004]. In their study, they provide an in-depth examination and econometric analysis of the data, offering valuable insights into the relationships and dynamics among the different variables. We summarise the variables appearing in our model in Table 4.

Observation	Symbol	Type
year of observation	\bullet_t	round
log real gasoline consumption	GC	outcome y_t
log real gasoline price index	PG	endogenous covariate $x_{t,1}$
log real disposable income	RI	exogenous covariate $x_{t,2}$ / IV $z_{t,1}$
log real price index of new cars	RPN	IV $z_{t,2}$
log real price index of public transport	RPT	IV $z_{t,3}$
log real price index of used cars	RPU	IV $z_{t,4}$

Table 4: Observations appearing in the two-stage equations with the symbols used for them and the type of variable they represent in our regression setting.

In our study, we adopt an online estimation approach to address the issue of endogeneity in the gasoline price model. Our methodology is motivated by [Heij et al., 2004], where instrumental variables are carefully selected based on their relevance and tests for endogeneity. The focus of our analysis is to estimate the price elasticity (β_2) in an online fashion, taking into account the dynamic nature of the data. It is important to note that the estimation of the price elasticity is carried out using the online Two-Stage Least Squares (O2SLS) algorithm. This online approach allows us to continually update and refine our estimates as new data becomes available. We leverage instrumental variables, namely RI, RPT, RPN, and RPU, which have been chosen based on their ability to address endogeneity concerns and improve the identification of the price elasticity parameter. Our approach enables us to capture the dynamic relationship between gasoline consumption and price, taking into account any potential endogeneity issues that may arise.

$$\begin{aligned}
 \text{PG}_t &= c_1 + (\theta_1, \theta_2, \theta_3, \theta_4) \cdot \underbrace{(\text{RI}_t, \text{RPT}_t, \text{RPN}_t, \text{RPU}_t)}_{\text{IVs } z_t} + \epsilon_t && \text{(First Stage)} \\
 \underbrace{\text{GC}_t}_{\text{Outcome } y_t} &= c_2 + \beta_2 \underbrace{\text{PG}_t}_{\text{Endogenous } x_{t,1}} + \beta_3 \underbrace{\text{RI}_t}_{\text{Exogenous } x_{t,2}} + \eta_t && \text{(Second Stage)}
 \end{aligned}$$

Evaluation metrics. We use two evaluation metrics to evaluate the goodness of O2SLS and Online Ridge regressors. First, we plot the learning curve of O2SLS and Ridge for parameters β_1 and β_2 , while comparing them with their offline counterparts. Second, we plot the evolution of R^2 of both the estimators, i.e. the proportion of the variation in the dependent variable that is predictable from the independent variables and is mathematically computed in the following way. The sum of squares of residuals, also called the residual sum of squares is $\text{SS}_{\text{res}} = \sum_i (y_i - \langle \beta, x_i \rangle)^2$ and the total sum of squares (proportional to the variance of the data) is $\text{SS}_{\text{tot}} = \sum_i (y_i - \bar{y})^2$. The formal definition of the coefficient of determination is $R^2 = 1 - \frac{\text{SS}_{\text{res}}}{\text{SS}_{\text{tot}}}$.

Results. Although we do not have a ground truth for the real dataset and cannot average our runs over multiple simulations, several important observations can still be made from the results shown in Figure 11. Firstly, we observe that the coefficient β_1 corresponding to the endogenous variable exhibits significant differences between the estimates obtained from Online Ridge and O2SLS. This disparity is expected since O2SLS is specifically designed to address endogeneity, whereas Online Ridge does not possess this capability. Conversely, we notice that the difference between the estimates for the exogenous variable coefficient β_2 is less pronounced. In both cases, O2SLS converges to its final value in fewer rounds (years in this dataset) and then remains relatively constant. This behaviour confirms that the dataset is affected by endogeneity, and O2SLS effectively mitigates this issue. Secondly, the coefficient of determination approaches values

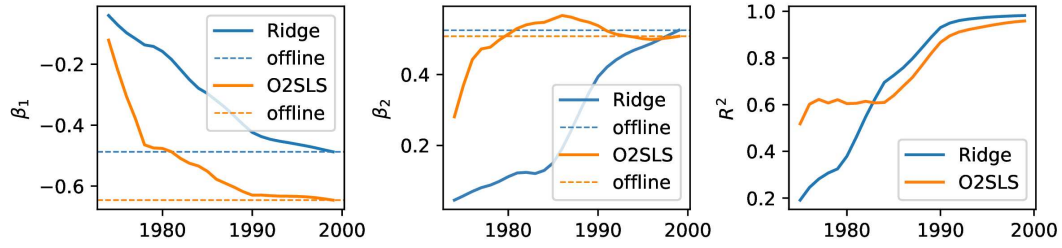


Figure 11: Comparison between the estimation of the price elasticity β_1 (left) and the coefficient β_2 of the exogenous variables RI_t (centre) obtained using O2SLS for online linear estimation and the offline estimate. The dashed line corresponds to the offline estimate obtained by the two Ridge and 2SLS. On the right, we plot the coefficient of determination R^2 , for the two methods. closer to one at earlier stages, indicating that the estimation of the β coefficients is more reliable and robust for O2SLS compared to Ridge. This suggests that O2SLS provides more trustworthy estimates and demonstrates superior performance in handling endogeneity-related challenges.