

IMPROVING THE OUT-OF-DISTRIBUTION GENERALIZATION CAPABILITY OF LANGUAGE MODELS: COUNTERFACTUALLY-AUGMENTED DATA IS NOT ENOUGH

Caoyun Fan^{1†} Wenqing Chen^{2†} Jidong Tian¹ Yitian Li¹ Hao He^{1*} Yaohui Jin^{1*}

¹ MoE Key Lab of Artificial Intelligence, AI Institute, Shanghai Jiao Tong University, China

² School of Software Engineering, Sun Yat-sen University, China

ABSTRACT

Counterfactually-Augmented Data (CAD) has the potential to improve language models’ Out-Of-Distribution (OOD) generalization capability, as CAD induces language models to exploit causal features and exclude spurious correlations. However, the empirical results of OOD generalization on CAD are not as efficient as expected. In this paper, we attribute the inefficiency to **Myopia Phenomenon** caused by CAD: language models only focus on causal features that are edited in the augmentation and exclude other non-edited causal features. As a result, the potential of CAD is not fully exploited. Based on the structural properties of CAD, we design two additional constraints to help language models extract more complete causal features contained in CAD, thus improving the OOD generalization capability. We evaluate our method on two tasks: Sentiment Analysis and Natural Language Inference, and the experimental results demonstrate that our method could unlock CAD’s potential and improve language models’ OOD generalization capability.

Index Terms— Counterfactually-Augmented Data, Out-Of-Distribution Generalization, Language Models

1. INTRODUCTION

Despite the remarkable performance of language models in Natural Language Processing (NLP) [1, 2], the Out-Of-Distribution (OOD) generalization capability of language models is often disappointing [3, 4]. Many studies [5, 6] have pointed out that such limited generalization capability partly arises from the language models’ exploitation of spurious correlations [7, 8, 9, 10] in the dataset. Specifically, the language models tend to exploit dataset-specific correlation bias [5, 11] rather than the intrinsic properties of tasks to make predictions during the training process, while the spurious correlations can not be generalized to OOD data.

To solve the problem of spurious correlations, a recent promising direction is Counterfactually-Augmented Data (CAD) [12, 13, 14]: minimal editing of sentence to flip the corresponding label Y , where the edited part is considered

Original: Nolan is an *excellent* film director. (positive)
Edited: Nolan is a *terrible* film director. (negative)

(a) An example of counterfactual sentence pairs. We expect the language model to exploit the causal features (in gray) and exclude the possible spurious correlations (e.g., *Nolan* in the sentence).

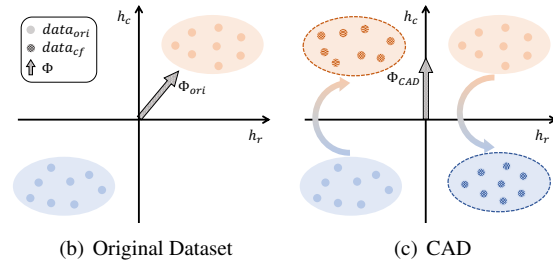


Fig. 1. The motivation of CAD. Counterfactual augmentation of texts (Fig. 1(a)) changes the data distribution of the dataset (from Fig. 1(b) to Fig. 1(c)), which helps the model Φ to exploit causal features h_c and exclude correlated features h_r .

to be the intrinsic properties of the task and have a causal effect on the label (Fig. 1(a)). Unlike the Independent Identically Distribution (IID) principle of most data augmentation methods, CAD aims to change the data distribution of the dataset so that the language models can alleviate reliance on dataset-specific bias and exclude spurious correlations.

Under the ideal conditions assumed by [6]¹, CAD keeps correlated features h_r in the counterfactual sentence pairs constant while the causal features h_c change. Therefore, the classifier Φ can make predictions based on causal features and then exclude the interference of spurious correlations as:

$$\begin{aligned}\Phi(h_c, h_r) &= Y \\ \Phi(h_c^*, h_r) &= Y^*\end{aligned}\quad (1)$$

where h_c^* and Y^* are the causal features and the label of the edited sentence, respectively. Intuitively, the classifier Φ no longer focuses on h_r because different labels correspond to

¹Under the ideal conditions, each sentence consists of causal features h_c whose joint distribution with labels is invariant, and correlated features h_r whose joint distribution can vary.

*Corresponding author.

†These authors contributed equally.

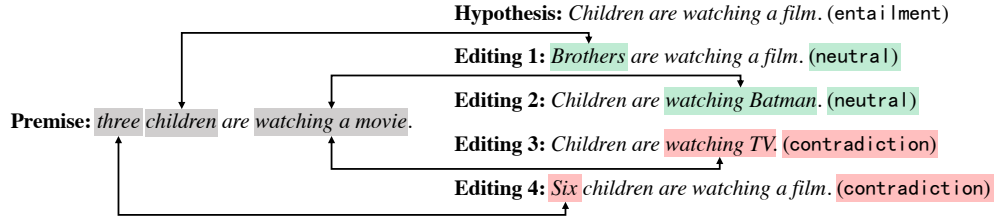


Fig. 2. An example of multiple counterfactual augmentation results in Natural Language Inference. Editing different causal components in the **Hypothesis** can all serve the purpose of flipping the corresponding label.

the same h_r , as shown in Fig. 1(b) & 1(c). However, some experiments [15, 16] have demonstrated that CAD is not efficient in improving the generalization capability of language models, especially in more complex tasks. This is not in line with our expectations for CAD.

In this work, we attribute the inefficiency of CAD in generalization to the CAD-imposed myopia phenomenon: language models focus only on causal features edited by counterfactual augmentation, which means correlated features along with other non-edited causal features are excluded. However, all causal features are beneficial for OOD generalization [17]. To Extract more complete Causal Features and unlock the potential of CAD for language models, we design the ECF algorithm: introducing additional constraints in the training process based on the structural properties of CAD. Specifically, we extract invariant causal features over both distributions of CAD and the original dataset by the Invariant Risk Minimization [18] method (dataset level) and constrain the correlated feature similarity of counterfactual sentence pairs (sentence level). Through extensive experiments across multiple language models and NLP tasks, we conclude that the proposed ECF algorithm could help language models to extract more complete causal features, and then improve the OOD generalization capability in multiple NLP tasks.

2. MYOPIA PHENOMENON IN CAD

As mentioned before, the essence of CAD is to change the data distribution through data augmentation, thereby reducing the dataset-specific bias implied in the data distribution. Intuitively, by comparing the differences in counterfactual sentence pairs, language models could capture the features that have a causal effect on the labels. However, the results of counterfactual augmentation are diverse for a particular sentence, as illustrated in Fig. 2. Specifically, the causal components and the perturbation types [6] (e.g., negation, quantifier, lexical, delete) that can flip labels are diverse, so the different counterfactual sentence can be obtained by making a specific perturbation for a particular causal component, while the other causal components remain unchanged.

Therefore, compared to Eq. 1, a more reasonable assumption is that only part of h_c in the counterfactual sentence pairs

would change with the counterfactual augmentation as:

$$\begin{aligned} \Phi(h_e, h_u, h_r) &= Y \\ \Phi(h_e^*, h_u, h_r) &= Y^* \end{aligned} \quad (2)$$

where h_c is distinguished into edited features h_e that change with augmentation and non-edited features h_u that do not change. This assumption is empirically convincing because of the analysis and experiments in [6, 12]. Similar to the analysis of Eq. 1, Eq. 2 gives us an important insight: language models trained on original data and CAD focus on different features in the sentence. On the one hand, CAD eliminates the interference of correlated features; on the other hand, language models inevitably ignore non-edited causal features. In this paper, we refer to this as **Myopia Phenomenon**.

3. PROPOSED METHOD

To solve the myopia phenomenon and extract more complete causal features, we propose two insights on the structural properties of CAD at the dataset level and at the sentence level, and design additional constraints based on these insights, to further exploit the generalization potential of CAD.

3.1. Dataset-Level Constraint

Insight: the data distribution of the original dataset can alleviate the Myopia Phenomenon of CAD.

Due to the change in data distribution, the features that language models focus on are different: models with CAD only focus on edited causal features h_e (Myopia Phenomenon), while models with the original dataset confuse h_c and h_r (but no Myopia Phenomenon). Different data distributions lead to different problems, which indicates that the original data distribution carries information that is missing in CAD. Therefore, there are potential complementary effects of the original dataset and CAD on causal feature extraction.

Inspired by [18], we adopt the Invariant Risk Minimization (IRM) method to extract more complete causal features in CAD. The role of IRM is to estimate invariant causal features from multiple training environments. As mentioned before, counterfactual augmentation does not follow the IID principle, which allows us to consider the original dataset and CAD as

Dataset	Method	Original	CAD	SST-2	Amazon	Yelp	Mean
Seed	LSTM	74.3	64.0	64.5	61.7	62.3	62.8
	BERT	85.2	85.5	82.8	88.0	85.5	85.4
CAD _h	LSTM	81.0	86.7	65.3	74.0	72.7	70.7
	LSTM+ECF	80.7	84.4	71.4	74.0	77.4	74.3
[12]	BERT	88.9	92.3	86.9	90.3	89.8	89.0
	BERT+ECF	84.7	89.2	84.9	92.9	92.4	90.1
CAD _a	LSTM	56.1	66.7	61.5	57.6	57.9	59.0
	LSTM+ECF	57.9	67.5	62.4	59.0	58.5	60.0
[14]	BERT	55.1	72.1	75.9	84.7	83.1	81.2
	BERT+ECF	80.4	63.8	78.9	88.1	86.2	84.4
CAD _a	LSTM	67.8	75.4	59.8	63.3	62.6	61.9
	LSTM+ECF	76.1	79.7	61.7	66.4	63.8	64.0
[13]	BERT	87.1	88.0	83.2	88.4	88.9	86.8
	BERT+ECF	85.7	77.8	83.6	90.3	89.5	87.8

Table 1. Accuracy of different language models and datasets in SA. The best performance is **bold**. CAD_h and CAD_a represent manually annotated CAD and automatically generated CAD, respectively.

two different training environments $\mathcal{E}_{tr} = \{e_{ori}, e_{CAD}\}$, and then adopt the IRM method to fuse the advantages of both environments. Specifically, to induce the language model M to learn invariant causal features across environments, the additional constraint \mathcal{L}_{IRM} is designed as:

$$\mathcal{L}_{IRM} = \sum_{e \in \mathcal{E}_{tr}} \|\nabla_{\omega}|_{\omega=1.0} \mathcal{R}_e(\omega \cdot M)\|^2 \quad (3)$$

where $\mathcal{R}_e(\cdot)$ is the risk [18] under environment e , and $\omega = 1.0$ as a scalar is a fixed ‘dummy’ classifier. The essence of \mathcal{L}_{IRM} is a gradient norm penalty that measures the optimality of the ‘dummy’ classifier in each environment, in order to find invariant causal features that match all environments.

3.2. Sentence-Level Constraint

Insight: the correlated features h_r of counterfactual sentence pairs are not guaranteed to be aligned.

In our assumptions, the correlated features h_r of counterfactual sentence pairs are similar, because the augmentation operation only affects part of h_c . However, this property is not guaranteed for language models trained directly on CAD, and this potential dissimilarity gives language models the convenience to utilize h_r . Therefore, it is reasonable to design an explicit constraint on h_r for counterfactual sentence pairs.

However, h_r and h_c in CAD are hard to decouple in language models, so a sensible proxy for h_r is needed. Noting that h_r has little effect on the prediction in CAD, based on this property, we creatively construct the proxy of h_r using the mechanism of feature classifier. Most feature classifiers are fully-connected layers, where each row of the weight matrix can be interpreted as a label vector h_Y [19], and the label probability can be obtained by the dot product of the sentence vector h and each label vector h_Y as:

$$p(y_k) = \frac{\exp(h_Y^k \cdot h)}{\sum_{i=1}^N \exp(h_Y^i \cdot h)} \quad (4)$$

Dataset	Method	Original	CAD	MNLI-m	MNLI-mm	Mean
Seed	LSTM	41.8	33.9	35.9	35.0	35.5
	BERT	71.5	53.8	53.6	55.1	54.3
	Roberta	83.8	67.2	67.4	68.4	67.9
CAD _h	LSTM	39.8	39.0	34.4	35.0	34.7
	LSTM+ECF	44.2	37.6	36.2	36.2	36.2
[12]	BERT	79.2	71.2	62.6	64.3	63.5
	BERT+ECF	77.0	72.0	64.0	65.5	64.7
Roberta	Roberta	80.2	75.4	70.5	71.5	71.0
	Roberta+ECF	82.5	76.7	72.6	72.8	72.7

Table 2. Accuracy of different language models and datasets in NLI. The best performance is **bold**.

In this way, h can be decomposed along h_Y , where the parallel component $h_{\parallel Y}$ determines the prediction and the orthogonal component $h_{\perp Y}$ has no effect on the prediction. The commonality between $h_{\perp Y}$ and h_r makes $h_{\perp Y}$ an ideal proxy for h_r . Specifically, for a counterfactual sentence feature pair (h, h^*) , we design \mathcal{L}_{OCD} to penalize their Orthogonal Component Distance as:

$$\mathcal{L}_{OCD} = \|h_{\perp Y} - h_{\perp Y}^*\|^2 \quad (5)$$

This is a positive feedback process, so even if initially the classifier has large estimation errors, it will gradually become accurate with the help of the prediction loss and \mathcal{L}_{OCD} .

3.3. Training Process

Compared to the original prediction loss \mathcal{L}_P , the proposed ECF algorithm also combines dataset-level constraint \mathcal{L}_{IRM} and sentence-level constraint \mathcal{L}_{OCD} as:

$$\mathcal{L} = \mathcal{L}_P + \alpha \cdot \mathcal{L}_{IRM} + \beta \cdot \mathcal{L}_{OCD} \quad (6)$$

where α, β are the weighting coefficients to balance the language model’s In-Distribution predictive power and additional constraints introduced for OOD Generalization.

4. EXPERIMENTS

4.1. Datasets

We conducted experiments on two tasks: Sentiment Analysis (SA) and Natural Language Inference (NLI).

Sentiment Analysis The seed dataset in SA was IMDB [20] dataset. [12] collected a subset of IMDB as a seed dataset, and manually annotated the corresponding counterfactual sentences to construct CAD_h, while [14, 13] utilized WordNet [21] to automatically generate counterfactual sentences and constructed CAD_a. We evaluated each language model’s OOD generalization capability on three OOD datasets: SST-2 [22], Amazon review [23], Yelp review [24].

Natural Language Inference [12] constructed CAD_h by manually editing seed dataset from SNLI [25] dataset. Because the NLI task is more complex, there is little research related to the automatic generation of counterfactual sentences. We

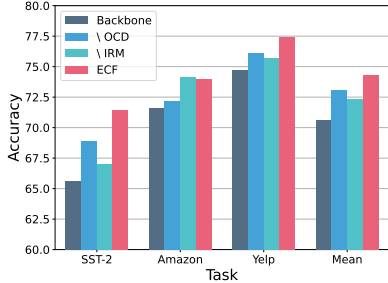


Fig. 3. Ablation analysis of two constraints on Sentiment Analysis. \ denotes the removing operation.

treated MNLI (split into matched and mismatched parts) [26] as our OOD dataset for evaluation.

4.2. Implementation Details

We implemented LSTM [27] and pre-trained models BERT [1], Roberta [2] as our backbones, and selected the best checkpoint on the training set for testing. For LSTM, The word embedding dimension was set to 300, the batch size was set to 32, and the learning rate of the Adam optimizer to $1e-3$. We set $\alpha = 1.6$ and $\beta = 0.1$. We trained each model for 100 epochs in SA/NLI task. For pre-trained models, we used the Hugging Face implementation to finetune the pre-trained models. The batch size was set to 8/5 for SA/NLI tasks respectively, and the learning rate of Adam optimizer to $1e-5$. We set $\alpha = 0.1$ and $\beta = 0.1$. We trained each model for 10 epochs.

4.3. Main Results

Results on SA The results are presented in Table 1, where the ECF algorithm beat all the compared backbones in terms of the average accuracy of OOD datasets. Specifically, CAD_h was more effective for language models’ generalization, while the ECF algorithm improved the average accuracy of LSTM and BERT on OOD datasets by 3.6% and 1.1%, respectively. The language models trained on CAD_a were relatively weaker in generalization, and the ECF algorithm also helped LSTM and BERT improve their average accuracy by 1.0%/2.1% and 3.2%/1.0% on two CAD_a , respectively.

Results on NLI The results are presented in Table 2. The ECF algorithm improved the average accuracy of LSTM on OOD datasets by 1.5%. The ECF algorithm also helped pre-trained models, improving the OOD generalization accuracy by 1.2% on BERT and by 1.7% on Roberta.

4.4. Ablation Study

We investigated the independent impact of each constraint in our ECF algorithm. We chose BERT as the backbone, and the results are reported in Fig. 3. When we removed \mathcal{L}_{IRM} and \mathcal{L}_{OCD} , the performance decreased significantly. This

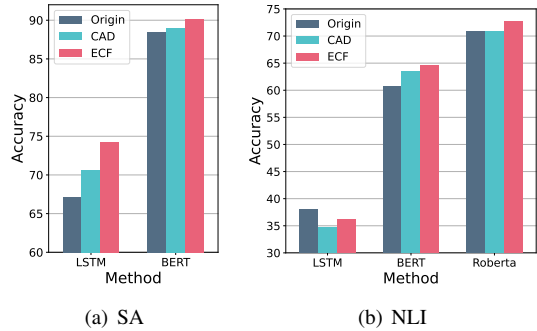


Fig. 4. Data efficiency analysis of CAD.

illustrated that the language models trained directly on CAD did not fully exploit the potential of CAD, and two additional constraints we proposed further unlocked CAD’s potential.

4.5. Data Efficiency

Counterfactual augmentation expanded the size of the seed dataset, which also contributed to OOD generalization. To demonstrate the validity of CAD and our ECF algorithm for language models, we compared the generalization capability of multiple language models trained with the same amount of unaugmented data, as shown in Fig. 4. The experimental results illustrated that CAD cannot always outperform the same amount of unaugmented data, while our ECF algorithm could steadily improve the generalization capability.

5. RELATED WORK

CAD is an emerging technique in NLP field since [12], which aims to help language models extract causal features by changing data distribution. Some studies [15, 16] pointed out CAD inefficiency in terms of empirical experimental results, and [6] attempted to provide a theoretical explanation for this inefficiency. Previous approaches to improving CAD efficiency fall into two categories: (1) improving the generation quality [13, 14] of counterfactual texts. (2) debiasing for specific bias [17] (e.g., gender, race) in CAD. To the best of my knowledge, our paper is the first attempt to improve the efficiency of CAD by designing additional constraints, which neither change the dataset nor require additional information, and is the most general application scenario.

6. CONCLUSION

In this paper, we attributed the inefficiency of CAD to **Myopia Phenomenon** caused by counterfactual augmentation operations, and designed dataset-level and sentence-level constraints based on the structural properties of CAD to help language models to extract more complete causal features and then unlock the potential of CAD.

7. REFERENCES

- [1] Jacob Devlin, Ming-Wei Chang, Kenton Lee, and Kristina Toutanova, “Bert: Pre-training of deep bidirectional transformers for language understanding,” in *NAACL*, 2019.
- [2] Yinhan Liu, Myle Ott, Naman Goyal, Jingfei Du, Mandar Joshi, Danqi Chen, Omer Levy, Mike Lewis, Luke Zettlemoyer, and Veselin Stoyanov, “Roberta: A robustly optimized bert pretraining approach,” *ArXiv*, 2019.
- [3] Jindong Wang, Cuiling Lan, Chang Liu, Yidong Ouyang, and Tao Qin, “Generalizing to unseen domains: A survey on domain generalization,” in *IJCAI*, 2021.
- [4] Zheyang Shen, Jiashuo Liu, Yue He, Xingxuan Zhang, Renzhe Xu, Han Yu, and Peng Cui, “Towards out-of-distribution generalization: A survey,” *ArXiv*, 2021.
- [5] Damien Teney, Ehsan Abbasnejad, and Anton van den Hengel, “Learning what makes a difference from counterfactual examples and gradient supervision,” *ECCV*, 2020.
- [6] Nitish Joshi and He He, “An investigation of the (in)effectiveness of counterfactually augmented data,” *ACL*, 2022.
- [7] Tom Michael Mitchell, “The need for biases in learning generalizations,” *Department of Computer Science, Laboratory for Computer Science Research, Rutgers Univ.*, 2007.
- [8] Antonio Torralba and Alexei A. Efros, “Unbiased look at dataset bias,” *CVPR*, 2011.
- [9] R. Thomas McCoy, Ellie Pavlick, and Tal Linzen, “Right for the wrong reasons: Diagnosing syntactic heuristics in natural language inference,” in *ACL*, 2019.
- [10] Zhao Wang and Aron Culotta, “Identifying spurious correlations for robust text classification,” in *Findings of EMNLP*, 2020.
- [11] Diana F. Spears and Marie desJardins, “Evaluation and selection of biases in machine learning,” *Machine Learning*, 2004.
- [12] Divyansh Kaushik, Eduard H. Hovy, and Zachary Chase Lipton, “Learning the difference that makes a difference with counterfactually-augmented data,” *ICLR*, 2020.
- [13] Zhao Wang and Aron Culotta, “Robustness to spurious correlations in text classification via automatically generated counterfactuals,” in *AAAI*, 2021.
- [14] Linyi Yang, Jiazheng Li, P’adraig Cunningham, Yue Zhang, Barry Smyth, and Ruihai Dong, “Exploring the efficacy of automatically generated counterfactuals for sentiment analysis,” *ACL*, 2021.
- [15] William Huang, Haokun Liu, and Samuel R. Bowman, “Counterfactually-augmented snli training data does not yield better generalization than unaugmented data,” in *INSIGHTS*, 2020.
- [16] Daniel Khashabi, Tushar Khot, and Ashish Sabharwal, “More bang for your buck: Natural perturbation for robust question answering,” in *EMNLP*, 2020.
- [17] Ananth Balashankar, Xuezhi Wang, Ben Packer, Nithum Thain, Ed H. Chi, and Alex Beutel, “Can we improve model robustness through secondary attribute counterfactuals?,” in *EMNLP*, 2021.
- [18] Elan Rosenfeld, Pradeep Ravikumar, and Andrej Risteski, “The risks of invariant risk minimization,” *ICLR*, 2021.
- [19] Cunxiao Du, Zhaozheng Chen, Fuli Feng, Lei Zhu, Tian Gan, and Liqiang Nie, “Explicit interaction model towards text classification,” in *AAAI*, 2019.
- [20] Andrew L. Maas, Raymond E. Daly, Peter T. Pham, Dan Huang, A. Ng, and Christopher Potts, “Learning word vectors for sentiment analysis,” in *ACL*, 2011.
- [21] Christiane D. Fellbaum, “Wordnet : an electronic lexical database,” *Language*, 2000.
- [22] Richard Socher, Alex Perelygin, Jean Wu, Jason Chuang, Christopher D. Manning, A. Ng, and Christopher Potts, “Recursive deep models for semantic compositionality over a sentiment treebank,” in *EMNLP*, 2013.
- [23] Jianmo Ni, Jiacheng Li, and Julian McAuley, “Justifying recommendations using distantly-labeled reviews and fine-grained aspects,” in *EMNLP*, 2019.
- [24] Xiang Zhang, Junbo Jake Zhao, and Yann LeCun, “Character-level convolutional networks for text classification,” *NIPS*, 2015.
- [25] Samuel R. Bowman, Gabor Angeli, Christopher Potts, and Christopher D. Manning, “A large annotated corpus for learning natural language inference,” in *EMNLP*, 2015.
- [26] Adina Williams, Nikita Nangia, and Samuel R. Bowman, “A broad-coverage challenge corpus for sentence understanding through inference,” in *NAACL*, 2018.
- [27] Sepp Hochreiter and Jürgen Schmidhuber, “Long short-term memory,” *Neural Computation*, 1997.