

# Knowledge Graph Completion based on Tensor Decomposition for Disease Gene Prediction

Xinyan Wang<sup>1</sup>, Ting Jia<sup>1</sup>, Chongyu Wang<sup>1</sup>, Kuan Xu<sup>1</sup>, Zixin Shu<sup>1</sup>, Jian Yu<sup>1</sup>,  
Kuo Yang<sup>1\*</sup> and Xuezhong Zhou<sup>1\*</sup>

<sup>1</sup>Institute of Medical Intelligence, School of Computer and Information Technology, Beijing Jiaotong University, Beijing 100044, China

{xinyan\_wang, 19120365}@bjtu.edu.cn, wangchongyu2021@163.com {xukuan, 18112032, jianyu, yangkuo, xzzhou}@bjtu.edu.cn,

## Abstract

Accurate identification of disease genes has consistently been one of the keys to decoding a disease's molecular mechanism. Most current approaches focus on constructing biological networks and utilizing machine learning, especially, deep learning to identify disease genes, but ignore the complex relations between entities in the biological knowledge graph. In this paper, we construct a biological knowledge graph centered on diseases and genes, and develop an end-to-end Knowledge graph completion model for Disease Gene Prediction using interactional tensor decomposition (called KD-Gene). KDGene introduces an interaction module between the embeddings of entities and relations to tensor decomposition, which can effectively enhance the information interaction in biological knowledge. Experimental results show that KDGene significantly outperforms state-of-the-art algorithms. Furthermore, the comprehensive biological analysis of the case of diabetes mellitus confirms KDGene's ability for identifying new and accurate candidate genes. This work proposes a scalable knowledge graph completion framework to identify disease candidate genes, from which the results are promising to provide valuable references for further wet experiments.

## 1 Introduction

Unraveling the molecular mechanism of disease is essential for realizing precision medicine [Ashley, 2016]. One of the main goals is to identify the causing genes of disease. Traditional methods of identifying disease-causing genes (e.g., Genome-wide association study [Hirschhorn, 2009]) are mainly obtained through experiments, which are extremely time-consuming and labor-intensive [Calvo *et al.*, 2007].

With the completion of the Human Genome Project and the maturity of high-throughput sequencing technology [Lander, 2011], a growing body of computing-based disease gene prediction methods have been developed, which are proven effective [Luo *et al.*, 2021]. Compared with traditional experiments, computing-based methods can significantly save

resources and reduce experimental errors [Wu *et al.*, 2008a; Guo *et al.*, 2019]. Typical studies include network propagation methods ([Picart-Armada *et al.*, 2019]), clustering or classification methods ([Care *et al.*, 2009]), network features ([Wu *et al.*, 2008b; Jalilvand *et al.*, 2019]), and network embedding methods ([Yang *et al.*, 2018a; Yang *et al.*, 2018b]). Neural network methods have also been applied to disease gene prediction and obtained high performance [Yang *et al.*, 2020; Wu *et al.*, 2019b; Zhang *et al.*, 2020].

In recent years, Knowledge Graphs (KGs) have been successfully applied to life science research [Lin *et al.*, 2020]. KG is a semantic network that reveals the relations between entities, which can formally describe things and their relations in the real world. In KGs, nodes represent entities or concepts, and edges are composed of attributes or relations. Knowledge exists in the form of triples [Rossi *et al.*, 2021]. Inferring unknown facts from those already in KG is called KG Completion (KGC). Performing better in existing KGC models, KG Embedding (KGE) based methods learn the latent representation of entities and relations in continuous vector space [Wang *et al.*, 2017]. Network Embedding (NE) assigns nodes in a network to low-dimensional representations and preserves the network structure effectively [Grover and Leskovec, 2016]. The main difference between KGE and NE is that the latter focuses on the topology of the network, while KGE focuses on the internal information of different relations and the semantic connotation of facts.

A few studies have explored KGE-based methods individually for disease gene prediction. They tend to adopt existing KGE models from the general domain [Nunes *et al.*, 2021; Vilela *et al.*, 2022] or use external information, such as the textual description of biological entities [Choi and Lee, 2021]. Although the conventional KGE models have been proven to be useful for inferring new biological relations, their performance with biological data is not as satisfactory as that of general-domain KGs [Choi and Lee, 2019]. One of the key points is how to model KGE in the process of disease gene prediction to accurately capture the interaction between biological entities (such as Protein-Protein Interactions) [Huang and Li, 2010; Zhu *et al.*, 2022], so that diseases and genes can be learned with more comprehensive biological features.

To address these issues, we first integrated multiple relations centered on diseases and genes from biomedical knowl-

edge bases to construct a large-scale biological KG, and develop an end-to-end Knowledge graph completion model using an interactional tensor decomposition to identify Disease-Gene associations, called KDGene. KDGene introduces a gating mechanism-based interaction module between the embeddings of entities and relations to tensor decomposition, which can effectively enhance the information interaction in biological knowledge. Perceiving related knowledge, the model is capable of learning the connotation of different relations and endows biological entities and relations with more comprehensive and precise representations, which is beneficial to disease gene prediction. Experimental results show that KDGene performs optimally among existing disease gene prediction methods. In particular, compared with conventional KGE methods, KDGene realizes an average improvement of over 20% on HR and MAP metrics. Meanwhile, we evaluate the impacts of KGs composed of knowledge with different relation types and degrees of confidence on KDGene’s performance. In summary, the main contributions of our work are three-fold:

1. We construct a biological knowledge graph centered on diseases and genes, then adopt a scalable end-to-end KGC framework to predict disease genes.
2. We propose a novel KGC model, called KDGene, specifically for disease gene prediction. The model introduces an interaction module to tensor decomposition, which effectively enhances the information interaction between biological knowledge.
3. Our KDGene achieves state-of-the-art on disease gene prediction. The biological analysis of diabetes mellitus also confirms KDGene’s ability to identify new and accurate candidate genes.

## 2 Related Work

### 2.1 Disease Genes Prediction Models

Researchers have proposed various computing-based Disease Gene Prediction (DGP) methods, mainly divided into four categories: (1) Network Propagation methods. The network propagation models are based on the classic random walk algorithm for the most part, and they are common in early disease gene prediction tasks [Vanunu *et al.*, 2010; Erten *et al.*, 2011]. (2) Methods based on Network Features. These methods usually use the constructed network to obtain the topological feature information of nodes, then calculate the correlation between a query disease and candidate genes, completing the prediction by sorting the gene list [Lage *et al.*, 2007]. (3) Supervised Learning methods such as classification [Yang *et al.*, 2021].

And (4) Network Embedding and Deep Learning methods. These methods have gained wide attention in recent years [Alshahrani and Hoehndorf, 2018; Lei *et al.*, 2021]. HerGePred [Yang *et al.*, 2018b] is a heterogeneous disease-gene-related network embedding representation framework for disease gene prediction which can realize similarity prediction and a random walk with restart on a reconstructed heterogeneous disease-gene network. GLIM [Hou *et al.*, 2022] can systematically mine the potential relationships between

multilevel elements by embedding the features of the human multilevel network through contrastive learning. With the development of deep learning technology, researchers have tried to build specific neural network models to predict disease genes [Yang *et al.*, 2020].

### 2.2 KGE Models

Recently, growing amounts of work have been proposed to learn distributed representations for entities and relations in KGs, which fall into three major categories [Rossi *et al.*, 2021]: (1) Geometric Models. They utilize distance-based scoring functions to measure the plausibility of facts, which interpret the relation as a geometric transformation in the latent space [Sun *et al.*, 2019]. The most representative model, TransE [Bordes *et al.*, 2013], regards the relation  $r$  in each triple  $(h, r, t)$  as a translation from the head entity  $h$  to the tail entity  $t$ , by requiring the tail entity embedding lies close to the sum of the head entity and relation embeddings. (2) Deep Learning Models. These methods learn the embedding vectors of entity and relation using multi-layer neural networks [Dettmers *et al.*, 2018].

And (3) Tensor Decomposition Models. In Canonical Polyadic (CP) decomposition [Hitchcock, 1927], a tensor can be decomposed into a set of matrices, where each row in the matrix represents an embedding vector of entity or relation. DistMult [Yang *et al.*, 2014], a special case of CP decomposition, forces all relation embeddings as diagonal matrices, which reduces the space of parameters and makes the model easier to train. ComplEx [Trouillon *et al.*, 2016] introduces asymmetry into tensor decomposition by adding complex-valued embeddings so that it can simulate asymmetric relations. Since current implementations of CP are lagging behind their competitors, CP-N3 [Lacroix *et al.*, 2018] uses a tensor nuclear p-norm as a regularizer to break through the limitations of CP and obtain good performance.

### 2.3 DGP models combined with KGE

At present, the DGP methods combined with KGE have not been fully exploited. KGED [Choi and Lee, 2021] is a convolutional neural network-based KGE model, which is based on a biological KG with entity descriptions to infer relationships between biological entities. Since KGED is used to predict gene-gene relations to generate gene interaction networks for diseases, it is not an end-to-end model for DGP. And it requires textual descriptions of entities, which may introduce noise and are not simple to obtain. In [Nunes *et al.*, 2021], KGE is adopted to predict disease genes directly. However, this work applies conventional methods in the KGC task without comparison with other DGP models.

## 3 Preliminaries

**Knowledge Graph  $\mathcal{G}$ .** A knowledge graph can be denoted as  $\mathcal{G} = \{\mathcal{E}, \mathcal{R}, \mathcal{T}\}$  where  $\mathcal{E}$  and  $\mathcal{R}$  are the entity set and relation set, respectively. And  $\mathcal{T} = \{(h, r, t) \in \mathcal{E} \times \mathcal{R} \times \mathcal{E}\}$  denotes the triple set which consists of all the triple facts in  $\mathcal{G}$ . When constructing a biomedical KG, we integrate knowledge from different biological databases in the form of triples and add them to KG. Correspondingly, the associated entity set and relation set are generated.

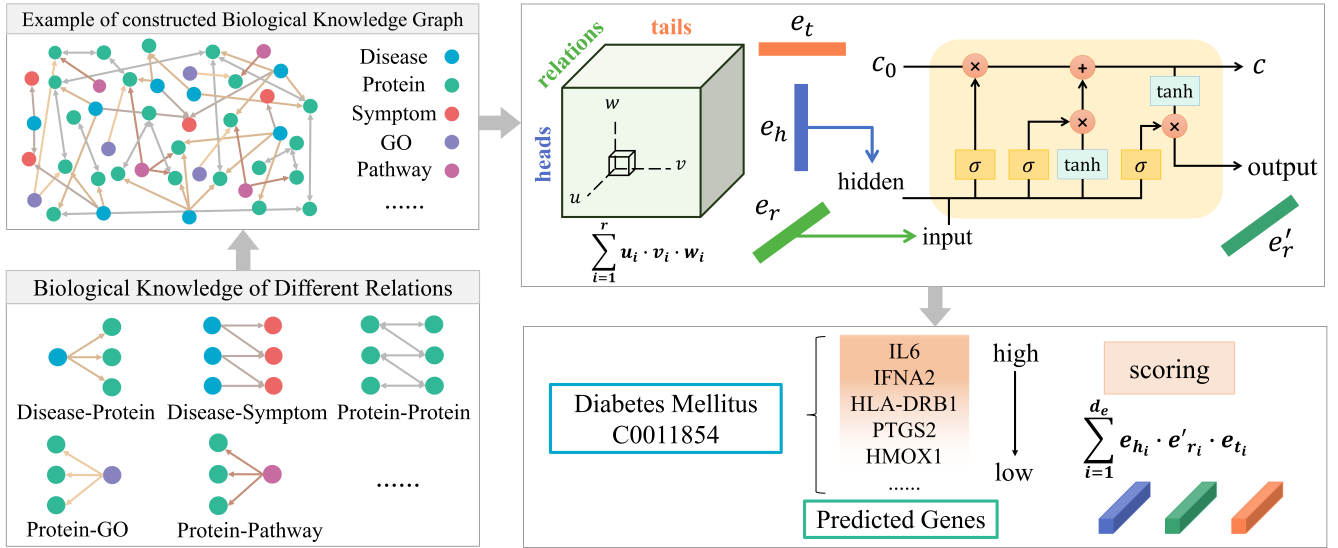


Figure 1: Visualization of the KDGene architecture. After constructing the biological KG, a triple is represented as  $(h, r, t)$ , with two entities  $h, t$  and a relation  $r$ . We use  $e_h, e_t \in \mathbb{R}^{d_e}$  to denote the embeddings of head and tail entities and  $e_r \in \mathbb{R}^{d_r}$  to represent the relation embeddings. When the embeddings  $e_h, e_r, e_t$  are trained, taking the relation embedding  $e_r$  as the input, the head entity embedding  $e_h$  as the hidden layer, we use the interaction module to obtain the updated relation embedding  $e'_r \in \mathbb{R}^{d_e}$ . Then the scoring function of triple  $(h, r, t)$  is calculated by  $e_h, e'_r$  and  $e_t$ . After training, for a query disease, score all candidate genes and rank by descending as the prediction results.

**Knowledge Graph Completion.** The task of KGC, also known as Link Prediction, is to either predict unseen relations  $r$  between two existing entities:  $(h, ?, t)$ , or predict entities when the triple’s relation and another entity are given:  $(h, r, ?)$  or  $(?, r, t)$ . For Disease Gene Prediction, since triples of this kind of facts are in the form (disease, disease\_gene, gene), we focus on the second mode to predict the tail entity (gene) given the head entity (disease) and relation (disease\_gene).

In this paper, we adopt the improved tensor decomposition-based model under the framework of KGC, in which the triple  $(h, r, t)$  can be represented as an element of the binary third-order entity-relation tensor  $\mathcal{X}^{N \times M \times N}$ , where  $N = |\mathcal{E}|$  is the total number of entities and  $M = |\mathcal{R}|$  the number of relations. In the entity-relation tensor  $\mathcal{X}$ ,  $\mathcal{X}_{ikj}$  denotes that there is a  $k$ -th relation between the  $i$ -th entity and the  $j$ -th one, which is:

$$\mathcal{X}_{ikj} = \begin{cases} 1, & \text{if } (h_i, r_k, t_j) \in \mathcal{G} \\ 0, & \text{if } (h_i, r_k, t_j) \notin \mathcal{G} \end{cases} \quad (1)$$

Therefore, tensor decomposition-based algorithms can infer a predicted tensor  $\hat{\mathcal{X}}$  that approximates  $\mathcal{X}$ . To predict the candidate genes of a disease, queries like  $(i, k, ?)$  are answered by ordering gene entities  $j'$  by decreasing scoring values of  $\hat{\mathcal{X}}_{ikj'}$ . Note that we propose a scalable KGC framework for disease gene prediction which means the KGE model can be replaced by others.

## 4 Methodology

We present KDGene, an end-to-end knowledge graph completion model based on interactional tensor decomposition,

Entity Type	quantity	Relation Type	quantity
Disease	22,697	Disease-Protein	117,738
Protein	21,616	Protein-Protein	841,068
Symptom	2,504	Disease-Symptom	184,831
GO	1,207	GO-Protein	61,634
Pathway	316	Pathway-Protein	25,813
Total	48,340	Total	1,231,084

Table 1: The scale of our constructed biological knowledge graph related to diseases and genes.

and formulate the problem of disease gene prediction as an LP task in KG. Figure 1 shows an overview of KDGene, and the whole framework consists of the following three parts:

1. **Biological KG Construction.** We collected and integrated multiplex relations, e.g., disease-gene, disease-symptom, protein-protein, protein-GO, and protein-pathway from well-known biomedical databases and construct a biological KG centered on diseases and genes.
2. **Representation learning of entities and relations in the biological KG.** We do not directly utilize the existing KGE methods but improve the tensor decomposition model by introducing an interaction module, which can enhance the information interaction in biological knowledge and learn the more dedicated representation of relations.
3. **Scoring and ranking of disease candidate genes.** Based on the representation features learned in the second step, we score and sort all the candidate genes of a disease

according to Equation 6, and obtain predicted results of candidate genes.

#### 4.1 Biological KG Construction

To learn more comprehensive representations of diseases and genes, we introduce the knowledge of different relation types to construct a biological KG. Regarding diseases, the disease-symptom relations from SymMap [Wu *et al.*, 2019a] are introduced into the KG. Regarding genes, we introduce the Protein-Protein Interactions (PPI) from STRING [Von Merling *et al.*, 2005], the Protein-GO relations from [GO, 2021], and the Protein-Pathway relations from KEGG[Kanehisa and Goto, 2000]. Table 1 shows the scale of the biological KG.

In our framework, there are no restrictions on the entity type and relation type which means the construction of the KG is flexible. When others use it, the disease-gene relation facts can be added or subtracted from the KG to complete the training according to the demand. As the amount of knowledge in biomedical databases grows, abundant facts about new types of relations can be continuously added to the KG.

#### 4.2 CP-N3

The KGC task can be regarded as a 3D binary tensor completion problem, where each slice is the adjacency matrix of one relation type in the KG. It is a natural solution to apply tensor decomposition to the KGC task, which is simple, expressive, and can achieve state-of-the-art results in general-domain KGs. Here, we take the typical CP-N3 model as an example and further introduce the interaction module on this basis to predict disease-gene associations.

**CP-N3** [Lacroix *et al.*, 2018] is based on CP decomposition [Hitchcock, 1927], which decomposes a high-order tensor  $\mathcal{X} \in \mathbb{R}^{n_1 \times n_2 \times n_3}$  into several  $r$  rank one tensors  $u_i \in \mathbb{R}^{n_1}$ ,  $v_i \in \mathbb{R}^{n_2}$ ,  $w_i \in \mathbb{R}^{n_3}$  ( $\otimes$  denotes the tensor product):

$$\mathcal{X} \approx \sum_{i=1}^r u_i \otimes v_i \otimes w_i. \quad (2)$$

#### 4.3 Interaction Module

Introducing the interaction module aims to equip KGE models, TD-based methods in particular, with better biomedical knowledge perception. That is, the model should learn more precise representations of entities and relations. To deal with the problem of long-term dependencies, Hochreiter and Schmidhuber proposed long short-term memory (LSTM) [Hochreiter and Schmidhuber, 1997]. They improved the remembering capacity of the standard recurrent cell by introducing a ‘‘gate’’ into the cell in which the gate mechanism can choose which information enters the next cell [Yu *et al.*, 2019]. We adopt the vanilla LSTM cell [Gers *et al.*, 2000] consisting of an input gate, an output gate, and a forget gate. The activation process of LSTM is as follows:

First, the forget gate  $f$  and the input gate  $i$  at the time step  $t$  are computed by

$$\begin{aligned} f_t &= \sigma(W_{fh}h_{t-1} + W_{fx}x_t + b_f), \\ i_t &= \sigma(W_{ih}h_{t-1} + W_{ix}x_t + b_i), \\ \tilde{c}_t &= \tanh(W_{\tilde{c}h}h_{t-1} + W_{\tilde{c}x}x_t + b_{\tilde{c}}), \end{aligned} \quad (3)$$

where  $\sigma$  is the logistic sigmoid function, and  $x_t$  is the current input. For the forget gate, the LSTM unit determines which information should be removed from its previous cell states  $h_{t-1}$ . The candidate memory cell is also added to the cell state through a TanH Layer. All the  $W$  are weights that need to be learned, while  $b$  represents the bias vector associated with this component. Then, the cell state is updated by

$$\begin{aligned} c_t &= f_t \circ c_{t-1} + i_t \circ \tilde{c}_t, \\ o_t &= \sigma(W_{oh}h_{t-1} + W_{ox}x_t + b_o), \\ h_t &= o_t \circ \tanh(c_t). \end{aligned} \quad (4)$$

$o_t, h_t$  are the outputs at the current time, and  $\circ$  is the Hadamard product. In this intuitionistic structure, the control of the forget gate can save the previous information, and the control of the input gate can prevent the current irrelevant information from being added to the cell. The information in each part sufficiently interacts with others, so we utilize this simple and effective structure as our interaction module.

#### 4.4 KDGene

We present KDGene, a knowledge graph completion model that introduces the interaction module into CP-N3, which applies to disease gene prediction. In the following, a triple is represented as  $(h, r, t)$ , with two entities  $h, t \in E$  (the set of entities) and a relation  $r \in R$  (the set of relations). We use  $e_h, e_t \in \mathbb{R}^{d_e}$  to denote the embeddings of head and tail entities and  $e_r \in \mathbb{R}^{d_r}$  to represent the relation embeddings.

Instead of adopting the translation-based principle  $h + r = t$  in TransE [Bordes *et al.*, 2013], we use the gating mechanism as the entity-to-relation translation. When the embeddings  $e_h, e_r, e_t$  are trained, taking the relation embedding  $e_r$  as the input, and the head entity embedding  $e_h$  as the hidden layer, we use an LSTM cell to obtain the updated relation embedding  $e'_r \in \mathbb{R}^{d_e}$ . The calculation process is as follows:

$$\begin{aligned} f &= \sigma(W_{fh}e_h + W_{fx}e_r + b_f), \\ i &= \sigma(W_{ih}e_h + W_{ix}e_r + b_i), \\ \tilde{c} &= \tanh(W_{\tilde{c}h}e_h + W_{\tilde{c}x}e_r + b_{\tilde{c}}), \\ c &= f \circ c_0 + i \circ \tilde{c}, \\ e'_r &= \sigma(W_{oh}e_h + W_{ox}e_r + b_o), \end{aligned} \quad (5)$$

where all  $W$  are weight matrices and  $b$  are bias vectors learned in the training process. The initial input of the cell state is set to 0.

After getting the updated relation embedding  $e'_r$ , we define the scoring function of a triple  $(h, r, t)$  for KDGene as:

$$\phi(h, r, t) = \sum_{i=1}^{d_e} e_{hi} \otimes e'_{ri} \otimes e_{ti}. \quad (6)$$

In CP-N3, the embedding dimensions of entities and relations must be the same, resulting in a lot of parameter redundancy for those datasets with very different numbers of entities and relations. After introducing the interaction module, the dimensions of entities and relations can be different, which significantly improves the operability and flexibility of KDGene. More importantly, through the gating mechanism

of LSTM, entities, and relations are learned with more precise representations, which will benefit disease gene prediction.

## 4.5 Training and Prediction

We use the standard data augmentation techniques [Lacroix *et al.*, 2018] of adding reciprocal predicates in the original training set  $S$  and get  $S'$ , i.e. add  $(t, r^{-1}, h)$  for every  $(h, r, t)$ . Besides, we follow the 1-N scoring introduced by [Dettmers *et al.*, 2018], that is, we take one  $(h, r)$  pair and score it against all entities  $t' \in E$  simultaneously. We train our model with the full multiclass log-loss:

$$\mathcal{L} = \sum_{(h,r,t) \in S'} (-\phi(h, r, t) + \log(\sum_{t' \in E} \exp(\phi(h, r, t')))). \quad (7)$$

where  $\mathcal{L}$  is the loss function that should be minimized. For KDGene, we follow the N3 regularization used in CP-N3 [Lacroix *et al.*, 2018], and the loss function for KDGene is as follows:

$$\mathcal{L} = \sum_{(h,r,t) \in S'} (-\phi(h, r, t) + \log(\sum_{t' \in E} \exp(\phi(h, r, t')))) + \lambda \sum_i^{d_e} (|e_{hi}'|^3 + |e_{ri}'|^3 + |e_{ti}'|^3). \quad (8)$$

After training, for disease gene prediction, we take  $(h, r)$  pairs, where the head entity is the query disease, and the relation is disease-gene, and then score all candidate genes that are not in the training set. The list of genes with scores from high to low is the prediction result of the candidate genes.

## 5 Experiments

### 5.1 Experimental setting

**Dataset.** We select curated disease-gene associations from the DisGeNet database [Piñero *et al.*, 2016] as a benchmark dataset and apply the conventional 10-fold cross validation to evaluate the disease gene prediction algorithms. For each fold, there are 117,738 disease-gene associations in the training set and 13,082 in the testing set.

**Baselines.** For baselines, comparisons with existing disease gene prediction algorithms are essential. Typical models including DADA [Erten *et al.*, 2011], GUILD [Guney and Oliva, 2012], RWRH [Li and Patra, 2010], PDGNet [Yang *et al.*, 2020], PRINCE [Vanunu *et al.*, 2010], GLIM [Hou *et al.*, 2022] are our baseline. In addition, since we formulate disease gene prediction as the KGC task, and propose a novel KGC method, KDGene should also be compared with existing KGC models. We experiment with six popular KGE baselines: TransE [Bordes *et al.*, 2013], RotatE [Sun *et al.*, 2019], DistMult [Yang *et al.*, 2014], ComplEx [Trouillon *et al.*, 2016], Tucker [Balažević *et al.*, 2019] and CP-N3 [Lacroix *et al.*, 2018].

**Evaluation Metrics.** Following GLIM [Hou *et al.*, 2022], we select the hit ratio (HR@N) and mean average precision (MAP@N) as evaluation metrics (where N=1,3,10,50). For

both HR and MAP, higher values indicate higher predictive performance.

**Implementation Details.** We implement KDGene with PyTorch and have made our source code available on GitHub.<sup>1</sup> In our experiments, we carried out extensive grid search, over the following ranges of hyperparameter values: batch size in {128, 256, 512, 1024}, learning rate in {0.01, 0.03, 0.05, 0.1}, regularization coefficient in {0.001, 0.01, 0.05, 0.1, 0.2, 0.5}, the entity dimension in {1000, 1500, 2000, 2500} and the relation dimension in {500, 1000, 1500, 2000}. The optimal parameters used in KDGene can be seen on Github.<sup>1</sup> Adagrad algorithm [Duchi *et al.*, 2011] is adopted to optimize all trainable parameters. For all the baselines, we follow the best hyperparameters they provide and obtain disease gene prediction results on the DisGeNet dataset.

### 5.2 Results and Analysis

Table 2 reports the evaluation results of disease gene prediction on the DisGeNet dataset. It can be seen that KDgene outperforms all the baselines consistently and significantly. Specifically, compared with DGP baselines, KDGene realizes an average improvement of 16.59% and over 25% improvement on HR metric in particular. Compared with KGC baselines, in terms of HR@1, HR@3, HR@10, HR@50, MAP@1, MAP@3, MAP@10, MAP@50, the performance gains achieved by our model are 17.24%, 21.44%, 31.15%, 20.35%, 17.23%, 21.12%, 23.52%, 23.59%, with an average improvement of 21.96%. These results illustrate the effectiveness of KDGene for disease gene prediction.

Our results also suggest that the success of KDGene does not mean that KGC-based models are the best in all DGP models (e.g., the MAP metric of GLIM.DG is better than all existing KGC methods), but they can still outperform most DPG models. It’s very promising for KGC-based methods to become the best in terms of the HR metric, showing a powerful recall ability, which indicates that combining complex relations in biological knowledge is beneficial for predicting candidate genes comprehensively.

Existing DGP models combined with KGE [Nunes *et al.*, 2021] usually adopt conventional KGC methods. Our experiments confirm that existing KGC-based models are effective but not necessarily optimal. Among these typical KGC models, methods based on tensor decomposition perform better. Adopting tensor decomposition, we further introduce an interaction module based on the gating mechanism. It is worth noting that the result of CP-N3 can be regarded as an ablation study. Compared with CP-N3, KDGene realizes an increase by 39.86%, 47.35%, 52.12%, 31.81%, 39.85%, 46.30%, 47.52%, and 45.39% on HR@1, HR@3, HR@10, HR@50, MAP@1, MAP@3, MAP@10, and MAP@50, respectively, with an average improvement of 43.77%. The impressive improvement compared with CP-N3 demonstrates the significance of our proposed interaction module, which enables KDGene with more precise representations of entities and relations to predict disease genes.

<sup>1</sup><https://github.com/sienna-wxy/KDGene>

DGP Models	HR@1	HR@3	HR@10	HR@50	MAP@1	MAP@3	MAP@10	MAP@50
DADA	0.012	0.025	0.047	0.107	0.045	0.044	0.049	0.053
GUILD	0.023	0.032	0.049	0.107	0.073	0.076	0.080	0.084
RWRH	0.082	0.153	0.269	0.486	0.297	0.268	0.272	0.286
PDGNet	0.020	0.031	0.045	0.068	0.094	0.056	0.044	0.043
PRINCE	0.006	0.011	0.024	0.074	0.025	0.026	0.028	0.031
RWR_PPI	0.070	0.148	0.271	0.474	0.257	0.241	0.255	0.270
RWR_HMLN	0.094	0.180	0.304	0.502	0.342	0.303	0.306	0.320
GLIM_DG	0.105	0.194	0.312	0.508	0.383	0.335	0.329	0.342
KDGene (ours)	<b>0.126</b>	<b>0.243</b>	<b>0.416</b>	<b>0.620</b>	<b>0.406</b>	<b>0.365</b>	<b>0.361</b>	<b>0.370</b>
Improvement	+19.96%	+25.16%	+33.25%	+22.04%	+5.82%	+8.91%	+9.48%	+8.12%

KGC Models	HR@1	HR@3	HR@10	HR@50	MAP@1	MAP@3	MAP@10	MAP@50
TransE	0.086	0.160	0.272	0.472	0.278	0.243	0.241	0.252
RotatE	0.085	0.159	0.272	0.477	0.275	0.241	0.241	0.252
DistMult	0.107	0.200	0.309	0.406	0.346	0.301	0.292	0.299
ComplEx	0.103	0.193	0.317	0.515	0.331	0.288	0.281	0.291
TuckER	0.096	0.182	0.288	0.394	0.308	0.269	0.261	0.269
CP-N3	0.090	0.165	0.273	0.471	0.290	0.249	0.244	0.254
KDGene (ours)	<b>0.126</b>	<b>0.243</b>	<b>0.416</b>	<b>0.620</b>	<b>0.406</b>	<b>0.365</b>	<b>0.361</b>	<b>0.370</b>
Improvement	+17.24%	+21.44%	+31.15%	+20.35%	+17.23%	+21.12%	+23.52%	+23.59%

Table 2: Disease gene prediction results on DisGeNet. The table consists of two parts, the upper part is about the baselines for typical Disease Gene Prediction (DGP) models, and the lower is about the baselines of KGC models. **Bold** numbers are the best results of all and underline numbers are the best results of baseline models. Improved results of the last row compare the performance of KDGene with the best of baseline models.

### 5.3 Comparison of Different KGs

To evaluate the impact of KGs composed of different relations on KDGene, we use different combinations of relations to construct biological KGs from  $KG_1$  to  $KG_6$  and evaluate the performance of KDGene. The results are shown in Figure 2.  $KG_1$  consists only of the disease-gene facts in the training set, with no external relations introduced. Based on  $KG_1$ ,  $KG_2$  and  $KG_3$  introduce the facts about Disease-Symptom and Protein-Protein Interaction, respectively.  $KG_2$  achieves the best performance, indicating that disease-symptom associations are beneficial for candidate gene prediction, while PPI has little effect.  $KG_4$ , which jointly introduces the two relations, fails to achieve the cumulative effect. Referring [Vilela *et al.*, 2022],  $KG_5$  introduces GO and Pathway associations of genes.  $KG_6$  reintroduces the disease-symptom relation based on  $KG_5$ . From the results, the former gets no obvious improvement, and the latter has improved, but still has not reached the performance of  $KG_2$ . The possible reason for the performance degradation of  $KG_3$  and  $KG_5$  that further introduce Protein-Protein or GO/Pathway-Protein associations is that the relations about proteins add more similar entities into KG, which could be noise.

### 5.4 Comparison of Different PPI Score

To analyze the impact of knowledge with different confidence levels on KDGene, we consider scores in Protein-Protein Interaction facts. This score is often higher than the individual sub-scores, expressing increased confidence when an association is supported by several types of evidence [Von Mering *et al.*, 2005]. We select three grades of scores for evaluation, that is, the interaction scores  $\geq 700$ ,  $\geq 850$ , and  $\geq 950$ , respectively. For a fair comparison, all three evaluations are

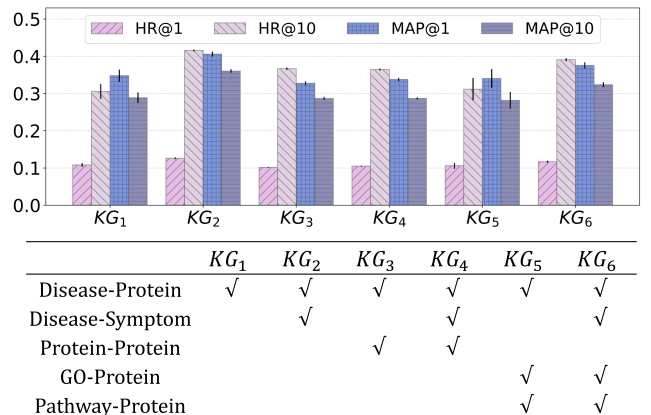


Figure 2: Results of KDGene with different biological KGs. We use five relations associated with disease and gene to evaluate the effect of six combinations on KDGene performance. Except for the different KGs used, other experimental settings are kept the same.

performed on the KG with the same disease-gene facts, with no differences other than the PPI facts. In Figure 3a, as the score threshold increases, the performance of KDGene gradually improves, which indicates the introduction of reliable biological knowledge into the KG is more beneficial for KDGene to learn the representations of entities and relations.

### 5.5 Comparison of Different interaction modules

To evaluate the impact of different interaction modules on the performance of KDGene, we conduct experiments with similar structures such as RNNCell and GRUCell, and the results are shown in Figure 3b. Among the three gating mech-

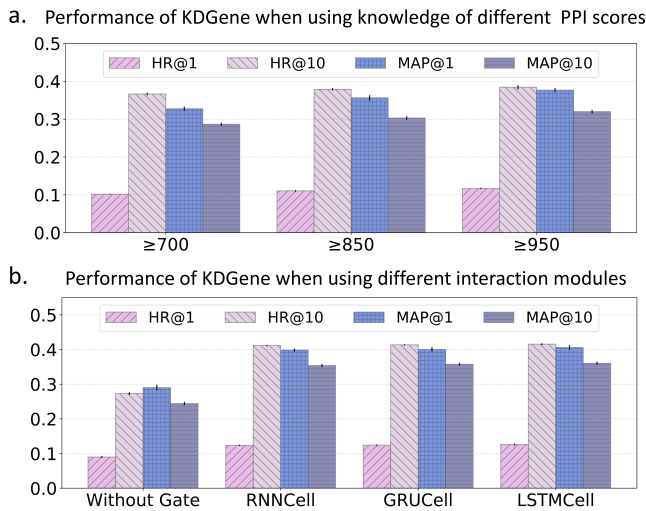


Figure 3: **a.** Results of KDGene with facts in different confidence levels of PPI. **b.** Results of KDGene with different interaction modules.

animals, the relation embedding is used as the input, and the head entity embedding as the hidden layer. The results of introducing different interaction structures are all better than the model without the gating mechanism (here we compare with CP-N3). The results of introducing different interaction structures are all better than the model without the gating mechanism (here we compare with CP-N3), illustrating the significance of the interaction module for tensor decomposition models. Among the three, the result of LSTMCell is slightly better than the remaining two. The possible reason is that the setting of the forget gate makes it more parameters to learn more details.

## 5.6 Case study

We take Diabetes Mellitus as a case example to illustrate the high network closeness and functional relevance between genes in the training set and the candidate genes predicted by KDGene. For the disease, we keep all 42 genes in the training set and 6 genes in the testing set of the DisGeNet dataset and take out the top 50 candidate genes predicted by KDGene. The dense links (221 real links vs. 41.23 expected links,  $P = 2.05E-88$ , binomial test) that hold in the PPI network indicate that those two kinds of genes would tend to have closer interactions than expectation and rely on the same functional module in the PPI network. The top ten gene prediction results of KDGene hit three diabetes mellitus-associated genes in the testing set. Meanwhile, we find that more than half of the predicted genes have corresponding literature evidence for association with diabetes. For example, interleukin-6 (IL-6, the top predicted gene), is not in the testing set, but [Urrahy *et al.*, 2015] indicates pro-inflammatory cytokines, such as interleukin-6 (IL-6), have been considered as key factors in type 1 diabetes mellitus (T1DM) and diabetic nephropathy. The results illustrate the accuracy and reliability of KDGene’s prediction, which are promising to provide valuable references for further wet experiments.

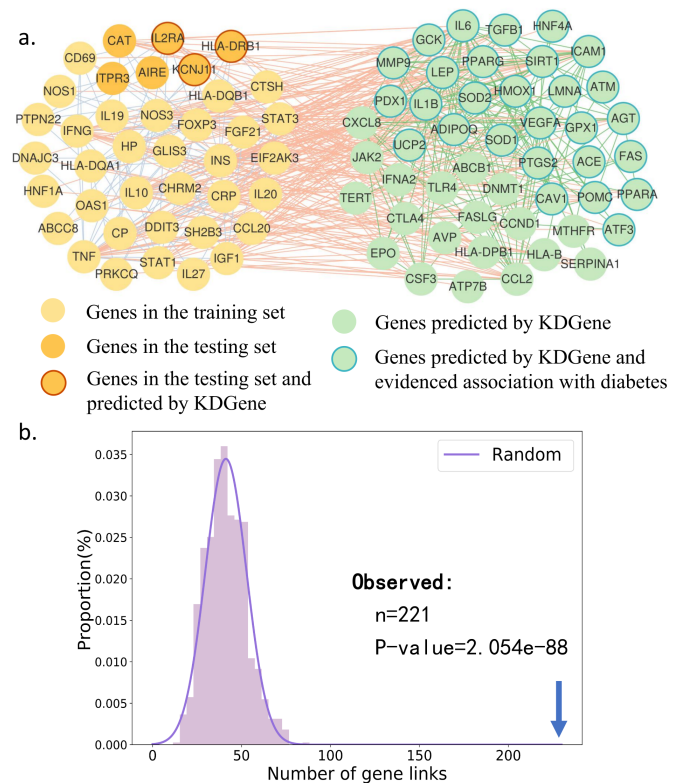


Figure 4: PPI Network of the known and candidate genes of Diabetes Mellitus. The observed number of network links is significantly larger than the random control ( $P = 2.05E-88$ , binomial test).

## 6 Conclusion

In this paper, we first utilize the biological knowledge bases to create KGs and develop a scalable end-to-end knowledge graph completion model using an interactional tensor decomposition to identify disease-gene associations. KDGene introduces a gating mechanism-based interaction module between the embeddings of entities and relations to tensor decomposition, which can effectively enhance the information interaction in biological knowledge. Experimental results show that KDGene performs optimally among existing disease gene prediction methods. We also evaluate the impacts of KGs composed of knowledge with different relation types and degrees of confidence on KDGene’s performance. Furthermore, the comprehensive biological analysis of the case of diabetes mellitus confirms KDGene’s ability to identify new and accurate candidate genes. Future work will explore the capability of attention-based interaction modules in disease gene prediction. We will also extend this kind of module to other KGC models.

## References

[Alshahrani and Hoehndorf, 2018] Mona Alshahrani and Robert Hoehndorf. Semantic disease gene embeddings (smudge): phenotype-based disease gene prioritization without phenotypes. *Bioinformatics*, 34(17):i901–i907, 2018.

- [Ashley, 2016] Euan A Ashley. Towards precision medicine. *Nature Reviews Genetics*, 17(9):507–522, 2016.
- [Balažević *et al.*, 2019] Ivana Balažević, Carl Allen, and Timothy M Hospedales. Tucker: Tensor factorization for knowledge graph completion. *arXiv preprint arXiv:1901.09590*, 2019.
- [Bordes *et al.*, 2013] Antoine Bordes, Nicolas Usunier, Alberto Garcia-Duran, Jason Weston, and Oksana Yakhnenko. Translating embeddings for modeling multi-relational data. *Advances in neural information processing systems*, 26, 2013.
- [Calvo *et al.*, 2007] Borja Calvo, Núria López-Bigas, Simon J Furney, Pedro Larrañaga, and Jose A Lozano. A partially supervised classification approach to dominant and recessive human disease gene prediction. *Computer methods and programs in biomedicine*, 85(3):229–237, 2007.
- [Care *et al.*, 2009] MA Care, JR Bradford, CJ Needham, AJ Bulpitt, and DR Westhead. Combining the interactome and deleterious snp predictions to improve disease gene identification. *Human mutation*, 30(3):485–492, 2009.
- [Choi and Lee, 2019] Wonjun Choi and Hyunju Lee. Inference of biomedical relations among chemicals, genes, diseases, and symptoms using knowledge representation learning. *IEEE Access*, 7:179373–179384, 2019.
- [Choi and Lee, 2021] Wonjun Choi and Hyunju Lee. Identifying disease-gene associations using a convolutional neural network-based model by embedding a biological knowledge graph with entity descriptions. *Plos one*, 16(10):e0258626, 2021.
- [Dettmers *et al.*, 2018] Tim Dettmers, Pasquale Minervini, Pontus Stenetorp, and Sebastian Riedel. Convolutional 2d knowledge graph embeddings. In *Proceedings of the AAAI conference on artificial intelligence*, volume 32, 2018.
- [Duchi *et al.*, 2011] John Duchi, Elad Hazan, and Yoram Singer. Adaptive subgradient methods for online learning and stochastic optimization. *Journal of Machine Learning Research*, 12:2121–2159, 2011.
- [Erten *et al.*, 2011] Sinan Erten, Gurkan Bebek, Rob M Ewing, and Mehmet Koyutürk. Da da: degree-aware algorithms for network-based disease gene prioritization. *Bio-Data mining*, 4(1):1–20, 2011.
- [Gers *et al.*, 2000] Felix A Gers, Jürgen Schmidhuber, and Fred Cummins. Learning to forget: Continual prediction with lstm. *Neural computation*, 12(10):2451–2471, 2000.
- [GO, 2021] The gene ontology resource: enriching a gold mine. *Nucleic acids research*, 49(D1):D325–D334, 2021.
- [Grover and Leskovec, 2016] Aditya Grover and Jure Leskovec. node2vec: Scalable feature learning for networks. In *Proceedings of the 22nd ACM SIGKDD international conference on Knowledge discovery and data mining*, pages 855–864, 2016.
- [Guney and Oliva, 2012] Emre Guney and Baldo Oliva. Exploiting protein-protein interaction networks for genome-wide disease-gene prioritization. 2012.
- [Guo *et al.*, 2019] Yucheng Guo, Chen Bao, Dacheng Ma, Yubing Cao, Yanda Li, Zhen Xie, and Shao Li. Network-based combinatorial crispr-cas9 screens identify synergistic modules in human cells. *ACS synthetic biology*, 8(3):482–490, 2019.
- [Hirschhorn, 2009] Joel N Hirschhorn. Genomewide association studies—illuminating biologic pathways. *New England journal of medicine*, 360(17):1699–1701, 2009.
- [Hitchcock, 1927] Frank L Hitchcock. The expression of a tensor or a polyadic as a sum of products. *Journal of Mathematics and Physics*, 6(1-4):164–189, 1927.
- [Hochreiter and Schmidhuber, 1997] Sepp Hochreiter and Jürgen Schmidhuber. Long short-term memory. *Neural computation*, 9(8):1735–1780, 1997.
- [Hou *et al.*, 2022] Siyu Hou, Peng Zhang, Kuo Yang, Lan Wang, Changzheng Ma, Yanda Li, and Shao Li. Decoding multilevel relationships with the human tissue-cell-molecule network. *Briefings in Bioinformatics*, 2022.
- [Huang and Li, 2010] Yezhou Huang and Shao Li. Detection of characteristic sub pathway network for angiogenesis based on the comprehensive pathway network. *BMC bioinformatics*, 11(1):1–9, 2010.
- [Jalilvand *et al.*, 2019] Ali Jalilvand, Behzad Akbari, Fatemeh Zare Mirakabad, and Foad Ghaderi. Disease gene prioritization using network topological analysis from a sequence based human functional linkage network. *arXiv preprint arXiv:1904.06973*, 2019.
- [Kanehisa and Goto, 2000] Minoru Kanehisa and Susumu Goto. Kegg: kyoto encyclopedia of genes and genomes. *Nucleic acids research*, 28(1):27–30, 2000.
- [Lacroix *et al.*, 2018] Timothée Lacroix, Nicolas Usunier, and Guillaume Obozinski. Canonical tensor decomposition for knowledge base completion. In *International Conference on Machine Learning*, pages 2863–2872. PMLR, 2018.
- [Lage *et al.*, 2007] Kasper Lage, E Olof Karlberg, Zenia M Størling, Páll I Olason, Anders G Pedersen, Olga Rigina, Anders M Hinsby, Zeynep Tümer, Flemming Pociot, Niels Tommerup, et al. A human phenome-interactome network of protein complexes implicated in genetic disorders. *Nature biotechnology*, 25(3):309–316, 2007.
- [Lander, 2011] Eric S Lander. Initial impact of the sequencing of the human genome. *Nature*, 470(7333):187–197, 2011.
- [Lei *et al.*, 2021] Yipin Lei, Shuya Li, Ziyi Liu, Fangping Wan, Tingzhong Tian, Shao Li, Dan Zhao, and Jianyang Zeng. A deep-learning framework for multi-level peptide-protein interaction prediction. *Nature Communications*, 12(1):5465, 2021.
- [Li and Patra, 2010] Yongjin Li and Jagdish C Patra. Genome-wide inferring gene-phenotype relationship by walking on the heterogeneous network. *Bioinformatics*, 26(9):1219–1224, 2010.
- [Lin *et al.*, 2020] Xuan Lin, Zhe Quan, Zhi-Jie Wang, Tengfei Ma, and Xiangxiang Zeng. Kgnn: Knowledge



- graph neural network for drug-drug interaction prediction. In *IJCAI*, volume 380, pages 2739–2745, 2020.
- [Luo *et al.*, 2021] Ping Luo, Bolin Chen, Bo Liao, and Fang-Xiang Wu. Predicting disease-associated genes: Computational methods, databases, and evaluations. *Wiley Interdisciplinary Reviews: Data Mining and Knowledge Discovery*, 11(2):e1383, 2021.
- [Nunes *et al.*, 2021] Susana Nunes, Rita T Sousa, and Catia Pesquita. Predicting gene-disease associations with knowledge graph embeddings over multiple ontologies. *arXiv preprint arXiv:2105.04944*, 2021.
- [Picart-Armada *et al.*, 2019] Sergio Picart-Armada, Steven J Barrett, David R Willé, Alexandre Perera-Lluna, Alex Gutteridge, and Benoit H Dessailly. Benchmarking network propagation methods for disease gene identification. *PLoS computational biology*, 15(9):e1007276, 2019.
- [Piñero *et al.*, 2016] Janet Piñero, Àlex Bravo, Núria Queralt-Rosinach, Alba Gutiérrez-Sacristán, Jordi Deu-Pons, Emilio Centeno, Javier García-García, Ferran Sanz, and Laura I Furlong. Disgenet: a comprehensive platform integrating information on human disease-associated genes and variants. *Nucleic acids research*, page gkw943, 2016.
- [Rossi *et al.*, 2021] Andrea Rossi, Denilson Barbosa, Donatella Firmani, Antonio Matinata, and Paolo Merialdo. Knowledge graph embedding for link prediction: A comparative analysis. *ACM Transactions on Knowledge Discovery from Data (TKDD)*, 15(2):1–49, 2021.
- [Sun *et al.*, 2019] Zhiqing Sun, Zhi-Hong Deng, Jian-Yun Nie, and Jian Tang. Rotate: Knowledge graph embedding by relational rotation in complex space. *arXiv preprint arXiv:1902.10197*, 2019.
- [Trouillon *et al.*, 2016] Théo Trouillon, Johannes Welbl, Sebastian Riedel, Éric Gaussier, and Guillaume Bouchard. Complex embeddings for simple link prediction. In *International conference on machine learning*, pages 2071–2080. PMLR, 2016.
- [Ururahy *et al.*, 2015] Marcela Abbott Galvão Ururahy, Karla Simone Costa de Souza, Yonara Monique da Costa Oliveira, Melina Bezerra Loureiro, Heglayne Pereira Vital da Silva, Francisco Paulo Freire-Neto, Joao Felipe Bezerra, Andre Ducati Luchessi, Sonia Quateli Doi, Rosario Dominguez Crespo Hirata, et al. Association of polymorphisms in il6 gene promoter region with type 1 diabetes and increased albumin-to-creatinine ratio. *Diabetes/metabolism research and reviews*, 31(5):500–506, 2015.
- [Vanunu *et al.*, 2010] Oron Vanunu, Oded Mager, Eytan Ruppin, Tomer Shlomi, and Roded Sharan. Associating genes and protein complexes with disease via network propagation. *PLoS computational biology*, 6(1):e1000641, 2010.
- [Vilela *et al.*, 2022] Joana Vilela, Muhammad Asif, Ana Rita Marques, João Xavier Santos, Célia Rasga, Astrid Vicente, and Hugo Martiniano. Biomedical knowledge graph embeddings for personalized medicine: Predicting disease-gene associations. *Expert Systems*, page e13181, 2022.
- [Von Mering *et al.*, 2005] Christian Von Mering, Lars J Jensen, Berend Snel, Sean D Hooper, Markus Krupp, Mathilde Foglierini, Nelly Jouffre, Martijn A Huynen, and Peer Bork. String: known and predicted protein–protein associations, integrated and transferred across organisms. *Nucleic acids research*, 33(suppl\_1):D433–D437, 2005.
- [Wang *et al.*, 2017] Quan Wang, Zhendong Mao, Bin Wang, and Li Guo. Knowledge graph embedding: A survey of approaches and applications. *IEEE Transactions on Knowledge and Data Engineering*, 29(12):2724–2743, 2017.
- [Wu *et al.*, 2008a] Xuebing Wu, Rui Jiang, Michael Q Zhang, and Shao Li. Network-based global inference of human disease genes. *Molecular systems biology*, 4(1):189, 2008.
- [Wu *et al.*, 2008b] Xuebing Wu, Rui Jiang, Michael Q Zhang, and Shao Li. Network-based global inference of human disease genes. *Molecular systems biology*, 4(1):189, 2008.
- [Wu *et al.*, 2019a] Yang Wu, Feilong Zhang, Kuo Yang, Shuangfang Fang, Dechao Bu, Hui Li, Liang Sun, Hairuo Hu, Kuo Gao, Wei Wang, et al. Symmap: an integrative database of traditional chinese medicine enhanced by symptom mapping. *Nucleic acids research*, 47(D1):D1110–D1117, 2019.
- [Wu *et al.*, 2019b] Ye Wu, Ruibang Luo, Henry Leung, Hing-Fung Ting, and Tak-Wah Lam. Renet: A deep learning approach for extracting gene-disease associations from literature. In *International Conference on Research in Computational Molecular Biology*, pages 272–284. Springer, 2019.
- [Yang *et al.*, 2014] Bishan Yang, Wen-tau Yih, Xiaodong He, Jianfeng Gao, and Li Deng. Embedding entities and relations for learning and inference in knowledge bases. *arXiv preprint arXiv:1412.6575*, 2014.
- [Yang *et al.*, 2018a] Kuo Yang, Ning Wang, Guangming Liu, Ruyu Wang, Jian Yu, Runshun Zhang, Jianxin Chen, and Xuezhong Zhou. Heterogeneous network embedding for identifying symptom candidate genes. *Journal of the American Medical Informatics Association*, 25(11):1452–1459, 2018.
- [Yang *et al.*, 2018b] Kuo Yang, Ruyu Wang, Guangming Liu, Zixin Shu, Ning Wang, Runshun Zhang, Jian Yu, Jianxin Chen, Xiaodong Li, and Xuezhong Zhou. Hergpred: heterogeneous network embedding representation for disease gene prediction. *IEEE journal of biomedical and health informatics*, 23(4):1805–1815, 2018.
- [Yang *et al.*, 2020] Kuo Yang, Yi Zheng, Kezhi Lu, Kai Chang, Ning Wang, Zixin Shu, Jian Yu, Baoyan Liu, Zhuye Gao, and Xuezhong Zhou. Pdgnnet: Predicting disease genes using a deep neural network with multi-view features. *IEEE/ACM Transactions on Computational Biology and Bioinformatics*, 2020.

- [Yang *et al.*, 2021] Kuo Yang, Kezhi Lu, Yang Wu, Jian Yu, Baoyan Liu, Yi Zhao, Jianxin Chen, and Xuezhong Zhou. A network-based machine-learning framework to identify both functional modules and disease genes. *Human Genetics*, 140(6):897–913, 2021.
- [Yu *et al.*, 2019] Yong Yu, Xiaosheng Si, Changhua Hu, and Jianxun Zhang. A review of recurrent neural networks: Lstm cells and network architectures. *Neural computation*, 31(7):1235–1270, 2019.
- [Zhang *et al.*, 2020] Yiding Zhang, Lyujie Chen, and Shao Li. Cipher-sc: disease-gene association inference using graph convolution on a context-aware network with single-cell data. *IEEE/ACM Transactions on Computational Biology and Bioinformatics*, 19(2):819–829, 2020.
- [Zhu *et al.*, 2022] Chaoyu Zhu, Zhihao Yang, Xiaoqiong Xia, Nan Li, Fan Zhong, and Lei Liu. Multimodal reasoning based on knowledge graph embedding for specific diseases. *Bioinformatics*, 38(8):2235–2245, 2022.