

Clustered Covariate Regression*

Abdul-Nasah Soale[†] Emmanuel Selorm Tsyawo[‡]

August 1, 2023

Abstract

High covariate dimensionality is increasingly occurrent in model estimation, and existing techniques to address this issue typically require sparsity or discrete heterogeneity of the *unobservable* parameter vector. However, neither restriction may be supported by economic theory in some empirical contexts, leading to severe bias and misleading inference. The clustering-based grouped parameter estimator (GPE) introduced in this paper drops both restrictions in favour of the natural one that the parameter support be compact. GPE exhibits robust large sample properties under standard conditions and accommodates both sparse and non-sparse parameters whose support can be bounded away from zero. Extensive Monte Carlo simulations demonstrate the excellent performance of GPE in terms of bias reduction and size control compared to competing estimators. An empirical application of GPE to estimating price and income elasticities of demand for gasoline highlights its practical utility.

Keywords: clustering, high-dimension, approximation error, heterogeneity, sparsity

JEL classification: C01, C55

*This paper benefited from the valuable support of Brantly Callaway, Enoch Fedah, Weige Huang, Chengye Jia, Feiyu Jiang, Sonia Karami, Mark Robinson, Oleg Rytchkov, Vira Semenova, Rosnel Sessinou, Rahul Singh, and Dai Zusai. This paper is based on the second chapter of author 2's PhD. dissertation at Temple University.

[†]email: asoale@nd.edu, Department of Mathematics, Applied Mathematics, and Statistics, Case Western Reserve University

[‡]Corresponding author, email: emmanuel.tsyawo@um6p.ma, AIRESS & FGSES, Université Mohammed VI Polytechnique, Morocco

1 Introduction

Let y and $\mathbf{x} \in \mathbb{R}^p$ be a scalar outcome and a vector of covariates, respectively. Consider the standard linear model

$$(1.1) \quad y = \mathbf{x}\boldsymbol{\beta}_o + \varepsilon,$$

where the random noise ε satisfies $\mathbb{E}[\mathbf{x}'\varepsilon] = 0$, $\mathbb{E}[\varepsilon] = 0$, and $\text{var}[\varepsilon] < \infty$. To estimate $\boldsymbol{\beta}_o$ with a finite sample of size n , one typically uses Ordinary Least Squares (OLS) when $p < n$. However, when p is large relative to n , OLS gives highly imprecise estimates when $p < n$ or is infeasible when $p > n$. Unfortunately, this problem of high dimensionality is increasingly becoming common in empirical practice.

A popular approach to tackling the problem of high dimensionality is to assume sparsity where only a few covariates are relevant and determine them using a regularisation technique, e.g., LASSO (Tibshirani, 1996). Several sparsity-dependent estimators have been proposed in the literature, e.g., the post-LASSO estimators of Belloni, Chernozhukov, and Hansen (2014) and Belloni, Chernozhukov, Fernández-Val, and Hansen (2017). The Dantzig selector (Candes and Tao, 2007; Bickel, Ritov, and Tsybakov, 2009; Chernozhukov, Newey, and Singh, 2022) constitutes another important category of sparsity-dependent estimators. The rationale behind the aforementioned methods is that the penalty promotes sparsity in the estimate. Thus, a single parameter value, typically zero, can be assigned to a large subset of the covariates while parameters of the remaining covariates are “freely” estimated. As Li and Müller (2021) points out, (approximate) sparsity in social science applications is not *a priori* obvious, and it is not invariant to linear reparametrisations of covariates.

Clustering is another useful technique used to deal with high dimensionality. Discrete heterogeneity, i.e., finite number of support points in $\boldsymbol{\beta}_o$, and well-separated groups which are commonly assumed in clustering-based estimators, improve upon the sparsity assumption, see, e.g., Bonhomme and Manresa (2015), Ke, Fan, and Wu (2015), Sarafidis and Wansbeek (2012), Su, Shi, and Phillips (2016), and Cheng, Schorfheide, and Shao (2021). While the aforementioned methods improve upon sparsity-dependent methods in some sense, they typically assume discrete heterogeneity of $\boldsymbol{\beta}_o$ (characterised by a finite number of latent-

types) in large T panel data settings.¹ Notable exceptions include Bonhomme, Lamadon, and Manresa (2022) which allows continuous heterogeneity and Ke, Fan, and Wu (2015) which considers a cross-sectional setting but imposes discrete heterogeneity. Besides some game-theoretic settings, discrete heterogeneity does not appear to enjoy much support from economic theory (Hahn and Moon, 2010).

Since β_o is never observed in practice, wrongly assumed restrictions can result in misleading inference. For this reason, there is an emerging need in the literature for methods that are robust to different degrees of (non)-sparsity and heterogeneity of β_o . The Grouped Parameter Estimator (GPE) introduced in this paper is developed using clustering as an approximation tool under the natural condition that the support of β_o be compact. Relative to existing estimators, GPE is robust to pairwise configurations of (1) sparsity, approximate sparsity, or non-sparsity and (2) continuous, mixed, or discrete heterogeneity of β_o . Therefore, GPE eliminates the burden of assuming specific configurations, e.g., sparse β_o (with attendant consequences for inference) on the unobservable β_o . A data-driven selection rule is proposed in this paper to determine the number of groups in order to control approximation error. Under mild conditions, the large sample properties of GPE are established under both fixed and increasing p asymptotics.

The remainder of the paper is laid out as follows. Section 2 presents the GPE estimand and estimator. The large sample properties of the grouped parameter estimator are established in Section 3. Section 4 examines the finite sample performance of GPE relative to competing estimators using simulation experiments. In Section 5, we apply GPE in the analysis of price and income elasticities of demand for gasoline and conclude in Section 6. The proofs of all theoretical results are collected in the appendix. An online appendix contains extra theoretical and simulation results.

¹To have a sense of the improvement, note that a clustering-based estimator is consistent under the discrete-non-sparse configuration with $\beta_o = (1, \dots, 1)'$ using at least one group of covariates while sparsity-dependent estimators fail.

2 The Grouped Parameter Estimator

The Grouped Parameter Estimator (GPE) exploits proximity between elements of β_o in order to decrease the size of the approximating model from p to k where $k \in \{\underline{k}_p, \dots, \bar{k}_p\}$ and $1 \leq \underline{k}_p \leq \bar{k}_p \leq p$. For instance, if $\beta_{oj} \approx \beta_{oj'} \approx \beta_{oj''}$ “sufficiently”, one can assign a common parameter to the corresponding (j, j', j'') ’th covariates in \mathbf{x} .² This implies that for $p \geq 2$, one can consider partitioning β_o into k groups. Owing to the linear index $\mathbf{x}\beta_o$ in (1.1), grouping parameters translates into grouping covariates by design. Covariates in each group are aggregated and assigned their respective group parameters $\{\delta_{ol}, 1 \leq l \leq k\}$. In essence, the idea behind GPE is to fit (1.1) using k instead of p parameters. GPE simplifies to the OLS estimator when $k = p$.

2.1 A population-level treatment

Let $\mathbf{m}_o \in \mathcal{M}_k$ be a binary matrix that represents the assignment of elements in β_o to k groups, where $\mathcal{M}_k \subset \mathbb{R}^{p \times k}$ denotes a space of $p \times k$ binary matrices. The (j, l) ’th entry of \mathbf{m}_o equals 1 if β_{oj} belongs to group l and zero otherwise. Since each row of \mathbf{m}_o contains a single one and $k - 1$ zeros, $\mathbf{m}'_o \mathbf{m}_o \in \mathbb{R}^{k \times k}$ is a diagonal matrix with group sizes on the diagonal and $\text{tr}(\mathbf{m}'_o \mathbf{m}_o) = p$, where $\text{tr}(A)$ denotes the trace of matrix A . Also, because each element of β_o belongs to only one group and empty groups are not allowed, the inner product of any two columns of \mathbf{m}_o is zero.

For a fixed $k \in \{\underline{k}_p, \bar{k}_p\}$, β_o is decomposed as

$$(2.1) \quad \beta_o = \mathbf{m}_o \delta_o + \mathbf{b}_k,$$

where $\mathbf{b}_k := \beta_o - \mathbf{m}_o \delta_o$ is a non-stochastic *approximation bias*. The GPE estimand, viz. $\mathbf{m}_o \delta_o$ solves the following clustering problem:

$$(2.2) \quad \min_{\mathbf{m} \in \mathcal{M}_k, \delta \in \Delta} \|\mathbf{m}\delta - \beta_o\|^2$$

²Technically, “sufficiently” requires that the approximation error generated be dominated by estimation error.

where $\|\cdot\|$ denotes the Euclidean norm when applied to a vector and $\Delta \subset \mathbb{R}^k$. We introduce the following standard assumption to characterise the bound on the approximation bias \mathbf{b}_k .

Assumption 2.1. *Uniformly in p , the parameter space of β_o is defined on a compact support.*

Assumption 2.1 is a standard assumption in the literature, which is used to bound the approximation bias \mathbf{b}_k – cf. Su, Shi, and Phillips (2016, Assumption A1(iii)), Bonhomme and Manresa (2015, Assumption 1(a)), Cheng, Schorfheide, and Shao (2021, Assumption R(ii)), and Bonhomme, Lamadon, and Manresa (2022, Lemma 2).

The GPE estimand $\mathbf{m}_o\delta_o$ is unique since it is invariant to the relabelling/permutation of groups. Moreover, neither \mathbf{m}_o nor δ_o is of independent interest in this paper. We, nonetheless, follow the literature, e.g., Bonhomme and Manresa (2015) and Cheng, Schorfheide, and Shao (2021), in defining $\mathbf{m} \in \mathcal{M}_k$ up to permutations that leave $\mathbf{m}\delta_o$ unchanged. To avoid overly dominant or empty groups that may induce ill-conditioning in the matrix $A_m := \mathbf{m}'\mathbb{E}[\mathbf{x}'\mathbf{x}]\mathbf{m}$ for all $\mathbf{m} \in \mathcal{M}_k$, we maintain the following condition throughout the paper.

Condition 2.1. *The eigenvalues of $\mathbf{m}'\mathbf{m}$ for all $\mathbf{m} \in \mathcal{M}_k$ are bounded above and away from zero uniformly in p .*

The eigenvalues of $\mathbf{m}'\mathbf{m}$ constitute group sizes (diagonal entries) induced by the group assignment matrix $\mathbf{m} \in \mathcal{M}_k$. Condition 2.1 can always be guaranteed by splitting up overly dominant groups and ensuring each group has at least one element. Thus, Condition 2.1 requires that the number of groups increases if p is increasing. This also means that the lower and upper bounds on k (\underline{k}_p and \bar{k}_p), which are p -indexed, ought to increase under increasing- p asymptotics. To alleviate concerns of scaling as covariates are aggregated into groups, we implicitly assume throughout the paper that $\mathbb{E}[\mathbf{x}] = 0$.

For any two sequences of non-negative numbers $\{a_n : n \geq 1\}$ and $\{b_n : n \geq 1\}$, $a_n \lesssim b_n$ means $a_n \leq cb_n$ for some finite $c > 0$ and $a_n \asymp b_n$ means $a_n \lesssim b_n$ and $b_n \lesssim a_n$. Also, let $|\text{supp}(\beta_o)|$ denote the number of support points of β_o . The following result derives the bound on $\|\mathbf{b}_k\|$ in terms of p and k .

Proposition 2.1. *Let Assumption 2.1 hold, then $\|\mathbf{b}_k\|^2 \asymp p/k^2$ if $k < |\text{supp}(\beta_o)|$ and zero otherwise.*

Proposition 2.1 shows that $\|\mathbf{b}_k\|$ is decreasing in k but increasing in p . Proposition 2.1 is a univariate non-stochastic analogue of the stochastic bound on the k -means clustering approximation bias in Graf and Luschgy (2002, Theorem 5.3) – cf. Bonhomme, Lamadon, and Manresa (2022, Lemma 1).

Remark 2.1. *Proposition 2.1 is a worst-case bound under continuous heterogeneity and increasing p asymptotics.³ Under discrete or mixed heterogeneity in β_o with $|\text{supp}(\beta_o)| < p$, approximation bias \mathbf{b}_k is zero when $k \geq |\text{supp}(\beta_o)|$.*

Next, we motivate GPE from a regression point of view. Define the following least squares criterion:

$$(2.3) \quad Q_o(\mathbf{m}\boldsymbol{\delta}) := \mathbb{E}[(y - \mathbf{x}\mathbf{m}\boldsymbol{\delta})^2]/p.$$

Given $\mathbf{m} \in \mathcal{M}_k$, $\boldsymbol{\delta}_o(\mathbf{m}) := (\mathbf{m}'\mathbb{E}[\mathbf{x}'\mathbf{x}]\mathbf{m})^{-1}\mathbf{m}'\mathbb{E}[\mathbf{x}'y]$ is a deterministic function of \mathbf{m} that minimises $Q_o(\mathbf{m}\boldsymbol{\delta})$ with respect to $\boldsymbol{\delta} \in \Delta$. Define $\mathcal{S}_p := \{\boldsymbol{\tau} \in \mathbb{R}^p : \|\boldsymbol{\tau}\| = 1\}$ as the space of vectors with unit length. The following standard assumptions are imposed in order to characterise the identification of the GPE estimand $\mathbf{m}_o\boldsymbol{\delta}_o$.

Assumption 2.2. $\mathbb{E}[\varepsilon|\mathbf{x}] = 0$ *a.s.*

Assumption 2.3. *There exist constants $B > 0$ and $d > 2$ such that for all $\boldsymbol{\tau}_p \in \mathcal{S}_p$, $\mathbb{E}[\|\mathbf{x}\boldsymbol{\tau}_p\|^d] \leq B$, $\mathbb{E}[|\varepsilon|^d|\mathbf{x}] \leq B$ *a.s.*, and $B^{-1} \leq \mathbb{E}[\|\mathbf{x}\boldsymbol{\tau}_p\|^2]$ uniformly in n .*

Assumption 2.2 is a weak identification assumption that precludes neither non-Gaussianity nor arbitrary heteroskedasticity of the model error ε . Assumption 2.3 requires that the conditional variance be bounded, i.e., $\mathbb{E}[\varepsilon^2|\mathbf{x}] \leq B$ *a.s.* The conditional moment restriction, $\mathbb{E}[|\varepsilon|^d|\mathbf{x}] \leq B$ *a.s.*, is fairly weak, cf. Sarafidis and Wansbeek (2012, Assumption A.3). It is weaker than the sub-Gaussian tail condition imposed on ε in Ke, Fan, and Wu (2015) but slightly stronger than Condition SM(i) of Belloni, Chen, Chernozhukov, and Hansen (2012). Let $\rho_{\max}(A)$ denote the largest eigenvalue of the square matrix A .

³ $\|\mathbf{b}_k\|^2 \asymp k^{-2}$ if p is fixed.

Remark 2.2. Assumption 2.3 implies that the eigenvalues of $\mathbb{E}[\mathbf{x}'\mathbf{x}]$ are bounded above and away from zero uniformly in n since for any $\boldsymbol{\tau}_p \in \mathcal{S}_p$, $\mathbb{E}[|\mathbf{x}\boldsymbol{\tau}_p|^2] = \boldsymbol{\tau}_p' \mathbb{E}[\mathbf{x}'\mathbf{x}] \boldsymbol{\tau}_p$ and

$$B^{-1} \leq \underline{\boldsymbol{\tau}}_p' \mathbb{E}[\mathbf{x}'\mathbf{x}] \underline{\boldsymbol{\tau}}_p =: \rho_{\min}(\mathbb{E}[\mathbf{x}'\mathbf{x}]) \leq \boldsymbol{\tau}_p' \mathbb{E}[\mathbf{x}'\mathbf{x}] \boldsymbol{\tau}_p \leq \rho_{\max}(\mathbb{E}[\mathbf{x}'\mathbf{x}]) := \bar{\boldsymbol{\tau}}_p' \mathbb{E}[\mathbf{x}'\mathbf{x}] \bar{\boldsymbol{\tau}}_p \leq B$$

where $\underline{\boldsymbol{\tau}}_p \in \mathcal{S}_p$ and $\bar{\boldsymbol{\tau}}_p \in \mathcal{S}_p$, respectively, denote the eigenvectors associated with the smallest and largest eigenvalues of $\mathbb{E}[\mathbf{x}'\mathbf{x}]$.

In view of Remark 2.2, Assumption 2.3 rules out perfect or very high collinearity in \mathbf{x} – cf. Belloni, Chernozhukov, Chetverikov, and Kato (2015, Condition A.2) and Belloni, Chen, Chernozhukov, and Hansen (2012, Condition SM(i)). It also ensures that $A_m := \mathbf{m}' \mathbb{E}[\mathbf{x}'\mathbf{x}] \mathbf{m}$ is positive-definite for all $\mathbf{m} \in \mathcal{M}_k$ and $k \in \{\underline{k}_p, \bar{k}_p\}$.

By the decomposition (2.1), $Q_o(\mathbf{m}\boldsymbol{\delta})$ in (2.3) consists of terms involving \mathbf{b}_k and terms not dependent on \mathbf{b}_k . Define the auxiliary criterion

$$(2.4) \quad \tilde{Q}_o(\mathbf{m}\boldsymbol{\delta}) := (\mathbf{m}\boldsymbol{\delta} - \mathbf{m}_o\boldsymbol{\delta}_o)' \mathbb{E}[\mathbf{x}'\mathbf{x}] (\mathbf{m}\boldsymbol{\delta} - \mathbf{m}_o\boldsymbol{\delta}_o) / p + \sigma^2 / p$$

where $\sigma^2 := \mathbb{E}[\varepsilon^2]$. $\tilde{Q}_o(\mathbf{m}\boldsymbol{\delta})$ is uniquely minimised at $\mathbf{m}\boldsymbol{\delta} = \mathbf{m}_o\boldsymbol{\delta}_o$. Thus, we can characterise the identification of the GPE estimand $\mathbf{m}_o\boldsymbol{\delta}_o$ up to the bias term $\|\mathbf{b}_k\|$.

Theorem 2.1. Under Assumptions 2.1 to 2.3, $Q_o(\mathbf{m}\boldsymbol{\delta}) = \tilde{Q}_o(\mathbf{m}\boldsymbol{\delta}) + O(\|\mathbf{b}_k\|/\sqrt{p})$ and $\tilde{Q}_o(\mathbf{m}\boldsymbol{\delta})$ is uniquely minimised at $\mathbf{m}_o\boldsymbol{\delta}_o$.

By Theorem 2.1, the identification of $\mathbf{m}_o\boldsymbol{\delta}_o$ holds exactly if $\|\mathbf{b}_k\| = 0$ or approximately if $\|\mathbf{b}_k\|/\sqrt{p} = o(1)$.

Proposition 2.2. Suppose Assumptions 2.2 and 2.3 hold, then

(a) the minimiser of $Q_o(\mathbf{m}\boldsymbol{\delta})$ solves the parameter clustering problem:

$$\min_{\mathbf{m} \in \mathcal{M}_k, \boldsymbol{\delta} \in \Delta} \|\mathbf{m}\boldsymbol{\delta} - \boldsymbol{\beta}_o\|_{\mathbb{E}[\mathbf{x}'\mathbf{x}]}^2 \text{ and} \\ (b) \|\mathbf{b}_k\|^2 \asymp \min_{\mathbf{m} \in \mathcal{M}_k, \boldsymbol{\delta} \in \Delta} \|\mathbf{m}\boldsymbol{\delta} - \boldsymbol{\beta}_o\|_{\mathbb{E}[\mathbf{x}'\mathbf{x}]}^2,$$

where $\|\Upsilon\|_W^2 := \Upsilon'W\Upsilon$ is the weighted Euclidean norm of a vector Υ for some conformable positive definite matrix W .

Proposition 2.2 has two important takeaways: (1) the GPE estimand solves a (weighted) univariate k -means parameter clustering problem, and (2) the approximation biases from the

weighted and unweighted clustering problems are of the same order. The latter is exploited in this paper to lower the computational cost.

2.2 Computation

Let $\{(\mathbf{x}_i, y_i), 1 \leq i \leq n\}$ be a random sample of (\mathbf{x}, y) and $\mathbb{E}_n[\cdot]$ denote the sample average. Define $Q_n(\mathbf{m}\boldsymbol{\delta}) := \mathbb{E}_n[(y_i - \mathbf{x}_i\mathbf{m}\boldsymbol{\delta})^2]/p$ as the sample version of (2.3). GPE is given by $\hat{\boldsymbol{\beta}}_n := \hat{\mathbf{m}}_n\hat{\boldsymbol{\delta}}_n$, where

$$(2.5) \quad \hat{\mathbf{m}}_n\hat{\boldsymbol{\delta}}_n = \arg \min_{\{\mathbf{m}\boldsymbol{\delta}: \mathbf{m} \in \mathcal{M}_k, \boldsymbol{\delta} \in \Delta\}} Q_n(\mathbf{m}\boldsymbol{\delta}).$$

Unlike in the population, a two-step estimation of $\hat{\mathbf{m}}_n$ and $\hat{\boldsymbol{\delta}}_n$ cannot be followed in finite samples because (1) $\boldsymbol{\beta}_o$ is unknown; (2) $\hat{\mathbf{m}}_n$ and $\hat{\boldsymbol{\delta}}_n$ are interdependent and cannot be computed separately; and (3) the computational cost of an exhaustive search is prohibitive, especially for large p . In light of the foregoing, we propose the following iterative algorithm for GPE.

Algorithm 1.

- (a) Fix $k \leq \min\{p, n - 2\}$, initialise $\hat{\boldsymbol{\beta}}_n^{(0)}$, compute $\{\hat{\mathbf{m}}^{(0)}, \hat{\boldsymbol{\delta}}_n^{(0)}\}$, and set counter $s = 1$.
- (b) For each $j \in \{1, \dots, p\}$, compute $\hat{\beta}_{n,j}^{(s)}$ and update the j 'th row of $\hat{\mathbf{m}}^{(s)}$.
- (c) Compute $\hat{\boldsymbol{\delta}}_n^{(s)} = \arg \min_{\boldsymbol{\delta} \in \Delta} Q_n(\hat{\mathbf{m}}^{(s)}\boldsymbol{\delta})$.
- (d) Check for numerical convergence, else set $s \leftarrow s + 1$ and return to Step (b).

$k \leq (n - 2)$ ensures there is at least one degree of freedom for estimation. $\hat{\beta}_{n,j}^{(s)}$ in Step (b) is the OLS slope estimate of $y - \mathbf{x}_{-j}\hat{\boldsymbol{\beta}}_{n,-j}^{(s-1)}$ regressed on the j 'th covariate x_j where $\hat{\boldsymbol{\beta}}_{n,-j}^{(s-1)} := (\hat{\beta}_{n,1}^{(s-1)}, \dots, \hat{\beta}_{n,j-1}^{(s-1)}, \hat{\beta}_{n,j+1}^{(s-1)}, \dots, \hat{\beta}_{n,p}^{(s-1)})'$ and \mathbf{x}'_{-j} is a $(p - 1) \times 1$ vector formed from \mathbf{x} by removing the j 'th element. Updating the j 'th row of $\hat{\mathbf{m}}^{(s)}$ involves assigning $\hat{\beta}_{n,j}^{(s)}$ to the nearest element (in absolute value) in $\hat{\boldsymbol{\delta}}_n^{(s-1)}$, and updating the group mean. This is the step that differs from, e.g., Bonhomme and Manresa (2015, Algorithm 1); it is a faster yet (asymptotically) equivalent step thanks to Proposition 2.2(b). Assigning $\hat{\beta}_{n,j}^{(s)}$ to the

nearest group in Step (b) achieves the same goal up to the same order of approximation bias as obtaining the group assignment of x_j which minimises the objective function. The latter involves computing the objective function $p - 1$ times while the former only requires computing $k - 1$ scalar absolute differences.

Remark 2.3. *Theorem 2.1 shows that the objective function is a weighted within-group sum of squared deviations up to an approximation bias term. Proposition 2.2 shows that unweighted group assignment saves much computational cost as it avoids recomputing the objective function at the group assignment step of Algorithm 1. Another important difference between Algorithm 1 and typical clustering-based regression algorithms, e.g., Bonhomme and Manresa (2015), is that \mathbf{x} can be non-binary, thus in the case of GPE, panel data are not sine qua non.*

It is well known in the literature that the solution to iterative algorithms like Algorithm 1 is sensitive to starting values. Hence, it is essential to have reliable starting schemes. Our implementation of Algorithm 1 throughout this paper uses a modified alternating direction method of multipliers (ADMM) algorithm of Ma and Huang (2017) to generate starting values – see Appendix S.5 for details. Following the literature, e.g., Bonhomme, Lamadon, and Manresa (2022), our asymptotic theory focuses on the global minimum (indexed by k) while abstracting away from optimisation error.

Remark 2.4. *A researcher may sometimes be interested in the partial effects of a finite set of covariates and may not want to group them. Such a restriction is easily incorporated in \mathbf{m} by adding columns corresponding to singleton covariate groups whose parameters are updated in Step (c) while group assignments are held fixed in Step (b) across iterations. The intercept is handled in this way.*

3 Large Sample Properties

3.1 Convergence of $\hat{\mathbf{m}}_n$

We consider a sequence of models indexed by n with observed data $\{(\mathbf{x}_i, y_i), 1 \leq i \leq n\}$, $y_i = y_{i,n}$, $\mathbf{x}_i = \mathbf{x}_{i,n}$, and $p = p_n$. The large sample properties of GPE are developed under

the following additional assumptions.

Assumption 3.1. *Observed data $\{(\mathbf{x}_i, y_i), 1 \leq i \leq n\}$ are independent and identically distributed (iid) for each n .*

Assumption 3.2. $p \log(p) = o(n)$.

The dependence of the sampling process on n in Assumption 3.1 allows p to grow with n while allowing for fixed- p asymptotics as well. Assumption 3.2 characterises the rate at which p is allowed to grow with n .

Remark 3.1. *The rate condition in Assumption 3.2 required for GPE is more restrictive relative to LASSO's $\log(p) = o(n^{1/3})$, which allows up to an exponential growth of p in n – see e.g., Belloni, Chen, Chernozhukov, and Hansen (2012), Belloni, Chernozhukov, and Hansen (2014), and Farrell (2015).*

By Remark 3.1, the slower growth rate of p in n allowed by GPE, unlike (post)-LASSO estimators, is the price to pay for not explicitly exploiting sparsity (if it holds) which eliminates irrelevant covariates in a first step.

Let $\|\cdot\|$ denote the spectral norm when applied to a matrix. The following provides a crucial result on the rate of convergence of $\|\hat{\mathbf{m}}_n - \mathbf{m}_o\|$.

Theorem 3.1. *Suppose Assumptions 2.1 to 2.3, 3.1 and 3.2 hold, then $\|\hat{\mathbf{m}}_n - \mathbf{m}_o\| = O_p(\|\mathbf{b}_k\|^2/p) + O_p(n^{-1})$.*

From Theorem 3.1 above, one observes that the convergence of $\hat{\mathbf{m}}_n$ to \mathbf{m}_o depends on $\|\mathbf{b}_k\|$, n , and p .

3.2 Consistency and Asymptotic Normality

For a given $\mathbf{m} \in \mathcal{M}_k$, the corresponding estimator is

$$\hat{\boldsymbol{\delta}}_n(\mathbf{m}) = (\mathbf{m}'\mathbb{E}_n[\mathbf{x}'_i\mathbf{x}_i]\mathbf{m})^{-1}\mathbf{m}'\mathbb{E}_n[\mathbf{x}'_iy_i].$$

Define $\hat{A}_m := \mathbf{m}'\mathbb{E}_n[\mathbf{x}'_i\mathbf{x}_i]\mathbf{m}$ as the sample analogue of A_m . A consistency condition is imposed on \hat{A}_{m_o} in the following assumption.

Assumption 3.3. $\|\hat{A}_{m_o} - A_{m_o}\| = o_p(1)$.

Assumption 3.3 is a high-level assumption – cf. Tropp (2012), Chen and Christensen (2015, Corrolary 4.1), and Belloni, Chernozhukov, Chetverikov, and Kato (2015, Lemma 6.2). Lemma S.1.1 in the Online Appendix verifies Assumption 3.3 under sufficient conditions that allow an unbounded support of \mathbf{x} and possibly increasing p .

Using the decomposition of $\hat{\beta}_n - \beta_o$ into the estimation error $\hat{\mathcal{A}}_k$ and the approximation error $\hat{\mathcal{B}}_k$, namely $\hat{\beta}_n - \beta_o = \hat{\mathcal{A}}_k + \hat{\mathcal{B}}_k$ where

$$\hat{\mathcal{A}}_k := \mathbf{m}_o \hat{A}_{m_o}^{-1} \mathbf{m}'_o \mathbb{E}_n[\mathbf{x}'_i \varepsilon_i] \quad \text{and} \quad \hat{\mathcal{B}}_k := \hat{\beta}_n - \mathbf{m}_o \hat{\delta}_n(\mathbf{m}_o) + (\mathbf{I}_p + \mathbf{m}_o \hat{A}_{m_o}^{-1} \mathbf{m}'_o \mathbb{E}_n[\mathbf{x}'_i \mathbf{x}_i]) \mathbf{b}_k,$$

we characterise the convergence rate of GPE $\hat{\beta}_n$ and its asymptotic normality for any $\tau_p \in \mathcal{S}_p$. Define $\sigma_\theta := (\tau'_p \mathbf{m}_o A_{m_o}^{-1} \mathbf{m}'_o \mathbb{E}[\mathbf{x}' \mathbf{x} \varepsilon^2] \mathbf{m}_o A_{m_o}^{-1} \mathbf{m}'_o \tau_p)^{1/2}$.

Theorem 3.2 (Consistency and Asymptotic Normality). *Suppose Assumptions 2.1 to 2.3 and 3.1 to 3.3 hold, then for all $\tau_p \in \mathcal{S}_p$, (a) $\tau'_p \hat{\mathcal{B}}_k = O_p(\|\mathbf{b}_k\|) + o_p(n^{-1/2})$; (b) $\tau'_p(\hat{\beta}_n - \beta_o - \hat{\mathcal{B}}_k) = O_p(n^{-1/2})$; and (c) $\sigma_\theta^{-1} \sqrt{n} \tau'_p(\hat{\beta}_n - \beta_o - \hat{\mathcal{B}}_k) \xrightarrow{d} \mathcal{N}(0, 1)$.*

3.3 Selection rule

The underlying principle of GPE is that (1.1) be estimable with fewer than p parameters and thus conserve degrees of freedom. Although Proposition 2.1 could be used to specify a choice rule on the size of the approximating model k that ensures that the approximation error is controlled, such a choice rule would lack flexibility and poorly adapt to the configuration of β_o . For instance, under discrete or mixed heterogeneity in β_o , a small k should suffice to control approximation error. Further, simulations under a continuous-non-sparse configuration of β_o in Section 4 suggest that a small number of groups k suffices to control approximation error. Therefore, instead of using a large value of k to drive approximation bias almost to zero at the cost of imprecise estimates and poor inference, we choose the smallest k in a data-driven way to control approximation error – see Bonhomme, Lamadon, and Manresa (2022, p. 630) for a selection rule based on the same concept.

We select the number of groups per the rule

$$\hat{k}_n := \min_{k \geq 1} \{k : n\hat{\varphi}_n(k) \leq \gamma\}$$

where

$$\hat{\varphi}_n(k) := \frac{\mathbb{E}_n[(y_i - \mathbf{x}_i \hat{\boldsymbol{\beta}}_n^k)^2] - \mathbb{E}_n[(y_i - \mathbf{x}_i \hat{\boldsymbol{\beta}}_n^{k+1})^2]}{\mathbb{E}_n[(y_i - \mathbf{x}_i \hat{\boldsymbol{\beta}}_n^{k+1})^2]},$$

$\hat{\boldsymbol{\beta}}_n^k$ is GPE with k groups (for notational emphasis), and $\gamma > 0$ is a user-defined constant.⁴ As $\mathbb{E}_n[(y_i - \mathbf{x}_i \hat{\boldsymbol{\beta}}_n^k)^2]$ is non-increasing in k , $\hat{\varphi}_n(k)$ is non-negative.⁵ Also, \hat{k}_n is scale-invariant since $\hat{\varphi}_n(k)$ is a ratio. The above selection rule bears an interesting similarity to model selection criteria such as the Bayesian Information Criterion (BIC) – see, e.g., Sarafidis and Weber (2015, p. 279). Unlike the BIC which has a penalty term to avoid over-fitting, setting γ to a constant and choosing \hat{k}_n as the minimum admissible k guards against over-fitting in our case. The following result shows that this simple selection rule is consistent, i.e., it selects k such that the approximation error $\hat{\boldsymbol{\beta}}_k$ in Theorem 3.2 does not dominate the estimation error $\hat{\boldsymbol{\mathcal{A}}}_k$. In view of Proposition 2.1 and Theorem 3.2(a), let $\{a_k : k \geq 1\}$ be a decreasing sequence of positive numbers such that $\|\hat{\boldsymbol{\beta}}_k\| = O_p(n^{-1/a_k}) + o_p(n^{-1/2})$.

Theorem 3.3. *Suppose Assumptions 2.1 to 2.3, 3.1 and 3.2 hold, then (a) $n\hat{\varphi}_n(k) = O_p(1)$ if $a_k \leq 2$; and (b) $n\hat{\varphi}_n(k) \rightarrow \infty$ as $n \rightarrow \infty$ otherwise.*

An important implication of Theorem 3.3 is that $n\hat{\varphi}_n(k) = O_p(1)$ implies $\|\hat{\boldsymbol{\beta}}_k\| = O_p(n^{-1/2})$ which, in turn by Theorem 3.2(a), implies $\|\mathbf{b}_k\| = O(n^{-1/2})$. Thus, fixing γ to a suitable positive constant ensures the approximation error does not dominate estimation error, i.e., $\|\hat{\boldsymbol{\beta}}_k\| = O_p(n^{-1/2})$ at $k = \hat{k}_n$.

It is instructive to draw parallels between k and its approximate analogue in the post-LASSO estimator of Belloni, Chernozhukov, and Hansen (2014) (pLASSO hereafter), namely the sparsity index s , which is the bound on the number of covariates in a sparse model whose corresponding elements in $\boldsymbol{\beta}_o$ are non-zero.

⁴We recommend using $\gamma = 2.7$ – see Appendix S.2 for details.

⁵To see why, it suffices to create a $(k+1)$ 'th singleton group out of the covariate whose parameter estimate generates the largest within-group absolute deviation.

Remark 3.2. *In addition to requiring that zero be an atom of β_o , pLASSO imposes the rate condition $s^2(\log(p \vee n))^2/n = o(1)$. As GPE remains consistent even when $\text{supp}(\beta_o)$ is bounded away from zero and $\hat{k}_n < |\text{supp}(\beta_o)|$ is allowed as long as approximation error is controlled, pLASSO is more restrictive in this sense. Unlike, e.g., pLASSO – see Belloni, Chernozhukov, and Hansen (2014, Condition ASTE (ii)) – which attains valid inference by assuming the approximation error is bounded, an important element to GPE, in light of Proposition 2.1, is that k is chosen to control approximation error.*

The choice of k is user-determined in a data-driven way whereas the pLASSO rate condition on s is an assumption imposed on the unobservable β_o . Remarks 3.1 and 3.2 highlight the complementarity and trade-off between sparsity-dependent estimators and GPE in handling high covariate dimensionality.

4 Simulation Experiment

This section focuses on the finite sample performance of GPE using simulated data. We compare the bias and rejection rates of competing estimators under Continuous-non-Sparse (CnS), Continuous-approximately-Sparse (CaS), and Discrete-Sparse (D-S) configurations of β_o .⁶ Estimators considered include (1) the proposed GPE; (2) the post-LASSO estimator of Belloni, Chernozhukov, and Hansen (2014) (pLASSO); (3) post-Generalised Dantzig Selector (GDS) estimator of Chernozhukov, Newey, and Singh (2022) (pGDS); (4) OLS; (5) an “oracle” estimator which is OLS on sample size $3n$ (Orac.OLS); and an infeasible GPE that uses β_o as the starting value in Algorithm 1 (Orac.GPE).^{7,8} The infeasible Orac.OLS provides a useful benchmark for examining the gains in bias reduction and informative inference of a feasible estimator relative to OLS were sample size thrice as large.⁹ The inclusion of Orac.GPE is helpful in gauging the performance of Algorithm 1 and the proposed selection

⁶See Appendix S.4 of the Online Appendix for details on the possible configurations of β_o .

⁷pLASSO and pGDS estimators are based on tuning parameters recommended in Belloni, Chernozhukov, and Hansen (2014) and Chernozhukov, Newey, and Singh (2022), respectively.

⁸Simulations in an earlier draft suggest that pLASSO and pGDS with the tuning parameter selected via 10-fold cross-validation do not provide meaningful inference in any setting considered.

⁹In the context of experimental data, a practical consideration is whether a researcher would use GPE to estimate a high-dimensional model or incur the added cost of collecting twice as much data in order to apply OLS.

rule of \hat{k}_n . In comparing it to GPE, one is also able to examine the performance of the starting scheme.

$\theta_o := p^{-1/2} \sum_{j=1}^p \beta_{oj}$ is the scalar-valued parameter of interest in this simulation exercise. The comparison of competing estimators is based on the following metrics: (1) mean bias (MnB) namely $\|\hat{\beta}_n - \beta_o\|/\sqrt{p}$ averaged over all simulated samples; (2) median absolute deviation (MAD) of $\hat{\theta}_n$; (3) root mean squared error (RMSE) of $\hat{\theta}_n$; (4) the rejection rate (Rej.) of a 5%-level t -test $\mathbb{H}_o : \theta - \theta_o = 0$; and (5) the median size of the approximating model across simulated samples ($\text{med}(\hat{k}_n)$). In computing the standard errors of $\hat{\theta}_n$ and rejection rates of pLASSO and pGDS, parameters shrunk to zero in the first step are treated as constants.

Define $\Phi^{-1}(\tau_j)$ as the τ_j 'th quantile of the standard normal distribution where $\tau_j = 0.9(j-1)/(p-1) + 0.05$. (1.1) is the data-generating process with $\varepsilon = U\sqrt{(1+x_1^2)/2}$ under the following configurations of β_o :

$$\text{DGP CnS: } \beta_{oj} = 2 + 4(j-1)/(p-1) \in [2, 4];$$

$$\text{DGP CaS}_1: \beta_{oj} = \Phi^{-1}(\tau_j) \in [-1.645, 1.645];$$

$$\text{DGP CaS}_2: \beta_{oj} = 0.7^{j-1} \in (0, 1]; \text{ and}$$

$$\text{DGP D-S}_1: \beta_{oj} = \mathbb{I}(j \leq 5) \in \{0, 1\}.$$

The vector of covariates is generated as $\mathbf{x} \sim \mathcal{N}(\mathbf{0}, \Sigma)$, with $\Sigma_{jj'} = 0.5^{|j-j'|}$. $U \sim (\chi_1^2 - 1)/\sqrt{2}$ in DGPs CnS and CaS₁ while $U \sim \mathcal{N}(0, 1)$ in DGPs CaS₂ and D-S₁. The configuration in DGP CnS is dense; heterogeneity is continuous and the support is bounded away from zero. DGP CaS₁ introduces approximate sparsity by allowing zero to fall within the bounds of $\text{supp}(\beta_o)$. DGPs CaS₂ and D-S₁ are adapted from Belloni, Chen, Chernozhukov, and Hansen (2012) in order to compare GPE to pLASSO under approximately sparse and sparse configurations, respectively. Save DGP D-S₁ where heterogeneity is discrete, all other DGPs have continuous heterogeneity.¹⁰ Heteroskedasticity is imposed in all DGPs at pairs $(n, p) \in \{100, 400\} \times \{75, 150\}$. As OLS is not feasible when $p > n$, OLS results are not reported for $(n, p) = (100, 150)$. All results are based on 1000 simulated samples.

¹⁰See Appendix S.6 for simulation results on other discrete and mixed heterogeneity configurations.

Table 1: DGP CnS

$n = 100$	$p = 75$					$p = 150$				
	MnB	MAD	RMSE	Rej.	$\text{med}(\hat{k}_n)$	MnB	MAD	RMSE	Rej.	$\text{med}(\hat{k}_n)$
GPE	0.647	0.240	0.355	0.056	3	0.652	0.402	0.630	0.054	4
pLASSO	1.662	2.302	2.496	0.947	64	3.072	9.635	9.761	0.998	81
pGDS	1.839	2.615	2.719	0.958	62	3.505	9.760	9.868	0.933	85
OLS	0.259	0.070	0.118	0.000	75	–	–	–	–	–
Orac.OLS	0.085	0.028	0.039	0.019	75	0.104	0.031	0.048	0.004	150
Orac.GPE	0.136	0.081	0.123	0.051	7	0.094	0.076	0.123	0.046	9
$n = 400$										
GPE	0.106	0.029	0.046	0.065	12	0.229	0.053	0.083	0.057	9
pLASSO	0.071	0.023	0.033	0.030	75	0.081	0.025	0.039	0.007	150
pGDS	0.071	0.023	0.033	0.030	75	0.133	0.034	0.112	0.118	150
OLS	0.071	0.023	0.033	0.030	75	0.081	0.025	0.037	0.006	150
Orac.OLS	0.038	0.012	0.018	0.039	75	0.040	0.012	0.018	0.038	150
Orac.GPE	0.127	0.036	0.057	0.050	7	0.058	0.027	0.043	0.048	18

Table 2: DGP CaS₁

$n = 100$	$p = 75$					$p = 150$				
	MnB	MAD	RMSE	Rej.	$\text{med}(\hat{k}_n)$	MnB	MAD	RMSE	Rej.	$\text{med}(\hat{k}_n)$
GPE	0.825	0.259	0.388	0.054	3	0.874	0.474	0.683	0.054	3
pLASSO	0.525	0.176	0.255	0.159	36	0.738	0.321	0.462	0.151	52
pGDS	0.492	0.146	0.222	0.076	43	0.748	0.293	0.450	0.033	66
OLS	0.259	0.070	0.118	0.000	75	–	–	–	–	–
Orac.OLS	0.085	0.028	0.039	0.019	75	0.104	0.031	0.048	0.004	150
Orac.GPE	0.776	0.396	0.591	0.042	5	0.768	0.687	0.941	0.063	4
$n = 400$										
GPE	0.107	0.026	0.039	0.042	19	0.365	0.116	0.174	0.053	7
pLASSO	0.118	0.034	0.051	0.147	60	0.194	0.055	0.083	0.130	110
pGDS	0.099	0.025	0.038	0.054	69	0.222	0.050	0.077	0.097	115
OLS	0.071	0.023	0.033	0.030	75	0.081	0.025	0.037	0.006	150
Orac.OLS	0.038	0.012	0.018	0.039	75	0.040	0.012	0.018	0.038	150
Orac.GPE	0.673	0.182	0.271	0.050	7	0.724	0.288	0.431	0.053	4

Table 3: DGP CaS₂

$n = 100$	$p = 75$					$p = 150$				
	MnB	MAD	RMSE	Rej.	med(\hat{k}_n)	MnB	MAD	RMSE	Rej.	med(\hat{k}_n)
GPE	0.089	0.054	0.079	0.047	2	0.091	0.066	0.098	0.056	2
pLASSO	0.069	0.087	0.095	0.912	3	0.050	0.064	0.069	0.903	3
pGDS	0.052	0.037	0.048	0.397	5	0.037	0.027	0.036	0.434	5
OLS	0.263	0.080	0.121	0.001	75	–	–	–	–	–
Orac.OLS	0.086	0.027	0.040	0.029	75	0.105	0.034	0.049	0.007	150
Orac.GPE	0.045	0.043	0.061	0.034	7	0.032	0.044	0.065	0.050	7
$n = 400$										
GPE	0.046	0.020	0.031	0.054	4	0.024	0.021	0.031	0.055	5
pLASSO	0.035	0.043	0.046	0.909	5	0.025	0.031	0.033	0.918	5
pGDS	0.027	0.016	0.022	0.325	8	0.019	0.012	0.016	0.331	7
OLS	0.071	0.021	0.033	0.024	75	0.081	0.027	0.039	0.019	150
Orac.OLS	0.038	0.012	0.018	0.050	75	0.040	0.011	0.017	0.027	150
Orac.GPE	0.024	0.019	0.030	0.052	9	0.017	0.021	0.031	0.050	9

Table 4: DGP D-S₁

$n = 100$	$p = 75$					$p = 150$				
	MnB	MAD	RMSE	Rej.	med(\hat{k}_n)	MnB	MAD	RMSE	Rej.	med(\hat{k}_n)
GPE	0.014	0.040	0.059	0.047	2	0.203	0.095	0.146	0.052	2
pLASSO	0.035	0.016	0.025	0.077	5	0.025	0.011	0.018	0.080	5
pGDS	0.044	0.021	0.035	0.086	8	0.035	0.017	0.030	0.068	10
OLS	0.263	0.080	0.121	0.001	75	–	–	–	–	–
Orac.OLS	0.086	0.027	0.040	0.029	75	0.105	0.034	0.049	0.007	150
Orac.GPE	0.014	0.040	0.059	0.043	2	0.009	0.042	0.060	0.048	2
$n = 400$										
GPE	0.007	0.018	0.029	0.053	2	0.004	0.021	0.030	0.057	2
pLASSO	0.016	0.007	0.010	0.046	5	0.011	0.005	0.007	0.040	5
pGDS	0.023	0.011	0.018	0.046	11	0.020	0.010	0.016	0.060	17
OLS	0.071	0.021	0.033	0.024	75	0.081	0.027	0.039	0.019	150
Orac.OLS	0.038	0.012	0.018	0.050	75	0.040	0.011	0.017	0.027	150
Orac.GPE	0.007	0.019	0.029	0.053	2	0.005	0.021	0.030	0.057	2

Figure 1: DGPs Cns & CaS₁ at $(n, p) = (100, 75)$

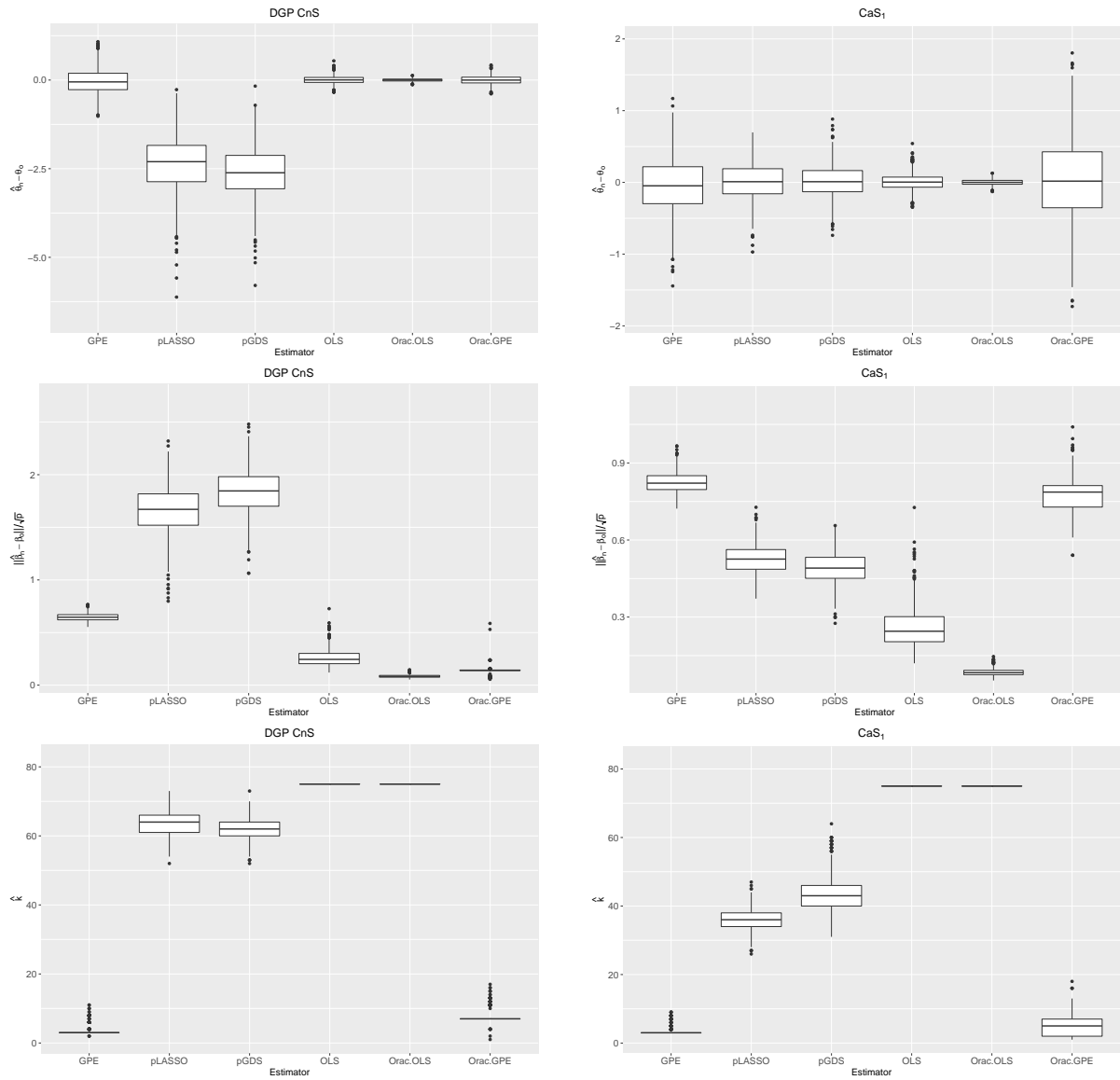


Figure 2: DGPs CaS₂ & D-S₁ at $(n, p) = (100, 75)$

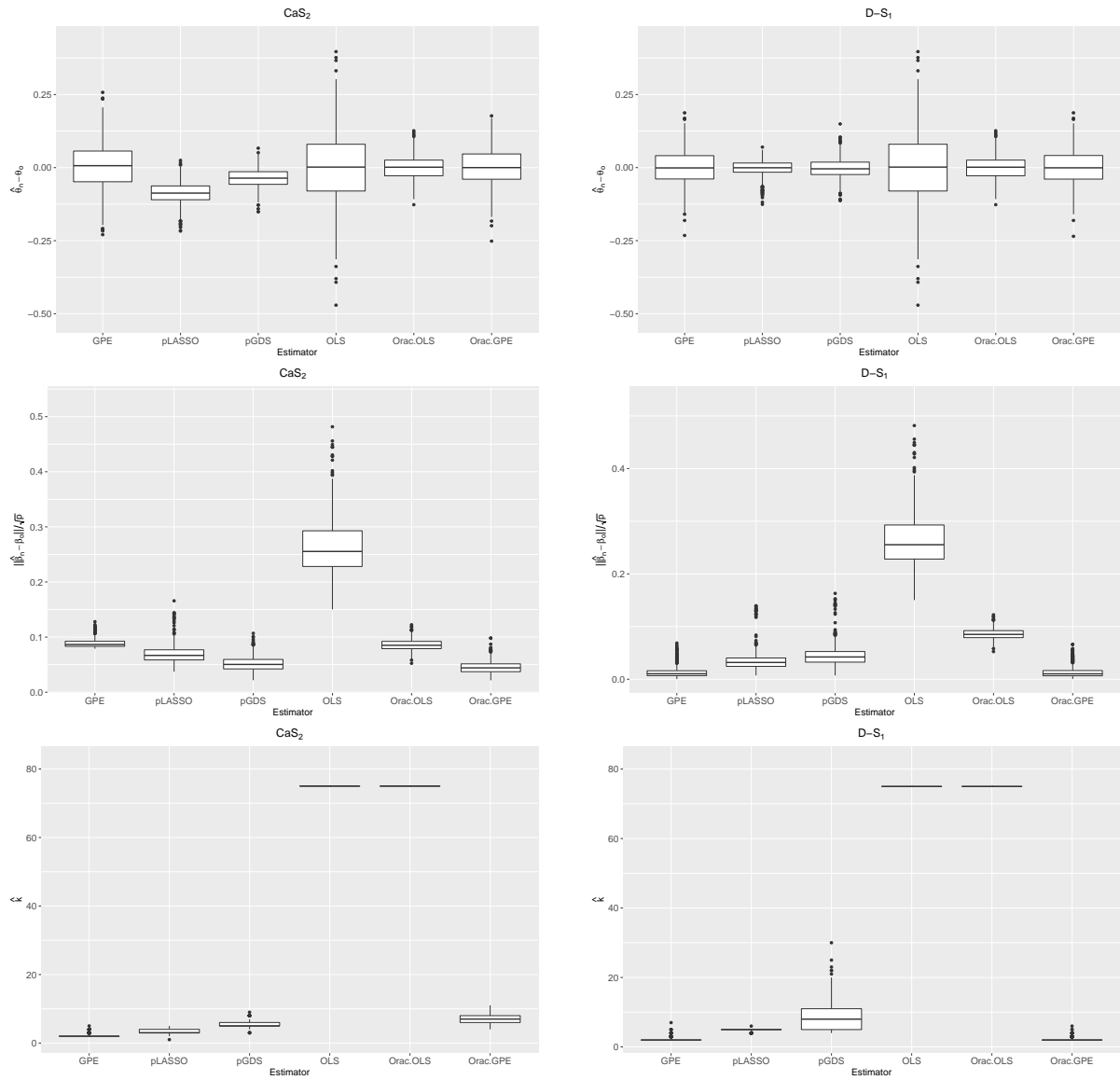


Figure 3: Power Curve: CnS

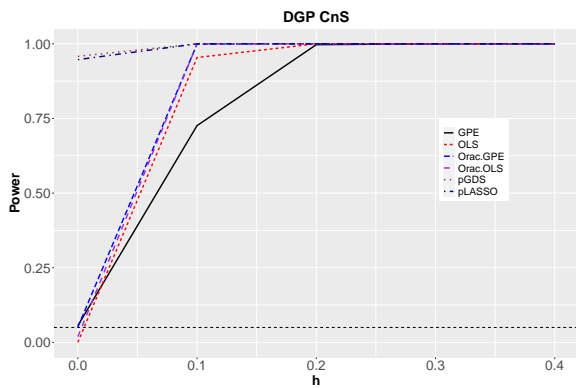


Figure 4: Power Curve: DGP CaS₁

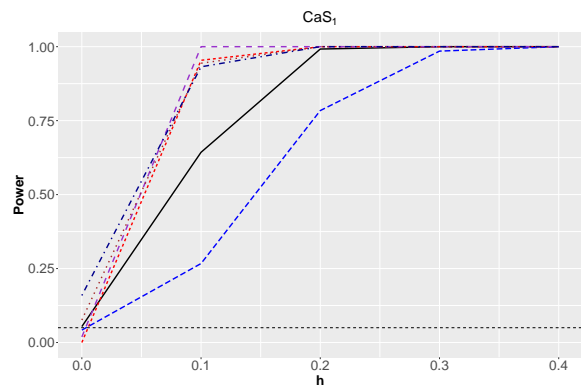


Figure 5: Power Curve: DGP CaS₂

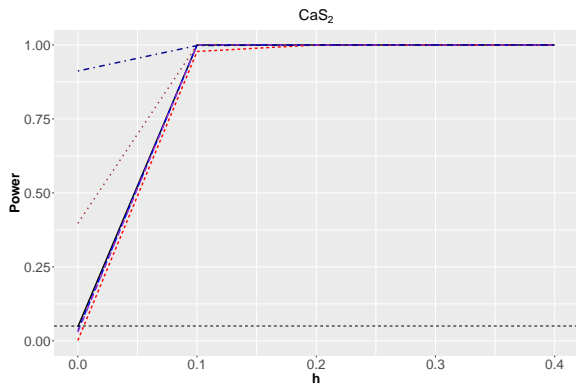
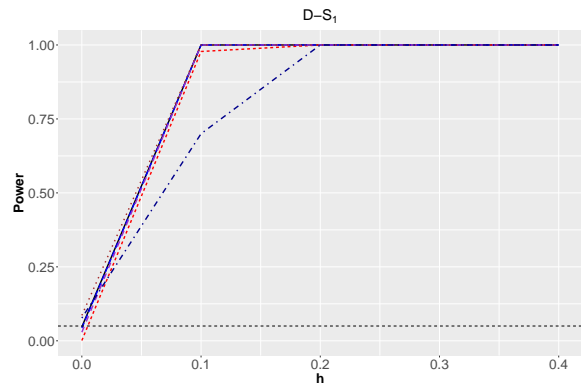


Figure 6: Power Curve: DGP D-S₁



Notes: The above figures plot power curves on θ at $(n, p) = (100, 75)$. The deviation from the null is generated as $\theta - \theta_o = -h\sqrt{p}$, $h \in [0, 0.4]$.

Tables 1 to 4 and Figures 1 to 6 present the findings of the simulation exercise. Fixing p , one observes a general decrease in MnB, MAD, and RMSE for all estimators as n increases in Tables 1 to 4. Unsurprisingly, one observes a slight deterioration in performance as p is doubled and n is held fixed. Rejection rates are useful in showing which estimators provide reliable inference – this is crucial in model estimation and hypothesis tests. Out of the four feasible estimators, only GPE delivers meaningful inference over all (n, p) configurations in DGPs Cns, CaS₁, and CaS₂. Orac.OLS, in spite of being run on samples of size $3n$, does not have good rejection rates across all (n, p) configurations – the Orac.OLS severely under-rejects in Tables 1 to 4 at $(n, p) = (100, 150)$.

Even under approximate sparsity (Table 3), neither of the sparsity-dependent methods pLASSO and pGDS, delivers reliable inference. GPE, in contrast, continues to perform reasonably. It is under exact sparsity (Table 4) that inference based on pLASSO and pGDS becomes reliable. This appears to suggest that the performance of sparsity-dependent estimators can be very sensitive to almost negligible deviations from sparsity.¹¹ As sparsity is not easily verifiable in typical empirical applications, this constitutes a major drawback of pLASSO and pGDS for model estimation and inference. It ought to be borne in mind, however, that pLASSO and pGDS, among other sparsity-dependent methods, provide good approximations to the optimal instruments in the first stage of instrumental variable methods – see Belloni, Chen, Chernozhukov, and Hansen (2012), Farrell (2015), Belloni, Chernozhukov, Fernández-Val, and Hansen (2017), Hansen and Kozbur (2014), and Carrasco and Tchuente (2015) or the effect of a few covariates of interest in approximately sparse high-dimensional settings, e.g., Belloni, Chernozhukov, and Hansen (2014) and Chernozhukov, Newey, and Singh (2022).

Interestingly, $\text{med}(\hat{k}_n) = 2$ for GPE in DGP D-S₁ where β_o has exactly 2 support points – see Table 4 and the bottom-right box-plot in Figure 2. In the other DGPs where β_o has continuous heterogeneity, one observes that $\text{med}(\hat{k}_n)$ increases weakly in n but not in p . Turning to the box plots in Figures 1 and 2, one observes that GPE and OLS' $\hat{\theta}_n - \theta_o$ appear well centred around zero across all four DGPs while that of pLASSO and pGDS are

¹¹A similar observation emerges in Table S.11 of the Online Appendix where sparsity is perturbed with a $O(n^{-1/2})$ term.

well-centred only in DGP D-S₁. This property of OLS does not translate into good size control; OLS severely under-rejects at $(n, p) = (100, 75)$ and $(n, p) = (400, 150)$ in all DGPs. Although tripling sample size and using OLS reduces bias relative to GPE, rejection rates of Orac.OLS can sometimes be very low, e.g., Table 3 at $(n, p) = (100, 150)$. The second rows of box plots in Figures 1 and 2 suggest GPE, relative to OLS, better estimates β_o (judging by the $\|\hat{\beta}_n - \beta_o\|/\sqrt{p}$) as the configuration gets more sparse. With respect to the sparsity-dependent pLASSO and pGDS, a clear pattern does not emerge. The fairly small number of groups, see Figures 1 and 2, used by GPE while having a comparable or sometimes better performance than competing estimators suggests that its parsimony is not achieved at the expense of substantial bias or unreliable inference.

Figures 3 to 6 demonstrate that the good size control of GPE in Tables 1 to 4 is not at the expense of power. GPE is the only feasible estimator that controls size meaningfully and has non-trivial power across all four DGPs. In Figures 3 to 5 for example, OLS has rejection rates equal to zero although it has power under the alternative. pLASSO and pGDS control size meaningfully in Figure 6 and possess non-trivial power under the alternative. It is interesting to note that GPE in Figure 6 remains competitive in terms of size control and power under the alternative although the setting is favourable to pLASSO and pGDS.

In sum, the simulation exercise shows very robust performance in terms of bias reduction and good size control of GPE with its data-driven selection rule under (1) different empirically relevant but unknowable configurations of β_o ; (2) heteroskedastic ε ; (3) Gaussian and non-Gaussian ε ; and (4) skewed and symmetrically distributed ε . Robustness to all the aforementioned features is an important property of an estimator especially in the high dimensional setting as the configuration of β_o is typically unbeknownst to the practitioner or difficult to ascertain via economic theory. The exercise also shows a very high sensitivity of the sparsity-dependent pLASSO and pGDS to almost negligible deviations from sparsity.

5 Empirical Application

In this section, we estimate price and income elasticities of demand for gasoline following Yatchew and No (2001), Chernozhukov, Newey, and Singh (2022), and Semenova and

Figure 7: Price Elasticity of demand

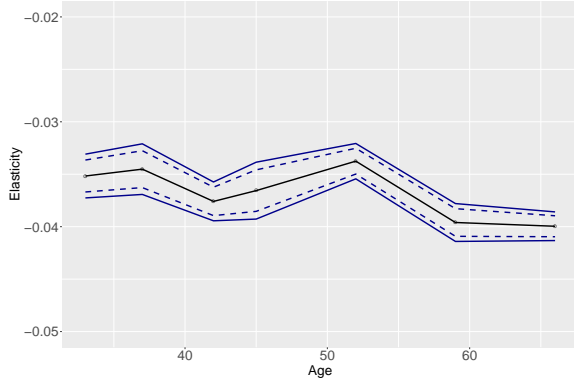
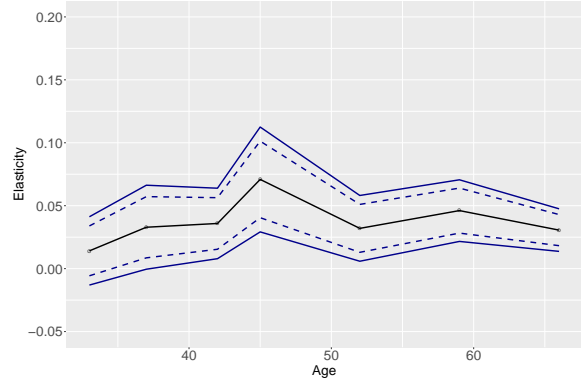


Figure 8: Income Elasticity of demand



Notes: The thick black line is the estimate, 95% point-wise confidence bands are dashed and the thick outermost lines are the 95% simultaneous confidence bands using the Montiel Olea and Plagborg-Møller (2019) approach.

Chernozhukov (2021). We use data from the 1994-1996 Canadian National Private Vehicle Use Survey.¹² The outcome variable is log consumption and the covariates of interest are log price and log income.

The approach taken in constructing the covariate vector \mathbf{x} follows Semenova and Chernozhukov (2021) and Chernozhukov, Newey, and Singh (2022). The covariates include log price, log price squared, log income, log income squared, distance driven, distance driven squared, and 27 time, geographical, and household composition dummies. The aforementioned covariates are augmented with an interaction of the dummies with log price and its square in the first set of results (Figure 7), and log income and its square in the second set of results (Figure 8), respectively, resulting in 87 covariates for each model. In this empirical exercise, we focus on price and income elasticities within sub-samples defined by age groups in Table 5. This approach is useful in learning the variation in consumers' price and income elasticities of demand for gasoline by age group.

Figures 7 and 8, respectively, present the price and income elasticities of demand for gasoline by age group. One observes from Figure 7 that the price elasticity of demand is strictly negative and statistically different from zero at the 5% level for all age groups. Demand is, however, price inelastic for all age groups. The price elasticity of demand is non-monotone in age; consumers are most sensitive to price in the last two age groups where

¹²The data set is available on Professor Yatchew's website: <https://economics.utoronto.ca/yatchew/>.

Table 5: Price and Income Elasticities of demand

Age-group	# Obs.	Price Elasticity of demand		Income Elasticity of demand	
		GPE	pLASSO	GPE	pLASSO
All	5001	-0.023 (0.002)	-0.198 (0.053)	0.045 (0.009)	0.070 (0.009)
20 - 33	713	-0.035 (0.001)	-0.044 (0.135)	0.014 (0.010)	0.029 (0.026)
34 - 37	552	-0.035 (0.001)	-0.279 (0.165)	0.033 (0.012)	0.037 (0.032)
38 - 42	751	-0.038 (0.001)	-0.385 (0.129)	0.036 (0.010)	0.075 (0.026)
43 - 45	372	-0.037 (0.001)	-0.320 (0.216)	0.071 (0.016)	0.129 (0.039)
46 - 52	821	-0.034 (0.001)	-0.311 (0.139)	0.032 (0.010)	0.020 (0.023)
53 - 59	604	-0.040 (0.001)	-0.275 (0.137)	0.046 (0.009)	0.072 (0.024)
60 - 66	1188	-0.040 (0.001)	-0.198 (0.104)	0.031 (0.006)	0.056 (0.021)

Notes: Heteroskedasticity-robust standard errors are in parentheses. For price elasticity of demand, GPE selects 11 groups for the full sample and 2 groups for each sub-sample. pLASSO's first stage selects only 2 covariates (which exclude log price and log income) in the full sample and all sub-samples. For income elasticity of demand, GPE selects 5 groups for the full sample and 2 groups for each sub-sample. pLASSO's first stage selects only 2 covariates (which exclude log price and log income) in the full sample, a single covariate in the first two sub-samples, and 2 covariates in the remaining sub-samples.

the price elasticity of demand does not vary (at the 5% level), unlike younger age groups that exhibit significant variation by age group in the price elasticity of demand.

As expected, the income elasticity of demand is non-negative. Save for the first age group where the income elasticity of demand is not statistically significant (point-wise) at the 5% level, the income elasticity of demand is point-wise significant for all other age groups. One cannot reject the hypothesis that income elasticity of demand equals a constant $c \in [0.029, 0.041]$ for all age groups. Moreover, the income elasticity of demand is not significantly different from zero for all age groups. One, however, rejects the hypothesis that consumers' demand for gasoline is not sensitive to income at all age groups. The 95% simultaneous confidence bands suggest that gasoline is a necessity for all age groups.

Lastly, Table 5 offers a comparison of price and income elasticities of demand using GPE and pLASSO. Although both GPE and pLASSO estimates are qualitatively similar, GPE estimates are more precise. It is also worth emphasising that log price and log income are not selected by the first stages of pLASSO in the full sample or any sub-sample; they are added in the second stage as the amelioration set – see Belloni, Chernozhukov, and Hansen (2014, p. 615).

6 Conclusion

As the specific configuration of a high-dimensional β_o cannot be known for sure in several empirical settings, there is a growing need for reliable, robust, and flexibly-adapted estimators. Although sparsity-dependent estimators such as pLASSO constitute the workhorse of econometric and applied work in high-dimensional settings and their theoretical properties are now well understood, their reliance on sparsity remains a major drawback. Existing clustering-based estimators are largely limited to fixed effects models with large T panel data and do typically require discrete heterogeneity. The aforementioned assumptions are restrictive and hard to verify or justify theoretically as they are imposed on the unobservable β_o .

This paper makes a useful addition to the practitioner’s toolkit of high-dimensional model estimation methods. The proposed GPE eliminates the burden on the practitioner of imposing typically unverifiable sparsity or discrete heterogeneity conditions on β_o while maintaining the natural requirement that β_o be defined on a compact support. GPE is thus agnostic of and robust to different configurations of β_o – it accommodates various degrees of (non)-sparsity and heterogeneity. Thanks to a simple data-driven selection rule, GPE achieves parsimony and adaptability to different empirically relevant configurations.

This paper develops and applies GPE to the linear model with exogenous covariates in an *iid* setting. To enhance GPE’s usefulness to the practitioner, some important extensions remain. It will be interesting to consider GPE under endogeneity with possibly many (weak) instruments, clustered or weakly dependent data, and non-linear models with both smooth and non-smooth objective functions.

APPENDIX

The proofs of the results in the main text are first presented in Appendix A, followed by supporting lemmata in Appendix B.

A Theoretical Results

A.1 Proof of Proposition 2.1

Let $\tilde{\beta}(l)$, $l \in \{1, \dots, k\}$ denote the l 'th group average of $\boldsymbol{\beta}$, and denote group assignment indicators by $g_j \in \{1, \dots, k\}$ for $j = 1, \dots, p$. Then for $k < |\text{supp}(\boldsymbol{\beta}_o)|$,

$$\|\mathbf{m}_o \boldsymbol{\delta}_o - \boldsymbol{\beta}_o\|^2 =: \min_{\{\tilde{\boldsymbol{\delta}}, g_1, \dots, g_p\}} \sum_{j=1}^p (\tilde{\beta}(g_j) - \beta_{oj})^2 =: \sum_{j=1}^p (\tilde{\beta}_o(g_j^*) - \beta_{oj})^2 \leq p \max_j (\tilde{\beta}_o(g_j^*) - \beta_{oj})^2 \lesssim p/k^2$$

by Assumption 2.1 and Lemma B.1 where $\tilde{\boldsymbol{\delta}} := (\tilde{\beta}(1), \dots, \tilde{\beta}(k))' \in \Delta \subset \mathbb{R}^k$.

First, since $0 < \|\mathbf{m}_o \boldsymbol{\delta}_o - \boldsymbol{\beta}_o\|^2$ if $k < |\text{supp}(\boldsymbol{\beta}_o)|$, it follows from the foregoing that $\|\mathbf{m}_o \boldsymbol{\delta}_o - \boldsymbol{\beta}_o\|^2 \asymp p/k^2$ if $k < |\text{supp}(\boldsymbol{\beta}_o)|$.

Second, $\|\mathbf{m}_o \boldsymbol{\delta}_o - \boldsymbol{\beta}_o\|^2 = 0$ if $k \geq |\text{supp}(\boldsymbol{\beta}_o)|$, i.e., the approximation bias is exactly zero if k is at least equal to the number of support points of $\boldsymbol{\beta}_o$. This concludes the proof. \square

A.2 Proof of Theorem 2.1

First, let us obtain the following useful expression of $Q_o(\mathbf{m}\boldsymbol{\delta})$ in terms of the approximation bias $\mathbf{b}_k := \boldsymbol{\beta}_o - \mathbf{m}_o \boldsymbol{\delta}_o$ and σ^2 .

$$\begin{aligned} Q_o(\mathbf{m}\boldsymbol{\delta}) &= \mathbb{E}[(\varepsilon - \mathbf{x}(\mathbf{m}\boldsymbol{\delta} - \mathbf{m}_o \boldsymbol{\delta}_o - \mathbf{b}_k))^2]/p \\ &= \sigma^2/p + (\mathbf{m}\boldsymbol{\delta} - \mathbf{m}_o \boldsymbol{\delta}_o - \mathbf{b}_k)' \mathbb{E}[\mathbf{x}'\mathbf{x}] (\mathbf{m}\boldsymbol{\delta} - \mathbf{m}_o \boldsymbol{\delta}_o - \mathbf{b}_k)/p \\ &= (\mathbf{m}\boldsymbol{\delta} - \mathbf{m}_o \boldsymbol{\delta}_o)' \mathbb{E}[\mathbf{x}'\mathbf{x}] (\mathbf{m}\boldsymbol{\delta} - \mathbf{m}_o \boldsymbol{\delta}_o)/p + \sigma^2/p \\ &\quad - 2(\mathbf{m}\boldsymbol{\delta} - \mathbf{m}_o \boldsymbol{\delta}_o)' \mathbb{E}[\mathbf{x}'\mathbf{x}] \mathbf{b}_k/p + \mathbf{b}_k' \mathbb{E}[\mathbf{x}'\mathbf{x}] \mathbf{b}_k/p \\ &= \tilde{Q}_o(\mathbf{m}\boldsymbol{\delta}) + O(\|\mathbf{b}_k\|/\sqrt{p}) + O(\|\mathbf{b}_k\|^2/p) \\ \text{(A.1)} \quad &= \tilde{Q}_o(\mathbf{m}\boldsymbol{\delta}) + O(\|\mathbf{b}_k\|/\sqrt{p}) \end{aligned}$$

The second equality follows from Assumption 2.2, and the fourth equality follows from

Assumptions 2.1 and 2.3 noting that by the Schwartz inequality,

$$|(\mathbf{m}\boldsymbol{\delta} - \mathbf{m}_o\boldsymbol{\delta}_o)' \mathbb{E}[\mathbf{x}'\mathbf{x}]\mathbf{b}_k|/p \leq \|\mathbb{E}[\mathbf{x}'\mathbf{x}]\|(\|\mathbf{m}\boldsymbol{\delta} - \mathbf{m}_o\boldsymbol{\delta}_o\|/\sqrt{p})(\|\mathbf{b}_k\|/\sqrt{p}) \lesssim \|\mathbf{b}_k\|/\sqrt{p}.$$

The last equality follows from Proposition 2.1 as $\|\mathbf{b}_k\|/\sqrt{p} \asymp 1/k$ whence $\|\mathbf{b}_k\|^2/p \asymp 1/k^2 \leq 1/k \asymp \|\mathbf{b}_k\|/\sqrt{p}$ if $k < |\text{supp}(\boldsymbol{\beta}_o)|$ and zero otherwise, i.e., the $O(\|\mathbf{b}_k\|/\sqrt{p})$ term (weakly) dominates the $O(\|\mathbf{b}_k\|^2/p)$ term.

Thus, at a fixed k notice that

$$\begin{aligned} \tilde{Q}_o(\mathbf{m}\boldsymbol{\delta}) &= (\mathbf{m}\boldsymbol{\delta} - \mathbf{m}_o\boldsymbol{\delta}_o)' \mathbb{E}[\mathbf{x}'\mathbf{x}](\mathbf{m}\boldsymbol{\delta} - \mathbf{m}_o\boldsymbol{\delta}_o)/p + \sigma^2/p \\ &= \|\mathbb{E}[\mathbf{x}'\mathbf{x}]^{1/2}(\mathbf{m}\boldsymbol{\delta} - \mathbf{m}_o\boldsymbol{\delta}_o)\|^2/p + \sigma^2/p. \end{aligned}$$

$\|\mathbb{E}[\mathbf{x}'\mathbf{x}]^{1/2}(\mathbf{m}\boldsymbol{\delta} - \mathbf{m}_o\boldsymbol{\delta}_o)\|^2 \geq 0$ and equality holds if and only if $\mathbf{m}\boldsymbol{\delta} = \mathbf{m}_o\boldsymbol{\delta}_o$ as $\mathbb{E}[\mathbf{x}'\mathbf{x}]$ is positive definite by Assumption 2.3. This concludes the proof. \square

A.3 Proof of Proposition 2.2

Part (a): Under Assumption 2.2, the expected value of the objective function (2.3) is

$$\begin{aligned} Q_o(\mathbf{m}\boldsymbol{\delta}) &= \mathbb{E}[(y - \mathbf{x}\mathbf{m}\boldsymbol{\delta})^2]/p = \mathbb{E}[(\varepsilon - \mathbf{x}(\mathbf{m}\boldsymbol{\delta} - \boldsymbol{\beta}_o))^2]/p \\ &= \mathbb{E}[\varepsilon^2]/p + (\mathbf{m}\boldsymbol{\delta} - \boldsymbol{\beta}_o)' \mathbb{E}[\mathbf{x}'\mathbf{x}](\mathbf{m}\boldsymbol{\delta} - \boldsymbol{\beta}_o)/p \\ &= \sigma^2/p + \|\mathbf{m}\boldsymbol{\delta} - \boldsymbol{\beta}_o\|_{\mathbb{E}[\mathbf{x}'\mathbf{x}]}^2/p \end{aligned}$$

which is a (weighted) clustering criterion for assigning elements of $\boldsymbol{\beta}_o$ to k groups in order to minimise the squared weighted norm $\|\cdot\|_{\mathbb{E}[\mathbf{x}'\mathbf{x}]}$.

Part (b): By Assumption 2.3, $B^{-1} \leq \rho_{\min}(\mathbb{E}[\mathbf{x}'\mathbf{x}]) \leq \rho_{\max}(\mathbb{E}[\mathbf{x}'\mathbf{x}]) \leq B$ whence

$$\begin{aligned} \|\mathbf{m}\boldsymbol{\delta} - \boldsymbol{\beta}_o\|_{\mathbb{E}[\mathbf{x}'\mathbf{x}]}^2 &= \|\mathbf{m}\boldsymbol{\delta} - \boldsymbol{\beta}_o\|^2 \frac{(\mathbf{m}\boldsymbol{\delta} - \boldsymbol{\beta}_o)' \mathbb{E}[\mathbf{x}'\mathbf{x}](\mathbf{m}\boldsymbol{\delta} - \boldsymbol{\beta}_o)}{\|\mathbf{m}\boldsymbol{\delta} - \boldsymbol{\beta}_o\|^2} = \tilde{\tau}_p' \mathbb{E}[\mathbf{x}'\mathbf{x}] \tilde{\tau}_p \cdot \|\mathbf{m}\boldsymbol{\delta} - \boldsymbol{\beta}_o\|^2 \\ &\asymp \|\mathbf{m}\boldsymbol{\delta} - \boldsymbol{\beta}_o\|^2 \end{aligned}$$

for $(\mathbf{m}\boldsymbol{\delta} - \boldsymbol{\beta}_o)/\|\mathbf{m}\boldsymbol{\delta} - \boldsymbol{\beta}_o\| =: \tilde{\tau}_p \in \mathcal{S}_p$ whenever $\|\mathbf{m}\boldsymbol{\delta} - \boldsymbol{\beta}_o\| \neq 0$ and $0 = \|\mathbf{m}\boldsymbol{\delta} - \boldsymbol{\beta}_o\|^2 =$

$\|\mathbf{m}\boldsymbol{\delta} - \boldsymbol{\beta}_o\|_{\mathbb{E}[\mathbf{x}'\mathbf{x}]}^2$ otherwise. □

A.4 Proof of Theorem 3.1

Let Y be the $n \times 1$ vector of the outcome and \mathbf{X} be the $n \times p$ matrix of covariates. Fixing $\mathbf{m} \in \mathcal{M}_k$, define

$$\hat{\boldsymbol{\delta}}_n(\mathbf{m}) := \arg \min_{\boldsymbol{\delta} \in \Delta} Q_n(\mathbf{m}\boldsymbol{\delta}) = (\mathbf{m}'\mathbf{X}'\mathbf{X}\mathbf{m})^{-1}(\mathbf{m}'\mathbf{X}'Y).$$

Denote the $n \times 1$ vector of residuals by $\mathcal{E}_n(\mathbf{m}) := Y - \mathbf{X}\mathbf{m}\hat{\boldsymbol{\delta}}_n(\mathbf{m}) = (\mathbf{I}_n - \mathbf{X}\mathbf{m}(\mathbf{m}'\mathbf{X}'\mathbf{X}\mathbf{m})^{-1}\mathbf{m}'\mathbf{X}')Y =: \mu_n(\mathbf{m})Y$ where \mathbf{I}_n is the $n \times n$ identity matrix. Also, define $\mathcal{E} := (\varepsilon_1, \dots, \varepsilon_n)'$. Substitute in the DGP (1.1) to obtain $\mathcal{E}_n(\mathbf{m}) = \mu_n(\mathbf{m})\mathbf{X}\boldsymbol{\beta}_o + \mu_n(\mathbf{m})\mathcal{E}$. Using the decomposition $\boldsymbol{\beta}_o = \mathbf{m}_o\boldsymbol{\delta}_o + \mathbf{b}_k$, observe that at $\mathbf{m} = \mathbf{m}_o$, one has $\mathcal{E}_n(\mathbf{m}_o) = \mu_n(\mathbf{m}_o)(\mathcal{E} + \mathbf{X}\mathbf{b}_k)$ as

$$\mu_n(\mathbf{m}_o)\mathbf{X}\mathbf{m}_o\boldsymbol{\delta}_o = (\mathbf{I}_n - \mathbf{X}\mathbf{m}_o(\mathbf{m}_o'\mathbf{X}'\mathbf{X}\mathbf{m}_o)^{-1}\mathbf{m}_o'\mathbf{X}')\mathbf{X}\mathbf{m}_o\boldsymbol{\delta}_o = \mathbf{X}\mathbf{m}_o\boldsymbol{\delta}_o - \mathbf{X}\mathbf{m}_o\boldsymbol{\delta}_o = 0.$$

Define $\hat{\mathcal{E}}_m := \mu_n(\mathbf{m})\mathcal{E}$ as the $n \times 1$ vector of residuals from regressing \mathcal{E} on $\mathbf{X}\mathbf{m}$. Given a finite sample, $\hat{\mathbf{m}}_n \neq \mathbf{m}_o$ implies that the objective function involving $\hat{\mathbf{m}}_n$, namely $Q_n(\hat{\mathbf{m}}_n\hat{\boldsymbol{\delta}}_n(\hat{\mathbf{m}}_n))$, yields a smaller sum of squared residuals. Thus for any $\eta_m > 0$, there exists an $\eta_\varepsilon > 0$ such

that

(A.2)

$$\begin{aligned}
& \mathbb{P}(\|\hat{\mathbf{m}}_n - \mathbf{m}_o\| \geq \eta_m) \leq \mathbb{P}(Q_n(\mathbf{m}_o \hat{\boldsymbol{\delta}}_n(\mathbf{m}_o)) - Q_n(\hat{\mathbf{m}}_n \hat{\boldsymbol{\delta}}_n(\hat{\mathbf{m}}_n)) \geq \eta_\varepsilon) \\
& = \mathbb{P}(\mathcal{E}_n(\mathbf{m}_o)' \mathcal{E}_n(\mathbf{m}_o) - \mathcal{E}_n(\hat{\mathbf{m}}_n)' \mathcal{E}_n(\hat{\mathbf{m}}_n) \geq \eta_\varepsilon np) \\
& = \mathbb{P}(\hat{\mathcal{E}}'_{\mathbf{m}_o} \hat{\mathcal{E}}_{\mathbf{m}_o} - \hat{\mathcal{E}}'_{\hat{\mathbf{m}}_n} \hat{\mathcal{E}}_{\hat{\mathbf{m}}_n} + 2\mathbf{b}'_k \mathbf{X}' \hat{\mathcal{E}}_{\mathbf{m}_o} - 2\boldsymbol{\beta}'_o \mathbf{X}' \hat{\mathcal{E}}_{\hat{\mathbf{m}}_n} + \mathbf{b}'_k \mathbf{X}' \mu_n(\mathbf{m}_o) \mathbf{X} \mathbf{b}_k - \|\mu_n(\hat{\mathbf{m}}_n) \mathbf{X} \boldsymbol{\beta}_o\|^2 \geq \eta_\varepsilon np) \\
& \leq \max_{\mathbf{m} \in \mathcal{M}_k} \mathbb{P}\left(\mathbb{E}_n[\hat{\varepsilon}_{\mathbf{m}_o, i}^2 - \hat{\varepsilon}_{\mathbf{m}, i}^2] + 2\mathbf{b}'_k \mathbb{E}_n[\mathbf{x}'_i \hat{\varepsilon}_{\mathbf{m}_o, i}] - 2\boldsymbol{\beta}'_o \mathbb{E}_n[\mathbf{x}'_i \hat{\varepsilon}_{\mathbf{m}, i}] + \mathbf{b}'_k \mathbb{E}_n[\mathbf{x}'_i \mathbf{x}_i] \mathbf{b}_k \geq \eta_\varepsilon p\right) \\
& =: \mathbb{P}\left(\mathbb{E}_n[\hat{\varepsilon}_{\mathbf{m}_o, i}^2 - \hat{\varepsilon}_{\mathbf{m}^*, i}^2] + 2\mathbf{b}'_k \mathbb{E}_n[\mathbf{x}'_i \hat{\varepsilon}_{\mathbf{m}_o, i}] - 2\boldsymbol{\beta}'_o \mathbb{E}_n[\mathbf{x}'_i \hat{\varepsilon}_{\mathbf{m}^*, i}] + \mathbf{b}'_k \mathbb{E}_n[\mathbf{x}'_i \mathbf{x}_i] \mathbf{b}_k \geq \eta_\varepsilon p\right) \\
& \leq \mathbb{P}\left(\max\left\{\mathbb{E}_n[\hat{\varepsilon}_{\mathbf{m}_o, i}^2 - \hat{\varepsilon}_{\mathbf{m}^*, i}^2], 2\mathbf{b}'_k \mathbb{E}_n[\mathbf{x}'_i \hat{\varepsilon}_{\mathbf{m}_o, i}], -2\boldsymbol{\beta}'_o \mathbb{E}_n[\mathbf{x}'_i \hat{\varepsilon}_{\mathbf{m}^*, i}], \mathbf{b}'_k \mathbb{E}_n[\mathbf{x}'_i \mathbf{x}_i] \mathbf{b}_k\right\} \geq \eta_\varepsilon p/4\right) \\
& \leq \mathbb{P}\left(\left|\mathbb{E}_n[\hat{\varepsilon}_{\mathbf{m}_o, i}^2 - \hat{\varepsilon}_{\mathbf{m}^*, i}^2]\right| \geq \eta_\varepsilon p/4\right) + \mathbb{P}\left(\left|\boldsymbol{\beta}'_o \mathbb{E}_n[\mathbf{x}'_i \hat{\varepsilon}_{\mathbf{m}^*, i}]\right| \geq \eta_\varepsilon p/8\right) \\
& + \mathbb{P}\left(\left|\mathbf{b}'_k \mathbb{E}_n[\mathbf{x}'_i \hat{\varepsilon}_{\mathbf{m}_o, i}]\right| \geq \eta_\varepsilon p/8\right) + \mathbb{P}\left(\mathbf{b}'_k \mathbb{E}_n[\mathbf{x}'_i \mathbf{x}_i] \mathbf{b}_k \geq \eta_\varepsilon p/4\right) \\
& \lesssim k(np)^{-1} + (np)^{-1} + \|\mathbf{b}_k\|^2/(p^2 n) + \|\mathbf{b}_k\|^2/p \\
& \lesssim \|\mathbf{b}_k\|^2/p + n^{-1}.
\end{aligned}$$

The first equality follows by the definition of the objective function $Q_n(\mathbf{m} \hat{\boldsymbol{\delta}}_n(\mathbf{m}))$, and the second equality is an algebraic expansion and re-arrangement of terms noting that $\mu_n(\mathbf{m})$ is idempotent for any $\mathbf{m} \in \mathcal{M}_k$. The penultimate line follows from Lemma B.3(a), Lemma B.3(b), Assumptions 2.1, 2.3, and the Markov inequality. For the second and third terms of the penultimate line, observe that for $\mathcal{S}_p \ni \tilde{\boldsymbol{\tau}}_p := \frac{\boldsymbol{\beta}}{\|\boldsymbol{\beta}\|}$,

$$\frac{1}{p} \boldsymbol{\beta}' \mathbb{E}_n[\mathbf{x}'_i \hat{\varepsilon}_{\mathbf{m}^*, i}] = \tilde{\boldsymbol{\tau}}_p' \mathbb{E}_n[\mathbf{x}'_i \hat{\varepsilon}_{\mathbf{m}^*, i}] / (p \|\boldsymbol{\beta}\|^{-1}).$$

The second term of the penultimate line further uses the boundedness condition on $\boldsymbol{\beta}_o$ (Assumption 2.1). For the last line, notice that $k(np)^{-1} \leq n^{-1}$ as $k \leq p$.

As $\eta_m > 0$ is arbitrary, it can be chosen sufficiently small such that $\sqrt{2} \geq \eta_m > 0$, then

$$\begin{aligned} \|\hat{\mathbf{m}}_n - \mathbf{m}_o\| &= \|\hat{\mathbf{m}}_n - \mathbf{m}_o\| \cdot \mathbf{I}(\|\hat{\mathbf{m}}_n - \mathbf{m}_o\| \geq \eta_m) + \|\hat{\mathbf{m}}_n - \mathbf{m}_o\| \cdot \mathbf{I}(\|\hat{\mathbf{m}}_n - \mathbf{m}_o\| < \eta_m) \\ &= \|\hat{\mathbf{m}}_n - \mathbf{m}_o\| \cdot \mathbf{I}(\|\hat{\mathbf{m}}_n - \mathbf{m}_o\| \geq \eta_m) \\ &\lesssim \mathbf{I}(\|\hat{\mathbf{m}}_n - \mathbf{m}_o\| \geq \eta_m) \text{ a.s.} \end{aligned}$$

The second equality follows because $\mathbf{m} \in \mathcal{M}_k$ is a binary matrix with $\{0, 1\}$ entries whence $\|\hat{\mathbf{m}}_n - \mathbf{m}_o\| \cdot \mathbf{I}(\|\hat{\mathbf{m}}_n - \mathbf{m}_o\| < \sqrt{2}) = 0$ by construction, i.e., $\mathbf{I}(\|\hat{\mathbf{m}}_n - \mathbf{m}_o\| < \sqrt{2}) = 1$ if and only if $\|\hat{\mathbf{m}}_n - \mathbf{m}_o\| = 0$. The last line follows from the triangle inequality and the boundedness of group sizes from above (Condition 2.1). It follows from the foregoing that

$$\mathbb{E}[\|\hat{\mathbf{m}}_n - \mathbf{m}_o\|] \lesssim \mathbb{P}(\|\hat{\mathbf{m}}_n - \mathbf{m}_o\| \geq \eta_m) = O(\|\mathbf{b}_k\|^2/p) + O(n^{-1}).$$

The conclusion follows from the Markov inequality. \square

A.5 Proof of Theorem 3.2

Thanks to the decomposition

$$\hat{\boldsymbol{\beta}}_n - \boldsymbol{\beta}_o = \hat{\mathbf{m}}_n \hat{\boldsymbol{\delta}}_n(\hat{\mathbf{m}}_n) - \hat{\mathbf{m}}_n \hat{\boldsymbol{\delta}}_n(\mathbf{m}_o) + \hat{\mathbf{m}}_n \hat{\boldsymbol{\delta}}_n(\mathbf{m}_o) - \hat{\mathbf{m}}_n \boldsymbol{\delta}_o + \hat{\mathbf{m}}_n \boldsymbol{\delta}_o - \mathbf{m}_o \boldsymbol{\delta}_o + \mathbf{m}_o \boldsymbol{\delta}_o - \boldsymbol{\beta}_o,$$

one obtains the following useful decomposition for the study of GPE's convergence rate:

(A.3)

$$\boldsymbol{\tau}'_p(\hat{\boldsymbol{\beta}}_n - \boldsymbol{\beta}_o) = \boldsymbol{\tau}'_p \hat{\mathbf{m}}_n(\hat{\boldsymbol{\delta}}_n(\mathbf{m}_o) - \boldsymbol{\delta}_o) + \boldsymbol{\tau}'_p \hat{\mathbf{m}}_n(\hat{\boldsymbol{\delta}}_n(\hat{\mathbf{m}}_n) - \hat{\boldsymbol{\delta}}_n(\mathbf{m}_o)) + \boldsymbol{\tau}'_p(\hat{\mathbf{m}}_n - \mathbf{m}_o)\boldsymbol{\delta}_o + \boldsymbol{\tau}'_p \mathbf{b}_k.$$

From the proof of Lemma B.4, $\hat{\boldsymbol{\delta}}_n(\mathbf{m}_o) - \boldsymbol{\delta}_o = \hat{A}_{\mathbf{m}_o}^{-1} \mathbf{m}'_o \mathbb{E}_n[\mathbf{x}'_i \mathbf{x}_i] \mathbf{b}_k + \hat{A}_{\mathbf{m}_o}^{-1} \mathbf{m}'_o \mathbb{E}_n[\mathbf{x}'_i \varepsilon_i]$. Applying this expression to further decompose (A.3) gives:

$$\begin{aligned} \boldsymbol{\tau}'_p(\hat{\boldsymbol{\beta}}_n - \boldsymbol{\beta}_o) &= \boldsymbol{\tau}'_p \mathbf{m}_o(\hat{\boldsymbol{\delta}}_n(\mathbf{m}_o) - \boldsymbol{\delta}_o) \\ &\quad + \boldsymbol{\tau}'_p(\hat{\mathbf{m}}_n - \mathbf{m}_o)(\hat{\boldsymbol{\delta}}_n(\mathbf{m}_o) - \boldsymbol{\delta}_o) + \boldsymbol{\tau}'_p \hat{\mathbf{m}}_n(\hat{\boldsymbol{\delta}}_n(\hat{\mathbf{m}}_n) - \hat{\boldsymbol{\delta}}_n(\mathbf{m}_o)) + \boldsymbol{\tau}'_p(\hat{\mathbf{m}}_n - \mathbf{m}_o)\boldsymbol{\delta}_o + \boldsymbol{\tau}'_p \mathbf{b}_k \\ &= \boldsymbol{\tau}'_p \mathbf{m}_o \hat{A}_{\mathbf{m}_o}^{-1} \mathbf{m}'_o \mathbb{E}_n[\mathbf{x}'_i \varepsilon_i] + \boldsymbol{\tau}'_p \hat{\boldsymbol{\beta}}_k. \end{aligned}$$

Observe that

(A.4)

$$\widehat{\mathcal{B}}_k = \mathbf{m}_o \hat{A}_{\mathbf{m}_o}^{-1} \mathbf{m}'_o \mathbb{E}_n[\mathbf{x}'_i \mathbf{x}_i] \mathbf{b}_k + (\hat{\mathbf{m}}_n - \mathbf{m}_o)(\hat{\boldsymbol{\delta}}_n(\mathbf{m}_o) - \boldsymbol{\delta}_o) + \hat{\mathbf{m}}_n(\hat{\boldsymbol{\delta}}_n(\hat{\mathbf{m}}_n) - \hat{\boldsymbol{\delta}}_n(\mathbf{m}_o)) + (\hat{\mathbf{m}}_n - \mathbf{m}_o) \boldsymbol{\delta}_o + \mathbf{b}_k$$

simplifies to $\widehat{\mathcal{B}}_k = \widehat{\boldsymbol{\beta}}_n - \mathbf{m}_o \hat{\boldsymbol{\delta}}_n(\mathbf{m}_o) + (\mathbf{I}_p + \mathbf{m}_o \hat{A}_{\mathbf{m}_o}^{-1} \mathbf{m}'_o \mathbb{E}_n[\mathbf{x}'_i \mathbf{x}_i]) \mathbf{b}_k$ as given in the main text.

(a) The proof of this part proceeds by studying the summands of (A.4) in turn.

Step I: Under Assumption 3.3,

$$\boldsymbol{\tau}'_p \mathbf{m}_o \hat{A}_{\mathbf{m}_o}^{-1} \mathbf{m}'_o \mathbb{E}_n[\mathbf{x}'_i \mathbf{x}_i] \mathbf{b}_k = O_p(\|\mathbf{b}_k\|)$$

follows from the first part of the proof of Lemma B.4.

Step II: $\boldsymbol{\tau}'_p(\hat{\mathbf{m}}_n - \mathbf{m}_o)(\hat{\boldsymbol{\delta}}_n(\mathbf{m}_o) - \boldsymbol{\delta}_o) = 0$ if $\|\hat{\mathbf{m}}_n - \mathbf{m}_o\| = 0$ otherwise define $\tilde{\boldsymbol{\tau}}_k := (\hat{\mathbf{m}}_n - \mathbf{m}_o) \boldsymbol{\tau}_p / \|(\hat{\mathbf{m}}_n - \mathbf{m}_o) \boldsymbol{\tau}_p\|$. Under the conditions of Lemma B.4, Theorem 3.1, and Proposition 2.1,

$$\begin{aligned} \boldsymbol{\tau}'_p(\hat{\mathbf{m}}_n - \mathbf{m}_o)(\hat{\boldsymbol{\delta}}_n(\mathbf{m}_o) - \boldsymbol{\delta}_o) &= \tilde{\boldsymbol{\tau}}'_k(\hat{\boldsymbol{\delta}}_n(\mathbf{m}_o) - \boldsymbol{\delta}_o) \cdot \|\hat{\mathbf{m}}_n - \mathbf{m}_o\| \\ &= O_p(\|\mathbf{b}_k\|^2 / (p\sqrt{n})) + O_p(\|\mathbf{b}_k\|^3 / p) + O_p(\|\mathbf{b}_k\| / n) + O_p(n^{-3/2}) \\ &= O_p(\|\mathbf{b}_k\|^2 / (p\sqrt{n})) + O_p(\|\mathbf{b}_k\| / k^2) + O_p(\|\mathbf{b}_k\| / n) + O_p(n^{-3/2}) \end{aligned}$$

since $\|\mathbf{b}_k\|^3 / p \asymp p^{3/2} / (pk^3) = (\sqrt{p}/k) / k^2 \asymp \|\mathbf{b}_k\| / k^2$ by Theorem 3.1 if $k < |\text{supp}(\boldsymbol{\beta}_o)|$ and zero otherwise.

Step III: Define $\tilde{\boldsymbol{\tau}}_k := \hat{\mathbf{m}}_n \boldsymbol{\tau}_p / \|\hat{\mathbf{m}}_n \boldsymbol{\tau}_p\|$, then

$$|\boldsymbol{\tau}'_p \hat{\mathbf{m}}_n(\hat{\boldsymbol{\delta}}_n(\hat{\mathbf{m}}_n) - \hat{\boldsymbol{\delta}}_n(\mathbf{m}_o))| = |\tilde{\boldsymbol{\tau}}'_k(\hat{\boldsymbol{\delta}}_n(\hat{\mathbf{m}}_n) - \hat{\boldsymbol{\delta}}_n(\mathbf{m}_o))| \cdot \|\boldsymbol{\tau}'_p \hat{\mathbf{m}}_n\| \lesssim |\tilde{\boldsymbol{\tau}}'_k(\hat{\boldsymbol{\delta}}_n(\hat{\mathbf{m}}_n) - \hat{\boldsymbol{\delta}}_n(\mathbf{m}_o))|$$

since group sizes are uniformly bounded from above (Condition 2.1). It follows from the conditions of Lemma B.5 that $\boldsymbol{\tau}'_p \hat{\mathbf{m}}_n(\hat{\boldsymbol{\delta}}_n(\hat{\mathbf{m}}_n) - \hat{\boldsymbol{\delta}}_n(\mathbf{m}_o)) = O_p(\|\mathbf{b}_k\|^2 / \sqrt{p}) + O_p(\sqrt{p}/n)$.

Step IV: Define $\tilde{\boldsymbol{\tau}}_k := (\hat{\mathbf{m}}_n - \mathbf{m}_o) \boldsymbol{\tau}_p / \|(\hat{\mathbf{m}}_n - \mathbf{m}_o) \boldsymbol{\tau}_p\|$ if $\hat{\mathbf{m}}_n \neq \mathbf{m}_o$ else $|\boldsymbol{\tau}'_p(\hat{\mathbf{m}}_n - \mathbf{m}_o) \boldsymbol{\delta}_o| = 0$.

$$|\boldsymbol{\tau}'_p(\hat{\mathbf{m}}_n - \mathbf{m}_o) \boldsymbol{\delta}_o| = |\tilde{\boldsymbol{\tau}}'_k \boldsymbol{\delta}_o| \cdot \|\hat{\mathbf{m}}_n - \mathbf{m}_o\| \lesssim \sqrt{k} \|\hat{\mathbf{m}}_n - \mathbf{m}_o\| \leq \sqrt{p} \|\hat{\mathbf{m}}_n - \mathbf{m}_o\|$$

under Assumption 2.1 since elements of $\boldsymbol{\delta}_o$ are averages of sub-vectors of $\boldsymbol{\beta}_o$ and $k \leq p$. Thus, $\boldsymbol{\tau}'_p(\hat{\mathbf{m}}_n - \mathbf{m}_o)\boldsymbol{\delta}_o = O_p(\|\mathbf{b}_k\|^2/\sqrt{p}) + O_p(\sqrt{p}/n)$ by Theorem 3.1.

Putting terms together, $\boldsymbol{\tau}'_p\hat{\mathcal{B}}_k = O_p(\|\mathbf{b}_k\|) + O_p(\|\mathbf{b}_k\|^2/\sqrt{p}) + O_p(\sqrt{p}/n) = O_p(\|\mathbf{b}_k\|) + O_p(\sqrt{p}/n)$ by the argument in (A.1). Further, $O_p(\sqrt{p}/n) = o(n^{-1/2})$ under Assumption 3.2, whence $\boldsymbol{\tau}'_p\hat{\mathcal{B}}_k = O_p(\|\mathbf{b}_k\|) + o_p(n^{-1/2})$.

(b) This part follows from the second part of the proof of Lemma B.4, i.e.,

$$\boldsymbol{\tau}'_p(\hat{\boldsymbol{\beta}}_n - \boldsymbol{\beta}_o - \hat{\mathcal{B}}_k) = \boldsymbol{\tau}'_p\mathbf{m}_o\hat{A}_{m_o}^{-1}\mathbf{m}'_o\mathbb{E}_n[\mathbf{x}'_i\varepsilon_i] = O_p(n^{-1/2}).$$

(c) From part (b) above, Assumption 3.3, the continuity of the inverse at a non-singular matrix, and the continuous mapping theorem,

$$\sqrt{n}\boldsymbol{\tau}'_p(\hat{\boldsymbol{\beta}}_n - \boldsymbol{\beta}_o - \hat{\mathcal{B}}_k) = \boldsymbol{\tau}'_p\mathbf{m}_o\hat{A}_{m_o}^{-1}\mathbf{m}'_o(\sqrt{n}\mathbb{E}_n[\mathbf{x}'_i\varepsilon_i]) + o_p(1).$$

Under Assumptions 2.2 and 3.1,

$$\text{var}[\boldsymbol{\tau}'_p\mathbf{m}_o\hat{A}_{m_o}^{-1}\mathbf{m}'_o(\sqrt{n}\mathbb{E}_n[\mathbf{x}'_i\varepsilon_i])] = \boldsymbol{\tau}'_p\mathbf{m}_o\hat{A}_{m_o}^{-1}\mathbf{m}'_o\mathbb{E}[\mathbf{x}'\mathbf{x}\varepsilon^2]\mathbf{m}_o\hat{A}_{m_o}^{-1}\mathbf{m}'_o\boldsymbol{\tau}_p = \sigma_\theta^2.$$

The conclusion follows from Lemma B.2. □

A.6 Proof of Theorem 3.3

Recall the decomposition: $\hat{\boldsymbol{\beta}}_n - \boldsymbol{\beta}_o = \hat{\mathcal{A}}_k + \hat{\mathcal{B}}_k$ used in Theorem 3.2, and observe that under the DGP (1.1), the average squared GPE residuals can be expressed as

(A.5)

$$\begin{aligned} \mathbb{E}_n[(y_i - \mathbf{x}_i\hat{\boldsymbol{\beta}}_n)^2] &= \mathbb{E}_n[\varepsilon_i^2] - 2(\hat{\boldsymbol{\beta}}_n - \boldsymbol{\beta}_o)'\mathbb{E}_n[\mathbf{x}'_i\varepsilon_i] + (\hat{\boldsymbol{\beta}}_n - \boldsymbol{\beta}_o)'\mathbb{E}_n[\mathbf{x}'_i\mathbf{x}_i](\hat{\boldsymbol{\beta}}_n - \boldsymbol{\beta}_o) \\ &= \mathbb{E}_n[\varepsilon_i^2] - 2\hat{\mathcal{A}}'_k\mathbb{E}_n[\mathbf{x}'_i\varepsilon_i] + \hat{\mathcal{A}}'_k\mathbb{E}_n[\mathbf{x}'_i\mathbf{x}_i]\hat{\mathcal{A}}_k + 2\hat{\mathcal{B}}'_k\mathbb{E}_n[\mathbf{x}'_i\mathbf{x}_i]\hat{\mathcal{A}}_k - 2\hat{\mathcal{B}}'_k\mathbb{E}_n[\mathbf{x}'_i\varepsilon_i] \\ &\quad + \hat{\mathcal{B}}'_k\mathbb{E}_n[\mathbf{x}'_i\mathbf{x}_i]\hat{\mathcal{B}}_k \\ &= \mathbb{E}_n[\varepsilon_i^2] - \mathbb{E}_n[\varepsilon_i\mathbf{x}_i]\mathbf{m}_o\hat{A}_{m_o}^{-1}\mathbf{m}'_o\mathbb{E}_n[\mathbf{x}'_i\varepsilon_i] \\ &\quad - 2\hat{\mathcal{B}}'_k(\mathbf{I}_p - \mathbb{E}_n[\mathbf{x}'_i\mathbf{x}_i]\mathbf{m}_o\hat{A}_{m_o}^{-1}\mathbf{m}'_o)\mathbb{E}_n[\mathbf{x}'_i\varepsilon_i] + \hat{\mathcal{B}}'_k\mathbb{E}_n[\mathbf{x}'_i\mathbf{x}_i]\hat{\mathcal{B}}_k. \end{aligned}$$

It follows from (A.5) and the conditions of Lemma B.6 that

$$\begin{aligned}
& \mathbb{E}_n[(y_i - \mathbf{x}_i \widehat{\boldsymbol{\beta}}_n^k)^2] - \mathbb{E}_n[(y_i - \mathbf{x}_i \widehat{\boldsymbol{\beta}}_n^{k+1})^2] \\
&= \mathbb{E}_n[\varepsilon_i \mathbf{x}_i \mathbf{m}_o^{(k+1)} \widehat{A}_{m_o^{k+1}}^{-1} \mathbf{m}_o^{(k+1)'} \mathbb{E}_n[\mathbf{x}'_i \varepsilon_i] - \mathbb{E}_n[\varepsilon_i \mathbf{x}_i \mathbf{m}_o^k \widehat{A}_{m_o^k}^{-1} \mathbf{m}_o^{k'} \mathbb{E}_n[\mathbf{x}'_i \varepsilon_i]] \\
&- 2 \left(\widehat{\boldsymbol{\beta}}_k' (\mathbf{I}_p - \mathbb{E}_n[\mathbf{x}'_i \mathbf{x}_i] \mathbf{m}_o^k \widehat{A}_{m_o^k}^{-1} \mathbf{m}_o^{k'}) - \widehat{\boldsymbol{\beta}}_{k+1}' (\mathbf{I}_p - \mathbb{E}_n[\mathbf{x}'_i \mathbf{x}_i] \mathbf{m}_o^{(k+1)} \widehat{A}_{m_o^{k+1}}^{-1} \mathbf{m}_o^{(k+1)'}) \right) \mathbb{E}_n[\mathbf{x}'_i \varepsilon_i] \\
&+ \widehat{\boldsymbol{\beta}}_k' \mathbb{E}_n[\mathbf{x}'_i \mathbf{x}_i] \widehat{\boldsymbol{\beta}}_k - \widehat{\boldsymbol{\beta}}_{k+1}' \mathbb{E}_n[\mathbf{x}'_i \mathbf{x}_i] \widehat{\boldsymbol{\beta}}_{k+1} \\
\text{(A.6)} \\
&= O_p(n^{-1}) + O_p(n^{-1/2} \mathbb{E}[\|\widehat{\boldsymbol{\beta}}_k\|]) + O_p(\mathbb{E}[\|\widehat{\boldsymbol{\beta}}_k\|^2])
\end{aligned}$$

under Assumptions 2.1 to 2.3 and 3.1 and that $\|\mathbf{b}_k\|$ is non-increasing in k (Proposition 2.1) – recall $\boldsymbol{\tau}'_p \widehat{\boldsymbol{\beta}}_k = O_p(\|\mathbf{b}_k\|) + o_p(n^{-1/2})$ by Theorem 3.2(a). Thus

$$n \widehat{\varphi}_n(k) = \frac{O_p(1) + O_p(n^{1/2} \mathbb{E}[\|\widehat{\boldsymbol{\beta}}_k\|]) + O_p(n \mathbb{E}[\|\widehat{\boldsymbol{\beta}}_k\|^2])}{O_p(1) + O_p(n^{-1/2} \mathbb{E}[\|\widehat{\boldsymbol{\beta}}_{k+1}\|]) + O_p(\mathbb{E}[\|\widehat{\boldsymbol{\beta}}_{k+1}\|^2])}.$$

The first term of (A.6) is always $O_p(n^{-1})$ under the conditions of Lemma B.6. The foregoing implies $n \widehat{\varphi}_n(k) = O_p(1)$ if and only if $a_k \leq 2$, i.e., $\|\widehat{\boldsymbol{\beta}}_k\| = O_p(n^{-1/a_k}) = O_p(n^{-1/2})$.

The “if” part is trivial so we only show the “only if” part. Since $\|\mathbf{b}_k\|$ is non-increasing in k (Proposition 2.1), $O_p(n^{1/2} \mathbb{E}[\|\widehat{\boldsymbol{\beta}}_k\|]) - O_p(n^{-1/2} \mathbb{E}[\|\widehat{\boldsymbol{\beta}}_{k+1}\|]) = O_p(n^{1/2} \mathbb{E}[\|\widehat{\boldsymbol{\beta}}_k\|])$ and $O_p(n \mathbb{E}[\|\widehat{\boldsymbol{\beta}}_k\|^2]) - O_p(\mathbb{E}[\|\widehat{\boldsymbol{\beta}}_{k+1}\|^2]) = O_p(n \mathbb{E}[\|\widehat{\boldsymbol{\beta}}_k\|^2])$ by Theorem 3.2(a). Thus, $n \widehat{\varphi}_n(k) = O_p(1)$, i.e.,

$$\frac{O_p(1) + O_p(n^{1/2} \mathbb{E}[\|\widehat{\boldsymbol{\beta}}_k\|]) + O_p(n \mathbb{E}[\|\widehat{\boldsymbol{\beta}}_k\|^2])}{O_p(1) + O_p(n^{-1/2} \mathbb{E}[\|\widehat{\boldsymbol{\beta}}_{k+1}\|]) + O_p(\mathbb{E}[\|\widehat{\boldsymbol{\beta}}_{k+1}\|^2])} = O_p(1)$$

implies $O_p(n \mathbb{E}[\|\widehat{\boldsymbol{\beta}}_k\|^2]) + O_p(n^{1/2} \mathbb{E}[\|\widehat{\boldsymbol{\beta}}_k\|]) = O_p(1)$ which further implies $n^{1/2} \mathbb{E}[\|\widehat{\boldsymbol{\beta}}_k\|] \lesssim 1$, i.e., $a_k \leq 2$ or $\|\widehat{\boldsymbol{\beta}}_k\| = O_p(n^{-1/2})$ by the Markov inequality.

The second term of (A.6) dominates the third if $a_k < 2$, but the third term dominates the second if $a_k > 2$. This implies $n \widehat{\varphi}_n(k) \rightarrow \infty$ as $n \rightarrow \infty$ when $a_k > 2$ as $\widehat{\varphi}_n(k)$ is non-negative. \square

B Supporting Lemmata

Lemmata contained in this section are used in the proofs of technical results in the main text.

B.1 Convergence rate: non-stochastic k-means clustering

Consider the kmeans-clustering problem for a non-stochastic vector $\mathcal{B}_p = \{b_j, 1 \leq j \leq p\}$ in \mathbb{R} . The problem involves partitioning \mathcal{B}_p into k groups $\mathcal{S} = \{S_1, \dots, S_k\}$, $k \geq 1$, in order to minimise the sum of within-group sums of squared deviations:

$$\{g_1^*, \dots, g_p^*\} = \arg \min_{\{g_1, \dots, g_p\}} \sum_{j=1}^p (b_j - \tilde{b}(g_j))^2$$

where $\tilde{b}(l)$ is the mean of elements b_j in group $S_l := \{b_j \in \mathcal{B}_p : g_j = l\}$, and $g_j \in \{1, \dots, k\}$. Let $\{S_l^*, 1 \leq l \leq k\}$ denote the sets of optimal group assignments and $|S_l|$ denote the cardinality of S_l . The following lemma establishes a worst-case bound on the maximum absolute within-group deviation and the average of within-group squared deviations in terms of k .

Lemma B.1. *Suppose $\mathcal{B}_p = \{b_j, 1 \leq j \leq p\}$ has a compact support in \mathbb{R} uniformly in p , $\{g_1^*, \dots, g_p^*\} := \arg \min_{\{g_1, \dots, g_p\}} \sum_{j=1}^p (b_j - \tilde{b}(g_j))^2$ are the optimal group assignments where $g_j \in \{1, \dots, k\}$ for each $j \in \{1, \dots, p\}$, and group sizes are bounded above and away from zero uniformly in k where $k < |\text{supp}(\mathcal{B}_p)|$, i.e., k is less than the number of support points of \mathcal{B}_p , then (a) $\max_{1 \leq j \leq p} |b_j - \tilde{b}(g_j^*)| \lesssim 1/k$ and (b) $\min_{\{g_1, \dots, g_p\}} \frac{1}{p} \sum_{j=1}^p (b_j - \tilde{b}(g_j))^2 \lesssim 1/k^2$.*

Proof: $\max_{1 \leq j \leq p} |b_j| < \infty$ by the boundedness of the support of \mathcal{B}_p , hence let $C_b > 0$ be a uniform upper bound such that $C_b \geq 2 \max_{1 \leq j \leq p} |b_j|$ uniformly in p .

$$\begin{aligned}
\min_{\{g_1, \dots, g_p\}} \frac{1}{p} \sum_{j=1}^p (b_j - \tilde{b}(g_j))^2 &= \min_{\mathcal{S}} \frac{1}{p} \sum_{l=1}^k \sum_{b \in S_l} (b - \tilde{b}(l))^2 \\
&= \frac{1}{p} \sum_{l=1}^k \sum_{b \in S_l^*} (b - \tilde{b}(l))^2 \leq \sum_{l=1}^k \frac{|S_l^*|}{p} \max_{b \in S_l^*} |b - \tilde{b}(l)|^2 \\
&=: \sum_{l=1}^k \tilde{p}_l \tilde{r}_l^2
\end{aligned}$$

where $\{S_1^*, \dots, S_k^*\} = \arg \min_{\mathcal{S}} \frac{1}{p} \sum_{l=1}^k \sum_{b \in S_l} (b - \tilde{b}(l))^2$, $\tilde{p}_l := \frac{|S_l^*|}{p}$, and $\tilde{r}_l := \max_{b \in S_l^*} |b - \tilde{b}(l)|$ is the l 'th group's maximum within-group deviation from the group mean. $\sum_{l=1}^k \tilde{p}_l = 1$ such that $\tilde{p}_l > 0$ for each $l = 1, \dots, k$ as there are no empty groups.

Denote the diameter of group S_l^* by $\text{diam}(S_l^*) = \max_{b_1, b_2 \in S_l^*} |b_1 - b_2|$. At the minimised sum of within-group sums of squared deviations, the sum of group diameters cannot exceed the length of the support, i.e., $\sum_{l=1}^k \text{diam}(S_l^*) \leq C_b$ because groups do not overlap – see, e.g., Fisher (1958) on the contiguity of least squares partitions. Since maximum within-group deviation from the group mean cannot exceed the diameter of the group, i.e., $\max_{1 \leq l \leq k} (\tilde{r}_l - \text{diam}(S_l^*)) \leq 0$, it follows that $\sum_{l=1}^k \tilde{r}_l \leq C_b$.

Define a parameter vector $\mathbf{r} = (r_1, \dots, r_k)' \in \mathbb{R}_+^k$, then

$$\sum_{l=1}^k \tilde{p}_l \tilde{r}_l^2 \leq \max_{\mathbf{r}} \sum_{l=1}^k \tilde{p}_l r_l^2 \text{ subject to } \sum_{l=1}^k r_l \leq C_b.$$

The Lagrangean corresponding to the constrained maximisation problem above is given by

$$\mathcal{L}(\mathbf{r}, \lambda) = \sum_{l=1}^k \tilde{p}_l r_l^2 - \lambda \left(\sum_{l=1}^k r_l - C_b \right)$$

where $\lambda \geq 0$ is the Lagrange multiplier. Taking partial derivatives gives

$$\text{(B.1)} \quad \frac{\partial \mathcal{L}(\mathbf{r})}{\partial r_l} := 2\tilde{p}_l r_l - \lambda, \quad l = 1, \dots, k \text{ and}$$

$$\text{(B.2)} \quad \frac{\partial \mathcal{L}(\mathbf{r})}{\partial \lambda} := -\left(\sum_{l=1}^k r_l - C_b \right).$$

The case of $\lambda = 0$ implies the maximiser of $\mathcal{L}(\mathbf{r})$ is $r_l^* = 0$ for each $l = 1, \dots, k$ from (B.1) but this rather minimises the objective function. This case is hence ruled out. For $\lambda > 0$, (B.2) gives $\sum_{l=1}^k r_l - C_b = 0$ which is equivalently expressed as $r_k = C_b - \sum_{l=1}^{k-1} r_l$. Setting the set of equations (B.1) to zero results in $2\tilde{p}_l r_l = \lambda$ for each $l = 1, \dots, k$ and $\tilde{p}_l r_l = \tilde{p}_k r_k$ for each $l = 1, \dots, k-1$ with $r_k = C_b - \sum_{l=1}^{k-1} r_l$. Substituting $r_k = C_b - \sum_{l=1}^{k-1} r_l$ into the $k-1$ equations gives $\tilde{p}_l r_l = \tilde{p}_k (C_b - \sum_{l=1}^{k-1} r_l)$, $l = 1, \dots, k-1$. Dividing through by \tilde{p}_k and rearranging terms gives $\mathbf{A}\mathbf{r}_{-k} = \mathbb{1}_{k-1}C_b$ where

$$\mathbf{A} = \begin{pmatrix} 1 + \frac{\tilde{p}_1}{\tilde{p}_k} & 1 & \dots & 1 \\ \vdots & \ddots & \dots & \vdots \\ 1 & 1 & \dots & 1 + \frac{\tilde{p}_{k-1}}{\tilde{p}_k} \end{pmatrix}$$

, $\mathbf{r}_{-k} = (r_1, \dots, r_{k-1})'$, and $\mathbb{1}_{k-1}$ is a $(k-1) \times 1$ vector of ones. $\mathbf{A}\mathbf{r}_{-k} = \mathbb{1}_{k-1}C_b$ is solved by $\mathbf{r}_{-k}^* := \mathbf{A}^{-1}\mathbb{1}_{k-1}C_b$. The next step is to obtain the explicit expression for \mathbf{A}^{-1} .

Note that $\mathbf{A} = \mathbf{D} + \mathbb{1}_{k-1}\mathbb{1}'_{k-1}$ where \mathbf{D} is a diagonal matrix with diagonal entries $\{D_{ll} := \frac{\tilde{p}_l}{\tilde{p}_k}, 1 \leq l \leq k-1\}$. Applying the formula of Sherman and Morrison (1949), see e.g., Bartlett (1951, eqn. 2),

$$(\mathbf{A}^{-1})_{ll'} = \begin{cases} \frac{\tilde{p}_k}{\tilde{p}_l} - \frac{\tilde{p}_k^2}{q\tilde{p}_l^2} & \text{if } l = l' \\ -\frac{\tilde{p}_k^2}{q\tilde{p}_l\tilde{p}_{l'}} & \text{if } l \neq l' \end{cases}$$

where $q = 1 + \sum_{\ell=1}^{k-1} \frac{\tilde{p}_k}{\tilde{p}_\ell}$. It hence follows that for each $l \in \{1, \dots, k-1\}$,

$$\begin{aligned} r_l^* &= C_b \sum_{l'=1}^{k-1} (\mathbf{A}^{-1})_{ll'} = C_b \left(\frac{\tilde{p}_k}{\tilde{p}_l} - \frac{\tilde{p}_k^2}{q\tilde{p}_l^2} - \sum_{l' \neq l}^{k-1} \frac{\tilde{p}_k^2}{q\tilde{p}_l\tilde{p}_{l'}} \right) = C_b \frac{\tilde{p}_k}{q\tilde{p}_l} \left(q - \sum_{l'=1}^{k-1} \frac{\tilde{p}_k}{\tilde{p}_{l'}} \right) \\ &= C_b \frac{\tilde{p}_k}{(1 + \sum_{l'=1}^{k-1} \frac{\tilde{p}_k}{\tilde{p}_{l'}})\tilde{p}_l} = C_b \frac{1}{\sum_{l'=1}^k \frac{\tilde{p}_l}{\tilde{p}_{l'}}} = C_b \frac{1}{\sum_{l'=1}^k \frac{|S_l^*|}{|S_{l'}^*|}} \lesssim 1/k \end{aligned}$$

under conditions $C_b < \infty$ and the uniform boundedness of group sizes $\{|S_l^*|, 1 \leq l \leq k\}$ above and away from zero. Also, observe that $r_k^* = C_b - \sum_{l=1}^{k-1} r_l^* = C_b \frac{1}{\sum_{l'=1}^k \frac{\tilde{p}_k}{\tilde{p}_{l'}}} = C_b \frac{1}{\sum_{l'=1}^k \frac{|S_l^*|}{|S_{l'}^*|}} \lesssim 1/k$.

Thus, $r_l^* \lesssim 1/k$ for all $l \in \{1, \dots, k\}$, and that concludes the proof of the first part.

(b) From part (a), note that $\min_{\{g_1, \dots, g_p\}} \frac{1}{p} \sum_{j=1}^p (b_j - \tilde{b}(g_j))^2 \leq \sum_{l=1}^k \tilde{p}_l \tilde{r}_l^2 \leq \max_{1 \leq l \leq k} \tilde{r}_l^2 \sum_{l=1}^k \tilde{p}_l =$

$\max_{1 \leq l \leq k} \tilde{r}_l^2 \lesssim 1/k^2$ recalling that $\sum_{l=1}^k \tilde{p}_l = 1$.

□

B.2 Triangular array CLT

Define the triangular array $\{S_{in}, 1 \leq i \leq n, n \in \mathbb{N}\}$ where $S_{in} = \tilde{S}_{in}/s_n$, $\tilde{S}_{in} = \boldsymbol{\tau}_p' \mathbf{x}'_i \varepsilon_i$, $s_n^2 = \sum_{i=1}^n \boldsymbol{\tau}_p' \mathbb{E}[\mathbf{x}'_i \varepsilon_i^2] \boldsymbol{\tau}_p$, and $\boldsymbol{\tau}_p \in \mathcal{S}_p$.

Lemma B.2. *Under Assumptions 2.2, 2.3 and 3.1, $\sum_{i=1}^n S_{in} \xrightarrow{d} \mathcal{N}(0, 1)$.*

Proof: First, $\mathbb{E}[\tilde{S}_{in}] = \boldsymbol{\tau}_p' \mathbb{E}[\mathbf{x}'_i \varepsilon_i] = \mathbb{E}[\mathbf{x}'_i \mathbb{E}[\varepsilon_i | \mathbf{x}_i]] = 0$ by Assumption 2.2 and the law of iterated expectations (LIE) for each $i = 1, \dots, n$. Second, under independent sampling (Assumption 3.1), $\mathbb{E}[(\sum_{i=1}^n S_{in})^2] = \sum_{i=1}^n \mathbb{E}[S_{in}^2] = s_n^2/s_n^2 = 1$. Third, it suffices to verify the Lyapunov condition $\lim_{n \rightarrow \infty} \sum_{i=1}^n \mathbb{E}[|S_{in}|^d] = 0$ in order to complete the proof.

By the LIE and Assumption 2.3

$$(B.3) \quad \mathbb{E}[\tilde{S}_{in}^2] = \boldsymbol{\tau}_p' \mathbb{E}[\mathbf{x}'_i \varepsilon_i^2] \boldsymbol{\tau}_p = \boldsymbol{\tau}_p' \mathbb{E}[\mathbf{x}'_i \mathbf{x}_i \mathbb{E}[\varepsilon_i^2 | \mathbf{x}_i]] \boldsymbol{\tau}_p \leq B \rho_{\max}(\mathbb{E}[\mathbf{x}' \mathbf{x}]) \lesssim 1.$$

This implies $s_n = O(n^{1/2})$. Since $\mathbb{E}[|\boldsymbol{\tau}_p' \mathbf{x}'_i|^d] \leq B$ by Assumption 2.3, it follows from the LIE and Assumption 2.3 that $\mathbb{E}[|\tilde{S}_{in}|^d] = \mathbb{E}[|\boldsymbol{\tau}_p' \mathbf{x}'_i|^d \mathbb{E}[|\varepsilon_i|^d | \mathbf{x}_i]] \leq B^2 < \infty$. Thus, $\sum_{i=1}^n \mathbb{E}[|\tilde{S}_{in}|^d] = O(n)$. Combining the foregoing, $\sum_{i=1}^n \mathbb{E}[|S_{in}|^d] = s_n^{-d} \sum_{i=1}^n \mathbb{E}[|\tilde{S}_{in}|^d] = O(n^{-(d/2-1)}) = o(1)$ since $d > 2$ (Assumption 2.3). The conclusion follows from Davidson (2021, Theorems 24.6 and 24.11).

□

B.3 Auxiliary Result I

The following lemma is used in the proof of Theorem 3.1. Let $\hat{\varepsilon}_{m_o, i}$ and $\hat{\varepsilon}_{m, i}$ denote the i 'th residual from regressing \mathcal{E} on $\mathbf{X}m$ and $\mathbf{X}m_o$, respectively.

Lemma B.3. *Fix $m \in \mathcal{M}_k$, then under Assumptions 2.2, 2.3, 3.1 and 3.3, (a) $\mathbb{P}\left(\left|\sum_{i=1}^n (\hat{\varepsilon}_{m_o, i}^2 - \hat{\varepsilon}_{m, i}^2)\right| \geq 1\right) \leq 2kB$; and (b) $\mathbb{P}(|\boldsymbol{\tau}_p' \mathbb{E}_n[\mathbf{x}'_i \hat{\varepsilon}_{m, i}]| \geq 1) \leq 2B^2/n$ for any $\boldsymbol{\tau}_p \in \mathcal{S}_p$.*

Proof: (a) Observe that $\mathbf{X}\mathbf{m}(\mathbf{m}\mathbf{X}'\mathbf{X}\mathbf{m})^{-1}\mathbf{m}'\mathbf{X}'$ is a projection matrix with k eigenvalues equal to one and the rest $n - k$ equal to zero (Hansen, 2022, Theorem 3.3). Let $h_{il}^{(m)}$ be i 'th element of the eigenvector associated with the l 'th eigenvalue of $\mathbf{X}\mathbf{m}(\mathbf{m}\mathbf{X}'\mathbf{X}\mathbf{m})^{-1}\mathbf{m}'\mathbf{X}'$. Recall $\hat{\varepsilon}_{m,i} = \varepsilon_i - \mathbf{x}_i\mathbf{m}\hat{A}_m^{-1}\mathbf{m}'\mathbb{E}_n[\mathbf{x}'_i\varepsilon_i]$. By the foregoing and the eigen-decomposition,

$$\begin{aligned} \sum_{i=1}^n (\hat{\varepsilon}_{m_o,i}^2 - \hat{\varepsilon}_{m,i}^2) &= n\mathbb{E}_n[\varepsilon_i\mathbf{x}_i]\mathbf{m}\hat{A}_m^{-1}\mathbf{m}'\mathbb{E}_n[\mathbf{x}'_i\varepsilon_i] - n\mathbb{E}_n[\varepsilon_i\mathbf{x}_i]\mathbf{m}_o\hat{A}_{m_o}^{-1}\mathbf{m}'_o\mathbb{E}_n[\mathbf{x}'_i\varepsilon_i] \\ &= \mathcal{E}'\mathbf{X}\mathbf{m}(\mathbf{m}\mathbf{X}'\mathbf{X}\mathbf{m})^{-1}\mathbf{m}'\mathbf{X}'\mathcal{E} - \mathcal{E}'\mathbf{X}\mathbf{m}_o(\mathbf{m}_o\mathbf{X}'\mathbf{X}\mathbf{m}_o)^{-1}\mathbf{m}'_o\mathbf{X}'\mathcal{E} \\ &= \sum_{l=1}^k \left(\sum_{i=1}^n h_{il}^{(m)}\varepsilon_i \right)^2 - \sum_{l=1}^k \left(\sum_{i=1}^n h_{il}^{(m_o)}\varepsilon_i \right)^2. \end{aligned}$$

By the triangle inequality and the arguments similar to those of Lemma B.6,

$$\begin{aligned} \mathbb{E} \left[\left| \sum_{i=1}^n (\hat{\varepsilon}_{m_o,i}^2 - \hat{\varepsilon}_{m,i}^2) \right| \right] &\leq \sum_{l=1}^k \mathbb{E} \left[\left(\sum_{i=1}^n h_{il}^{(m)}\varepsilon_i \right)^2 \right] + \sum_{l=1}^k \mathbb{E} \left[\left(\sum_{i=1}^n h_{il}^{(m_o)}\varepsilon_i \right)^2 \right] \\ &\leq 2kB \end{aligned}$$

under Assumptions 2.2, 2.3 and 3.1. The conclusion of this part follows from the Markov inequality.

(b) $\tau'_p\mathbb{E}_n[\mathbf{x}'_i\hat{\varepsilon}_{m,i}] = \tau'_p\mathbb{E}_n[\mathbf{x}'_i\varepsilon_i] - \tau'_p\mathbb{E}_n[\mathbf{x}'_i\mathbf{x}_i]\mathbf{m}\hat{A}_m^{-1}\mathbf{m}'\mathbb{E}_n[\mathbf{x}'_i\varepsilon_i]$, hence $(\tau'_p\mathbb{E}_n[\mathbf{x}'_i\hat{\varepsilon}_{m,i}])^2 = 2(\tau'_p\mathbb{E}_n[\mathbf{x}'_i\varepsilon_i])^2 + 2(\tau'_p\mathbb{E}_n[\mathbf{x}'_i\mathbf{x}_i]\mathbf{m}\hat{A}_m^{-1}\mathbf{m}'\mathbb{E}_n[\mathbf{x}'_i\varepsilon_i])^2$ by the c_r -inequality.

From (B.3), $\text{var}[\tau'_p\mathbb{E}_n[\mathbf{x}'_i\varepsilon_i]] \leq n^{-1}B^2$ under Assumptions 2.2, 2.3 and 3.1. Next, define $\mathcal{P}_n(\mathbf{m}) := \mathbf{X}\mathbf{m}(\mathbf{m}'\mathbf{X}'\mathbf{X}\mathbf{m})^{-1}\mathbf{m}\mathbf{X}'$ and $\tilde{\tau}_p := \mathbf{X}\tau_p/\|\mathbf{X}\tau_p\|$.

$$\begin{aligned} \tau'_p\mathbb{E}_n[\mathbf{x}'_i\mathbf{x}_i]\mathbf{m}\hat{A}_m^{-1}\mathbf{m}'\mathbb{E}_n[\mathbf{x}'_i\varepsilon_i] &= n^{-1}\tau'_p\mathbf{X}'\mathbf{X}\mathbf{m}(\mathbf{m}'\mathbf{X}'\mathbf{X}\mathbf{m})^{-1}\mathbf{m}'\mathbf{X}'\mathcal{E} \\ &= n^{-1}\tilde{\tau}'_p\mathbf{X}\mathbf{m}(\mathbf{m}'\mathbf{X}'\mathbf{X}\mathbf{m})^{-1}\mathbf{m}\mathbf{X}'\mathcal{E} \cdot \|\mathbf{X}\tau_p\| \\ &=: n^{-1}\tilde{\tau}'_p\mathcal{P}_n(\mathbf{m})\mathcal{E} \cdot \|\mathbf{X}\tau_p\|. \end{aligned}$$

Thus by the LIE, Assumptions 2.2, 2.3 and 3.1,

$$\begin{aligned}
\text{var}[\boldsymbol{\tau}'_p \mathbb{E}_n[\mathbf{x}'_i \mathbf{x}_i] \mathbf{m} \hat{A}_m^{-1} \mathbf{m}' \mathbb{E}_n[\mathbf{x}'_i \varepsilon_i]] &= n^{-2} \mathbb{E}[\|\mathbf{X} \boldsymbol{\tau}_p\|^2 \boldsymbol{\tau}'_p \mathcal{P}_n(\mathbf{m}) \mathbb{E}[\mathcal{E} \mathcal{E}' | \mathbf{X}] \mathcal{P}_n(\mathbf{m}) \tilde{\boldsymbol{\tau}}_p] \\
&\leq n^{-2} B \mathbb{E}[\|\mathbf{X} \boldsymbol{\tau}_p\|^2 \tilde{\boldsymbol{\tau}}'_p \mathcal{P}_n(\mathbf{m}) \tilde{\boldsymbol{\tau}}_p] \\
&\leq n^{-1} B \mathbb{E}[\boldsymbol{\tau}'_p \mathbb{E}_n[\mathbf{x}'_i \mathbf{x}_i] \boldsymbol{\tau}_p] \\
&= n^{-1} B \boldsymbol{\tau}'_p \mathbb{E}[\mathbf{x}' \mathbf{x}] \boldsymbol{\tau}_p \\
&\leq n^{-1} B^2.
\end{aligned}$$

The first inequality uses the *almost sure* bound on the conditional variance (Assumption 2.3) and the idempotence property of $\mathcal{P}_n(\mathbf{m})$. The second inequality follows because 1 is the maximum eigenvalue of $\mathcal{P}_n(\mathbf{m})$. The second equality holds by identical distribution (Assumption 3.1), and the last inequality follows from Assumption 2.3.

Taken together,

$$\begin{aligned}
\mathbb{P}(|\boldsymbol{\tau}'_p \mathbb{E}_n[\mathbf{x}'_i \hat{\varepsilon}_{m,i}]| \geq 1) &\leq \text{var}[\boldsymbol{\tau}'_p \mathbb{E}_n[\mathbf{x}'_i \hat{\varepsilon}_{m,i}]] \\
&\leq 2 \text{var}[\boldsymbol{\tau}'_p \mathbb{E}_n[\mathbf{x}'_i \varepsilon_i]] + 2 \text{var}[\boldsymbol{\tau}'_p \mathbb{E}[\mathbf{x}' \mathbf{x}] \mathbf{m} A_m^{-1} \mathbf{m}' \mathbb{E}_n[\mathbf{x}'_i \varepsilon_i]] \\
&\leq 2B^2/n
\end{aligned}$$

follows by the c_r - and Chebyshev's inequalities. \square

B.4 Auxiliary Result II

The following is essential, in addition to Theorem 3.1, in establishing the rate of convergence of GPE $\hat{\boldsymbol{\beta}}_n := \hat{\mathbf{m}}_n \hat{\boldsymbol{\delta}}_n(\hat{\mathbf{m}}_n)$. Recall $y_i = \mathbf{x}_i \mathbf{m}_o \boldsymbol{\delta}_o + \mathbf{x}_i \mathbf{b}_k + \varepsilon_i$. Thus for any $\mathbf{m} \in \mathcal{M}_k$ and $\boldsymbol{\tau}_p \in \mathbb{S}_p$,

$$\boldsymbol{\tau}'_p \mathbf{m} (\hat{\boldsymbol{\delta}}_n(\mathbf{m}_o) - \boldsymbol{\delta}_o) = \boldsymbol{\tau}'_p \mathbf{m} \hat{A}_{m_o}^{-1} \mathbf{m}'_o \mathbb{E}_n[\mathbf{x}'_i \mathbf{x}_i] \mathbf{b}_k + \boldsymbol{\tau}'_p \mathbf{m} \hat{A}_{m_o}^{-1} \mathbf{m}'_o \mathbb{E}_n[\mathbf{x}'_i \varepsilon_i].$$

Lemma B.4. *Let Assumptions 2.2, 2.3, 3.1 and 3.3 hold, then,*

$$\boldsymbol{\tau}'_p \mathbf{m} (\hat{\boldsymbol{\delta}}_n(\mathbf{m}_o) - \boldsymbol{\delta}_o) = O_p(n^{-1/2}) + O_p(\|\mathbf{b}_k\|)$$

for any $\mathbf{m} \in \mathcal{M}_k$ and $\tau_p \in \mathbb{S}_p$.

Proof: First, by the triangle inequality,

(B.4)

$$|\tau'_p \mathbf{m} \hat{A}_{m_o}^{-1} \mathbf{m}'_o \mathbb{E}_n[\mathbf{x}'_i \mathbf{x}_i] \mathbf{b}_k| \leq \mathbb{E}_n[|\tilde{\tau}'_p \mathbf{x}'_i \mathbf{x}_i \mathbf{b}_k|] \cdot \|\mathbf{m} A_{m_o}^{-1} \mathbf{m}'_o \tau_p\| + \mathbb{E}_n[|\tilde{\tau}'_p \mathbf{x}'_i \mathbf{x}_i \mathbf{b}_k|] \cdot \|\mathbf{m} (\hat{A}_{m_o}^{-1} - A_{m_o}^{-1}) \mathbf{m}'_o \tau_p\|$$

where $\tilde{\tau}_p := \mathbf{m} A_{m_o}^{-1} \mathbf{m}'_o \tau_p / \|\mathbf{m} A_{m_o}^{-1} \mathbf{m}'_o \tau_p\|$. Now, by Assumption 2.3, Assumption 3.1, and the Cauchy-Schwartz inequality,

$$\mathbb{E}[\mathbb{E}_n[|\tilde{\tau}'_p \mathbf{x}'_i \mathbf{x}_i \mathbf{b}_k|]] = \mathbb{E}[|\tilde{\tau}'_p \mathbf{x}' \mathbf{x} \mathbf{b}_k|] \leq \sqrt{\mathbb{E}[(\mathbf{x} \tilde{\tau}_p)^2] \mathbb{E}[(\mathbf{x} \mathbf{b}_k)^2]} \lesssim \|\mathbf{b}_k\|.$$

Thus, $\mathbb{E}_n[|\tilde{\tau}'_p \mathbf{x}'_i \mathbf{x}_i \mathbf{b}_k|] \cdot \|\mathbf{m} A_{m_o}^{-1} \mathbf{m}'_o\| = O_p(\|\mathbf{b}_k\|)$ by the Markov inequality, Assumption 2.3, and that group sizes of $\mathbf{m} \in \mathcal{M}_k$ are uniformly bounded from above, i.e., $\|\mathbf{m} A_{m_o}^{-1} \mathbf{m}'_o\| \lesssim 1$. Observe that the second summand of (B.4) is dominated by the first thanks to Assumption 3.3, hence $\tau_p \mathbf{m} \hat{A}_{m_o}^{-1} \mathbf{m}'_o \mathbb{E}_n[\mathbf{x}'_i \mathbf{x}_i] \mathbf{b}_k = O_p(\|\mathbf{b}_k\|)$ for any $\tau_p \in \mathbb{S}_p$.

Second,

$$\tau'_p \mathbf{m} \hat{A}_{m_o}^{-1} \mathbf{m}'_o \mathbb{E}_n[\mathbf{x}'_i \varepsilon_i] \leq \tilde{\tau}'_p \mathbb{E}_n[\mathbf{x}'_i \varepsilon_i] \cdot \|\mathbf{m}_o A_{m_o}^{-1} \mathbf{m}'_o \tau_p\| + \tilde{\tau}'_p \mathbb{E}_n[\mathbf{x}'_i \varepsilon_i] \cdot \|\mathbf{m}_o (\hat{A}_{m_o}^{-1} - A_{m_o}^{-1}) \mathbf{m}'_o \tau_p\|$$

where $\tilde{\tau}_p := \mathbf{m}_o A_{m_o}^{-1} \mathbf{m}'_o \tau_p / \|\mathbf{m}_o A_{m_o}^{-1} \mathbf{m}'_o \tau_p\|$. Following arguments in the part above, $\tau'_p \mathbf{m} \hat{A}_{m_o}^{-1} \mathbf{m}'_o \mathbb{E}_n[\mathbf{x}'_i \varepsilon_i] = O_p(n^{-1/2})$ under Assumptions 2.2, 2.3, 3.1 and 3.3. \square

B.5 Auxiliary Result III

Lemma B.5. Under Assumptions 2.1 to 2.3, 3.1 and 3.2, $\tau'_k(\hat{\boldsymbol{\delta}}_n(\hat{\mathbf{m}}_n) - \hat{\boldsymbol{\delta}}_n(\mathbf{m}_o)) = O_p(\|\mathbf{b}_k\|^2/\sqrt{p}) + O_p(\sqrt{p}/n)$ for all $\tau_k \in \mathcal{S}_k$.

Proof: Fixing k for both \mathbf{m}_o and $\hat{\mathbf{m}}_n$, it is easy to see that $\hat{\mathbf{m}}_n$ is a row permutation of the rows of \mathbf{m}_o . Therefore, $\hat{\mathbf{m}}'_n \mathbb{E}_n[\mathbf{x}'_i \mathbf{x}_i] \hat{\mathbf{m}}_n = \mathbf{m}'_o \mathbb{E}_n[\mathbf{x}'_i \mathbf{x}_i] \mathbf{m}_o + \boldsymbol{\zeta}_m$, where $\boldsymbol{\zeta}_m$ is a $k \times k$ perturbation matrix of $\mathbf{m}'_o \mathbb{E}_n[\mathbf{x}'_i \mathbf{x}_i] \mathbf{m}_o$, namely,

$$(B.5) \quad \zeta_m = (\hat{\mathbf{m}}_n - \mathbf{m}_o)' \mathbb{E}_n[\mathbf{x}'_i \mathbf{x}_i] \hat{\mathbf{m}}_n + \mathbf{m}'_o \mathbb{E}_n[\mathbf{x}'_i \mathbf{x}_i] (\hat{\mathbf{m}}_n - \mathbf{m}_o)$$

Notice that $(\mathbf{m}'_o \mathbb{E}_n[\mathbf{x}'_i \mathbf{x}_i] \mathbf{m}_o)^{-1} - (\hat{\mathbf{m}}'_n \mathbb{E}_n[\mathbf{x}'_i \mathbf{x}_i] \hat{\mathbf{m}}_n)^{-1} =: \hat{A}_{m_o}^{-1} - \hat{A}_{\hat{\mathbf{m}}_n}^{-1} = \hat{A}_{\hat{\mathbf{m}}_n}^{-1} \zeta_m \hat{A}_{m_o}^{-1}$. One then obtains $\hat{\boldsymbol{\delta}}_n(\hat{\mathbf{m}}_n) - \hat{\boldsymbol{\delta}}_n(\mathbf{m}_o) = -\hat{A}_{\hat{\mathbf{m}}_n}^{-1} \zeta_m \hat{A}_{m_o}^{-1} \hat{\mathbf{m}}'_n \mathbb{E}_n[\mathbf{x}'_i y_i] + \hat{A}_{m_o}^{-1} (\hat{\mathbf{m}}_n - \mathbf{m}_o)' \mathbb{E}_n[\mathbf{x}'_i y_i]$. Note that $\boldsymbol{\tau}'_p \mathbb{E}_n[\mathbf{x}'_i y_i] = \boldsymbol{\tau}'_p \mathbb{E}_n[\mathbf{x}'_i \mathbf{x}_i] \boldsymbol{\beta}_o + \boldsymbol{\tau}'_p \mathbb{E}_n[\mathbf{x}'_i \varepsilon_i] = O_p(\sqrt{p}) + O_p(n^{-1/2}) = O_p(\sqrt{p})$ under (B.3), Assumptions 2.1 to 2.3 and 3.1.

First, since $\|\hat{A}_{m_o}^{-1}\| = O_p(1) = \|\hat{A}_{\hat{\mathbf{m}}_n}^{-1}\|$ under Assumption 2.3 and that no group is empty, it follows from (B.5), Assumption 2.3, and that group sizes are uniformly bounded above for all $\mathbf{m} \in \mathcal{M}_k$ that $\|\hat{A}_{\hat{\mathbf{m}}_n}^{-1} \zeta_m \hat{A}_{m_o}^{-1}\| = O_p(\mathbb{E}[\|\hat{\mathbf{m}}_n - \mathbf{m}_o\|])$. Define $\tilde{\boldsymbol{\tau}}_p := \hat{\mathbf{m}}_n \hat{A}_{m_o}^{-1} \zeta'_m \hat{A}_{\hat{\mathbf{m}}_n}^{-1} \boldsymbol{\tau}_k / \|\hat{\mathbf{m}}_n \hat{A}_{m_o}^{-1} \zeta'_m \hat{A}_{\hat{\mathbf{m}}_n}^{-1} \boldsymbol{\tau}_k\|$, then since group sizes are bounded uniformly from above

$$|\boldsymbol{\tau}'_k \hat{A}_{\hat{\mathbf{m}}_n}^{-1} \zeta'_m \hat{A}_{m_o}^{-1} \hat{\mathbf{m}}'_n \mathbb{E}_n[\mathbf{x}'_i y_i]| \lesssim |\tilde{\boldsymbol{\tau}}'_p \mathbb{E}_n[\mathbf{x}'_i y_i]| \cdot \|\hat{A}_{m_o}^{-1} \zeta'_m \hat{A}_{\hat{\mathbf{m}}_n}^{-1}\| = O_p(\sqrt{p} \mathbb{E}[\|\hat{\mathbf{m}}_n - \mathbf{m}_o\|]).$$

Second, by a similar token, $\boldsymbol{\tau}'_k \hat{A}_{m_o}^{-1} (\hat{\mathbf{m}}_n - \mathbf{m}_o)' \mathbb{E}_n[\mathbf{x}'_i y_i] = O_p(\sqrt{p} \mathbb{E}[\|\hat{\mathbf{m}}_n - \mathbf{m}_o\|])$.

The conclusion follows from Theorem 3.1 as $O_p(\sqrt{p} \mathbb{E}[\|\hat{\mathbf{m}}_n - \mathbf{m}_o\|]) = O_p(\|\mathbf{b}_k\|^2 / \sqrt{p}) + O_p(\sqrt{p}/n)$. □

B.6 Auxiliary Result IV

Define the matrix

$$(B.6) \quad \mathcal{C}_n^k := (\mathbf{m}_o^{(k+1)} (\mathbf{m}_o^{(k+1)'} \mathbf{X}' \mathbf{X} \mathbf{m}_o^{(k+1)})^{-1} \mathbf{m}_o^{(k+1)'} - \mathbf{m}_o^k (\mathbf{m}_o^{k'} \mathbf{X}' \mathbf{X} \mathbf{m}_o^k)^{-1} \mathbf{m}_o^{k'})$$

and observe that $\mathbf{X} \mathcal{C}_n^k \mathbf{X}'$ is the difference between two projection matrices. Recall the rank of a projection matrix equals its trace and the eigenvalues are either zero or one – e.g., Hansen (2022, Theorem 3.3).

$n \hat{\varphi}_n(k)$ is non-negative by design uniformly in k , thus it remains non-negative under $a_k < 2$. This implies that the symmetric $p \times p$ matrix $\mathbf{X} \mathcal{C}_n^k \mathbf{X}'$ in $n \hat{\varphi}_n(k) = \frac{1}{\mathbb{E}_n[\varepsilon_i^2]} \boldsymbol{\mathcal{E}}' \mathbf{X} \mathcal{C}_n^k \mathbf{X}' \boldsymbol{\mathcal{E}} + o_p(1)$ under $a_k < 2$ (using matrix notation), is positive semi-definite *a.s.* (up to some $o_p(1)$ term)

since \mathcal{E} is random. As $\mathbf{X}\mathbf{m}_o^k(\mathbf{m}_o^{k'}\mathbf{X}'\mathbf{X}\mathbf{m}_o^k)^{-1}\mathbf{m}_o^{k'}\mathbf{X}'$ is a projection matrix, observe that

$$\text{tr}[\mathbf{X}\mathbf{C}_n^k\mathbf{X}'] = \text{tr}[\mathbf{X}\mathbf{m}_o^{(k+1)}(\mathbf{m}_o^{(k+1)'}\mathbf{X}'\mathbf{X}\mathbf{m}_o^{(k+1)})^{-1}\mathbf{m}_o^{(k+1)'}\mathbf{X}'] - \text{tr}[\mathbf{X}\mathbf{m}_o^k(\mathbf{m}_o^{k'}\mathbf{X}'\mathbf{X}\mathbf{m}_o^k)^{-1}\mathbf{m}_o^{k'}\mathbf{X}'] = 1.$$

Combining both preceding arguments implies that all eigenvalues of $\mathbf{X}\mathbf{C}_n^k\mathbf{X}'$ are non-negative and they sum up to 1. The following result establishes the stochastic boundedness of $\mathcal{E}'\mathbf{X}\mathbf{C}_n^k\mathbf{X}'\mathcal{E}$.

Lemma B.6. *Suppose Assumptions 2.2, 2.3 and 3.1 hold, then $\mathcal{E}'\mathbf{X}\mathbf{C}_n^k\mathbf{X}'\mathcal{E} = O_p(1)$.*

Proof: By the eigen-decomposition, $\mathbf{X}\mathbf{C}_n^k\mathbf{X}' = \mathbf{H}_n\mathbf{\Lambda}_n\mathbf{H}_n'$ where $\text{diag}(\mathbf{\Lambda}_n) = (\lambda_{1,n}, \lambda_{2,n}, \dots, \lambda_{n,n})'$, $\text{tr}(\mathbf{\Lambda}_n) = 1$, $\lambda_{1,n} \geq \lambda_{2,n} \geq \dots, \lambda_{n,n} \geq 0$, and each column of $\mathbf{H}_n = (h_{i\ell})_{1 \leq i, \ell \leq n}$ has unit Euclidean norm. In addition to the exogeneity, independent sampling, and dominance (on the conditional variance $\mathbb{E}[\varepsilon^2|\mathbf{x}]$) conditions (Assumptions 2.2, 2.3 and 3.1, respectively),

$$\begin{aligned} 0 \leq \mathbb{E}[\mathcal{E}'\mathbf{X}\mathbf{C}_n^k\mathbf{X}'\mathcal{E}] &= \sum_{\ell=1}^n \mathbb{E} \left[\lambda_{\ell,n} \left(\sum_{i=1}^n h_{i\ell} \varepsilon_i \right)^2 \right] = \sum_{\ell=1}^n \mathbb{E} \left[\mathbb{E} \left[\lambda_{\ell,n} \sum_{i=1}^n \sum_{i'=1}^n h_{i\ell} h_{i'\ell} \varepsilon_i \varepsilon_{i'} \mid \mathbf{X} \right] \right] \\ &= \sum_{\ell=1}^n \mathbb{E} \left[\lambda_{\ell,n} \sum_{i=1}^n \sum_{i'=1}^n h_{i\ell} h_{i'\ell} \mathbb{E}[\varepsilon_i \varepsilon_{i'} \mid \mathbf{X}] \right] = \sum_{\ell=1}^n \mathbb{E} \left[\lambda_{\ell,n} \sum_{i=1}^n h_{i\ell}^2 \mathbb{E}[\varepsilon_i^2 \mid \mathbf{x}_i] \right] \\ &\leq B. \end{aligned}$$

The conclusion follows from the Markov inequality. □

References

- [1] Bartlett, Maurice S. “An inverse matrix adjustment arising in discriminant analysis”. *The Annals of Mathematical Statistics* 22.1 (1951), pp. 107–111.
- [2] Belloni, Alexandre, Daniel Chen, Victor Chernozhukov, and Christian Hansen. “Sparse models and methods for optimal instruments with an application to eminent domain”. *Econometrica* 80.6 (2012), pp. 2369–2429.

- [3] Belloni, Alexandre, Victor Chernozhukov, Denis Chetverikov, and Kengo Kato. “Some new asymptotic theory for least squares series: Pointwise and uniform results”. *Journal of Econometrics* 186.2 (2015), pp. 345–366.
- [4] Belloni, Alexandre, Victor Chernozhukov, Ivan Fernández-Val, and Christian Hansen. “Program evaluation and causal inference with high-dimensional data”. *Econometrica* 85.1 (2017), pp. 233–298.
- [5] Belloni, Alexandre, Victor Chernozhukov, and Christian Hansen. “Inference on treatment effects after selection among high-dimensional controls”. *The Review of Economic Studies* 81.2 (2014), pp. 608–650.
- [6] Bickel, Peter J, Ya’acov Ritov, and Alexandre B Tsybakov. “Simultaneous analysis of Lasso and Dantzig selector” (2009).
- [7] Bonhomme, Stéphane, Thibaut Lamadon, and Elena Manresa. “Discretizing unobserved heterogeneity”. *Econometrica* 90.2 (2022), pp. 625–643.
- [8] Bonhomme, Stéphane and Elena Manresa. “Grouped patterns of heterogeneity in panel data”. *Econometrica* 83.3 (2015), pp. 1147–1184.
- [9] Candes, Emmanuel and Terence Tao. “The Dantzig selector: Statistical estimation when p is much larger than n ”. *The annals of Statistics* 35.6 (2007), pp. 2313–2351.
- [10] Carrasco, Marine and Guy Tchuente. “Regularized LIML for many instruments”. *Journal of Econometrics* 186.2 (2015), pp. 427–442.
- [11] Chen, Xiaohong and Timothy M Christensen. “Optimal uniform convergence rates and asymptotic normality for series estimators under weak dependence and weak conditions”. *Journal of Econometrics* 188.2 (2015), pp. 447–465.
- [12] Cheng, Xu, Frank Schorfheide, and Peng Shao. “Clustering for multi-dimensional heterogeneity” (2021).
- [13] Chernozhukov, Victor, Whitney K Newey, and Rahul Singh. “De-Biased Machine Learning of Global and Local Parameters Using Regularized Riesz Representers”. *The Econometrics Journal* (2022).

- [14] Davidson, James. *Stochastic limit theory: An introduction for econometricians*. 2nd ed. Oxford University Press, 2021.
- [15] Farrell, Max H. “Robust inference on average treatment effects with possibly more covariates than observations”. *Journal of Econometrics* 189.1 (2015), pp. 1–23.
- [16] Fisher, Walter D. “On grouping for maximum homogeneity”. *Journal of the American statistical Association* 53.284 (1958), pp. 789–798.
- [17] Graf, Siegfried and Harald Luschgy. “Rates of convergence for the empirical quantization error”. *Annals of probability* (2002), pp. 874–897.
- [18] Hahn, Jinyong and Hyungsik Roger Moon. “Panel data models with finite number of multiple equilibria”. *Econometric Theory* 26.3 (2010), pp. 863–881.
- [19] Hansen, Bruce. *Econometrics*. Princeton University Press, 2022.
- [20] Hansen, Christian and Damian Kozbur. “Instrumental variables estimation with many weak instruments using regularized JIVE”. *Journal of Econometrics* 182.2 (2014), pp. 290–308.
- [21] Ke, Zheng Tracy, Jianqing Fan, and Yichao Wu. “Homogeneity pursuit”. *Journal of the American Statistical Association* 110.509 (2015), pp. 175–194.
- [22] Li, Chenchuan and Ulrich K Müller. “Linear regression with many controls of limited explanatory power”. *Quantitative Economics* 12.2 (2021), pp. 405–442.
- [23] Ma, Shujie and Jian Huang. “A concave pairwise fusion approach to subgroup analysis”. *Journal of the American Statistical Association* 112.517 (2017), pp. 410–423.
- [24] Montiel Olea, José Luis and Mikkel Plagborg-Møller. “Simultaneous confidence bands: Theory, implementation, and an application to SVARs”. *Journal of Applied Econometrics* 34.1 (2019), pp. 1–17.
- [25] Sarafidis, Vasilis and Tom Wansbeek. “Cross-sectional dependence in panel data analysis”. *Econometric Reviews* 31.5 (2012), pp. 483–531.
- [26] Sarafidis, Vasilis and Neville Weber. “A partially heterogeneous framework for analyzing panel data”. *Oxford Bulletin of Economics and Statistics* 77.2 (2015), pp. 274–296.

- [27] Semenova, Vira and Victor Chernozhukov. “Debiased machine learning of conditional average treatment effects and other causal functions”. *The Econometrics Journal* 24.2 (2021), pp. 264–289.
- [28] Sherman, Jack and W.J. Morrison. “Adjustment of an inverse matrix corresponding to changes in the elements of a given column or a given row of the original matrix”. *Annals of Mathematical Statistics* 20.4 (1949), p. 621.
- [29] Su, Liangjun, Zhentao Shi, and Peter CB Phillips. “Identifying latent structures in panel data”. *Econometrica* 84.6 (2016), pp. 2215–2264.
- [30] Tibshirani, Robert. “Regression shrinkage and selection via the lasso”. *Journal of the Royal Statistical Society. Series B (Methodological)* (1996), pp. 267–288.
- [31] Tropp, Joel A. “User-friendly tail bounds for sums of random matrices”. *Foundations of computational mathematics* 12 (2012), pp. 389–434.
- [32] Yatchew, Adonis and Joungyeo Angela No. “Household gasoline demand in Canada”. *Econometrica* 69.6 (2001), pp. 1697–1709.

Clustered Covariate Regression: Online Appendix

Abdul-Nasah Soale & Emmanuel Selorm Tsyawo

The Online Appendix contains extra theoretical results, a discussion of models and extensions where GPE is applicable, a taxonomy of support configurations of β_o as used in the main text, a discussion of the starting scheme employed in Algorithm 1, and extra simulation results.

S.1 Sufficient conditions for Assumption 3.3

Let $\tilde{A}_{o,i} := \mathbf{m}'_o(\mathbf{x}'_i\mathbf{x}_i - \mathbb{E}[\mathbf{x}'_i\mathbf{x}_i])\mathbf{m}_o$ and $\{r_n : n \geq 1\}$ denote a non-stochastic sequence of positive numbers that satisfies $r_n \geq \max_{1 \leq i \leq n} \|\tilde{A}_{o,i}\|/\sqrt{p/\log(p)}$ *a.s.* We impose the following sufficient conditions for verifying Assumption 3.3.

Assumption S.1.1. $r_n = o(\sqrt{n})$.

Assumption S.1.2. $\mathbb{E}[|\mathbf{x}\tau_p|^4] \leq B$ for all $\tau_p \in \mathbb{S}_p$.

Assumption S.1.1 controls the rate at which $\max_{1 \leq i \leq n} \|\tilde{A}_{o,i}\|$ is allowed to diverge. Assumption S.1.2 strengthens Assumption 2.3 by requiring the existence of the fourth moment of $|\mathbf{x}\tau_p|$ for all $\tau_p \in \mathbb{S}_p$. Put together, Assumptions S.1.1 and S.1.2 allow \mathbf{x} to have an unbounded support. Assumptions S.1.1 and S.1.2 are important sufficient conditions for applying the matrix weak law of large numbers of Tropp (2012) – cf. Chen and Christensen (2015, Corollary 4.1). This is shown in the following result.

Lemma S.1.1. *Assumption 3.3 holds under Assumptions 2.3, 3.1, 3.2, S.1.1 and S.1.2.*

Proof: The proof commences by showing that $\|\mathbb{E}[\tilde{A}_o\tilde{A}'_o]\| \lesssim p$ under Assumption S.1.2. Let $\tilde{\mathbf{x}}_o := \mathbf{x}\mathbf{m}_o$ and $e_l \in \mathbb{S}_k$ whose l 'th entry equals one and all else is zero. For any $\tau_k \in \mathbb{S}_k$, define $\tau_{op} := \mathbf{m}_o\tau_k/\|\mathbf{m}_o\tau_k\|$ and $e_{ol} := \mathbf{m}_oe_l/\|\mathbf{m}_oe_l\|$. Then

$$\begin{aligned}
k^{-1}\boldsymbol{\tau}'_k\mathbb{E}[\tilde{A}_o\tilde{A}'_o]\boldsymbol{\tau}_k &= k^{-1}\boldsymbol{\tau}'_k\mathbb{E}[\mathbf{m}'_o\mathbf{x}'\mathbf{x}\mathbf{m}_o\mathbf{m}'_o\mathbf{x}'\mathbf{x}\mathbf{m}_o]\boldsymbol{\tau}_k - k^{-1}\boldsymbol{\tau}'_kA'_{m_o}A_{m_o}\boldsymbol{\tau}_k \\
&\leq k^{-1}\boldsymbol{\tau}'_k\mathbb{E}[\mathbf{m}'_o\mathbf{x}'\mathbf{x}\mathbf{m}_o\mathbf{m}'_o\mathbf{x}'\mathbf{x}\mathbf{m}_o]\boldsymbol{\tau}_k =: k^{-1}\boldsymbol{\tau}'_k\mathbb{E}[\tilde{\mathbf{x}}'_o\tilde{\mathbf{x}}_o\tilde{\mathbf{x}}'_o\tilde{\mathbf{x}}_o]\boldsymbol{\tau}_k \\
&= k^{-1}\mathbb{E}[(\tilde{\mathbf{x}}_o\boldsymbol{\tau}_k)^2\|\tilde{\mathbf{x}}_o\|^2] \\
&\leq k^{-1}(\mathbb{E}[(\tilde{\mathbf{x}}_o\boldsymbol{\tau}_k)^4])^{1/2}(\mathbb{E}[\|\tilde{\mathbf{x}}_o\|^4])^{1/2} \\
&= (\mathbb{E}[(\tilde{\mathbf{x}}_o\boldsymbol{\tau}_k)^4])^{1/2}\left(k^{-2}\sum_{l=1}^k\sum_{l'=1}^k\mathbb{E}[(\tilde{\mathbf{x}}_o e_{ol})^2(\tilde{\mathbf{x}}_o e_{ol'})^2]\right)^{1/2} \\
&= (\mathbb{E}[(\mathbf{x}\mathbf{m}_o\boldsymbol{\tau}_k)^4])^{1/2}\left(k^{-2}\sum_{l=1}^k\sum_{l'=1}^k\mathbb{E}[(\mathbf{x}\mathbf{m}_o e_{ol})^2(\mathbf{x}\mathbf{m}_o e_{ol'})^2]\right)^{1/2} \\
&\lesssim (\mathbb{E}[(\mathbf{x}\boldsymbol{\tau}_{op})^4])^{1/2}\left(k^{-2}\sum_{l=1}^k\sum_{l'=1}^k\mathbb{E}[(\mathbf{x}e_{ol})^2(\mathbf{x}e_{ol'})^2]\right)^{1/2} \\
&\leq (\mathbb{E}[\|\mathbf{x}\boldsymbol{\tau}_{op}\|^4])^{1/2}\left(k^{-2}\sum_{l=1}^k\sum_{l'=1}^k\sqrt{\mathbb{E}[\|\mathbf{x}e_{ol}\|^4]\cdot\mathbb{E}[\|\mathbf{x}e_{ol'}\|^4]}\right)^{1/2}\leq B.
\end{aligned}$$

The first inequality follows because A_{m_o} is positive definite under Assumption 2.3. The second and last inequalities follow from the Cauchy-Schwartz inequality while the relation “ \lesssim ” follows because $\|\mathbf{m}_o\boldsymbol{\tau}_k\|\lesssim 1$ since group sizes are uniformly bounded from above.

By identical sampling (Assumption 3.1) and Assumption S.1.2, it follows from the foregoing that $\varsigma_n^2 := \|\sum_{i=1}^n\mathbb{E}[\tilde{A}_{o,i}\tilde{A}'_{o,i}]\| = n\|\mathbb{E}[\tilde{A}_o\tilde{A}'_o]\|\lesssim np$ noting that k is naturally bounded above by p . Let $R_n := r_n\sqrt{p/\log(p)}$, and observe that $R_n \geq \max_{1\leq i\leq n}\|\tilde{A}_{o,i}\|$ *a.s.* by the definition of r_n . By Assumptions S.1.1 and S.1.2, it follows from preceding arguments that

$$\frac{R_n\sqrt{\log(2k)}}{\varsigma_n}\lesssim\frac{r_n\sqrt{p/\log(p)}\sqrt{\log(p)}}{\varsigma_n}\lesssim\frac{r_n}{\sqrt{n}}=o(1).$$

Combining the foregoing and Corollary 4.1 of Chen and Christensen (2015) implies

$$\|\hat{A}_{m_o} - A_{m_o}\| = \|\mathbb{E}_n[\tilde{A}_{o,i}]\| = O_p\left(\sqrt{\frac{p\log p}{n}}\right).$$

The conclusion then follows from Assumption 3.2. □

S.2 Calibration of γ

When $a_k < 2$, $\|\widehat{\mathcal{B}}_k\| = o_p(n^{-1/2})$, and

$$n\widehat{\varphi}_n(k) = n\left(\mathbb{E}_n[\varepsilon_i \mathbf{x}_i] \mathbf{m}_o^{(k+1)} \widehat{A}_{m_o^{k+1}}^{-1} \mathbf{m}_o^{(k+1)'} \mathbb{E}_n[\mathbf{x}_i' \varepsilon_i] - \mathbb{E}_n[\varepsilon_i \mathbf{x}_i] \mathbf{m}_o^k \widehat{A}_{m_o^k}^{-1} \mathbf{m}_o^{k'} \mathbb{E}_n[\mathbf{x}_i' \varepsilon_i]\right) / \mathbb{E}_n[\varepsilon_i^2] + o_p(1).$$

The crux of this exercise is to characterise the limiting distribution of $n\widehat{\varphi}_n(k)$ under plausible conditions for which it is asymptotically pivotal when $a_k < 2$. γ can then be set to a suitable quantile of the resulting limiting distribution.

The following conditions are imposed.

Condition S.2.1 (Non-random covariates). $\{\mathbf{x}_i\}_{i=1}^n$ is non-random.

To ensure a pivotal limiting distribution, we impose the following condition.

Condition S.2.2 (Rank \mathcal{C}_n^k). $\text{rank}[\mathbf{X}\mathcal{C}_n^k\mathbf{X}'] = \text{tr}[\mathbf{X}\mathcal{C}_n^k\mathbf{X}']$ uniformly in n, k .

Condition S.2.2 is a property of projection matrices. In this particular case, a necessary and sufficient condition for Condition S.2.2 is that the principal eigenvectors of the summands $\mathbf{X}\mathbf{m}_o^{(k+1)}(\mathbf{m}_o^{(k+1)'}\mathbf{X}'\mathbf{X}\mathbf{m}_o^{(k+1)})^{-1}\mathbf{m}_o^{(k+1)'}\mathbf{X}'$ and $\mathbf{X}\mathbf{m}_o^k(\mathbf{m}_o^{k'}\mathbf{X}'\mathbf{X}\mathbf{m}_o^k)^{-1}\mathbf{m}_o^{k'}\mathbf{X}'$ in $\mathbf{X}\mathcal{C}_n^k\mathbf{X}'$ are equal (Knutson and Tao, 2001, p. 175). Condition S.2.2 and the discussion preceding Lemma B.6 imply that $\mathbf{X}\mathcal{C}_n^k\mathbf{X}'$ has only one non-zero eigenvalue which equals one.

Lemma S.2.1. *Suppose Assumptions 2.2, 2.3, 3.1 and 3.3 hold and $a_k < 2$, i.e., $\|\widehat{\mathcal{B}}_k\| = o_p(n^{-1/2})$. (a) Under Condition S.2.1, $n\widehat{\varphi}_n(k) \xrightarrow{d} \sum_{i=1}^{\infty} \lambda_i Z_i^2$ where $\{Z_i : i \geq 1\}$ is a sequence of standard normally distributed random variables and $\{\lambda_i : i \geq 1\}$ is a sequence of non-negative constants that satisfy $\sum_{i=1}^{\infty} \lambda_i = 1$. (b) Further, suppose Condition S.2.2 holds, then $n\widehat{\varphi}_n(k) \xrightarrow{d} \chi_1^2$.*

The χ_1^2 limiting distribution of $n\widehat{\varphi}_n(k)$ under $\|\widehat{\mathcal{B}}_k\| = o_p(n^{-1/2})$ does not depend on k . We set γ to the $(1 - \alpha)$ 'th quantile of the χ_1^2 distribution. For a significance level $\alpha = 0.1$, $\gamma = 2.7$ (rounded to the first decimal place).

Proof: (a) Following arguments in Lemma B.6 and Condition S.2.1, the eigen-decomposition $\mathbf{X}\mathcal{C}_n^k\mathbf{X}' = \mathbf{H}_n\mathbf{\Lambda}_n\mathbf{H}_n'$ holds where $\text{tr}(\mathbf{\Lambda}_n) = \sum_{i=1}^n \lambda_{i,n} = 1$, each eigenvalue is non-negative, i.e.,

$\lambda_{1,n} \geq \lambda_{2,n} \geq \dots, \lambda_{n,n} \geq 0$, and each column of $\mathbf{H}_n = (h_{ii'})_{1 \leq i, i' \leq n}$ has unit Euclidean norm. Thus, by Condition S.2.1, $\mathcal{E}'\mathbf{X}\mathcal{C}_n^k\mathbf{X}'\mathcal{E} = \sum_{i'=1}^n \lambda_{i',n} (\sum_{i=1}^n h_{ii'}\varepsilon_i)^2$ where $\sigma^{-1} \sum_{i=1}^n h_{ii'}\varepsilon_i \rightarrow_d \mathcal{N}(0, 1)$ for each $i' \in \{1, \dots, n\}$ under the conditions of Lemma B.2 (by replacing $\tau_p' \mathbf{x}_i / s_n$ with $\sigma^{-1} h_{ii'}$). The foregoing implies that under $a_k < 2$,

$$n\widehat{\varphi}_n(k) \xrightarrow{d} \sum_{i=1}^{\infty} \lambda_i Z_i^2.$$

(b) Combining arguments in Lemma B.6 and Condition S.2.2, $\lambda_{1,n} = 1$ and $\lambda_{i,n} = 0$ for all $i \geq 2$ uniformly in n . The conclusion follows from part (a) above. \square

S.3 Applicable models and extensions

As (1.1) is quite generic, it is instructive to outline a few models, extensions, and empirical contexts where GPE is applicable. These are scenarios where high dimensionality commonly arises.

Non-parametric functions: Consider the conditional mean function $\mathbb{E}[y|\mathbf{z}] \approx P(\mathbf{z})\boldsymbol{\beta}_o$ with a dictionary of transformations $\mathbf{x} := P(\mathbf{z})$ of elementary variables \mathbf{z} , e.g., the demand for gasoline as a function of price, income, and household characteristics. Section 5 of this paper, Semenova and Chernozhukov (2021) and Chernozhukov, Newey, and Singh (2022) provide flexible versions of the demand function estimated in Yatchew and No (2001).

Treatment effect heterogeneity: Imbens and Rubin (2015, Sect. 7.6), Sun (2022), and Semenova, Goldman, Chernozhukov, and Taddy (2023) consider specification (1.1) with $\mathbf{x} := (D, D \cdot \mathbf{z}, P(\mathbf{z}))$ which comprises a binary treatment variable D , a set of (transformations of) individual characteristics \mathbf{z} , and their interaction with the binary treatment variable in order to accommodate heterogeneity in the effect of treatment.

Fixed effects in panel data models: In large N and large T two-way fixed effects panel data models, the number of fixed effects easily becomes large. Bonhomme and Manresa (2015) considers this kind of problem using the clustering-based Grouped Fixed Effects

estimator. GPE is applicable to this scenario if grouped elements in \mathbf{x} comprise only unit and time dummies.

S.4 A taxonomy of support configurations

This subsection elaborates a taxonomy of the various configurations of the support of β_o for reference purposes. The configuration of $\text{supp}(\beta_o)$ considered in this paper is defined along two dimensions, namely (non)-sparsity and heterogeneity. The degree of (non)-sparsity can be (1) sparse, (2) approximately sparse, or (3) non-sparse while the degree of heterogeneity can be (1) discrete, (2) mixed, or (3) continuous. The degrees of parameter sparsity are defined as the following.

1. *Sparse*: $\text{supp}(\beta_o)$ contains a zero atom, i.e., uniformly in p , a non-vanishing fraction of elements in β_o are zero.
2. *Approximately sparse*: zero is either a limit point or it falls within the lower and upper bounds of $\text{supp}(\beta_o)$ without being an atom.
3. *Non-sparse*: $\text{supp}(\beta_o)$ is bounded away from zero.

The degrees of parameter heterogeneity are defined as the following.

1. *Discrete*: the number of support points of β_o is fixed even if $p \rightarrow \infty$.
2. *Mixed*: β_o contains at least one atom although the number of support points of β_o is increasing in p .
3. *Continuous*: β_o contains no atom.

The following table provides examples of configurations of $\text{supp}(\beta_o)$.

Table S.6 illustrates different relevant configurations in a $p \rightarrow \infty$ setting. Observe that a continuous-sparse configuration does not exist as sparsity requires that zero be an atom.

Table S.6: Configuration of $\text{supp}(\boldsymbol{\beta}_o)$ - Examples

		Sparsity		
		Sparse	Approximately Sparse	Non-sparse
Heterogeneity	Discrete	$\beta_{oj} = \mathbf{I}(j \leq \bar{s})$	$\beta_{oj} = \mathbf{I}(j \leq \bar{s}) + \alpha^p$	$\beta_{oj} = \mathbf{I}(j \leq \bar{s}) + \underline{b}$
	Mixed	$\beta_{oj} = \mathbf{I}(j \leq s) \cdot \Phi^{-1}(\tau_j)$	$\beta_{oj} = \mathbf{I}(j \leq s) \cdot \Phi^{-1}(\tau_j) + \alpha^p$	$\beta_{oj} = \mathbf{I}(j \leq s) \cdot \Phi^{-1}(\tau_j) + \underline{b}$
	Continuous		$\beta_{oj} = \alpha^{j-1}$ or $\beta_{oj} = \Phi^{-1}(\tau_j)$	$\beta_{oj} = \bar{b}(j-1)/(p-1) + \underline{b}$

Notes: $\bar{s} < p$ is a fixed natural number. The natural number s satisfies $0 < s/p < 1$. $\Phi^{-1}(\tau_j)$ is the τ_j 'th quantile of the standard normal distribution, $\tau_j = 0.9(j-1)/(p-1) + 0.05$, $0 < \alpha < 1$, and $\bar{b} > \underline{b} > 0$.

S.5 Starting schemes of Algorithm 1

Instead of employing random starting schemes, our experiments show a faster and better convergence when informative preliminary estimates are used as starting values. Specifically, we use a modified alternating direction method of multipliers (ADMM) algorithm of Ma and Huang (2017) to generate starting values for Algorithm 1. We minimise the objective function

$$(S.51) \quad \frac{1}{2} \sum_{i=1}^n (y_i - \mathbf{x}_i \boldsymbol{\beta})^2 + \sum_{1 \leq j < j' \leq n} p_\gamma(\eta_{jj'}, \lambda) \text{ subject to } \beta_j - \beta_{j'} = \eta_{jj'},$$

where $p_\gamma(\eta_{jj'}, \lambda)$ is a minimax concave penalty (MCP). For $t > 0$ and $\gamma > 1$, we define

$$p_\gamma(t, \lambda) = \lambda \int_0^t \left(1 - \frac{u}{\gamma\lambda} \right)_+ du,$$

where $(a)_+ = \max\{0, a\}$ and γ controls the level of concavity. When $\gamma \rightarrow \infty$, MCP converges to the ℓ_1 penalty. Unlike the ℓ_1 penalty, MCP avoids unnecessary shrinkage of large coefficients.

The augmented Lagrangean of S.51 is given by:

$$\begin{aligned}
\mathbf{L}_\omega(\boldsymbol{\beta}, \boldsymbol{\eta}, \boldsymbol{\nu}) &= \frac{1}{2} \sum_{i=1}^n (y_i - \mathbf{x}_i \boldsymbol{\beta})^2 + \sum_{1 \leq j < j' \leq p} p_\gamma(\eta_{jj'}, \lambda) + \sum_{1 \leq j < j' \leq p} \nu_{jj'} (\beta_j - \beta_{j'} - \eta_{jj'}) \\
\text{(S.52)} \quad &+ \frac{\omega}{2} \sum_{1 \leq j < j' \leq p} \|\beta_j - \beta_{j'} - \eta_{jj'}\|^2,
\end{aligned}$$

with $\boldsymbol{\nu} \in \mathbb{R}^d$ as the dual variable and $\omega \geq 0$ is a tuning parameter. Let $\boldsymbol{\eta} = \{\eta_{jj'}, 1 \leq j < j' \leq p\} \in \mathbb{R}^d$ with $d = p(p-1)/2$, $e_j \in \mathbb{R}^p$ be a vector whose j th element is 1 and 0 elsewhere, and denote $\mathbf{A} = \{e_j - e_{j'}, 1 \leq j < j' \leq p\}$.

ADMM minimises the augmented Lagrangean using the following algorithm:

- Step 1: Set the starting values $\widehat{\boldsymbol{\beta}}^{(0)} = (\widehat{\beta}_1^{(0)}, \dots, \widehat{\beta}_p^{(0)})$, $\widehat{\boldsymbol{\eta}}_{jj'}^{(0)} = \widehat{\beta}_j^{(0)} - \widehat{\beta}_{j'}^{(0)}$ and $\widehat{\boldsymbol{\nu}}^{(0)} = 0$.
- Step 2: Given $\widehat{\boldsymbol{\beta}}^{(s)}$, $\widehat{\boldsymbol{\eta}}^{(s)}$, and $\widehat{\boldsymbol{\nu}}^{(s)}$, in the $(s+1)$ th iteration, update

$$\widehat{\boldsymbol{\beta}}^{(s+1)} = \arg \min_{\boldsymbol{\beta}} \mathbf{L}_\omega(\boldsymbol{\beta}, \widehat{\boldsymbol{\eta}}^{(s)}, \widehat{\boldsymbol{\nu}}^{(s)}) = (\omega \mathbf{A}' \mathbf{A} + \mathbf{X}' \mathbf{X})^{-1} [\omega \mathbf{A}' (\widehat{\boldsymbol{\eta}}^{(s)} - \omega^{-1} \widehat{\boldsymbol{\nu}}^{(s)}) + \mathbf{X}' \mathbf{Y}],$$

$$\widehat{\boldsymbol{\eta}}^{(s+1)} = \arg \min_{\boldsymbol{\eta}} \mathbf{L}_\omega(\widehat{\boldsymbol{\beta}}^{(s+1)}, \boldsymbol{\eta}, \widehat{\boldsymbol{\nu}}^{(s)}) = \begin{cases} \frac{\gamma}{\gamma - 1/\omega} \tilde{f}(\widehat{\boldsymbol{\xi}}^{(s+1)}, \lambda/\omega), & \text{if } \|\widehat{\boldsymbol{\xi}}^{(s+1)}\| \leq \gamma \lambda \\ \widehat{\boldsymbol{\xi}}^{(s+1)}, & \text{otherwise,} \end{cases},$$

$$\text{where } \tilde{f}(z, a) = z(1 - a/\|z\|)_+ \text{ and } \widehat{\boldsymbol{\xi}}_{jj'}^{(s+1)} = \widehat{\beta}_j^{(s+1)} - \widehat{\beta}_{j'}^{(s+1)} - \omega^{-1} \widehat{\nu}_{jj'}^{(s)},$$

$$\widehat{\boldsymbol{\nu}}^{(s+1)} = \widehat{\boldsymbol{\nu}}^{(s)} + \omega (\widehat{\beta}_j^{(s+1)} - \widehat{\beta}_{j'}^{(s+1)}).$$

- Step 3: Stop when $\|\mathbf{A} \widehat{\boldsymbol{\beta}}^{(s+1)} - \widehat{\boldsymbol{\eta}}^{(s+1)}\| < \text{tol}$ for some small $\text{tol} > 0$ else return to Step 2.

We set $(\gamma, \lambda, \omega) = (2, 1, 1)$ throughout the implementation of the above algorithm in both simulations and the empirical application. The comparable performance of GPE and Orac.GPE in Tables 1 to 4 and S.7 to S.11 suggests the starting scheme is reliable and robust to different configurations of $\boldsymbol{\beta}_o$.

S.6 Additional Simulation Results

This section provides mixed and discrete heterogeneity DGPs to complement those in Section 4 of the main text.

$$\text{DGP MnS: } \beta_{oj} = \mathbf{I}(j \leq 5)|\Phi^{-1}(\tau_j)| + 0.1;$$

$$\text{DGP M-S: } \beta_{oj} = \mathbf{I}(j \leq 5)\Phi^{-1}(\tau_j);$$

$$\text{DGP DnS: } \beta_{oj} = \mathbf{I}(j \leq 5) + 0.1;$$

$$\text{DGP D-S}_2: \beta_{oj} = \mathbf{I}(j \leq \lceil p/2 \rceil); \text{ and}$$

$$\text{DGP DaS}_2: \beta_{oj} = \mathbf{I}(j \leq 5) + F_{\chi_1^2}^{-1}(\tau_j)/\sqrt{2n} \text{ where } F_{\chi_1^2}^{-1}(\tau) \text{ denotes the } \tau\text{'th quantile of the } \chi_1^2 \text{ distribution.}$$

A few details on the above DGPs are worth highlighting. First, although sparse, DGP D-S₂ may contain too many relevant covariates relative to sample size n , especially at small n . The goal is to examine the finite sample performance of pLASSO, pGDS, and GPE under such a configuration. Second, DGP DaS₂ introduces a $O(n^{-1/2})$ perturbation term in β_o in order to evaluate the performance of estimators, including GPE, and the sensitivity of the GPE selection rule to “local” violations of discrete heterogeneity. This exercise also serves to check the sensitivity of pLASSO and pGDS to such “local” violations.

Tables S.7 to S.11 present simulation results corresponding to the DGPs introduced above. The results generally agree with those in Section 4 of the main text. GPE is the only feasible estimator that controls size meaningfully while having low bias across all DGPs. Sparsity-dependent pLASSO and pGDS perform well under sparsity (Table S.8) while their performance deteriorates even under “local” $O(n^{-1/2})$ violations of sparsity (Table S.11) – pLASSO, for example, has empirical rejection rates equal to 1 for all (n, p) pairs in Table S.11 although the tuning parameter appears robust to the $O(n^{-1/2})$ perturbation as it selects the correct number of relevant variables with non-decaying parameters. Although GPE’s selection rule also does not appear to be sensitive to the $O(n^{-1/2})$ -perturbation, GPE’s performance, unlike pLASSO or pGDS, remains robust. Table S.10 suggests that a very large number of relevant covariates at small sample sizes can hurt the performance of pLASSO

Table S.7: DGP MnS

$n = 100$	$p = 75$					$p = 150$				
	MnB	MAD	RMSE	Rej.	$\text{med}(\hat{k}_n)$	MnB	MAD	RMSE	Rej.	$\text{med}(\hat{k}_n)$
GPE	0.034	0.037	0.061	0.040	4	0.260	0.099	0.146	0.058	2
pLASSO	0.120	0.781	0.773	1.000	5	0.129	1.113	1.106	1.000	6
pGDS	0.141	0.304	0.319	0.910	28	0.149	0.663	0.665	0.999	35
OLS	0.259	0.070	0.118	0.000	75	–	–	–	–	–
Orac.OLS	0.085	0.028	0.039	0.019	75	0.104	0.031	0.048	0.004	150
Orac.GPE	0.030	0.036	0.061	0.039	3	0.017	0.038	0.058	0.037	2
$n = 400$										
GPE	0.022	0.020	0.030	0.042	3	0.015	0.020	0.029	0.053	3
pLASSO	0.117	0.605	0.610	1.000	10	0.121	0.861	0.863	1.000	17
pGDS	0.085	0.083	0.095	0.686	52	0.099	0.275	0.283	1.000	76
OLS	0.071	0.023	0.033	0.030	75	0.081	0.025	0.037	0.006	150
Orac.OLS	0.038	0.012	0.018	0.039	75	0.040	0.012	0.018	0.038	150
Orac.GPE	0.017	0.020	0.030	0.039	4	0.011	0.020	0.029	0.055	3

Table S.8: DGP M-S

$n = 100$	$p = 75$					$p = 150$				
	MnB	MAD	RMSE	Rej.	$\text{med}(\hat{k}_n)$	MnB	MAD	RMSE	Rej.	$\text{med}(\hat{k}_n)$
GPE	0.037	0.037	0.062	0.042	4	0.208	0.076	0.112	0.044	3
pLASSO	0.032	0.013	0.021	0.046	5	0.023	0.009	0.016	0.055	5
pGDS	0.058	0.029	0.047	0.023	16	0.049	0.025	0.042	0.039	23
OLS	0.259	0.070	0.118	0.000	75	–	–	–	–	–
Orac.OLS	0.085	0.028	0.039	0.019	75	0.104	0.031	0.048	0.004	150
Orac.GPE	0.030	0.037	0.062	0.046	3	0.015	0.037	0.058	0.039	3
$n = 400$										
GPE	0.017	0.020	0.030	0.041	4	0.014	0.020	0.029	0.052	3
pLASSO	0.016	0.007	0.010	0.044	5	0.011	0.005	0.007	0.039	5
pGDS	0.031	0.015	0.023	0.037	21	0.023	0.011	0.018	0.034	27
OLS	0.071	0.023	0.033	0.030	75	0.081	0.025	0.037	0.006	150
Orac.OLS	0.038	0.012	0.018	0.039	75	0.040	0.012	0.018	0.038	150
Orac.GPE	0.017	0.020	0.030	0.043	4	0.009	0.020	0.029	0.052	3

Table S.9: DGP DnS

$n = 100$	$p = 75$					$p = 150$				
	MnB	MAD	RMSE	Rej.	$\text{med}(\hat{k}_n)$	MnB	MAD	RMSE	Rej.	$\text{med}(\hat{k}_n)$
GPE	0.014	0.040	0.059	0.047	2	0.197	0.108	0.161	0.065	2
pLASSO	0.122	0.783	0.778	1.000	5	0.132	1.109	1.106	1.000	6
pGDS	0.140	0.350	0.374	0.984	24	0.148	0.672	0.677	1.000	33
OLS	0.263	0.080	0.121	0.001	75	–	–	–	–	–
Orac.OLS	0.086	0.027	0.040	0.029	75	0.105	0.034	0.049	0.007	150
Orac.GPE	0.014	0.040	0.059	0.043	2	0.009	0.042	0.060	0.048	2
$n = 400$										
GPE	0.007	0.018	0.029	0.053	2	0.004	0.021	0.030	0.057	2
pLASSO	0.117	0.603	0.610	1.000	10	0.121	0.860	0.865	1.000	17
pGDS	0.085	0.080	0.091	0.668	53	0.099	0.275	0.282	1.000	76
OLS	0.071	0.021	0.033	0.024	75	0.081	0.027	0.039	0.019	150
Orac.OLS	0.038	0.012	0.018	0.050	75	0.040	0.011	0.017	0.027	150
Orac.GPE	0.007	0.019	0.029	0.053	2	0.005	0.021	0.030	0.057	2

Table S.10: DGP D-S₂

$n = 100$	$p = 75$					$p = 150$				
	MnB	MAD	RMSE	Rej.	$\text{med}(\hat{k}_n)$	MnB	MAD	RMSE	Rej.	$\text{med}(\hat{k}_n)$
GPE	0.016	0.040	0.059	0.046	3	0.556	0.361	0.564	0.053	3
pLASSO	0.393	0.440	0.497	0.933	32	0.621	1.505	1.567	1.000	48
pGDS	0.376	0.354	0.399	0.706	36	0.617	1.328	1.382	0.954	61
OLS	0.263	0.080	0.121	0.001	75	–	–	–	–	–
Orac.OLS	0.086	0.027	0.040	0.029	75	0.105	0.034	0.049	0.007	150
Orac.GPE	0.010	0.040	0.059	0.048	2	0.008	0.042	0.060	0.055	2
$n = 400$										
GPE	0.006	0.019	0.029	0.051	2	0.004	0.021	0.030	0.058	2
pLASSO	0.048	0.014	0.021	0.037	38	0.050	0.015	0.024	0.037	75
pGDS	0.058	0.019	0.029	0.038	57	0.069	0.025	0.044	0.104	85
OLS	0.071	0.021	0.033	0.024	75	0.081	0.027	0.039	0.019	150
Orac.OLS	0.038	0.012	0.018	0.050	75	0.040	0.011	0.017	0.027	150
Orac.GPE	0.005	0.019	0.029	0.049	2	0.004	0.021	0.030	0.057	2

Table S.11: DGP DaS₂

$n = 100$	$p = 75$					$p = 150$				
	MnB	MAD	RMSE	Rej.	med(\hat{k}_n)	MnB	MAD	RMSE	Rej.	med(\hat{k}_n)
GPE	0.239	0.083	0.122	0.080	2	0.202	0.099	0.162	0.070	2
pLASSO	0.112	0.477	0.468	1.000	5	0.113	0.637	0.637	1.000	6
pGDS	0.109	0.206	0.222	0.887	17	0.113	0.337	0.348	0.991	28
OLS	0.263	0.080	0.121	0.001	75	–	–	–	–	–
Orac.OLS	0.086	0.027	0.040	0.029	75	0.105	0.034	0.049	0.007	150
Orac.GPE	0.050	0.048	0.071	0.054	4	0.043	0.051	0.079	0.049	5
$n = 400$										
GPE	0.033	0.023	0.033	0.056	2	0.032	0.024	0.035	0.052	2
pLASSO	0.049	0.247	0.243	1.000	5	0.048	0.343	0.336	1.000	5
pGDS	0.049	0.071	0.080	0.750	22	0.048	0.120	0.125	0.975	34
OLS	0.071	0.021	0.033	0.024	75	0.081	0.027	0.039	0.019	150
Orac.OLS	0.038	0.012	0.018	0.050	75	0.040	0.011	0.017	0.027	150
Orac.GPE	0.026	0.021	0.031	0.053	3	0.026	0.022	0.033	0.050	3

and pGDS as the rate condition $s^2(\log(p \vee n))^2/n = o(1)$, $s = \lceil p/2 \rceil$ is a poor approximation at $n = 100$ and $p \in \{75, 150\}$ – see Belloni, Chen, Chernozhukov, and Hansen (2012, p. 2398) for a similar discussion.

References

- [1] Belloni, Alexandre, Daniel Chen, Victor Chernozhukov, and Christian Hansen. “Sparse models and methods for optimal instruments with an application to eminent domain”. *Econometrica* 80.6 (2012), pp. 2369–2429.
- [2] Bonhomme, Stéphane and Elena Manresa. “Grouped patterns of heterogeneity in panel data”. *Econometrica* 83.3 (2015), pp. 1147–1184.
- [3] Chen, Xiaohong and Timothy M Christensen. “Optimal uniform convergence rates and asymptotic normality for series estimators under weak dependence and weak conditions”. *Journal of Econometrics* 188.2 (2015), pp. 447–465.
- [4] Chernozhukov, Victor, Whitney K Newey, and Rahul Singh. “De-Biased Machine Learning of Global and Local Parameters Using Regularized Riesz Representer”. *The Econometrics Journal* (2022).

- [5] Imbens, Guido W and Donald B Rubin. *Causal inference in statistics, social, and biomedical sciences*. Cambridge University Press, 2015.
- [6] Knutson, Allen and Terence Tao. “Honeycombs and sums of Hermitian matrices”. *Notices Amer. Math. Soc* 48.2 (2001).
- [7] Ma, Shujie and Jian Huang. “A concave pairwise fusion approach to subgroup analysis”. *Journal of the American Statistical Association* 112.517 (2017), pp. 410–423.
- [8] Semenova, Vira and Victor Chernozhukov. “Debiased machine learning of conditional average treatment effects and other causal functions”. *The Econometrics Journal* 24.2 (2021), pp. 264–289.
- [9] Semenova, Vira, Matt Goldman, Victor Chernozhukov, and Matt Taddy. “Inference on Heterogeneous Treatment Effects in High-Dimensional Dynamic Panels under Weak Dependence”. *Quantitative Economics* 14.2 (2023), pp. 471–510.
- [10] Sun, Xiaolin. “Estimation of Heterogeneous Treatment Effects Using a Conditional Moment Based Approach”. *arXiv preprint arXiv:2210.15829* (2022).
- [11] Tropp, Joel A. “User-friendly tail bounds for sums of random matrices”. *Foundations of computational mathematics* 12 (2012), pp. 389–434.
- [12] Yatchew, Adonis and Joungyeo Angela No. “Household gasoline demand in Canada”. *Econometrica* 69.6 (2001), pp. 1697–1709.