

Towards Fine-Grained Information: Identifying the Type and Location of Translation Errors

Keqin Bao^{1,3*} Yu Wan^{2,3*} Dayiheng Liu³ Baosong Yang³ Wenqiang Lei⁴
Xiangnan He¹ Derek F. Wong² Jun Xie³

¹University of Science and Technology of China ²NLP²CT Lab, University of Macau

³DAMO Academy, Alibaba Group ⁴National University of Singapore

baokq@mail.ustc.edu.cn nlp2ct.ywan@gmail.com
{liudayiheng.ldyh, yangbaosong.ybs, qingjing.xj}@alibaba-inc.com
wenqianglei@gmail.com xiangnanhe@gmail.com derekfw@um.edu.mo

Abstract

Fine-grained information on translation errors is helpful for the translation evaluation community. Existing approaches can not synchronously consider error position and type, failing to integrate the error information of both. In this paper, we propose Fine-Grained Translation Error Detection (FG-TED) task, aiming at identifying both the position and the type of translation errors on given source-hypothesis sentence pairs. Besides, we build an FG-TED model to predict the **addition** and **omission** errors – two typical translation accuracy errors. First, we use a word-level classification paradigm to form our model and use the shortcut learning reduction to relieve the influence of monolingual features. Besides, we construct synthetic datasets for model training, and relieve the disagreement of data labeling in authoritative datasets, making the experimental benchmark concordant. Experiments show that our model can identify both error type and position concurrently, and gives state-of-the-art results on the restored dataset. Our model also delivers more reliable predictions on low-resource and transfer scenarios than existing baselines. The related datasets and the source code will be released in the future.

1 Introduction

Fine-grained information of translation errors is important for the translation evaluation community (Freitag et al., 2021a; Vamvas and Sennrich, 2022). Given the sentence pair including translated hypothesis (HYP) and source input (SRC), models are required to provide fine-grained error information, such as the error type and the error position (e.g., addition error “**last month**” in Table 1). Approaches like word-level quality estimation (word-level QE, Kim et al., 2017; Basu et al., 2018) and critical error detection (CED, Specia et al., 2021)

*Equal contribution. Work was done when Keqin Bao and Yu Wan were interning at DAMO Academy, Alibaba Group.

DATASET	SRC	HYP
	<i>Golden Translation</i>	
	学校和幼儿园开学了。	Schools and kindergartens opened.
	<i>Erroneous Translation</i>	
	学校和幼儿园开学了。	Schools opened last month .
	<i>Dataset Labeling Format</i>	
MQM'20	学校和幼儿园开学了。	Schools and kindergartens opened last month .
MQM'21	学校 和幼儿园 开学了。	Schools opened last month .

Table 1: A toy illustration of the **addition** and **omission** error and the label format of available datasets. Some omission errors from MQM'20 dataset (Freitag et al., 2021a) are labeled at the target side, where the missing semantics is complemented with additional tokens (“**and kindergartens**”). We follow the setting of MQM'21 dataset and relabel the location of Chinese-English omission errors to remove such format disagreement. See Appendix §C for more details.

models can predict detailed information on translation errors. Compared to sentence-level QE models (Ranasinghe et al., 2021) which give overall translation quality scores, the outputs of word-level QE and CED models can better help researchers know where they are located and why the translated words are wrong. Besides, the detailed illustrations can also help analyze the translation models and judge the translation quality, offering explainability for the related studies on machine translation (Kim et al., 2017; Specia et al., 2018).

Despite the success of word-level QE (Specia et al., 2020) and CED approaches (Freitag et al., 2021b), they can not concurrently identify the types and locations of wrongly translated spans, failing to integrate the information of both. To bridge this gap, in this paper, we propose fine-grained translation error detection (FG-TED) task: the model should not only identify the wrongly translated spans, but also predict what error type each span belongs to. In practice, we prioritize the detection of **addition** and **omission** translation errors, two typical types of translation errors in real-world applications.¹ As the “Erroneous” example in Table 1, the span of HYP is labeled as **addition error** if its se-

¹For other translation error types, we discuss them in §6.

mantics is excluded in the SRC (*i.e.*, “last month”), and the **omission error** means that the semantics of span in SRC is omitted (*i.e.*, “和幼儿园”).

To build an FG-TED model, we mainly face challenges from two aspects, *i.e.*, model and data. For the former, recent QE methods involve pre-trained language models (PLMs) to extract the semantic representations of HYP and SRC sentence (Kepler et al., 2019; Ranasinghe et al., 2021). However, most PLMs (*e.g.*, XLM-R, Conneau et al., 2019) are trained by Masked Language Modeling (MLM) objective, focusing on modeling the sentence fluency and grammatical correctness (Behnke et al., 2022). We find that, those PLMs tend to employ “shortcuts” during fine-tuning – they mainly use monolingual features during learning, failing to utilize cross-lingual ones when collecting fine-grained translation error information. To alleviate this, we consider two solutions as follows: 1) As to the PLM backbone, we utilize those ones which are enhanced with cross-lingual semantic alignments. 2) As to the model training, we introduce shortcut learning reduction (SLR) loss to prevent the model from overly using monolingual information during training. Experimental results also verify that, combining both the strategies above can further improve the FG-TED model performance.

For the latter, we mainly face two difficulties. On one hand, to the best of our knowledge, the Multidimensional Quality Metrics (MQM) dataset (Freitag et al., 2021a) is the authoritative dataset annotating both the types and the locations of translation errors. Yet, as in Table 1, the omission errors of some examples are denoted on HYP, which shows disagreement of MQM benchmarks across multiple years (Vamvas and Sennrich, 2022). On the other hand, the number of samples containing addition/omission errors in the MQM datasets is insufficient.² Therefore, we consider collecting synthetic examples involving addition/omission errors for model training. Experiments show that, after relabeling the omission errors in MQM’20 Chinese-English (Zh-En) datasets for reliable evaluation,³ our model performs better than existing baselines, and it can achieve better results on the sub-tasks of FG-TED, *i.e.*, word-level QE and CED.

²The statistics can be seen in Table 6.

³Due to the limitation of linguistic expertise of all authors, we only relabeled Zh-En examples.

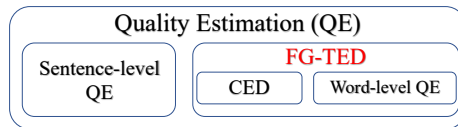


Figure 1: Illustration on fine-grained translation error detection (FG-TED) task and existing quality estimation (QE) tasks. Critical Error Detection (CED) and word-level QE can be regarded as FG-TED subtasks.

2 Related Work

Related Tasks Word-level QE (Specia et al., 2018) is the most similar task to FG-TED. Most existing approaches like IST-UNBABEL (Zerva et al., 2021) and TRANSQUEST (Ranasinghe et al., 2021) are supervised – models are trained on the datasets (*e.g.*, MLPE-QE, Fomicheva et al., 2022) where each token is labeled as either “[OK]” or “[BAD]” (Fonseca et al., 2019), and use “[GAP]” in the HYP side to indicate whether there is omission error between adjacent words. Nevertheless, the predictions lack more details of translation errors, *i.e.*, what error type each “[BAD]” token or space belongs to. Besides, the CED task also makes a preliminary attempt to arrange fine-grained analyses on translation errors. It defines some accuracy errors (*e.g.*, numeric) as the critical translation errors, and requires the models to deliver binary predictions to identify whether critical errors are involved in the example or not (Specia et al., 2021; Amrhein et al., 2022). However, CED models can not exactly locate what words are wrongly translated. In summary, as shown in Figure 1, both word-level QE and CED tasks can be regarded as subtasks of our FG-TED task.

Available Dataset The FG-TED task requires the test set examples fulfilled with both the type and location of translation errors for reliable evaluation. The MQM’20 and MQM’21 are two authoritative datasets provided by the organizers of WMT (Freitag et al., 2021b). They include such detailed translation error information, but primarily serve as a benchmark for sentence-level tasks, *i.e.*, giving an overall score to describe the quality of HYP (Xu et al., 2022; Rei et al., 2022). Nevertheless, limited by the disagreement of labeling format (Table 1) and the amount of data examples (Table 6), utilizing MQM datasets for evaluation is not reliable. In practice, we relabel the Zh-En examples from the MQM’20 dataset to preserve the consistency between MQM’20 and MQM’21 Zh-En subset, facilitating a more reliable evaluation benchmark.

Related Methods Several existing works have explored the topic of fine-grained translation error information. Zhou et al. (2021) constructed the pseudo examples containing translation hallucination errors, and fine-tuned a PLM to detect hallucinated translations. However, their approach fails to identify translation errors at the source side, because the hallucination errors only exist in the HYP sentence. Vamvas and Sennrich (2022) adapted the idea of contrastive conditioning (Vamvas and Sennrich, 2021) to predict error spans. They use a two-stage approach – adapting a dependency parser to collect text spans and calculating the decrease in translation probabilities after removing each span. Nevertheless, when detecting errors, this approach requires a large amount of time when processing long sentences. Compared to those approaches, our model can not only concurrently detect addition and omission errors, but also ease the application following an end-to-end paradigm.

Shortcut Learning Reduction Shortcut learning reduction (SLR) aims at preventing the model from bridging the wrong relationship between features and labels. Mahabadi et al. (2020) adapted debiased focal loss (DFL) into object detection and natural language inference (NLI) tasks to alleviate the data-level bias between features and labels (Lin et al., 2017). Ganin and Lempitsky (2015) and Belinkov et al. (2019) used a gradient reversal layer (GRL) to help models ignore those spurious correlations in data on domain adaption and NLI tasks. For the QE tasks, Behnke et al. (2022) attempt to adapt the above two methods into sentence-level QE for bias mitigation, while the performance improvement is not stable across different translation directions. To our view, DFL introduced a biased model to learn the bias and reweight the loss of the base model. However, the NLI task is different from QE tasks, where it is difficult to isolate the bias from HYP sentence (Behnke et al., 2022).⁴ Besides, GRL is unstable due to the simultaneous optimization of adversarial tasks, which easily leads to model confusion (Ganin et al., 2016). By contrast, our proposed SLR uses a single model and restricts simultaneous optimization, which can both enhance the usage of cross-lingual features and stabilize the model training.

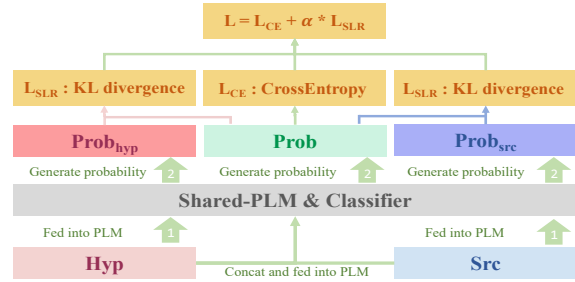


Figure 2: Illustration of our model architecture. Our model involves two shared modules: a PLM and a classifier. During training, our model first derives word-level classification results on the sentence-pair input, and reduces shortcut learning on monolingual inputs.

3 Methods

We first give the formulation of our FG-TED task (§3.1), then the proposed method (§3.2) and synthetic data construction (§3.3) are introduced.

3.1 Task Formulation

We define our task as a word-level classification problem. Specifically, given HYP sentence $\mathbf{h} = [h_1, h_2, \dots, h_m]$ and SRC sentence $\mathbf{s} = [s_1, s_2, \dots, s_n]$, models need to give predictions $\mathbf{y} = [y_{h_1}, y_{h_2}, \dots, y_{h_m}, y_{s_1}, y_{s_2}, \dots, y_{s_n}]$ for all words. In this research, we mainly consider addition and omission errors – typical translation errors in practice (Vamvas and Sennrich, 2022).

3.2 Model Architecture

Our model architecture is shown in Figure 2. The HYP and SRC are concatenated into a segment $\mathbf{x} = [\mathbf{h}; \mathbf{s}]$, which is fed into the PLM to obtain the embeddings of all tokens. All embeddings are served as the input to a binary classifier. The FG-TED model identifies the error words if the corresponding predictions are positive. Otherwise, the words with negative scores are correctly translated. The word-level classification learning objective of our model is to minimize the cross-entropy loss:

$$\mathbf{P} = \text{softmax}(f(\mathbf{x}, \theta)) \in \mathbb{R}^{(m+n) \times 2} \quad (1)$$

$$\mathcal{L}_{CE} = - \sum_{i=1}^{m+n} \sum_{j=0}^1 \mathbb{1}_{y_i=j} \cdot \log(\mathbf{P}_{i,j}), \quad (2)$$

where \mathbf{y} is the ground truth, $f(\cdot, \cdot)$ represents the FG-TED model, and θ is the parameter set. Further, the erroneous words are labeled as omission and addition errors if they are on the source and target sides, respectively.

⁴Refer to §D for more analyses.

PLM Selection We believe that, the cross-lingual alignments can vastly help our model, because they can deliver aligned semantics for HYP and SRC sentences. To make full use of cross-lingual information for our FG-TED model, we apply INFOXLM (Chi et al., 2021), which is enhanced with cross-lingual semantic information during the pre-training phase, as PLM backbone instead of conventional choice XLM-R (Conneau et al., 2020).⁵

Shortcut Learning Reduction The existing PLMs usually contribute many monolingual features to fine-tuning, such as fluency and grammar (Behnke et al., 2022). Unavoidably, we find that, our FG-TED model also easily falls into this “shortcut”: learning to predict the labels mainly based on monolingual information they learned during the pre-training period.⁶ To eliminate this effect, we guide the FG-TED model to distinguish the predictions on concatenated input (\mathbf{x}) and those on single-sentence inputs (\mathbf{h} and \mathbf{s}). In detail, apart from feeding \mathbf{x} into our model, we additionally collect the predictions via taking \mathbf{h} or \mathbf{s} individually:

$$\mathbf{Q} = \text{softmax}([f(\mathbf{h}, \theta); f(\mathbf{s}, \theta)]). \quad (3)$$

Then, we use KL-divergence loss to help push apart the distribution of \mathbf{Q} away from that of \mathbf{P} . The learning objective for SLR is formulated as:

$$\mathcal{L}_{SLR}(\theta) = - \sum_{i=1}^{m+n} \hat{\mathbf{Q}}_{i,\cdot} \cdot \text{KL-div}(\mathbf{Q}_{i,\cdot} || \hat{\mathbf{P}}_{i,\cdot}). \quad (4)$$

As seen, two model input formats are leveraged in our SLR strategy, namely the concatenated input (\mathbf{x}) and single inputs (\mathbf{h} and \mathbf{s}). The objective of our SLR strategy is to maximize the difference between the corresponding representations \mathbf{Q} and \mathbf{P} , preventing the model from solely relying on monolingual features during training.

Note that, to preserve the efficiency of our approach, we share the PLM to obtain \mathbf{Q} and \mathbf{P} . However, we observe that back-propagating the gradients of \mathbf{P} and \mathbf{Q} simultaneously can lead to model collapse. Our conjecture is that optimizing model parameters with KL-divergence loss delivers unstable learning. To help the model stabilize the

⁵We also testify the performances of different backbones pre-trained with other objectives in §5.

⁶Empirical evidence can be found in §4.

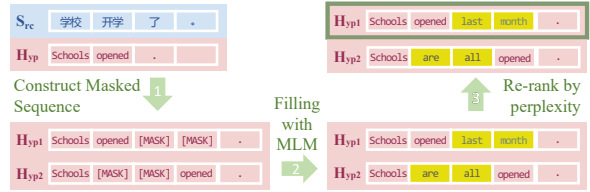


Figure 3: Illustration of the pipeline of our synthetic data generated for Zh-En addition errors.

training, we first use detached sentence-pair predictions $\hat{\mathbf{P}}$ to obtain KL-divergence loss. Besides, for the wrongly translated tokens whose probabilities in \mathbf{Q} are strongly positive, our model is easily over-confident in its own predictions (Pereyra et al., 2017; Gao et al., 2020). To alleviate such over-fitting problem, we apply the detached representations $\hat{\mathbf{Q}}$ as a multiplier for model regularization.

Finally, our loss function can be written as:

$$\mathcal{L} = \mathcal{L}_{CE} + \alpha \mathcal{L}_{SLR}, \quad (5)$$

where α is a hyper-parameter to balance between preserving the cross-lingual information and inhibiting the use of monolingual features.⁷

3.3 Data Collection

Currently, the scarcity of labeled data hinders the research from error detection (Vamvas and Senrich, 2022). In this research, we alleviate this problem in two ways: 1) We construct synthetic data to help train the FG-TED model; 2) We collect the MQM dataset (Freitag et al., 2021a) which includes English-German (En-De) and Zh-En examples. Then, we relabel the Zh-En examples with well-formatted addition/omission error labels, making the dataset reliable for evaluation.

Synthetic Data Construction Inspired by Selam et al. (2020); Zhou et al. (2021), after collecting parallel corpora, we insert multiple mask tokens into one sentence, and fill them to construct an addition or omission error. In detail, as shown in Figure 3, the pipeline for obtaining such data consists of the following steps:

- **Data filtering.** To ensure that the constructed translation errors help model learning, the other words which are labeled as “correctly translated” should be highly aligned across languages. To achieve this, we use available

⁷In this research, we set α as 0.05 and 0.1 for INFOXLM and XLM-R backbone for all experiments, respectively. Analysis for tuning this hyper-parameter is in Appendix §G.

sentence-level QE toolkits (*e.g.*, COMET-QE, Rei et al., 2020; UNITE, Wan et al., 2022) to help filter out low-quality examples.

- **Mask-Filling.** For each sentence pair, we first randomly choose the sentence to be processed (either *h* or *s*). Then, we insert mask tokens into all available positions, and randomly determine the number of mask tokens to increase the diversity of synthetic samples.⁸ After that, we fill the masked sequence with monolingual PLMs (*e.g.*, BERT, Devlin et al., 2018), apply recursive beam search (Sellam et al., 2020) to retain the fluency of generated samples, and construct the addition and omission errors in the HYP and SRC sentences, respectively.
- **Reranking.** After collecting filled candidate sequences, we use GPT-2 (Radford et al., 2019) to collect their perplexity values for reranking.⁹ Note that, different from direct selecting the top-1 candidate, we randomly choose one candidate among top-*k* results to increase the diversity of translation errors.

Finally, we use WMT’14 En-De and WMT’17 Zh-En machine translation datasets – two mainstream benchmarks to construct synthetic samples. We collect 1.6M sentence pairs from these datasets and keep 0.3M high-quality pairs after filtering by QE toolkits. To balance the diversity of synthetic dataset and the efficiency of data construction, in practice, we set the beam size to 8 during mask-filling, and select the top-8 samples when reranking. We totally collect 0.3M samples with well-labeled addition/omission errors where each example contains HYP *h*, SRC *s*, and binary labels *y*.

Dataset Relabeling Considering the available MQM dataset (Freitag et al., 2021a) is rather scarce for model training, we apply it as the test set to evaluate the performances of all models. However, we find that the labels for some omission errors are on the target side (See Table 1), which brings disagreement for model evaluation (Vamvas and Sennrich, 2022). To bridge such gap, we recruit two professional annotators to relabel the annotation of omission errors in the Zh-En direction. We require them to tag those errors on the corre-

sponding source side.¹⁰ Totally, after combining the conventional and our relabeled annotations, we get 5,502 and 1,102 well-formatted examples for Zh-En and English-German (En-De), respectively.

4 Experiments

4.1 Experimental Settings

Evaluation Setting Following Vamvas and Sennrich (2022), we extract the examples containing *Accuracy/Addition* and *Accuracy/Omission* errors in MQM datasets (Freitag et al., 2021a). As discussed in section §3.3, we replace the *Accuracy/Omission* error in Chinese-English parts of the MQM’20 datasets with our relabeled ones. During the evaluation, we re-weight each translation error word by the number of annotators tagging them, as the annotation is more confident if more annotators give the same annotation (Monarch, 2021). Notably, as the available PLMs would tokenize the sentence into subwords, we follow the related work (Ranasinghe et al., 2021), treating the whole word as an error if any of its subwords is predicted as a translation error.

Baseline We include RANDOM, CONTRASTIVE CONDITIONING (Vamvas and Sennrich, 2022), HALLUCINATION DETECTION (Zhou et al., 2021), TRANSQUEST (Ranasinghe et al., 2021), INFOXLM + DFL (Mahabadi et al., 2020), INFOXLM + FIXED DFL, INFOXLM + GRL (Ganin and Lempitsky, 2015) as baselines.¹¹

4.2 Main Results

4.2.1 FG-TED task

Table 2 shows the results for FG-TED task of all models. As seen, for all baselines, CONTRASTIVE CONDITIONING (Line 4, Vamvas and Sennrich, 2022) outperforms HALLUCINATION DETECTION (Line 2, Zhou et al., 2021) and TRANSQUEST methods (Line 3, Ranasinghe et al., 2021). Moreover, the average performance of TRANSQUEST is even worse than RANDOM (Line 1). This indicates that, those models which perform well on other related tasks may not be suitable for handling our proposed FG-TED task.

We first investigate the quality of our synthetic data. As seen, applying different PLMs as backbones of our model can all surpass the performance

⁸Positions include the beginning and the end of sentence, as well as the spaces between any two adjacent words. The maximum number of consecutive mask tokens is set to 5 based on our empirical findings.

⁹English GPT-2: <https://huggingface.co/gpt2>; Chinese GPT-2: <https://github.com/Morizeyao/GPT2-Chinese>; German GPT-2: <https://huggingface.co/dbmdz/german-gpt2>.

¹⁰Details are discussed in Appendix §C.

¹¹For details about baselines and model settings, please refer to Appendix §E and §F.

Line No.	Model	Zh-En		En-De		Avg F1
		Addition	Omission	Addition	Omission	
<i>Baseline</i>						
(1)	RANDOM	1.1/55.0/ 2.2	14.6/50.4/22.6	4.9/61.0/ 9.1	0.6/55.0/ 1.2	8.7
(2)	*HALLUCINATION DETECTION (Zhou et al., 2021)	4.2/52.8/ 7.8	-/-	-/-	-/-	-
(3)	*TRANSQUEST (Ranasinghe et al., 2021)	1.5/25.7/ 2.8	14.6/92.2/25.2	1.7/42.2/ 3.3	0.1/100.0/ 1.2	7.9
(4)	CONTRASTIVE CONDITIONING (Vamvas and Sennrich, 2022)	10.0/24.7/14.2	47.8/24.9/32.7	25.0/11.0/15.3	13.3/28.7/18.2	20.1
<i>Trained by synthetic data</i>						
(5)	MBART	17.7/ 4.6/ 7.3	39.8/28.8/33.4	17.8/28.4/21.9	6.7/13.4/ 9.0	17.9
(6)	XLM-R	17.5/ 2.9/ 5.0	41.6/30.9/35.5	40.5/29.9/34.4	5.6/28.3/ 9.3	21.0
(7)	INFOXML	24.3/ 7.5/11.5	45.1/27.0/33.8	42.1/38.5/40.2	9.6/13.6/11.3	24.2
<i>Trained by synthetic data with shortcut learning reduction strategy</i>						
(8)	XLM-R + GRL (Ganin and Lempitsky, 2015)	24.2/ 2.1/ 3.8	46.3/26.5/33.7	38.1/28.8/32.7	6.0/22.5/ 9.5	20.0
(9)	INFOXML + GRL (Ganin and Lempitsky, 2015)	24.5/ 3.3/ 5.8	50.1/25.2/33.6	42.4/40.0/41.2	10.9/18.6/13.8	23.6
(10)	INFOXML + DFL (Mahabadi et al., 2020)	2.0/58.9/ 3.9	22.4/57.5/32.2	12.4/93.0/21.9	1.6/58.9/ 3.1	15.3
(11)	INFOXML + FIXED DFL (Mahabadi et al., 2020)	38.8/ 3.7/15.5	56.2/23.5/33.1	46.4/19.2/27.2	20.9/15.5/17.8	23.4
(12)	XLM-R + SLR (OURS)	33.5/ 6.1/10.3	44.1/34.4/38.7	38.3/39.6/38.9	13.2/58.1/21.5	27.4
(13)	INFOXML + SLR (OURS)	27.5/13.5/18.1	48.6/33.3/39.5	37.5/47.6/42.0	12.8/40.3/19.4	29.8

Table 2: Precision/Recall/F1 scores of baselines and our methods. Best F1 scores are viewed in **bold**. Baselines marked with “*” indicate that the approaches are proposed for other tasks. Our model (INFOXML + SLR) can achieve the best results than existing baselines and methods.

of TRANSQUEST. Notably, the XLM-R approach (Line 6) and TRANSQUEST baseline use the same model architecture. This indicates the effectiveness of our synthetic data, which brings the improvement of 13.1 F1 scores on average. Besides, when replacing the backbone with INFOXML (Line 7), the performance further achieves 24.2, yielding an improvement of 3.2 F1 scores to the XLM-R approach. The reason lies in the pre-training phase of INFOXML: the PLM is enhanced with cross-lingual alignment semantics. Besides, using MBART (Liu et al., 2020) as the backbone of our model (Line 5) performs worst. We think the reason is that, the encoder-decoder model architecture lacks the information interaction between two languages, failing to fully utilize the cross-lingual semantics for FG-TED (He et al., 2018).

Further, we compare our SRL with debiased focal loss (DFL, Mahabadi et al., 2020) and gradient reversal layer (GRL, Ganin and Lempitsky, 2015). As seen, our models can further improve their performances than those without SLR, revealing 6.4 (Line 12 vs. Line 6) and 5.6 (Line 13 vs. Line 7) averaged F1 scores using XLM-R and INFOXML as backbones, respectively. Especially for INFOXML + SLR approach (Line 13), which delivers the highest averaged F1 scores at 29.8. This reveals the effectiveness of our proposed SLR strategy, that the monolingual information in each sentence harms the FG-TED model learning. By reducing the processing of monolingual features, the FG-TED models can deliver more accurate fine-grained error information. Besides, compared to existing methods, introducing DFL or GRL to the model reveals a per-

formance drop of averaged F1 at 8.9 and 0.6 (Line 11 vs. Line 7 and Line 9 vs. Line 7). To investigate the reason why the performance of “INFOXML + DFL” approach drops significantly, we apply a modified version “INFOXML + FIXED DFL”. See the analysis in Appendix §D.

4.2.2 Word-level QE & CED task

To illustrate the effectiveness of our methods on two sub-tasks of FG-TED, we conduct experiments on MLPE-QE dataset (Specia et al., 2020) for word-level QE task and ACES challenge set (Amrhein et al., 2022) for CED task¹².

Table 3 exhibits the results of our methods on MLQE-PE dataset.¹³ As seen: 1) Directly applying the SLR strategy to the word-level-QE task always boost the performance (XLM-R + FT vs. XLM-R + FT*: 31.4 vs. 31.6 (+0.2); INFOXML + FT vs INFOXML + FT*: 35.2 vs. 35.3 (+0.1)); 2) Simply using the synthetic data before fine-tuning get the improvement on all settings (+2.1 for XLM-R + FT, +2.6 for XLM-R + FT*, +0.5 for INFOXML + FT*) except slight drop at -0.4 for INFOXML + FT); 3) When applying the SLR strategy on the SYN phase, INFOXML + FT + SYN model performs better (34.8 vs. 36.1(+1.3)), and other scenarios demonstrate comparable results than baseline. We conclude that, the combination of using syn-

¹²To be consistent with their settings, for the former task, we conduct our experiments using the setting of the WMT21 word-level QE task (Specia et al., 2020) and ignore the “[GAP]” token; for the latter, we directly use the public repository for fine-tuning, and output a separate score.

¹³The baseline is trained on all En-XX directions while we only fine-tune our models on En-De and En-Zh directions, which leads to a performance gap in En-De source side.

Model	En-De		En-Zh		Average
	Source	Target	Source	Target	
BASELINE	32.3	37.0	24.1	24.7	29.5
<i>Backbone: XLM-R</i>					
+ FT	25.5	38.9	27.8	33.3	31.4
+ FT*	25.4	38.2	28.2	34.5	31.6
+ SYN + FT	26.7	41.3	29.5	36.5	33.5
+ SYN + FT*	28.8	41.9	29.6	36.5	34.2
+ SYN* + FT	25.6	41.8	30.0	35.6	33.3
+ SYN* + FT*	28.5	41.9	30.1	36.1	34.2
<i>Backbone: INFOXLM</i>					
+ FT	33.6	39.6	31.3	36.1	35.2
+ FT*	33.4	40.1	31.4	36.4	35.3
+ SYN + FT	33.9	39.9	30.3	35.1	34.8
+ SYN + FT*	36.4	41.4	30.7	34.8	35.8
+ SYN* + FT	35.4	42.6	30.9	35.4	36.1
+ SYN* + FT*	34.5	41.7	30.7	35.7	35.7

Table 3: Comparison on the Matthews correlation coefficient (MCC) on the word-level QE dataset for En-De and En-Zh. “BASELINE” denotes the baseline results reported by WMT’21 organizers (Specia et al., 2021). “+ FT” and “+ SYN” denote the models trained on word-level QE training set and our synthetic data, respectively. “*” denotes we use the SLR strategy during the training phase. The best results for each backbone are in **bold**.

thetic data for continuous pre-training and applying the SLR strategy reveals a steady improvement in FG-TED model performance.

Table 4 demonstrates the Kendall tau-like correlation results for addition and omission errors in the ACES datasets. Our model outperforms the publicly released models (COMET-21, Zerva et al., 2021; WMT-COMET-22, Rei et al., 2022; and UNITE, Wan et al., 2022). Interestingly, training on synthetic data and applying the SLR strategy during training both boost the performances of our models on two backbones. This demonstrates that our SLR strategy and synthetic data are also useful to evaluate the translation quality of the hypothesis at the sentence level. In conclusion, our approach can not only handle FG-TED tasks, but is also suitable for its subtasks, *i.e.*, word-level QE and CED.

5 Analysis

We are interested to discover the characteristics of the FG-TED task and our method. In this section, we direct our experiments with the following research questions:

- RQ1: How does the SLR influence the utilization of monolingual features?
- RQ2: What is the performance of our method perform on the low-resource settings?

¹⁴Our SLR serves the word-level classification tasks, which is inappropriate for fine-tuning on MQM, a benchmark that mainly serves for segment-level prediction.

Model	Addition	Omission	Avg Score
<i>Baseline</i>			
WMT21-COMET-MQM	-0.53	0.40	-0.07
WMT22-COMET-MQM	0.17	0.71	0.44
UNITE-MQM	-0.38	0.76	0.19
<i>Backbone: XLM-R</i>			
+ MQM	-0.21	0.37	0.08
+ SYN + MQM	0.28	0.75	0.52
+ SYN* + MQM	0.30	0.76	0.53
<i>Backbone: INFOXLM</i>			
+ MQM	-0.46	0.47	0.01
+ SYN + MQM	0.18	0.83	0.51
+ SYN* + MQM	0.33	0.86	0.60

Table 4: Comparison on Kendall-tau correlation values on the ACES dataset. “+ SYN” and “+ MQM” means that the model is trained on the synthetic data and MQM datasets, respectively. “*” denotes we use the SLR strategy during the training phase.¹⁴ For baselines, we use official checkpoints for COMET (Rei et al., 2022), and we use the released checkpoint to fine-tune on MQM datasets for UNITE (Wan et al., 2022). The best results for each backbone are in **bold**. Note that, WMT22-COMET-MQM uses the multi-task strategy during the fine-tuning period, which is different from the others.

- RQ3: Whether our methods have the cross-lingual transferring ability or not?
- RQ4: What kind of pre-training method is the most effective for our FG-TED task?

5.1 Influence of SLR (RQ1)

We first explore the reason why SLR helps our models on the FG-TED task. Specially, if we modify the attention mask to remove the interactions between SRC and HYP, model predictions will be solely derived from the monolingual features. All words in HYP and SRC should be predicted as addition and omission errors, respectively.

Following this setting, we collect the results during inference to show the distribution of prediction probabilities, and compare the distributions of the predictions that are derived with INFOXLM + SLR and INFOXLM model (Exp 11 and 7 in Table 2). As Figure 4 illustrates, we can clearly observe that the model without SLR predicts almost all words as correctly translated ones. After introducing SLR into model training, our model can accurately identify most of the translation errors. These findings demonstrate that, based on the strong ability of PLM, the derived monolingual features suggest the FG-TED model mark all words as accurate ones, hardly utilizing cross-lingual information for translation error detection. After introducing SLR into model training, such influence can be moderated.

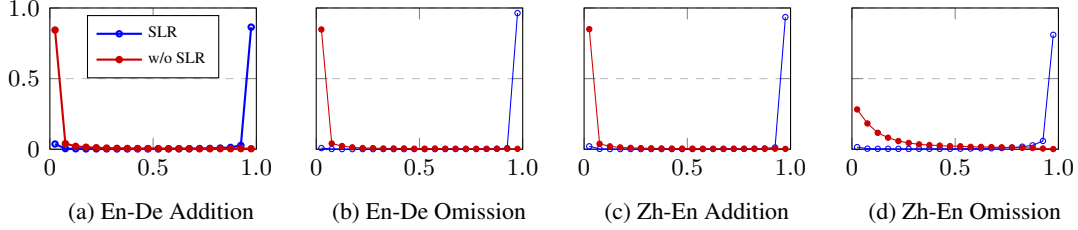


Figure 4: Comparison on the distribution of prediction probabilities with SLR. We evenly divide the collected probabilities into 20 buckets according to their values (x-axis), and show the proportion of each bucket (y-axis). We simulate the single-sentence input scenarios via modifying the attention masks, preventing the model from utilizing cross-lingual semantic interactions during prediction.

5.2 Generality on Low-Resource and Cross-Lingual Settings (RQ2, RQ3)

Aside from table 2, in this subsection, we further explore the generality of our model in low-resource and cross-lingual settings.

Low resource Setting To further identify the generality of our model in the low-resource and cross-lingual settings, we first split the relabeled MQM dataset into the train, dev, and test sets with a ratio of 1:1:8, yielding 816, 888, and 6,885 examples for each subset. To avoid the overlap of contextual information, we make sure that the examples assigned with the same SRC sentence are involved in the same subset. For the model fine-tuning, we randomly select 20, 40, 80, 400, and 816 examples to collect the model performances with different numbers of training examples.

Figure 5 shows the result on the low-resource setting. As seen, for the INFOXLM-SYN-MQM approach which is firstly trained with our synthetic data, fine-tuning on 20 MQM samples shows a comparable result with the model fine-tuned on the entire training set. Besides, as the number of available MQM samples becomes larger for fine-tuning, the performance of the FG-TED model increases. Meanwhile, using XLM-R as the backbone of our model (XLM-R-SYN-MQM) shows worse performance than INFOXLM, and the performance drop is consistent when using different numbers of training examples.

Building upon these findings, we claim that our synthetic data can significantly enhance the capability of the model. In addition, the model with INFOXLM backbone outperforms that with XLM-R, especially when available fine-tuning data is extremely scarce (20 samples). This may be related to the pre-training objective of those two PLMs. Compared to XLM-R, the INFOXLM is enhanced with cross-lingual alignments information (Chi et al., 2021), which is important for our FG-TED task.

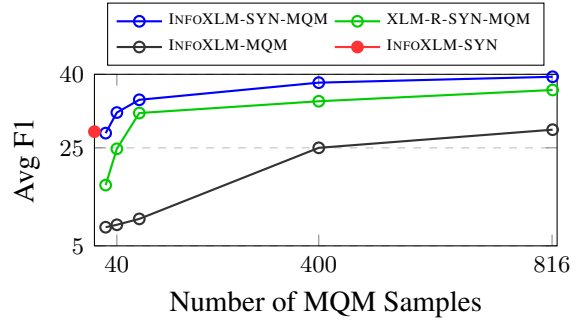


Figure 5: Comparison on low-resource setting. We use different scales of MQM dataset (x-axis) for training and collect the averaged model F1 scores (y-axis). INFOXLM and XLM-R: the backbone we used. SYN: model is first trained on synthetic examples.

Cross-lingual Transferability We also conduct experiments to explore the cross-lingual transferability of our model. For this setting, the models are trained with the En-De annotated datasets and collect the predictions on Zh-En examples.

Figure 6 shows the performance of models on the zero-shot setting. As seen, when the number of synthetic data increases, the performances of two models with the backbones being INFOXLM and XLM-R increase, respectively. This indicates that, our synthetic data can help models learn the core of the FG-TED task across languages. Besides, the INFOXLM approach shows consistently better than XLM-R, showing the importance of cross-lingual aligned semantics for our task.

In addition, for the cases where the number of synthetic examples is larger than 24k, both approaches show a limited improvement if more examples are used for training.

5.3 Pre-training Objective (RQ4)

In this subsection, we further explore what training objective for PLMs helps our FG-TED task the most. We collect the performances of PLMs trained with different training objectives on Zh-En subset and use 18.8M Zh-En parallel data (WMT’17 Zh-En Machine Translation benchmark) for pre-

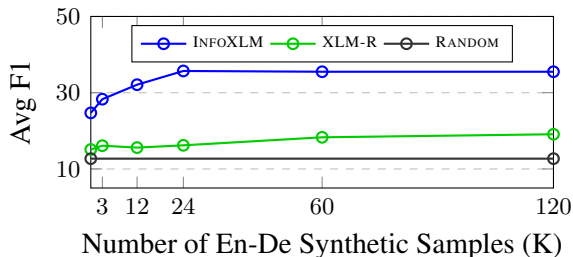


Figure 6: Comparison on cross-lingual setting. We use different numbers of En-De synthetic samples (x-axis) for training, and collect the averaged performance on Zh-En test set (y-axis).

Model	Zh-En		Avg F1
	Addition	Omission	
MLM	5.1/ 5.9/ 5.5	24.9/22.7/23.7	14.6
TLM	19.4/36.0/25.2	46.0/33.0/38.4	31.8
MLM + TLM	18.4/35.7/24.3	43.7/35.2/39.0	31.6
MLM + TLM + XLCO	16.5/33.7/22.2	41.3/34.6/37.7	29.9

Table 5: The performance of different pre-training objective on Zh-En part of MQM dataset.

training using Chi et al. (2021) repository.¹⁵

As in Table 5, the PLM trained with MLM objective delivers the worst performance of FG-TED models. Besides, the Translation Language Modeling (TLM, Conneau et al., 2019) offers cross-lingual aligned semantics during training. The corresponding backbone shows better results than that trained with MLM, indicating the importance of cross-lingual information on our task.

Besides, combining the MLM and TLM objectives shows a slight performance drop on average, and the implementation of INFOXLM, *i.e.*, combining MLM, TLM, and Cross-Lingual Contrast (XLCO, Chi et al., 2021), further downgrades the performance of our FG-TED model. Those results demonstrate that, the PLM which is pre-trained with cross-lingual aligned semantics can help the FG-TED model better identify addition and omission translation errors. As Chi et al. (2021) claims, TLM maximizes token-sequence mutual information, while XLCO maximizes the sentence-level mutual information between translation pairs. Thus, TLM is more suitable for tasks that require fine-grained cross-lingual alignment information.

6 Conclusion and Future work

In this paper, we propose FG-TED task, which aims at delivering the type and position of translation errors. We form our model following the word-level

¹⁵<https://github.com/microsoft/unilm/tree/master/infoclm/src-infoclm/infoclm>.

classification paradigm, and propose to reduce the shortcut learning of monolingual features raised by PLM. Then, we utilize the mask-filling strategy with PLM to construct synthetic data for training, and relabel the misformatted examples of MQM datasets for reliable evaluation. Experiments show that our methods can reduce the influence of shortcut learning, achieve promising performances on the relabeled dataset, and show high reliability on low-resource and cross-lingual settings.

Apart from addition and omission errors, mistranslation is also a type of critical error (Freitag et al., 2021a). Specifically, it contains named entity errors, numerical errors, and terminology errors. In our preliminary studies, we find that detecting the former two is quite easy for models trained on corresponding synthetic data. While mistranslation errors are mainly raised in translating terminologies, especially for the cases where the terms are newly brought out in daily uses (e.g. the word "COVID" is rarely to be seen years early than 2020). We believe that introducing external knowledge databases (*e.g.*, multilingual knowledge graph, Yao et al., 2019; Liu et al., 2022) to our FG-TED models is expected to help identify the mistranslation errors (Amrhein et al., 2022), and we would like to leave this open problem to future work.

References

- Chantal Amrhein, Nikita Moghe, and Liane Guillou. 2022. Aces: Translation accuracy challenge sets for evaluating machine translation metrics. *arXiv preprint arXiv:2210.15615*.
- Prasenjit Basu, Santanu Pal, and Sudip Kumar Naskar. 2018. **Keep it or not: Word level quality estimation for post-editing**. In *Proceedings of the Third Conference on Machine Translation: Shared Task Papers*, pages 759–764, Belgium, Brussels. Association for Computational Linguistics.
- Hanna Behnke, Marina Fomicheva, and Lucia Specia. 2022. **Bias mitigation in machine translation quality estimation**. In *Proceedings of the 60th Annual Meeting of the Association for Computational Linguistics (Volume 1: Long Papers)*, pages 1475–1487, Dublin, Ireland. Association for Computational Linguistics.
- Yonatan Belinkov, Adam Poliak, Stuart Shieber, Benjamin Van Durme, and Alexander Rush. 2019. **On adversarial removal of hypothesis-only bias in natural language inference**. In *Proceedings of the Eighth Joint Conference on Lexical and Computational Semantics (*SEM 2019)*, pages 256–262, Minneapolis, Minnesota. Association for Computational Linguistics.

- Zewen Chi, Li Dong, Furu Wei, Nan Yang, Saksham Singhal, Wenhui Wang, Xia Song, Xian-Ling Mao, Heyan Huang, and Ming Zhou. 2021. [InfoXLM: An information-theoretic framework for cross-lingual language model pre-training](#). In *Proceedings of the 2021 Conference of the North American Chapter of the Association for Computational Linguistics: Human Language Technologies*, pages 3576–3588, Online. Association for Computational Linguistics.
- Alexis Conneau, Kartikay Khandelwal, Naman Goyal, Vishrav Chaudhary, Guillaume Wenzek, Francisco Guzmán, Edouard Grave, Myle Ott, Luke Zettlemoyer, and Veselin Stoyanov. 2019. Unsupervised cross-lingual representation learning at scale. *arXiv preprint arXiv:1911.02116*.
- Alexis Conneau, Kartikay Khandelwal, Naman Goyal, Vishrav Chaudhary, Guillaume Wenzek, Francisco Guzmán, Edouard Grave, Myle Ott, Luke Zettlemoyer, and Veselin Stoyanov. 2020. Unsupervised Cross-lingual Representation Learning at Scale. In *Proceedings of the 58th Annual Meeting of the Association for Computational Linguistics (ACL)*.
- Jacob Devlin, Ming-Wei Chang, Kenton Lee, and Kristina Toutanova. 2018. Bert: Pre-training of deep bidirectional transformers for language understanding. *arXiv preprint arXiv:1810.04805*.
- Eyrun Eyjolfssdottir, Kristin Branson, Yisong Yue, and Pietro Perona. 2017. [Learning recurrent representations for hierarchical behavior modeling](#). In *International Conference on Learning Representations*.
- Marina Fomicheva, Shuo Sun, Erick Fonseca, Chrysoula Zerva, Frédéric Blain, Vishrav Chaudhary, Francisco Guzmán, Nina Lopatina, Lucia Specia, and André F. T. Martins. 2022. [MLQE-PE: A multilingual quality estimation and post-editing dataset](#). In *Proceedings of the Thirteenth Language Resources and Evaluation Conference*, pages 4963–4974, Marseille, France. European Language Resources Association.
- Erick Fonseca, Lisa Yankovskaya, André F. T. Martins, Mark Fishel, and Christian Federmann. 2019. [Findings of the WMT 2019 shared tasks on quality estimation](#). In *Proceedings of the Fourth Conference on Machine Translation (Volume 3: Shared Task Papers, Day 2)*, pages 1–10, Florence, Italy. Association for Computational Linguistics.
- Markus Freitag, George Foster, David Grangier, Viresh Ratnakar, Qijun Tan, and Wolfgang Macherey. 2021a. Experts, errors, and context: A large-scale study of human evaluation for machine translation. *Transactions of the Association for Computational Linguistics*, 9:1460–1474.
- Markus Freitag, Ricardo Rei, Nitika Mathur, Chi-kiu Lo, Craig Stewart, George Foster, Alon Lavie, and Ondřej Bojar. 2021b. [Results of the WMT21 metrics shared task: Evaluating metrics with expert-based human evaluations on TED and news domain](#). In *Proceedings of the Sixth Conference on Machine Translation*, pages 733–774, Online. Association for Computational Linguistics.
- Yaroslav Ganin and Victor Lempitsky. 2015. Unsupervised domain adaptation by backpropagation. In *International conference on machine learning*, pages 1180–1189. PMLR.
- Yaroslav Ganin, Evgeniya Ustinova, Hana Ajakan, Pascal Germain, Hugo Larochelle, François Laviolette, Mario Marchand, and Victor Lempitsky. 2016. Domain-adversarial training of neural networks. *The journal of machine learning research*, 17(1):2096–2030.
- Yingbo Gao, Weiyue Wang, Christian Herold, Zijian Yang, and Hermann Ney. 2020. [Towards a better understanding of label smoothing in neural machine translation](#). In *Proceedings of the 1st Conference of the Asia-Pacific Chapter of the Association for Computational Linguistics and the 10th International Joint Conference on Natural Language Processing*, pages 212–223, Suzhou, China. Association for Computational Linguistics.
- Tianyu He, Xu Tan, Yingce Xia, Di He, Tao Qin, Zhibo Chen, and Tie-Yan Liu. 2018. Layer-wise coordination between encoder and decoder for neural machine translation. *Advances in Neural Information Processing Systems*, 31.
- Fabio Kepler, Jonay Trénous, Marcos Treviso, Miguel Vera, and André F. T. Martins. 2019. [OpenKiwi: An open source framework for quality estimation](#). In *Proceedings of the 57th Annual Meeting of the Association for Computational Linguistics: System Demonstrations*, pages 117–122, Florence, Italy. Association for Computational Linguistics.
- Hyun Kim, Jong-Hyeok Lee, and Seung-Hoon Na. 2017. [Predictor-estimator using multilevel task learning with stack propagation for neural quality estimation](#). In *Proceedings of the Second Conference on Machine Translation*, pages 562–568, Copenhagen, Denmark. Association for Computational Linguistics.
- Mike Lewis, Yinhan Liu, Naman Goyal, Marjan Ghazvininejad, Abdelrahman Mohamed, Omer Levy, Ves Stoyanov, and Luke Zettlemoyer. 2019. Bart: Denoising sequence-to-sequence pre-training for natural language generation, translation, and comprehension. *arXiv preprint arXiv:1910.13461*.
- Tsung-Yi Lin, Priya Goyal, Ross Girshick, Kaiming He, and Piotr Dollár. 2017. Focal loss for dense object detection. In *Proceedings of the IEEE international conference on computer vision*, pages 2980–2988.
- Yilun Liu, Xiaosong Qiao, Zhanglin Wu, Su Chang, Min Zhang, Yanqing Zhao, Song Peng, shimin tao, Hao Yang, Ying Qin, Jiabin Guo, Minghan Wang,

- Yinglu Li, Peng Li, and Xiaofeng Zhao. 2022. [Partial could be better than whole](#). [hw-tsc 2022 submission for the metrics shared task](#). In *Proceedings of the Seventh Conference on Machine Translation*, pages 549–557, Abu Dhabi. Association for Computational Linguistics.
- Yinhan Liu, Jiatao Gu, Naman Goyal, Xian Li, Sergey Edunov, Marjan Ghazvininejad, Mike Lewis, and Luke Zettlemoyer. 2020. Multilingual denoising pre-training for neural machine translation. *Transactions of the Association for Computational Linguistics*, 8:726–742.
- Rabeeh Karimi Mahabadi, Yonatan Belinkov, and James Henderson. 2020. End-to-end bias mitigation by modelling biases in corpora. In *Proceedings of the 58th Annual Meeting of the Association for Computational Linguistics*, pages 8706–8716.
- Robert Munro Monarch. 2021. *Human-in-the-Loop Machine Learning: Active learning and annotation for human-centered AI*. Simon and Schuster.
- Gabriel Pereyra, George Tucker, Jan Chorowski, Lukasz Kaiser, and Geoffrey E. Hinton. 2017. [Regularizing neural networks by penalizing confident output distributions](#). In *5th International Conference on Learning Representations, ICLR 2017, Toulon, France, April 24-26, 2017, Workshop Track Proceedings*. OpenReview.net.
- Alec Radford, Jeffrey Wu, Rewon Child, David Luan, Dario Amodei, Ilya Sutskever, et al. 2019. Language models are unsupervised multitask learners. *OpenAI blog*, 1(8):9.
- Tharindu Ranasinghe, Constantin Orasan, and Ruslan Mitkov. 2021. An exploratory analysis of multilingual word level quality estimation with cross-lingual transformers. In *Proceedings of the 59th Annual Meeting of the Association for Computational Linguistics*.
- Ricardo Rei, José GC de Souza, Duarte Alves, Chrysoula Zerva, Ana C Farinha, Taisiya Glushkova, Alon Lavie, Luisa Coheur, and André FT Martins. 2022. Comet-22: Unbabel-ist 2022 submission for the metrics shared task. In *Proceedings of the Seventh Conference on Machine Translation, Abu Dhabi. Association for Computational Linguistics*.
- Ricardo Rei, Craig Stewart, Ana C Farinha, and Alon Lavie. 2020. [COMET: A neural framework for MT evaluation](#). In *Proceedings of the 2020 Conference on Empirical Methods in Natural Language Processing (EMNLP)*, pages 2685–2702, Online. Association for Computational Linguistics.
- Thibault Sellam, Dipanjan Das, and Ankur Parikh. 2020. [BLEURT: Learning robust metrics for text generation](#). In *Proceedings of the 58th Annual Meeting of the Association for Computational Linguistics*, pages 7881–7892, Online. Association for Computational Linguistics.
- Lucia Specia, Frédéric Blain, Marina Fomicheva, Erick Fonseca, Vishrav Chaudhary, Francisco Guzmán, and André F. T. Martins. 2020. [Findings of the WMT 2020 shared task on quality estimation](#). In *Proceedings of the Fifth Conference on Machine Translation*, pages 743–764, Online. Association for Computational Linguistics.
- Lucia Specia, Frédéric Blain, Marina Fomicheva, Chrysoula Zerva, Zhenhao Li, Vishrav Chaudhary, and André F. T. Martins. 2021. [Findings of the WMT 2021 shared task on quality estimation](#). In *Proceedings of the Sixth Conference on Machine Translation*, pages 684–725, Online. Association for Computational Linguistics.
- Lucia Specia, Frédéric Blain, Varvara Logacheva, Ramón F. Astudillo, and André F. T. Martins. 2018. [Findings of the WMT 2018 shared task on quality estimation](#). In *Proceedings of the Third Conference on Machine Translation: Shared Task Papers*, pages 689–709, Belgium, Brussels. Association for Computational Linguistics.
- Jannis Vamvas and Rico Sennrich. 2021. [Contrastive conditioning for assessing disambiguation in MT: A case study of distilled bias](#). In *Proceedings of the 2021 Conference on Empirical Methods in Natural Language Processing*, pages 10246–10265, Online and Punta Cana, Dominican Republic. Association for Computational Linguistics.
- Jannis Vamvas and Rico Sennrich. 2022. [As little as possible, as much as necessary: Detecting over- and undertranslations with contrastive conditioning](#). In *Proceedings of the 60th Annual Meeting of the Association for Computational Linguistics (Volume 2: Short Papers)*, pages 490–500, Dublin, Ireland. Association for Computational Linguistics.
- Yu Wan, Dayiheng Liu, Baosong Yang, Haibo Zhang, Boxing Chen, Derek Wong, and Lidia Chao. 2022. [UniTE: Unified translation evaluation](#). In *Proceedings of the 60th Annual Meeting of the Association for Computational Linguistics (Volume 1: Long Papers)*, pages 8117–8127, Dublin, Ireland. Association for Computational Linguistics.
- Wenda Xu, Yilin Tuan, Yujie Lu, Michael Saxon, Lei Li, and William Yang Wang. 2022. Not all errors are equal: Learning text generation metrics using stratified error synthesis. *arXiv preprint arXiv:2210.05035*.
- Liang Yao, Chengsheng Mao, and Yuan Luo. 2019. Kgbert: Bert for knowledge graph completion. *arXiv preprint arXiv:1909.03193*.
- Chrysoula Zerva, Daan van Stigt, Ricardo Rei, Ana C Farinha, Pedro Ramos, José G. C. de Souza, Taisiya Glushkova, Miguel Vera, Fabio Kepler, and André F. T. Martins. 2021. [IST-unbabel 2021 submission for the quality estimation shared task](#). In *Proceedings of the Sixth Conference on Machine Translation*, pages 961–972, Online. Association for Computational Linguistics.

Zhuosheng Zhang, Junjie Yang, and Hai Zhao. 2021. Retrospective reader for machine reading comprehension. In *Thirty-Fifth AAAI Conference on Artificial Intelligence, AAAI 2021, Thirty-Third Conference on Innovative Applications of Artificial Intelligence, IAAI 2021, The Eleventh Symposium on Educational Advances in Artificial Intelligence, EAAI 2021, Virtual Event, February 2-9, 2021*, pages 14506–14514.

Ming Zhong, Yang Liu, Da Yin, Yuning Mao, Yizhu Jiao, Pengfei Liu, Chenguang Zhu, Heng Ji, and Jiawei Han. 2022. Towards a unified multi-dimensional evaluator for text generation. *arXiv preprint arXiv:2210.07197*.

Chunting Zhou, Graham Neubig, Jiatao Gu, Mona Diab, Francisco Guzmán, Luke Zettlemoyer, and Marjan Ghazvininejad. 2021. Detecting hallucinated content in conditional neural sequence generation. In *Findings of the Association for Computational Linguistics: ACL-IJCNLP 2021*, pages 1393–1404.

A Ethics Statement

In this paper, we propose FG-TED which aims at detecting both error types and error positions in translation hypothesis. Our method does not involve any ethical issues, and our annotation process respects human rights and provides adequate wages in line with local wage levels. However, the datasets as well as the PLMs used in this research may have some negative impacts, such as gender and social bias. Suffering from these issues is inevitable for us. We suggest that users should be aware of potential risks for their own purposes.

B Limitations

We list the two main limitations of this work as follows:

- Low resource language pairs. Although our experiments have shown great results in Zh-En and En-De directions, our methods rely on the PLM’s strong representation ability in high-resource languages. We have not validated our approach to low-resource languages.
- Sufficient amount of data. In our research, all our experiments are conducted on MQM dataset which does not have enough data to support a whole supervised training period. We did not discuss the performance of our methods when there have a sufficient amount of labeled data.

C Human Evaluation

We initially established a set of criteria for evaluating, which includes the context of the task, a thorough description, and illustrations of annotation. In detail, annotators are asked to perform the following three steps in sequence.

- Comparing the difference between existing MQM annotations and the original translation hypothesis.
- Determine whether the current MQM supplementary results for omission errors have introduced other errors, such as typo errors and repeat inputs.
- Labeling the corresponding omission errors on the source side while ignoring the bias introduced by MQM annotations.

Then we set an entry barrier for annotators. Specifically, we set up a training program and a 100-example preliminary annotating exam for each annotator. We do not recruit annotators whose annotation accuracy rate is less than 95% in this exam. Totally, we pay 0.8\$ for each annotator per segment in average. Examples are shown in the second example in Table. 7.

Inter-annotator agreement To ensure the quality of our annotations, we randomly sample 10% of the data and recruit another professional annotator to label them again without seeing the existing annotations. We use Extract-Match (EM) to measure our annotator’s reliability.¹⁶ The result is 0.97 among our annotators, which indicates that our re-labeled dataset is labeled accurately.

D Fixed Debiased Focal Loss (FIXED DFL)

We think the reason why DFL performs worse lies in the debiasing strategy, where DFL is designed to mainly address data-level biases. For Nature Language Inference (NLI) tasks, the negation words like “not” are strongly linked with the contradiction label (Mahabadi et al., 2020). To solve this problem, the DFL strategy utilizes a biased model to help reweight those examples containing negation words, and avoid the main model from overfitting them. However, we find that INFOXLM +

¹⁶EM is commonly used in span prediction tasks (Zhang et al., 2021; Eyjolfsson et al., 2017).

	segment-level			word-level		
	Zh-En	En-De	Total	Zh-En	En-De	Total
Addition	1166	1055	2201	3071	2088	5199
Omission	4622	65	4687	30516	258	30414
Total	5502	1120	6622	33227	2344	35571

Table 6: Statistics of our datasets.

DFL method (Line 8 in Table 2) shows high recall and low precision in all directions. We think the reason lies in that, the monolingual features are often correlated with the “good” label because the words labeled with “good” are generally fluent and grammatically correct. Thus, the biased model learns to hinder the base model from learning on “good” labels and lead to learning collapse. To overcome this phenomenon, we fix it by removing the loss reweighting mechanism for correctly translated words. As seen, the Fixed DFL (Line 9 in Table 2) achieves 23.4 F1 scores on average, 8.1 scores higher than the conventional DFL strategy (Line 8 in Table 2). This verifies our thought, that the conventional DFL approach harms the shortcut learning reduction of FG-TED model.

E Baseline

For comparison, we involve the following baselines for comparison:

- **RANDOM**: To make the comparison more feasible, we expect to involve a lower bound of FG-TED task on MQM benchmark. In detail, we randomly tag the prediction of each token as a “correct” one with a chance of 50%.
- **CONTRASTIVE-CONDITIONING** (Vamvas and Sennrich, 2022)¹⁷: It applies contrastive conditioning with MBART to detect addition and omission errors.
- **HALLUCINATION DETECTION** (ZHOU ET AL., 2021)¹⁸: It uses BART (Lewis et al., 2019) to generate hallucinated translations, and detect word-level hallucination errors. In our experiment, we treat the hallucination errors as addition errors, and directly use the officially released checkpoint for comparison.
- **TRANSQUEST** (Ranasinghe et al., 2021)¹⁹: It is a strong baseline in word-level QE task,

¹⁷<https://github.com/ZurichNLP/coverage-contrastive-conditioning>

¹⁸<https://github.com/violet-zct/fairseq-detect-hallucination>

¹⁹<https://github.com/TharinduDR/TransQuest>

which uses XLM-R (Conneau et al., 2019) and train on the supervised dataset. We use the released model for performance comparison.

- **INFOXLM + DFL** (Mahabadi et al., 2020): After defining the debiased focal loss (DFL), it trains an additional debiasing model to help the training phase of a classification model. In this work, we use the DFL to see whether it can reduce the influence of shortcut learning.
- **INFOXLM + FIXED DFL**: We remove the reweighting mechanism of the debiased model in INFOXLM + DFL approach for stable training.
- **INFOXLM + GRL** (Ganin and Lempitsky, 2015): we adapt the gradient reversal approach into our models which use an adversarial loss to avoid shortcut learning.

F Experiments setting

Recursive beam search We perform multiple iterations (depends on the number of “[mask]” tokens) to complete this mask-filling process. In each iteration, we consider all feasible positions and only fill a “[mask]”. To achieve this, we select top-8 (beam size) tokens based on the probabilities given by LMs and substitute the corresponding “[mask]” with the selected token. Subsequently, the updated text is passed on the next iteration. It is important to note that the masks are not filled in a sequential manner, such as from left to right or right to left.

Model setting We develop our method based on the COMET repository (Rei et al., 2020)²⁰ and use INFOXLM (Chi et al., 2021)²¹ as the backbone of our model. The classifier is a three-layer feed-forward network, whose output dimensionalities of all layers are 3,072, 1,024, and 2, respectively. Besides, the activation between any two adjacent linear layers is hyperbolic tangent. During training, we randomly select 2,000 synthetic samples as the

²⁰<https://github.com/Unbabel/COMET>

²¹<https://huggingface.co/microsoft/infoclm-large>

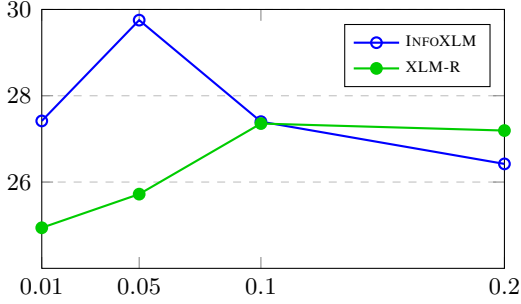


Figure 7: Comparison on the hyper-parameter setting for language-pair agnostic scenarios. Averaged F1 score with INFOXLM and XLM-R trained on synthetic data for different hyper-parameter

development set. The learning rates for the PLM and the classifier are 1.0×10^{-5} and 1.0×10^{-4} , respectively. Considering the error words in datasets are more scarce than correctly translated ones, during each learning step, we randomly detached the 90% correctly translated words from gradient back-propagation to balance the model training. For all backbones, we use the large setting to make them comparable. All experiments are conducted on one single Nvidia V100 (32GB) GPU device.

G Hyper-parameter α

G.1 Language-Pair Agnostic

Pulling away the representation between single sentence inputs and concatenated inputs can reduce the influence of monolingual features brought by PLM and can improve the overall performance. While there is a trade-off between reducing the effect of monolingual features and destroying the representative ability of the encoder which depends on the parameter α . To understand the impact of α , we train INFOXLM and XLM-R based models with different α and evaluate their performance. As shown in Figure 7, with the increase of α , the average performance rise first and then falls, and the best α selection is 0.05 and 0.1 for INFOXLM and XLM-R, respectively. The best α selected for XLM-R based model is quite large than INFOXLM based model. The reason lies in comparison to INFOXLM, XLM-R only trained by MLM during the pretraining period which means they receive more impact on monolingual features. The result also verifies our assumption that α should be kept on a small scale to avoid destroying the representative ability of models.

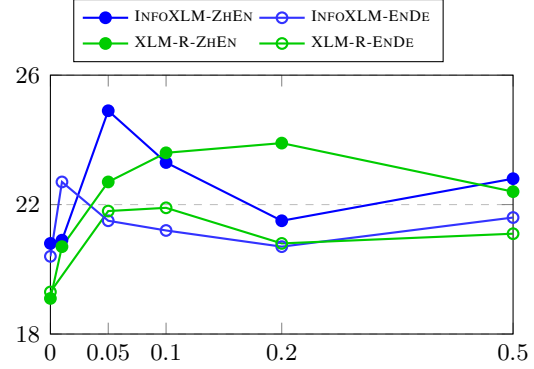


Figure 8: Comparison on the hyper-parameter setting for language-pair specific scenarios. Averaged F1 score with INFOXLM and XLM-R trained on synthetic data for different hyper-parameters.

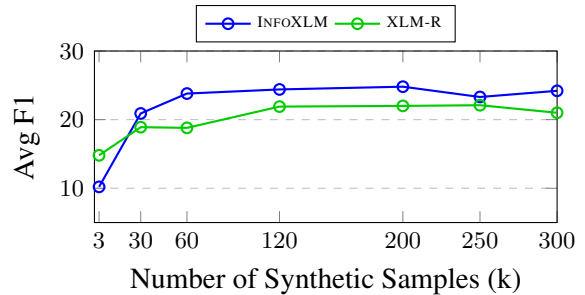


Figure 9: Comparison on the number of synthetic samples during training. We use different numbers of synthetic examples (x-axis), and collect the averaged F1 score (y-axis).

G.2 Language-pair Specific

We are further curious about whether different language pairs may have different α settings for the best performance. We first split the synthetic data into En-De and Zh-En subsets. Then, we train INFOXLM and XLM-R based models with different α values, and evaluate them on MQM datasets. As shown in Figure 8, the best α selection for En-De is always quite small than it for Zh-En when using the same backbones (InfoXLM-En-De: 0.01, InfoXLM-Zh-En: 0.05, XLM-R-En-De: 0.1, XLM-R-Zh-En 0.2). We attribute this phenomenon to the fact that En and De are similar languages, thus the language model is easier to align the semantics of En and De than those of En and Zh.

H Size of Synthetic Data

Figure 9 shows the influence of synthetic data for training our models. As we can see, there is no significant performance improvement when the number of samples is over 60k and 120k for INFOXLM

and XLM-R, respectively. Compared with using a few training samples (3k), we can observe that increasing the amount of synthetic data brings an improvement of 13.8 and 7.1 F1 scores on average for INFOXLM and XLM-R. This demonstrates the power of our methods in generating pseudo data and INFOXLM benefits more from synthetic data than XLM-R. Currently, researchers often use synthetic data for training evaluation models (Zhong et al., 2022). However, the distribution gap between pseudo data and real samples troubles the training of the evaluation model, which easily leads to model overfitting. We believe that, in the future, generating in-distribution pseudo examples is quite a worth-thinking direction.

I Model Predictions

To show the power of our models in real scenarios, we recruit annotators to identify whether the model’s predictions are good or not. Table 8 shows the predictions of our models and those of Vamvas and Sennrich (2022) in some cases. Also, we list some significant bad cases in table 9, which should be paid more attention to in the future. Specifically, compared with existing methods (Vamvas and Sennrich, 2022), our models can identify a span of complete addition/omission errors. Besides, our models have the ability to find more granular errors (e.g., “country” vs. “大国”). Nevertheless, our models still have major flaws. The model has serious problems with semantic understanding, especially terminologies or specific meanings (e.g., “long tunnel short strike” vs. “长隧短打”). It cannot accurately judge the meaning of such words. Coincidentally, we also find that mistranslation errors are mainly raised in translating terminologies. We believe that introducing external knowledge databases (e.g., multilingual knowledge graph, Yao et al., 2019) to our FG-TED models is expected to help identify the mistranslation errors (Amrhein et al., 2022), and we would like to leave this open problem to future work.

Source:	由此可以看到，大兴国际机场的通航，不只是增加了几条跑道和几架飞机而已，无论是从企业竞争层面、消费者体验层面，还是从区域航空一体化、京津冀发展一体化层面，都具有深远影响和积极意义，不仅事关北京航运产业的长远布局和发展，为京津冀广大居民的出行提供多样化选择，推动北京航运业服务质量进一步提升，更有利于促进京津冀一体化发展进程，拉动大兴机场周边地区的经贸发展。
Target:	From this, it can be seen that the opening of Daxing International Airport has not only added a few runways and a few aircraft. Whether from the level of enterprise competition from the level of enterprise competition, the level of consumer experience, or from the level of regional aviation integration and the development and integration of Beijing, Tianjin and Hebei, it has far-reaching influence and positive significance, which is not only related to the long-term layout and development of Beijing's shipping industry.
MQM Label:	From this, it can be seen that the opening of Daxing International Airport has not only added a few runways and a few aircraft. Whether from the level of enterprise competition from the level of enterprise competition, the level of consumer experience, or from the level of regional aviation integration and the development and integration of Beijing, Tianjin and Hebei, it has far-reaching influence and positive significance, which is not only related to the long-term layout and development of Beijing's shipping industry. It also provides residents in the Beijing-Tianjin-Hebei region more varied means of transportation and promotes the improvement of Beijing's shipping industry. It will benefit the integrated development of Beijing-Tianjin-Hebei and the economic and trade development of the airport's surrounding areas.
Our Label:	由此可以看到，大兴国际机场的通航，不只是增加了几条跑道和几架飞机而已，无论是从企业竞争层面、消费者体验层面，还是从区域航空一体化、京津冀发展一体化层面，都具有深远影响和积极意义，不仅事关北京航运产业的长远布局和发展， 为京津冀广大居民的出行提供多样化选择，推动北京航运业服务质量进一步提升，更有利于促进京津冀一体化发展进程，拉动大兴机场周边地区的经贸发展。
Source:	大兴机场的配套交通设施非常完善，除了北京市区直达大兴机场的新机场线外，还有多条高速公路联通大兴机场与周边地区。
Target:	The supporting transportation facilities of Daxing Airport are very perfect. In addition to the new airport line directly to Daxing Airport in Beijing, there are also a number of expressways connecting Daxing Airport with the surrounding areas.
MQM Label:	The supporting transportation facilities of Daxing Airport are very perfect. In addition to the new airport line directly to Daxing Airport in downtown Beijing, there are also a number of expressways connecting Daxing Airport with the surrounding areas.
Our Label:	大兴机场的配套交通设施非常完善，除了北京 市区 直达大兴机场的新机场线外，还有多条高速公路联通大兴机场与周边地区。
Source:	中国海军在亚丁湾、索马里海域护航已逾10年，累计完成1200余批6700余艘船舶护航任务。
Target:	The Chinese Navy has been escorting the waters of the Gulf of Aden and Somalia for more than 10 years, and has completed more than 1,200 batches of more than 6,700 ships.
MQM Label:	The Chinese Navy has been escorting ships the waters of the Gulf of Aden and Somalia for more than 10 years, and has completed more than 1,200 batches of more than 6,700 ships.
Our Label:	中国海军在亚丁湾、索马里海域 护航 已逾10年，累计完成1200余批6700余艘船舶护航任务。

Table 7: Some examples of the MQM labels and our labels for omission errors.

Ours	Source: 中新网7月26日电据外媒报道,7月18日,法国南特的宗教历史建筑瑰宝、著名的圣彼得与圣保罗大教堂,在一场火灾当中受到严重损毁,大管风琴完全毁坏。 Target: The cathedral of Saint Peter and Saint Paul in Nantes, France, was severely damaged in a fire on July 18, with the large organ completely destroyed.
CONTRASTIVE CONDITIONING	Source: 中新网7月26日电据外媒报道,7月18日,法国南特的宗教历史建筑瑰宝、著名的圣彼得与圣保罗大教堂,在一场火灾当中受到严重损毁,大管风琴完全毁坏。 Target: The cathedral of Saint Peter and Saint Paul in Nantes, France, was severely damaged in a fire on July 18 , with the large organ completely destroyed.
Ground-Truth	Source: 中新网7月26日电据外媒报道,7月18日,法国南特的宗教历史建筑瑰宝、著名的圣彼得与圣保罗大教堂,在一场火灾当中受到严重损毁,大管风琴完全毁坏。 Target: The cathedral of Saint Peter and Saint Paul in Nantes, France, was severely damaged in a fire on July 18, with the large organ completely destroyed.
Ours	Source: 中新网7月26日电综合俄罗斯卫星网报道,7月26日是俄罗斯海军日,庆祝海军的主要阅兵式在圣彼得堡和喀琅施塔得举行。 Target: Russia's Navy Day is celebrated on July 26, with military parades in Saint Petersburg and Kronstadt.
CONTRASTIVE CONDITIONING	Source: 中新网7月26日电综合俄罗斯卫星网报道,7月26日是俄罗斯海军日,庆祝海军的主要阅兵式在圣彼得堡和喀琅施塔得举行。 Target: Russia's Navy Day is celebrated on July 26, with military parades in Saint Petersburg and Kronstadt.
Ground-Truth	Source: 中新网7月26日电综合俄罗斯卫星网报道,7月26日是俄罗斯海军日,庆祝海军的主要阅兵式在圣彼得堡和喀琅施塔得举行。 Target: Russia's Navy Day is celebrated on July 26, with military parades in Saint Petersburg and Kronstadt.
Ours	Source: 中国已经成为创新和知识产权 大国 。 Target: China has become a country of innovation and intellectual property rights.
CONTRASTIVE CONDITIONING	Source: 中国已经成为创新和知识产权大国。 Target: China has become a country of innovation and intellectual property rights.
Ground-Truth	Source: 中国已经成为创新和知识产权 大国 。 Target: China has become a country of innovation and intellectual property rights.
Ours	Source: 这项研究于24日在《美国医学会杂志》上刊登。 Target: The research was published on September 24th in the Journal of the American Medical Association.
CONTRASTIVE CONDITIONING	Source: 这项研究于24日在《美国医学会杂志》上刊登。 Target: The research was published on September 24th in the Journal of the American Medical Association.
Ground-Truth	Source: 这项研究于24日在《美国医学会杂志》上刊登。 Target: The research was published on September 24th in the Journal of the American Medical Association.

Table 8: Case study for our model and CONTRASTIVE CONDITIONING (Vamvas and Sennrich, 2022).

Source	竖井则是高黎贡山隧道最重要的辅助坑道,肩负增加作业面实现“长隧短打”和后期铁路运营通风的重要任务。
Target	The shaft is the most important auxiliary tunnel of Gaoligong Mountain Tunnel, shouldering the important task of increasing the operation surface to realize "long tunnel short strike" and later railway operation ventilation.
Source	要坚持标本兼治,完善长效机制,织密扎牢制度笼子,强化制度刚性约束,确保各项工作有章可循、有规可依,真正用制度管人管事管权。
Target	We should adhere to both symptoms and treatment, improve the long-term mechanism, tighten the system cage, strengthen the rigid constraints of the system, ensure that all work is governed by rules and regulations, and truly use the system to manage people and manage power.
Source	走过70年,中国正青春、昂扬、风华正茂,无论国际风云如何变化,我们都将坚持自己的初心。
Target	After 70 years, China is young, exuberant and prosperous. No matter how the international situation changes, we will adhere to our first heart.

Table 9: Case study for our model.

Model	En-De						En-Zh						Avg MCC
	Source			Target			Source			Target			
	F1_OK	F1_BAD	MCC	F1_OK	F1_BAD	MCC	F1_OK	F1_BAD	MCC	F1_OK	F1_BAD	MCC	
BASELINE	92.4	39.3	32.3	91.1	45.5	37.0	75.1	39.4	24.1	72.3	42.6	24.7	29.5
<i>Backbone: XLM-R</i>													
+ FT	89.6	35.2	25.5	91.7	47.1	38.9	75.0	49.2	27.8	75.4	55.3	33.3	31.4
+ FT*	89.7	35.2	25.4	91.5	46.6	38.2	73.8	49.7	28.2	73.9	56.4	34.5	31.6
+ SYN + FT	89.9	36.3	26.7	91.9	49.3	41.3	77.0	50.1	29.5	78.3	56.9	36.5	33.5
+ SYN + FT*	89.7	38.2	28.8	91.7	50.1	41.9	76.5	50.3	29.6	77.7	57.0	36.4	34.2
+ SYN* + FT	90.0	35.2	25.6	92.1	49.6	41.8	78.2	50.1	30.0	78.6	56.1	35.6	33.3
+ SYN* + FT*	90.2	37.8	28.5	91.7	50.2	41.9	77.3	50.5	30.1	77.9	56.7	36.1	34.2
<i>Backbone: INFOXLM</i>													
+ FT	93.1	39.8	33.6	92.3	46.5	39.6	79.4	50.7	31.3	78.9	56.4	36.1	35.2
+ FT*	93.3	38.9	33.4	92.6	46.1	40.1	79.9	50.6	31.4	79.4	56.4	36.4	35.3
+ SYN + FT	93.1	40.1	33.9	92.5	46.4	39.9	78.6	50.2	30.3	78.7	55.6	35.1	34.8
+ SYN + FT*	93.2	42.8	36.5	92.6	47.8	41.4	78.1	50.7	30.7	78.2	55.6	34.8	35.8
+ SYN* + FT	93.1	42.0	35.4	92.6	49.3	42.6	78.9	50.6	30.9	48.7	55.8	35.4	36.1
+ SYN* + FT*	93.3	40.4	34.5	92.7	47.8	41.7	79.4	50.2	30.7	79.5	55.7	35.7	35.7

Table 10: The detailed results of our methods on the word-level QE dataset for En-De and En-Zh directions.