

Neighbor Based Enhancement for the Long-Tail Ranking Problem in Video Rank Models

Ziyu He*
Xuanji Xiao*[†]
davidzyhe@tencent.com
growj@126.com
Tencent Inc
Beijing, China

Yongyu Zhou
Beijing Institute of Technology
Beijing, China
zhouyongyu@bit.edu.cn

ABSTRACT

Rank models play a key role in industrial recommender systems, advertising, and search engines. Existing works utilize semantic tags and user-item interaction behaviors, e.g., clicks, views, etc., to predict the user interest and the item hidden representation for estimating the user-item preference score. However, these behavior-tag-based models encounter great challenges and reduced effectiveness when user-item interaction activities are insufficient, which we called "the long-tail ranking problem". Existing rank models ignore this problem, but it's common and important because any user or item can be long-tailed once they are not consistently active for a short period. In this paper, we propose a novel neighbor enhancement structure to help train the representation of the target user or item. It takes advantage of similar neighbors (static or dynamic similarity) with multi-level attention operations balancing the weights of different neighbors. Experiments on the well-known public dataset MovieLens 1M demonstrate the efficiency of the method over the baseline behavior-tag-based model with an absolute CTR AUC gain of 0.0259 on the long-tail user dataset.¹

KEYWORDS

recommender system, rank models, cold start, long-tail ranking

ACM Reference Format:

Ziyu He, Xuanji Xiao, and Yongyu Zhou. 2021. Neighbor Based Enhancement for the Long-Tail Ranking Problem in Video Rank Models. In *3rd Workshop on Deep Learning Practice for High-Dimensional Sparse Data with KDD 2021, August 15, 2021, Singapore*. ACM, New York, NY, USA, 5 pages. <https://doi.org/10.1145/nnnnnnn.nnnnnnn>

1 INTRODUCTION

Rank models, such as click-through rate prediction (CTR), post-click conversion rate prediction (CVR), are fundamental modules

*This work was done during Ziyu's internship at Tencent. Both authors contributed equally to this research.

[†]Xuanji Xiao is the Corresponding author.

¹The source code: https://github.com/neighbourbasedrec/Neighbour_Enhanced_DNN.

Permission to make digital or hard copies of all or part of this work for personal or classroom use is granted without fee provided that copies are not made or distributed for profit or commercial advantage and that copies bear this notice and the full citation on the first page. Copyrights for components of this work owned by others than ACM must be honored. Abstracting with credit is permitted. To copy otherwise, or republish, to post on servers or to redistribute to lists, requires prior specific permission and/or a fee. Request permissions from permissions@acm.org.
DLP-KDD 2021, August 15, 2021, Singapore

© 2021 Association for Computing Machinery.
ACM ISBN 978-x-xxxx-xxxx-x/YY/MM... \$15.00
<https://doi.org/10.1145/nnnnnnn.nnnnnnn>

in industrial recommender systems (RS), advertising, and search engines. It can precisely predict user preference scores for items. However, there exists a well-known cold-start problem [5] that when users/items are new to the platform with few activities such as clicks and purchases it is difficult to provide accurate predictions. On the other hand, many low-frequency or long-tail users/items have similar experience to cold start as a result of lack of activities in a relatively recent period. Given that users/items may not be active all the time, any user/item has a random opportunity to become a long-tail user/item sometimes. We uniformly summarize these two problems in rank models as "**the long-tail ranking problem**". Undoubtedly, it is both challenging and promising to tackle it.

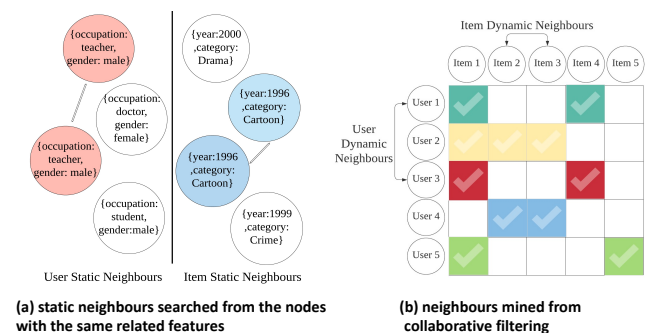


Figure 1: static and dynamic neighbors

The cold start situation has been explored in the match models [3, 8] in RS but almost unnoticed by the research field of rank models. The match model, as the pre-step of the rank model, is responsible for initially selecting a batch of items, from which the rank model further selects the best items for the user [1]. In the field of match algorithms, EGES [8] proposes to merge side information with item embeddings generated through a graph embedding model and considers the importance of different side information. Grbovic et al. [3] propose to create embeddings for new listings by utilizing existing embeddings of other listings similar to them. However, current rank models [1, 2, 9, 10] mainly concentrate on semantic properties (user demographic properties and item semantic tags) and user-item interaction behaviors (clicks, views, etc.) to predict the user interest and item hidden representation. Among them, YoutubeDNN [2] combines the embedding representation of user/item with a user historical behavior sequence, which could well capture some extent of user/item relations. DIN and DIEN [9, 10] models modify the GRU temporal model to extract the evolving user interest behind historical clicks. Obviously, they have been indulged by the traditional reliance on sufficient historical click

activities for a given user or item to train its representation, while on long-tail conditions there is none to depend on.

Therefore, to solve the long-tail ranking problem mentioned above, we first propose a neighbor enhancement structure that can help to train and enhance the representations of target users/items by aggregating the embeddings of their neighbors. Furthermore, we combine the neighbor enhancement structure with existing rank models to strengthen their ability dealing with long tail users/items. Generally, it is assumed that similar users favor similar items, and therefore the representations of long-tail users/items could benefit from their similar neighbors.

We refer to users/items as nodes in the following paper. In our model, two types of neighbors can be obtained to enhance the representation of the target node (Fig.1). The first type is the **static** neighbors sharing the same semantic tags of a given target node (Fig.1(a)). We assume that the nodes with the same tags should possess similar long-term interests. The second type is the **dynamic** neighbors mined from user-item interaction matrix by collaborative filtering techniques [4] (Fig.1(b)). The assumption regarding the dynamic neighbors is that the neighbors of the target node exhibit similar click behaviors. Lastly, the neighbor enhancement structure, consisting of two layers of network attention structures, is designed to aggregate and balance the embeddings of these two types of neighbors to form the final representation of the target node.

To summarize our main contributions:

- We design a novel neighbor-based method to enhance the user/item representation for tackling the long-neglected "long-tail ranking problem" in traditional behavior-tag-based rank models. The method first obtains the neighbors of the target user/item from two perspectives (static properties/dynamic interest), and then uses multi-level attention to aggregate neighbors as part of the user/item representation.
- We conducted extensive experiments on the public dataset MovieLens 1M, and the results demonstrate the efficiency of our method in solving the long-tail ranking problem with a significant AUC gain of 0.0259 in the long-tail MovieLens 1M' sparse dataset.
- As far as we know, this method is the first to explicitly consider the "long-tail ranking problem" in rank models. Due to the model independence of this method, it can be easily integrated with any other existing state-of-the-art rank models to improve their performance.

2 THE PROPOSED APPROACH

In this section, we propose in detail our method (Fig.2), along with its core components including searching neighbors and neighbors aggregation. We choose YoutubeDNN as the baseline model because YoutubeDNN is proven effective on the real-world video recommendation platform Youtube [2], which is similar to our situation.

2.1 Searching Neighbors of the Target Node

As shown in Figure 1, given the target node, we can obtain the **static** neighbors by searching the neighbors with same characteristics, from which we drive the semantic connection (long term similarity). We can obtain the **dynamic** neighbors by mining from their historical click interactions to extract similarity in behavior (short

time similarity). Specifically, we choose all the other nodes with the same static attributes of the target node as the static neighbors, and we calculate the cosine similarity between the users and items vectors in the user-item interaction matrix and then choose the most similar nodes as the dynamic neighbors. For example, regarding user 1, aged 20 and taking up the occupation as a teacher, we can find neighbors with the two identical attributes. In the dynamic situation, user 1 clicked item 1 and item 4, then we can find his neighbors who also clicked item 1 and item 4 (Fig. 1). The process of finding neighbors is similar for that of items. The static neighbors searching can be formulated as meta-path [6]:

$$User_1 \xrightarrow{age} 20 \xrightarrow{age} User_2 \quad (1)$$

$$User_1 \xrightarrow{occupation} teacher \xrightarrow{occupation} User_2 \quad (2)$$

We will choose the node with most metapaths connecting the target node as the static neighbor. The dynamic neighbors searching can be formulated as the vector distance [4]:

$$\text{sim}(\text{target}, \text{candidate}) = \frac{\text{target} \cdot \vec{\text{candidate}}}{\|\text{target}\| * \|\vec{\text{candidate}}\|} \quad (3)$$

The nearest node will be chosen as the dynamic neighbors. The static and dynamic neighbor searching process can be tuned through more complex and refined calculation methods [4, 6].

2.2 Node-level Aggregation

The node-level attention layer (Fig.3 and Fig.2) is designed to aggregate the embeddings of the neighbors of a given node within each type of neighbors (**static** or **dynamic**). We aggregate the neighbor nodes embeddings and the target node embedding together to form a neighbor-specific representation of the target node by leveraging the graph attention network(GAT) [7] structure, which takes into account the importance of each neighbor to the target node. Both users and items could utilize this structure to enhance their identity representations.

Regarding each type of neighbor relation, we firstly derive the weight of each neighbor node h_j to the target node h_i within the neighbor relation θ (**static** or **dynamic**), denoted as $e_{i,j}^\theta$, by the following equation:

$$e_{i,j}^\theta = q_\theta^T \times [Wh_i || Wh_j], \quad (4)$$

where q_θ^T is the learned attention variable that is shared among all neighbor-target pairs. W is the trainable linear transfer matrix. We normalize all the weights of the node pairs $e_{i,j}^\theta$ of the neighbor nodes $j \in N_i^\theta$ to the target node i to get the coefficient of the node pair weight $a_{i,j}^\theta$ via softmax function:

$$a_{i,j}^\theta = \frac{\exp(e_{i,j}^\theta)}{\sum_{k \in N_i^\theta} \exp(e_{i,k}^\theta)}. \quad (5)$$

Finally, we take a weighted sum of all the neighbor embeddings to get the final representation of the target node within the neighbor relation θ :

$$z_i^\theta = \sigma \left(\sum_{j \in N_i^\theta} a_{i,j}^\theta \times h_j \right), \quad (6)$$

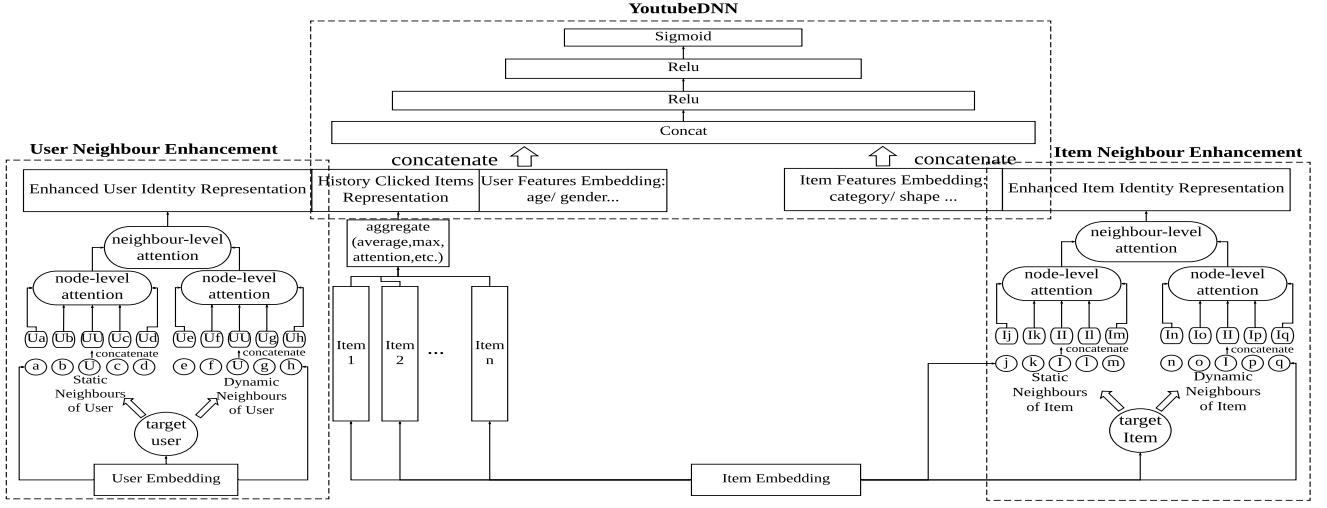


Figure 2: Neighbor-Enhanced-YoutubeDNN model architecture. The user neighbor enhancement and item neighbor enhancement are on the left and right sides of the classic YoutubeDNN structure respectively. The enhanced user/item representation is concatenated with other embeddings and then fed into the DNN model to output the predicted value.

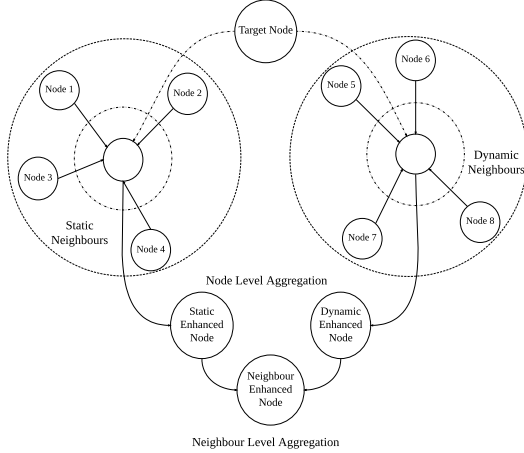


Figure 3: The two-level aggregation of neighbor enhancement structure where z_i^θ represents the aggregated representation of target node i within the neighbor relation θ , and the σ represents the ReLU activation function.

2.3 Neighbor-Type-Level Aggregation

As mentioned above, there are two types of neighbors involved in our model, static and dynamic (Fig.3), which reflect two perspectives of enhancement. The static neighbors possess the same characteristics as the target node. The dynamic neighbors exhibit similar click behaviors to the target node, and therefore they have similar click interests. Some users may have constantly changing click interests, for whom the static neighbor representation could be more important. For the users with stable click interests, their dynamic neighbor representation may be more significant. Therefore, we take into account the different importance of each merged neighbor-specific representation and propose a neighbor-type-level aggregation layer to aggregate the two merged representation z_i^θ derived from the node-level attention to form the final representation Z_i of the target node. The importance of each neighbor-specific

representation w_{θ_i} is calculated as follows:

$$w_{\theta_i} = q^T \times \tanh(W \times z_i^\theta + b), \quad (7)$$

where $q \in R^{F'}$ is a learnt query attention variable, and the $W \in R^{F' \times F'}$ and $b \in R^{F'}$ is trained to conduct a non-linear transformation of the input. After this, the w_{θ_i} is normalized by a softmax function to obtain the weight of each neighbor-specific representation (**static** or **dynamic**):

$$\alpha_{\theta_i} = \frac{\exp(w_{\theta_i})}{\sum_{i=1}^2 \exp(w_{\theta_i})}. \quad (8)$$

Finally, we obtain the final representation of the target node by taking the weighted sum of two neighbor-specific representations:

$$Z = \sum_{i=1}^2 \alpha_{\theta_i} \times z_i^\theta. \quad (9)$$

The final representation Z of the target node is a weighted combination of static and dynamic neighbor-specific representation. Therefore, the merged final representation of the target node could be more comprehensive than the representation of the target node itself. Logically, this neighbors aggregation effect is more significant for the representations of long-tail users/items.

2.4 Neighbor Enhanced YoutubeDNN

As shown in Figure 2, The embeddings of the historical click items are aggregated by averaging to obtain a dynamic representation of user click interests. The embeddings of different feature groups including the representations of the enhanced user and item identity are concatenated together and fed into the multi-layer perceptrons (MLPs). Therefore, the predicted click-through rate(CTR) value could benefit from the neighbor enhancement structure, because more sufficient representations of users and items could be obtained.

Table 1: MovieLens 1M, 1M', and 1M' Sparse datasets

	Users	Items	Interactions
MovieLens 1M	6040	3883	1000209
MovieLens 1M'	5973(99%)	3333(86%)	100021
MovieLens 1M'Sparse	4956(82%)	2905(75%)	46992

3 EXPERIMENTS

3.1 Experimental Setup

Datasets. The experiments are conducted on the public movie rating dataset MovieLens 1M². To demonstrate the effects of our model on mitigating the long-tail ranking problem, we have conducted some preprocessing to produce two variations of this dataset of different extent of long-tail. Table 1 summarizes the statistics of the datasets.

MovieLens 1M. The dataset consists of 1 million movie ratings given by 6040 users to 3883 movies. However, each user has at least 20 movie ratings, which means there are no long-tail users.

MovieLens 1M'. We randomly select 1/10 of all the historical interactions of the *MovieLens 1M* dataset to generate long-tail users and items, denoted as MovieLens 1M'. 1558 users have rated less than 5 movies, taking account of 26% of all users.

MovieLens 1M'Sparse. We further process *MovieLens 1M'* dataset by removing users with more than 30 historical interactions, which produces a dataset with a higher proportion of long-tail users and items, with 31% users having less than 5 movie ratings.

To simulate the online CTR prediction problem, we consider all the rating instances given by users to movies as the positive click instances, whose label is 1. We randomly sample the other movies never viewed by the user as the negative click samples, labeled as 0. We randomly select 3 negative instances for each positive instance.

Model Comparison. We choose the state-of-art video rank model YoutubeDNN as our baseline to verify the usefulness of our method in solving the long-tail ranking problem. Note that the neighbor enhancement structure can be easily integrated with any other rank models, e.g., DIN or DIEN, because it doesn't interfere with the upper MLP structure (Fig.2).

Parameter Settings. (1) neighbors setting. The number of neighbors of the target node using in the final model (Fig.2) is a hyperparameter, which can be tuned manually. In our case, we choose at most 50 static neighbors and 10 dynamic neighbors for each target node. (2) network setting. The embedding size of the user/item ID: 32, the network structure: 128-64-32, the optimizer: Adam, the activation function: ReLU in the first two layers and sigmoid in the last layer, dropout rate: 0.3, learning rate:0.005. These settings are shared between our Neighbor-Enhanced-YoutubeDNN model and the baseline YoutubeDNN model. For the neighbor enhancement structure, the dimensions of the q attention variable of the two attention layers are set to be 64 and 32, respectively.

3.2 Results

Overall, the experimental results of the enhanced model surpass the baseline model in all three datasets. We use the AUC value (Area Under ROC) as the evaluation metric for the CTR experiments. An AUC gain of 0.001 is remarkable, which could lead to a

²<https://grouplens.org/datasets/movielens/1m/>

Table 2: Experiment result on MovieLens 1M

Model	AUC
YoutubeDNN	0.9779
Neighbor-Enhanced-YoutubeDNN	0.9790(+0.0011)

Table 3: Experiment result on MovieLens 1M'

Model	AUC
YoutubeDNN	0.9579
Neighbor-Enhanced-YoutubeDNN	0.9631(+0.0052)

Table 4: Experiment result on MovieLens 1M' Sparse

Model	AUC
YoutubeDNN	0.8872
Neighbor-Enhanced-YoutubeDNN	0.9131(+0.0259)
User-Enhanced-YoutubeDNN	0.9081(+0.0218)
Item-Enhanced-YoutubeDNN	0.8913(+0.005)

significant online performance improvement in industrial recommendation systems. In MovieLens 1M dataset, it increases 0.0011 in absolute AUC value, which indicates that even if the situation is not long-tailed there may also get an improvement (Table 2). For those two long-tail datasets, the advantages are obvious, with absolute AUC gains rising to 0.0052 and 0.0259 (Table 3 and Table 4). Besides, we conducted ablation tests in the MovieLens 1M' Sparse dataset to demonstrate the effect of neighbor enhancement structure from user and item perspectives separately. The User-Enhanced-youtubeDNN and Item-Enhanced-youtubeDNN in Table 4 represent the models that include the neighbor enhancement structures only in user perspective and item perspective respectively. The absolute AUC gains of them are about 0.0218 and 0.005. It confirms the assumption that the neighbor enhancement structure can enhance the representation of both users and items, mitigating the long-tail ranking problem.

4 CONCLUSIONS AND FUTURE WORK

In this paper, we tackle the long-neglected "long-tail ranking problem" with a novel neighbor enhancement method. We obtain the neighbors of the target user/item from two perspectives, static and dynamic, and then enhances the representation of a given user/item by aggregating its neighbors with multi-level attention, which weights different neighbor nodes and balance the effects of static and dynamic neighbors. Public dataset experiments demonstrate the effectiveness of our suggested method. In the future, we will try more advanced neighbor searching methods to further mitigate "the long-tail ranking problem" and explore the algorithm effectiveness in other rank applications, such as CVR, like rate.

REFERENCES

- [1] Heng-Tze Cheng, Levent Koc, Jeremiah Harmsen, Tal Shaked, Tushar Chandra, Hrishu Aradhye, Glen Anderson, Greg Corrado, Wei Chai, Mustafa Ipsir, et al. 2016. Wide & deep learning for recommender systems. In *Proceedings of the 1st workshop on deep learning for recommender systems*. 7–10.
- [2] Paul Covington, Jay Adams, and Emre Sargin. 2016. Deep neural networks for youtube recommendations. In *Proceedings of the 10th ACM conference on recommender systems*. 191–198.
- [3] Mihajlo Grbovic and Haibin Cheng. 2018. Real-time personalization using embeddings for search ranking at airbnb. In *Proceedings of the 24th ACM SIGKDD International Conference on Knowledge Discovery & Data Mining*. 311–320.

- [4] Arkadiusz Paterek. 2007. Improving regularized singular value decomposition for collaborative filtering. In *Proceedings of KDD cup and workshop*, Vol. 2007. 5–8.
- [5] Andrew I Schein, Alexandrin Popescul, Lyle H Ungar, and David M Pennock. 2002. Methods and metrics for cold-start recommendations. In *Proceedings of the 25th annual international ACM SIGIR conference on Research and development in information retrieval*. 253–260.
- [6] Yizhou Sun and Jiawei Han. 2012. Mining heterogeneous information networks: principles and methodologies. *Synthesis Lectures on Data Mining and Knowledge Discovery* 3, 2 (2012), 1–159.
- [7] Petar Veličković, Guillem Cucurull, Arantxa Casanova, Adriana Romero, Pietro Lio, and Yoshua Bengio. 2017. Graph attention networks. *arXiv preprint arXiv:1710.10903* (2017).
- [8] Jizhe Wang, Pipei Huang, Huan Zhao, Zhibo Zhang, Binqiang Zhao, and Dik Lun Lee. 2018. Billion-scale commodity embedding for e-commerce recommendation in alibaba. In *Proceedings of the 24th ACM SIGKDD International Conference on Knowledge Discovery & Data Mining*. 839–848.
- [9] Guorui Zhou, Na Mou, Ying Fan, Qi Pi, Weijie Bian, Chang Zhou, Xiaoqiang Zhu, and Kun Gai. 2019. Deep interest evolution network for click-through rate prediction. In *Proceedings of the AAAI conference on artificial intelligence*, Vol. 33. 5941–5948.
- [10] Guorui Zhou, Xiaoqiang Zhu, Chenru Song, Ying Fan, Han Zhu, Xiao Ma, Yanghui Yan, Junqi Jin, Han Li, and Kun Gai. 2018. Deep interest network for click-through rate prediction. In *Proceedings of the 24th ACM SIGKDD International Conference on Knowledge Discovery & Data Mining*. 1059–1068.