

Graph Adversarial Immunization for Certifiable Robustness

Shuchang Tao, Qi Cao*, Huawei Shen*, *Member, IEEE*, Yunfan Wu, Liang Hou,
and Xueqi Cheng, *Senior Member, IEEE*

Abstract—Despite achieving great success, graph neural networks (GNNs) are vulnerable to adversarial attacks. Existing defenses focus on developing adversarial training or model modification. In this paper, we propose and formulate *graph adversarial immunization*, i.e., vaccinating part of graph structure to improve certifiable robustness of graph against any admissible adversarial attack. We first propose edge-level immunization to vaccinate node pairs. Unfortunately, such edge-level immunization cannot defend against emerging node injection attacks, since it only immunizes existing node pairs. To this end, we further propose node-level immunization. To avoid computationally intensive combinatorial optimization associated with adversarial immunization, we develop *AdvImmune-Edge* and *AdvImmune-Node* algorithms to effectively obtain the immune node pairs or nodes. Extensive experiments demonstrate the superiority of AdvImmune methods. In particular, AdvImmune-Node remarkably improves the ratio of robust nodes by 79%, 294%, and 100%, after immunizing only 5% of nodes. Furthermore, AdvImmune methods show excellent defensive performance against various attacks, outperforming state-of-the-art defenses. To the best of our knowledge, this is the first attempt to improve certifiable robustness from graph data perspective without losing performance on clean graphs, providing new insights into graph adversarial learning.

Index Terms—Adversarial Immunization, Graph Neural Networks, Adversarial Attack, Node Classification, Certifiable Robustness.

1 INTRODUCTION

GRAPH Neural Networks (GNNs) have achieved significant success in many tasks, such as node classification [1], [2], [3], cascade prediction [4], recommender systems [5], and fraud detection [6], [7]. However, GNNs have been shown to be vulnerable to adversarial attacks [8], [9], [10], [11], [12], i.e., imperceptible perturbations on graph data can easily fool GNNs. Such vulnerability of GNNs may cause tremendous security risks, especially in the safety-critical area. Take fraud detection as an example, fraudsters fool GNN by perturbing graphs to misclassify fraudsters, so as to defraud loans and cause serious economic losses.

Numerous works focus on developing defense strategies against adversarial attacks on GNN models, including adversarial training [13], [14], [15], model modification [16], [17], and so on [18], [19], [20]. These methods have emerged swiftly and have demonstrated their effectiveness in enhancing the performance of GNNs [21], [22]. Nonetheless, these approaches are typically heuristic and their efficacy is limited to specific attacks, rather than being universally applicable to all attacks [23]. As a result, an endless cat-and-mouse game ensues between adversarial attacks and defense strategies [23]. To address this the attack-defense dilemma, recent studies have turned to robustness certifica-

tion and robust training on graphs [23], [24], [25] against any admissible adversarial attack [26], [27], [28], [29]. However, this robust training may inadvertently impair the performance of GNN models on the clean graph, an outcome that is not desirable in the absence of adversarial attacks.

We propose and formulate *graph adversarial immunization*, a pioneering guideline for enhancing certifiable robustness against any permissible adversarial attack from graph data perspective. The concept of *adversarial immunization* involves vaccinating a part of node pairs or individual nodes in advance to protect them from attack modifications, thereby enhancing the graph's overall robustness. We propose both node-level and edge-level immunization for different scenarios. Edge-level immunization targets edges or node pairs, suitable for situations requiring fine immunization. In contrast, node-level immunization protects nodes from having their connections or disconnections to other nodes modified, making it more practical and better suited for defending against emerging node injection attacks [11], [12]. Importantly, adversarial immunization is a versatile strategy that not only enhances certifiable robustness against any permissible attack but also avoids performance degradation on the unattacked clean graph.

We propose two algorithms called AdvImmune-Edge and AdvImmune-Node for edge-level and node-level immunization, respectively. To circumvent the computational cost of combinatorial optimization when solving adversarial immunization, AdvImmune-Edge obtains the immune edges or node pairs with meta-gradient in a discrete way, and AdvImmune-Node solves node-level immunization by designing and computing robustness gain. These two methods are collectively referred to as AdvImmune methods.

To provide a clear understanding of adversarial immunization, we demonstrate its effect on the Karate club

*Corresponding authors

- Shuchang Tao, Qi Cao, Huawei Shen, Yunfan Wu and Liang Hou are with the Data Intelligence System Research Center, Institute of Computing Technology, Chinese Academy of Sciences (CAS) and University of Chinese Academy of Sciences (UCAS), Beijing, 100190, China. E-mail: {taoshuchang18z, caoqi, shenhuawei, wuyunfan19b, houliang17z}@ict.ac.cn
- Xueqi Cheng is with the CAS Key Laboratory of Network Data Science and Technology, Institute of Computing Technology (ICT), Chinese Academy of Sciences (CAS), Beijing, 100190, China. E-mail: cxq@ict.ac.cn

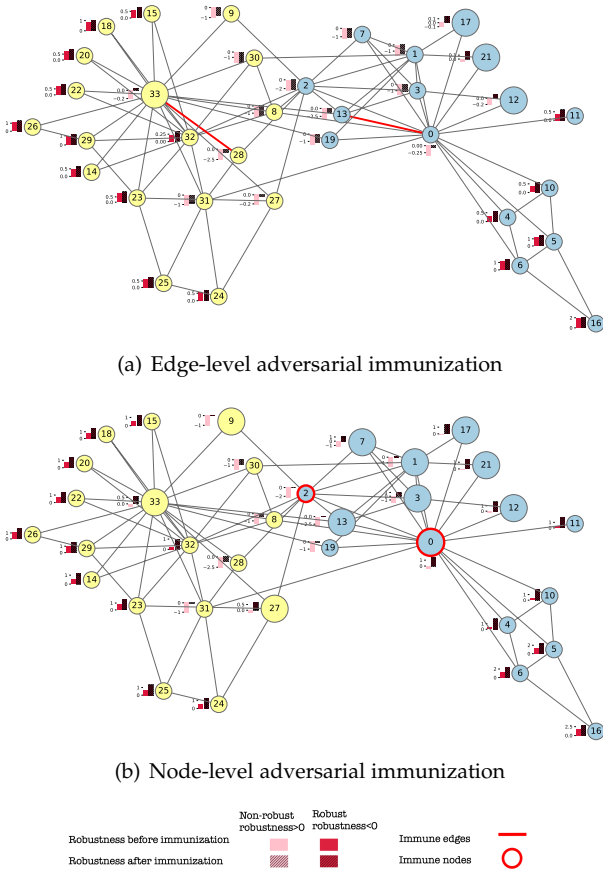


Fig. 1. Effect of graph adversarial immunization on Karate club network. Colors differentiate nodes into two classes. The red edges/circles indicate the immune edges/nodes. Two bars represent the node's robustness before immunization (non-striped background) and after immunization (striped background). The color of bar indicates whether the node is certified as robust: a red bar refers to a robust node (node's robustness > 0 , such as Node 20), a pink bar refers to a non-robust node (node's robustness < 0 , such as Node 8). A larger node size denotes a node that becomes robust through the immunization process.

network. For edge-level immunization, Figure 1(a) shows that immunizing just 2 edges results in an increase of 4 nodes (larger nodes) that are certified as robust against any permissible attack. Intuitively, we have observed that the immune edges (Edge 28-33 and Edge 13-0) connect large-degree nodes with nodes of the same class. Specifically, Node 33 and Node 0 possess the highest degree, respectively. Moreover, Node 28 is connected to Node 2, belonging to a different class. If an attacker removes Edge 28-33, the model may misclassify Node 28 as Node 2's class, because the model may overemphasize the information from the neighbor Node 2. Similarly, Node 13 is also connected to Node 33, which belongs to another class. As for node-level immunization, Figure 1(b) illustrates that 11 more nodes become robust against any admissible attack, only immunizing 2 nodes in advance. Indeed, AdvImmune methods exhibit a significant improvement in certifiable robustness when applied to real large-scale networks. Results on Reddit reveal that with a moderate immune budget of merely 5% nodes, the ratio of robust nodes improves by 294%. Such findings demonstrate the effectiveness of AdvImmune methods, i.e., immunizing a reasonable fraction of critical nodes or node pairs in advance can notably improve the

certifiable robustness of graph.

Adversarial immunization has much potential in real-world applications. For example, in credit scoring systems [30], immunization maintains certain critical users or the relations between user pairs to prevent fraudsters from pretending to be normal customers, avoiding serious financial losses.

The initial publication on edge-level immunization was presented at the 14th ACM International Conference on Web Search and Data Mining (WSDM '21) [31]. The conference version highlights the following contributions:

- 1) This pioneering work introduces and formalizes *adversarial immunization*, improving certifiable robustness against any admissible attack and contributing fresh perspectives to graph adversarial learning.
- 2) We propose AdvImmune-Edge, an innovative approach that utilizes meta-gradient for adversarial immunization, thereby circumventing the need for expensive combinatorial optimization.
- 3) Comprehensive experiments validate the effectiveness of AdvImmune-Edge on three benchmark datasets, substantially enhancing the ratio of robust nodes.

The conference version [31] focuses on edge-level immunization. Recently, the emerging node injection attacks have raised great attention [11], [12], [32], [33], where attacker injects malicious nodes to degrade GNN performance. Edge-level immunization cannot deal with these attacks since it can only immunize the existing edges or node pairs. Besides, when facing some tough attacks, AdvImmune-Edge may require quite a lot of immune budgets, and has to calculate and immunize them one by one, resulting in high computational cost. To deal with these situations, we further propose a new *node-level immunization*, which vaccinates a fraction of nodes in advance, to protect the connections/disconnections of them from being modified by attacks.

However, the transition from edge-level to node-level immunization is not a simple extension, but rather presents unique challenges. The worst-case perturbed graphs differ before and after immunization, leading to inaccuracies in estimating the impact of node pairs or nodes. This issue is further magnified in node-level immunization, potentially resulting in suboptimal immune nodes. To address these challenges, we propose *AdvImmune-Node*. Specifically, we design robustness gain to accurately estimate impact of node. To mitigate time-consuming computations, we propose additional strategies including candidate selection and lazy update. AdvImmune-Node defends against node injection attacks by protecting certain nodes from being connected to any malicious node. It is more flexible to tackle various attack scenarios with an affordable immune budget. We summarize the main additional contributions:

- 1) We propose node-level immunization and unify both node-level and edge-level immunization into a general formalization.
- 2) We propose AdvImmune-Node algorithm to solve node-level immunization effectively, by designing and computing robustness gain.
- 3) Experiments demonstrate AdvImmune-Node remarkably improves ratio of robust nodes by 79%, 294%,

100%, with an affordable immune budget of 5% nodes.

- 4) AdvImmune methods exhibit excellent performance against both node injection and graph modification attacks, outperforming state-of-the-art defense methods.¹

2 PRELIMINARIES

Adversarial learning on graphs mainly targets semi-supervised node classification. This section initially introduces this task, along with a widely used GNN to tackle it. Besides, we discuss the robustness certification against any admissible attack.

Semi-supervised node classification. Given an attributed graph $G = (\mathbf{A}, \mathbf{X})$, $\mathbf{A} \in \{0, 1\}^{N \times N}$ is the adjacency matrix and $\mathbf{X} \in \mathbb{R}^{N \times d}$ is the attribute matrix consisting of node attributes, N is the number of nodes and d is the dimension of node attributes. In semi-supervised node classification, a subset of nodes are labelled from class sets \mathcal{K} . The goal is to assign a label for each unlabelled node by the learned classifier $\mathbf{Y} = f(\mathbf{A}, \mathbf{X}) \in \mathbb{R}^{N \times K}$, where $K = |\mathcal{K}|$ is the number of classes.

Graph neural networks. GNNs have shown significant success in semi-supervised node classification task [1], [2], [34]. Among existing GNNs, π -PPNP [2], [23] exhibits exceptional performance. It links graph convolutional networks (GCN) to PageRank to effectively capture the impact of infinitely neighborhood aggregation, and separates feature transformation from propagation to simplify model structure. In this paper, we follow Bojchevski *et al.* [23] using π -PPNP to address node classification. The formulation is:

$$\mathbf{Y} = \text{softmax}(\mathbf{\Pi}\mathbf{H}), \quad \mathbf{H} = f_{\theta}(\mathbf{X}), \quad (1)$$

where $\mathbf{H} \in \mathbb{R}^{N \times K}$ is the transformed features computed by a neural network f_{θ} , and θ is the parameters of the neural network, $\mathbf{H}^{\text{diff}} := \mathbf{\Pi}\mathbf{H}$ is defined as the *diffused logits*, which are the unnormalized outputs with real numbers ranging from $(-\infty, +\infty)$, often referred to as raw predictions. $\mathbf{\Pi} = (1 - \alpha)(\mathbf{I}_N - \alpha\mathbf{D}^{-1}\mathbf{A})^{-1}$ is personalized PageRank [35] that measures distance between nodes, and \mathbf{D} is a diagonal degree matrix with $D_{ii} = \sum_j \mathbf{A}_{ij}$. The personalized PageRank with source node t on graph G is written as: $\pi_G(\mathbf{e}_t) = (1 - \alpha)\mathbf{e}_t(\mathbf{I}_N - \alpha\mathbf{D}^{-1}\mathbf{A})^{-1}$, where \mathbf{e}_t is the t -th canonical basis vector (row vector). $\pi_G(\mathbf{e}_t) = \mathbf{\Pi}_{t,:}$ is the t -th row of personalized PageRank matrix $\mathbf{\Pi}$.

Robustness certification. Since GNN models are vulnerable to adversarial attacks, Bojchevski *et al.* [23] certify the robustness of each node against any admissible attack on graph by *worst-case margin*. Specifically, the difference between the raw predictions of node t on label class y_t and other class k defines the *margin* on the perturbed graph \tilde{G} . Taking π -PPNP as a typical GNN model, the formula of the defined margin is as follows:

$$m_{y_t, k}(t, \tilde{G}) = \mathbf{H}_{t, y_t}^{\text{diff}} - \mathbf{H}_{t, k}^{\text{diff}} = \pi_{\tilde{G}}(\mathbf{e}_t)(\mathbf{H}_{:, y_t} - \mathbf{H}_{:, k}), \quad (2)$$

where y_t is the label class of node t .

For target node t , the *worst-case margin* between class y_t and class k under any admissible perturbation $\tilde{G} \in \mathcal{Q}$ is:

$$\begin{aligned} m_{y_t, k}(t, \tilde{G}^*) &= \min_{\tilde{G} \in \mathcal{Q}} m_{y_t, k}(t, \tilde{G}) \\ &= \min_{\tilde{G} \in \mathcal{Q}} \pi_{\tilde{G}}(\mathbf{e}_t)(\mathbf{H}_{:, y_t} - \mathbf{H}_{:, k}), \end{aligned} \quad (3)$$

where \tilde{G} is the perturbed graph, and \mathcal{Q} is the set of admissible perturbed graphs. Note that the goal of threat model/adversary is to minimize worst-case margin (Eq. 3), to misclassify the GNN. The perturbations satisfy both global budget and local budget, where global budget B means there are at most B perturbing edges, and local budget b_t limits node t to have no more than b_t perturbing edges. Node t is certifiably robust when:

$$m_{y_t, k_t}(t, \tilde{G}^*) = \min_{k \neq y_t} m_{y_t, k}(t, \tilde{G}^*) > 0, \quad (4)$$

where k_t is the most likely class among other classes. In other words, whether a node is robust is determined by the worst-case margin against any admissible perturbed graph. This certification method directly measures the robustness of node/graph under GNNs. Bojchevski *et al.* [23] use policy iteration with reward $\mathbf{r} = -(\mathbf{H}_{:, y_t} - \mathbf{H}_{:, k})$ to find the worst-case perturbed graph.

3 ADVERSARIAL IMMUNIZATION FORMULATION

In this section, we formalize the problem of graph adversarial immunization. Adversarial immunization aims to improve the certifiable robustness of nodes against any admissible attack, i.e., the minimal *worst-case* margin of nodes under node classification task. Specifically, by vaccinating appropriate node pairs or nodes in advance, GNN model can correctly classify nodes even under the worst case. The general goal of adversarial immunization is formalized as:

$$\begin{aligned} \max_{\mathbf{M} \in \mathcal{M}} \min_{k \neq y_t} \min_{\tilde{G} \in \mathcal{Q}_{\mathbf{M}}} m_{y_t, k}(t, \tilde{G}) \\ \mathbf{A}_{\tilde{G}} = \mathbf{A} + \mathbf{A}'_{\tilde{G}} \circ \mathbf{M}, \end{aligned} \quad (5)$$

where $\mathbf{M} \in \{0, 1\}^{N \times N}$ is the immune graph, $\mathbf{A}_{\tilde{G}}$ is the adjacency matrix of modified graph \tilde{G} with the contribution of both perturbing graph $\mathbf{A}'_{\tilde{G}}$ and immune graph \mathbf{M} , and \circ is the Hadamard product indicating element-wise multiplication. $\mathcal{Q}_{\mathbf{M}}$ is the admissible perturbed graph set corresponding to the current immune graph \mathbf{M} , i.e., the perturbations involving the immune nodes or node pairs are removed from the original \mathcal{Q} . In immune graph \mathbf{M} , an element=0 indicates that the corresponding node pair is immunized, which filters the influence of perturbations, while an element=1 implies that the corresponding node pair is not immunized and may be attacked. In other words, \mathbf{M} can be regarded as a mask, protecting these immune node pairs from being attacked. Note that the assumption of adversarial immunization is that it can protect a portion of data from attacks, a reasonable and acceptable assumption given the defense role of immunization. This defense mechanism can be incorporated into the system by creating a filter that blocks connections between specific nodes, thereby safeguarding immune edges and nodes.

Notably, we use \mathbf{M}_E to denote the immune graph of edge-level immunization, and \mathbf{M}_V for that of node-level

1. The code and data used in the paper is released at <https://github.com/TaoShuchang/AdvImmune/>

immunization. In particular, $\mathbf{M}_V = \mathbf{m} \otimes \mathbf{m}$, where \otimes means outer product, $\mathbf{m} \in \{0, 1\}^{N \times 1}$ represents the immune nodes, and each element of \mathbf{m} indicates whether the node is immune node or not. Due to the limited immune budget in reality, we cannot immunize all node pairs or all nodes. For edge-level adversarial immunization, we provide immune edge budget D_E to constrain the choice of immune node pairs. The number of immune node pairs should be no more than D_E , i.e., $\#_0(\mathbf{M}_E) \leq D_E$, where $\#_0(\mathbf{M}_E)$ denotes the number of zero elements in \mathbf{M}_E . The set of admissible \mathbf{M}_E is defined as:

$$\mathcal{M}_E = \{\mathbf{M}_E | \mathbf{M}_E \in \{0, 1\}^{N \times N}, \#_0(\mathbf{M}_E) \leq D_E\}. \quad (6)$$

For node-level adversarial immunization, we also provide immune node budget D_V to constrain the number of immune nodes. We define the set of admissible immune nodes \mathbf{m} as:

$$\mathcal{M}_V = \{\mathbf{m} | \mathbf{m} \in \{0, 1\}^N, \#_0(\mathbf{m}) \leq D_V\}. \quad (7)$$

The above immunization objective function (Ep. 5) is for a single node t . To improve certifiable robustness of the entire graph, we take the sum of the worst-case margins over all nodes as overall objective of adversarial immunization:

$$\max_{\mathbf{M} \in \mathcal{M}} J(\mathbf{M}) = \max_{\mathbf{M} \in \mathcal{M}} \sum_{t \in \mathcal{V}} \min_{k \neq y_t} \min_{\tilde{G} \in \mathcal{Q}_{\mathbf{M}}} m_{y_t, k}(t, \hat{G}), \quad (8)$$

where $J(\mathbf{M})$ denotes the objective function, \mathcal{V} is the node set of graph G .

Challenges: Obtaining the optimal immune node pairs or nodes presents challenges due to two primary issues. Firstly, the computational expense of selecting a set of specific node pairs or nodes from the total pool is high. Given an immune budget of D , potential immunization plans are $\binom{N^2}{D}$ for edge-level and $\binom{N}{D}$ for node-level. This results in a prohibitive search cost of $\mathcal{O}(N^{2D})$ or $\mathcal{O}(N^D)$, making the efficient identification of optimal immune node pairs or nodes challenging. Secondly, the discrete nature of graph data poses an additional challenge. The resulting non-differentiability obstructs the back-propagation of gradients, thereby hindering the optimization of immune node pairs.

4 EDGE-LEVEL ADVERSARIAL IMMUNIZATION

In this section, we propose an effective algorithm AdvImmune-Edge, which utilizes meta-gradient to select and immunize suitable node pairs in advance, thereby enhancing the certifiable robustness of the graph.

4.1 AdvImmune-Edge Method

The objective function of edge-level immunization is:

$$\max_{\mathbf{M}_E \in \mathcal{M}_E} J(\mathbf{M}_E) = \max_{\mathbf{M}_E \in \mathcal{M}_E} \sum_{t \in \mathcal{V}} \min_{k \neq y_t} \min_{\tilde{G} \in \mathcal{Q}_{\mathbf{M}_E}} m_{y_t, k}(t, \hat{G}) \quad (9)$$

$$\mathbf{A}_{\tilde{G}} = \mathbf{A} + \mathbf{A}'_{\tilde{G}} \circ \mathbf{M}_E.$$

We innovatively tackle it by greedy algorithm via meta-gradient to obtain the optimal immune graph matrix.

Meta-gradient of immune graph matrix. Meta-gradient is the gradient of hyperparameters [26], [36]. Regarding

immune graph \mathbf{M}_E as a hyperparameter, we compute the meta-gradient of \mathbf{M}_E using the objective function:

$$\nabla_{\mathbf{M}_E}^{\text{meta}} = \nabla_{\mathbf{M}_E} \left[\sum_{t \in \mathcal{V}} \min_{k \neq y_t} \min_{\tilde{G} \in \mathcal{Q}_{\mathbf{M}_E}} m_{y_t, k}(t, \hat{G}) \right], \quad (10)$$

where $\nabla_{\mathbf{M}_E}^{\text{meta}}$ is the meta-gradient of immune graph matrix \mathbf{M}_E . Each entry in $\nabla_{\mathbf{M}_E}^{\text{meta}}$ signifies the impact of the corresponding node pair on the objective function, i.e., worst-case margin. Before computing meta-gradient, we first determine the most likely class k_t which minimizes the *worst-case* margin of each node t :

$$k_t = \arg \min_{k \neq y_t} m_{y_t, k}(t, \hat{G}). \quad (11)$$

We also compute perturbed graph that minimizes the *worst-case* margin with the current \mathbf{M}_E , according to $\tilde{G}^* = \arg \min_{\tilde{G} \in \mathcal{Q}_{\mathbf{M}_E}} m_{y_t, k}(t, \tilde{G})$. And \tilde{G}^* is updated every immunizing a certain number of node pairs.

Performing gradient optimization directly may result in decimals and elements greater than 1 or smaller than 0 in immune graph matrix, making \mathbf{M}_E no longer a matrix indicating the immune choice of node pairs in graph. To address this issue, we optimize the immune graph matrix discretely using greedy algorithm.

Meta-gradient greedy selection. The objective of immunization is a maximization problem, which we address using discrete gradient ascent. Specifically, we compute the meta-gradient for each entry of the matrix \mathbf{M}_E , and select node pairs with the greatest impact greedily. To maximize objective J , it is necessary to have a positive ΔJ , meaning $\Delta J > 0$. The variation in the objective function is determined by $\Delta J = \Delta \mathbf{M}_E \cdot \nabla_{\mathbf{M}_E}^{\text{meta}}$. Considering that \mathbf{M}_E is initialized with all elements equal to 1 and can only change from 1 to 0, it implies that $\Delta \mathbf{M}_E < 0$. As a result, $\nabla_{\mathbf{M}_E}^{\text{meta}} < 0$, signifying that only the negative gradient contributes to the maximization of the objective function. The element with the highest absolute value in the negative gradient corresponds to the direction where the loss increases most rapidly [37]. Therefore, we define the inverse of meta-gradient as the value of corresponding node pair as $V_{(i, j)} = -\nabla_{\mathbf{M}_E}^{\text{meta}}(i, j)$, which signifies the impact of the corresponding node pair on the adversarial immunization objective.

In order to preserve node pairs with the greatest impact, we greedily select entries with the maximum value in V :

$$(i^*, j^*) = \arg \max_{(i, j)} V_{(i, j)}, \quad (12)$$

and set corresponding entries in \mathbf{M}_E to zero to immunize node pairs, protecting them from being attacked.

4.2 Algorithm

This section elucidates AdvImmune-Edge algorithm, which obtains immune node pairs to improve the certifiable robustness of graph (Algorithm 1). Initially, \mathbf{M}_E is set as a matrix with all elements as 1, indicating no immunized node pair. The algorithm then iteratively selects node pairs with the highest impact. In each iteration, we choose the most likely class k_t minimizing the worst-case margin. The core step is to calculate the meta-gradient of objective function

Algorithm 1 AdvImmune-Edge immunization on graphs

```

1: Input: Graph  $G = (\mathbf{A}, \mathbf{X})$ , immune edge budget  $D_E$ 
2: Output: Immune graph matrix  $\mathbf{M}_E$ 
3:  $\mathbf{M}_E = \text{ones}(N, N)$  initialization
4: while number of immune node pairs in  $\mathbf{M}_E < D_E$  do
5:    $\hat{G}^* \leftarrow$  update attack every  $D_E/c$  edges immunized
6:    $k_t \leftarrow$  the class which minimizes the worst-case margin of each node  $t$  as Eq. 11
7:    $\hat{G} \leftarrow$  perturbing with  $\hat{G}^*$  and immunizing with  $\mathbf{M}_E$ 
8:    $\nabla_{\mathbf{M}_E}^{\text{meta}} \leftarrow$  the meta-gradient computing in Eq. 10
9:    $V \leftarrow -\nabla_{\mathbf{M}_E}^{\text{meta}}$ 
10:   $V_{(i,j)} = 0, \forall (i,j) \in \mathbf{M}_E$  exclude node pairs that have already been immunized.
11:   $(i^*, j^*) \leftarrow$  maximal entry in  $V$ 
12:   $\mathbf{M}_E[i^*, j^*] = 0 \leftarrow$  immunize one more node pair  $(i^*, j^*)$ 
13: end while
14: Return:  $\mathbf{M}_E$ 

```

for \mathbf{M}_E and the corresponding value $V_{(i,j)}$. Node pairs that have already been immunized (in \mathbf{M}_E) are excluded to avoid repetition. The maximum entry in $V_{(i,j)}$ is selected and the corresponding entry in \mathbf{M}_E is set to zero. The process repeats until sufficient immune node pairs are acquired.

Figure 2 illustrates the training and test process of our AdvImmune-Edge. For the training phase, we adopt surrogate attack to generate the worst-case perturbed graph, and then we select and immunize suitable edges or node pairs using the meta-gradient (Algorithm 1). For test, the immune graph serves as a mask, protecting certain node pairs from being modified, thereby improving the certifiable robustness of the graph against any admissible adversarial attack.

4.3 Complexity Analysis

The computational complexity of AdvImmune-Edge algorithm depends on GNN model. Assuming the computational complexity of GNN model, i.e., the complexity of the surrogate attack, is $\mathcal{O}(T)$. Specifically, under π -PPNP, the personalized PageRank matrix π involves the inversion operation, resulting in a computational complexity of $\mathcal{O}(T) = \mathcal{O}(N^3)$. Calculate the minimal worst-case margins for each pair of classes (k_1, k_2) results in a computational complexity of $\mathcal{O}(K^2 \cdot T)$ in each iteration. To improve the estimate of meta-gradients, we also update the surrogate attack constant times, represented as c , where c typically hovers around 100. The optimization process of immunization, which includes operations of both element-wise multiplication and meta-gradient, demands a computational complexity of $\mathcal{O}(N^2)$. Considering the total of D_E iterations to identify the optimal D_V node pairs for immunization, AdvImmune-Edge method has a computational complexity of $\mathcal{O}(c \cdot K^2 \cdot T + D_E \cdot N^2)$.

5 NODE-LEVEL ADVERSARIAL IMMUNIZATION

In this section, we focus on node-level adversarial immunization. We propose AdvImmune-Node method to select immune nodes effectively and efficiently, and protect them from attacks to improve the certifiable robustness of graph. We also provide the algorithm and complexity analysis.

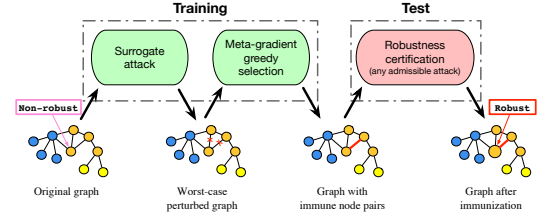


Fig. 2. The training and test process of the AdvImmune-Edge algorithm.

5.1 AdvImmune-Node Method

The node-level immunization vaccinates a fraction of nodes, protecting all their relationships from being modified by attacks. That is, the attacker cannot add any edges to these nodes, nor delete the existing edges of them. We present the node-level immunization problem in matrix form:

$$\begin{aligned} \max_{\mathbf{m} \in \mathcal{M}_V} J(\mathbf{m}) &= \max_{\mathbf{m} \in \mathcal{M}_V} \sum_{t \in \mathcal{V}} \min_{k \neq y_t} \min_{\hat{G} \in \mathcal{Q}_m} m_{y_t, k}(t, \hat{G}) \\ \mathbf{A}_{\hat{G}} &= \mathbf{A} + \mathbf{A}'_{\hat{G}} \circ (\mathbf{m} \otimes \mathbf{m}), \end{aligned} \quad (13)$$

where $\mathbf{m} \otimes \mathbf{m}$ is the immune graph. In the vector \mathbf{m} , 0 represents the immune node, whose relationships will be protected, while 1 implies the corresponding node is not immunized and may be attacked. Similar to Section 4.1, we also adopt discrete gradient ascent, in which the element with the greatest absolute value in the negative gradient represents the direction of most rapid growth of loss [37]. The node's value is defined as the meta-gradient inverse:

$$\begin{aligned} V &= -\nabla_{\mathbf{m}}^{\text{meta}} \\ \nabla_{\mathbf{m}}^{\text{meta}} &= \nabla_{\mathbf{m}} \left[\sum_{t \in \mathcal{V}} \min_{k \neq y_t} \min_{\hat{G} \in \mathcal{Q}_m} m_{y_t, k}(t, \hat{G}) \right]. \end{aligned} \quad (14)$$

However, node-level adversarial immunization faces its own unique challenges that meta-gradient-based greedy algorithm cannot solve well.

Challenges. As shown in Figure 2, during training, the worst-case perturbed graph used by immune node pairs is calculated from the original graph before immunization. For the test, the worst-case perturbed graph in robustness certification is calculated according to the graph after immunization. The two perturbations are different. As a result, the immune node pairs or nodes may not be optimal on the new worst-case perturbation. Fortunately, it is tolerable for edge-level immunization since there is only several immune edges (node pairs) difference between the perturbations before and after immunization. However, node-level immunization amplifies the inaccuracy. In other words, immunizing one node means protecting N node pairs, so it will be unreliable to immunize nodes calculated only by inaccurate estimation.

To address the problem, we propose a novel method, AdvImmune-Node based on robustness gain to obtain immune nodes.

Robustness gain. The challenges mainly come from the inaccurate estimation caused by different worst-case perturbed graphs before and after immunization. It is best to select immune nodes based on the real worst-case perturbed graph after immunization. A direct way is to calculate the gain on robustness before and after immunizing the node, namely *robustness gain* Δ . Specifically, assuming that one

Algorithm 2 AdvImmune-Node immunization on graphs

```

1: Input: Graph  $G = (\mathbf{A}, \mathbf{X})$ , immune node budget  $D_V$ 
2: Output: Immune nodes  $\mathbf{m}$ 
3:  $\mathbf{m} = \text{ones}(N, 1)$  initialization
4:  $\hat{G} \leftarrow$  graph with current  $\mathbf{m}$ 
5:  $V \leftarrow$  values computed in Eq. 14
6:  $P \leftarrow$  candidate nodes with large  $V$ 
7:  $\Delta_j \leftarrow$  robustness gain for each node  $j$  in  $P$  as Eq. 15.
8: Sort  $P$  by  $\Delta_j$  from large to small
9: while number of immune nodes in  $\mathbf{m} < D_V$  do
10:   while True do
11:     Select node  $j_1 = \arg \max_{j \in P} (\Delta_j)$  in  $P$ 
12:     Update  $\Delta_{j_1}$  for node  $j_1$  as Ep. 15
13:      $j_2 = \arg \max_{j \in P} (\Delta_j)$  the maximum gain
14:     if  $j_1 == j_2$  do
15:       break
16:     end if
17:   end while
18:    $\mathbf{m}[j_1] = 0 \leftarrow$  immunize one more node  $j_1$ 
19:   Remove node  $j_1$  from candidate set  $P$ 
20:    $\hat{G} \leftarrow$  graph with current  $\mathbf{m}$ 
21: end while
22: Return:  $\mathbf{M}_V$ 

```

more node j is immunized on the current immune graph $\mathbf{m} \otimes \mathbf{m}$, we calculate new robustness based on the new worst-case perturbed graph after immunizing j , and the additional robustness brought by immunizing node j is denoted as Δ_j . We formalize the robustness gain Δ_j :

$$\Delta_j = \sum_{t \in V} m_{y_t, k_t}(t, \hat{G}^j) - \sum_{t \in V} m_{y_t, k_t}(t, \hat{G}) \quad (15)$$

$$\mathbf{A}_{\hat{G}^j} = \mathbf{A} + \mathbf{A}'_{\hat{G}^j} \circ (\mathbf{m}^j \otimes \mathbf{m}^j), \tilde{G}^{j*} = \arg \min_{\tilde{G}^j \in \mathcal{Q}_m^j} m_{y_t, k}(t, \tilde{G}^j)$$

$$\mathbf{A}_{\tilde{G}} = \mathbf{A} + \mathbf{A}'_{\tilde{G}} \circ (\mathbf{m} \otimes \mathbf{m}), \tilde{G}^* = \arg \min_{\tilde{G} \in \mathcal{Q}_m} m_{y_t, k}(t, \tilde{G}),$$

where the robustness gain Δ_j of node j means the difference between new robustness on new immune graph $\mathbf{m}^j \otimes \mathbf{m}^j$ (after immunizing node j) and the original robustness on current immune graph $\mathbf{m} \otimes \mathbf{m}$. \mathbf{m} indicates the current immune nodes, and \mathbf{m}^j immunizes one more node j than the \mathbf{m} . \mathcal{Q}_m means the current admissible perturbed graph set, and \mathcal{Q}_m^j denotes new perturbed graph set after immunizing j , i.e., removing all perturbations involving node j and its corresponding edges and node pairs. \tilde{G}^{j*} is the new worst-case perturbed graph assuming immunizing one more node j . Robustness gain reflects how much the robustness of graph can be gained if we immunize node j .

As for practical immunization, we can vaccinate the node with the greatest robustness gain, and update gain after each immunization. However, robustness gain requires searching for the new worst-case perturbed graph, which is time-consuming. We consider a more efficient approach.

Candidate selection. To narrow down the range of nodes for which robustness gains need to be calculated, we select important nodes as the candidate node set and only compute Δ for these candidate nodes. Because most nodes do not contribute much to the graph robustness. We select candidate nodes based on their values V via Eq. 14. We take the top- k nodes with the largest V as candidate node set P , and calculate Δ_j for each node j in P .

Lazy update. For the first-time immunization, we select the node with the largest robustness gain Δ , and remove the node from the candidate set P . As for updating Δ , it is time-consuming to update for all candidates after each immunization. For efficiency, we stop the update as long as the updated robustness gain of the current node is the largest in the current candidate set [38]. Specifically, we update the robustness gain for the node $j_1 = \arg \max_{j \in P} (\Delta_j)$ with the largest gain, according to Eq. 15. If the updated gain is still the largest in current P , then we select and vaccinate node j in this immunization. Otherwise, we continue to update the robustness gain from large to small until the updated gain is the largest. In this way, the gains of immune nodes are computed and updated efficiently. Further complexity analysis is discussed in Section 5.3.

To demonstrate the reasonability of AdvImmune-Node, we conduct experiments to collect the ground-truth immune nodes by updating the robustness gains of all nodes. Here, the immune budget is 0.5% nodes, i.e., 11 nodes. We observe that the ground-truth immune nodes are exactly the same as the immune nodes by AdvImmune-Node, which only updates robustness gain for a few nodes.

5.2 Algorithm

We describe our AdvImmune-Node algorithm in Algorithm 2. We first initialize \mathbf{m} as a vector with all elements of 1, indicating no node is immunized. Then we select the candidate nodes P according to the node value V , and compute the robustness gain Δ for each candidate. After that, we choose node j_1 with the highest gain Δ based on previously computed results (Step 11). Next, we update the gain Δ_{j_1} for j_1 by setting j in Eq. 15 to j_1 (Step 12). Subsequently, we select node j_2 with the maximum gain from the updated Δ . If j_1 equals j_2 , it indicates that the maximum updated gain is larger than the gain of other nodes prior to the update, thus confirming that j_1 yields the highest gain. We immunize the current node j_1 and remove it from the candidate set P . This process is repeated until we obtain enough immune nodes.

5.3 Complexity Analysis

Similar to AdvImmune-Edge, AdvImmune-Node also computes the worst-case margin with a computational complexity of $\mathcal{O}(K^2 \cdot T)$. As for node-level immunization, we need D_V immune nodes, and robustness gains may be updated multiple times, denoted as d . Usually, d is a very small constant. In our experiments, d is usually 1 or 2, rarely 3 or 4. Therefore, robustness gain computation performs $d \cdot D_V$ times. The robustness gain Δ has a demand for computing the worst-case margin. In total, AdvImmune-Node has a computational complexity of $\mathcal{O}(d \cdot D_V \cdot (K^2 \cdot T))$.

Note that such a robustness gain-based algorithm is not suitable for edge-level immunization. This is because D_E in edge-level immunization is generally much larger than D_V in node-level immunization, resulting in unaffordable computational cost with $\mathcal{O}(d \cdot D_E \cdot (K^2 \cdot T))$.

6 EXPERIMENTS

In this section, we demonstrate the robustness superiority of AdvImmune methods on three benchmark datasets, and

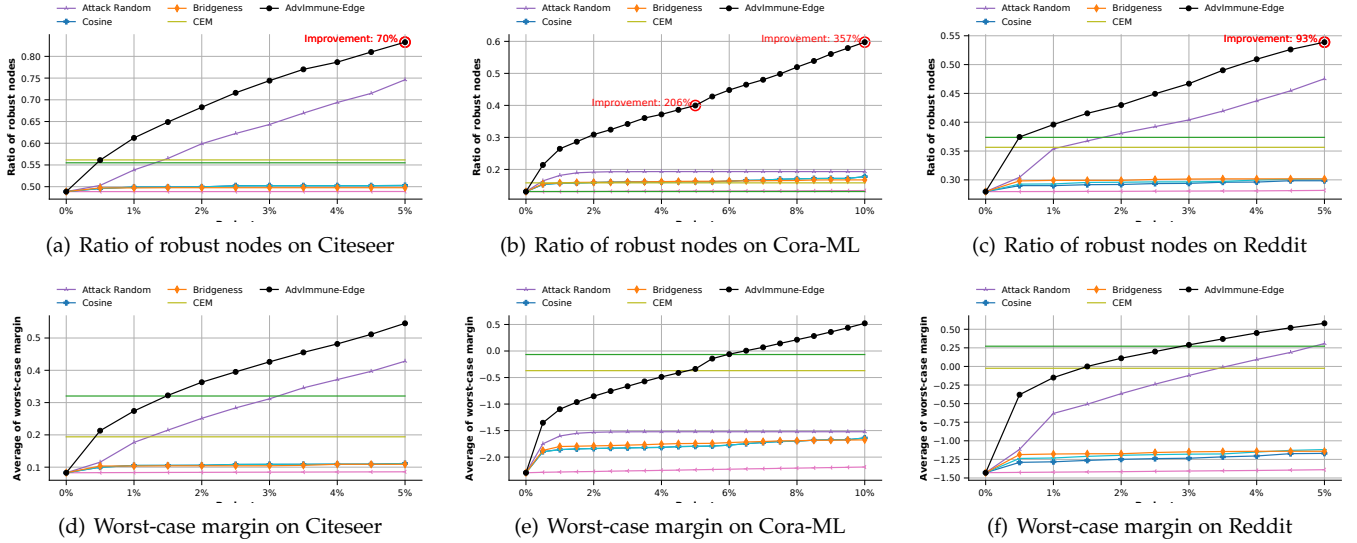


Fig. 3. The effectiveness of edge-level adversarial immunization on three datasets. The upper figures (a-c) illustrate the changes in the ratio of robust nodes, whereas the lower figures (d-f) depict the changes in the average of worst-case margins.

verify the practical defense effectiveness against five attack methods, compared to five defense methods. Further case studies of immune nodes and node pairs are also provided.

6.1 Experimental Datasets and Settings

6.1.1 Datasets

AdvImmune methods are assessed on two commonly used citation networks: Citeseer (2110 nodes, 3668 edges, 6 classes) and Cora-ML (2810 nodes, 7981 edges, 7 classes) [23], and a social network Reddit (3069 nodes, 7009 edges, 5 classes) [39]. In the citation networks, nodes symbolize papers with keywords as attributes and paper class as the label, while edges symbolize citation relationships. For Reddit, each node symbolizes a post with word vectors as attributes and community as the label, and each edge symbolizes the relationship between posts.

6.1.2 Settings

Our experiments utilize the same GNN settings as in [23], where the π -PPNP model with a transition probability $\alpha = 0.85$. The threat model [40] is evasion white-box attack, following certifiable robustness [23], since the white-box attack is the strongest attack, better evaluating the ability of defense methods. The attacker knows the input dataset, output prediction, as well as the structure and parameters of the GNN model. For the surrogate attack, we adopt the challenging and practical Remove-Add scenario [23], where the attacker can add or remove the connection of any node pair. Both the surrogate model and robustness certification limit the local budget to $b_t = \max(\mathbf{D}_t - 6, 0)$, where \mathbf{D}_t is the degree of node t . We do not impose a global budget limit in both scenarios to better demonstrate our effectiveness. The robustness of nodes is measured using prediction classes, following the settings of robustness certification [23], [41].

For ours, we conduct experiments on node-level and edge-level immunization. Our immune budget ranges from

0.5% to 5% of node pairs or nodes in edge-level or node-level immunization. We also explore the potential of edge-level immunization on Cora-ML when the immune budget is 10% node pairs.

6.2 Baselines

To our knowledge, we pioneer the proposal of graph adversarial immunization. To validate the efficacy of AdvImmune methods, we design random and heuristic immunization baselines for both edge-level and node-level immunization.

6.2.1 Edge-level immunization baselines

- **Random immunization methods.** We implement two random methods with distinct sets of candidate immune node pairs. *Random* method selects immune node pairs randomly from all node pairs, while *Attack Random* chooses immune node pairs from the worst-case perturbed edges obtained by the surrogate attack. Attack Random, having knowledge of the worst-case perturbed edges from surrogate attacks, is stronger than Random baseline.

- **Heuristic immunization methods.** (1) *Attribute-based Methods.* Studies indicate that attackers often remove edges between nodes of the same class while adding edges to pairs of nodes from different classes [21], [26]. Thus, we design baselines that preserve the connection of edges with high attribute similarity within the same class and disconnect node pairs with low attribute similarity across different classes. We utilize commonly used measures of similarity, specifically *Jaccard* and *Cosine*. (2) *Structure-based Methods.* We also devise baselines considering the structural significance of edges. We employ *Jaccard* similarity between the neighbors of a node pair to reflect the connectivity and importance of edges. We then heuristically select the edges with the highest values and the unconnected node pairs with the lowest values for immunization, namely *Bridginess*.

6.2.2 Node-level immunization baselines

We also develop node-level immunization baselines.

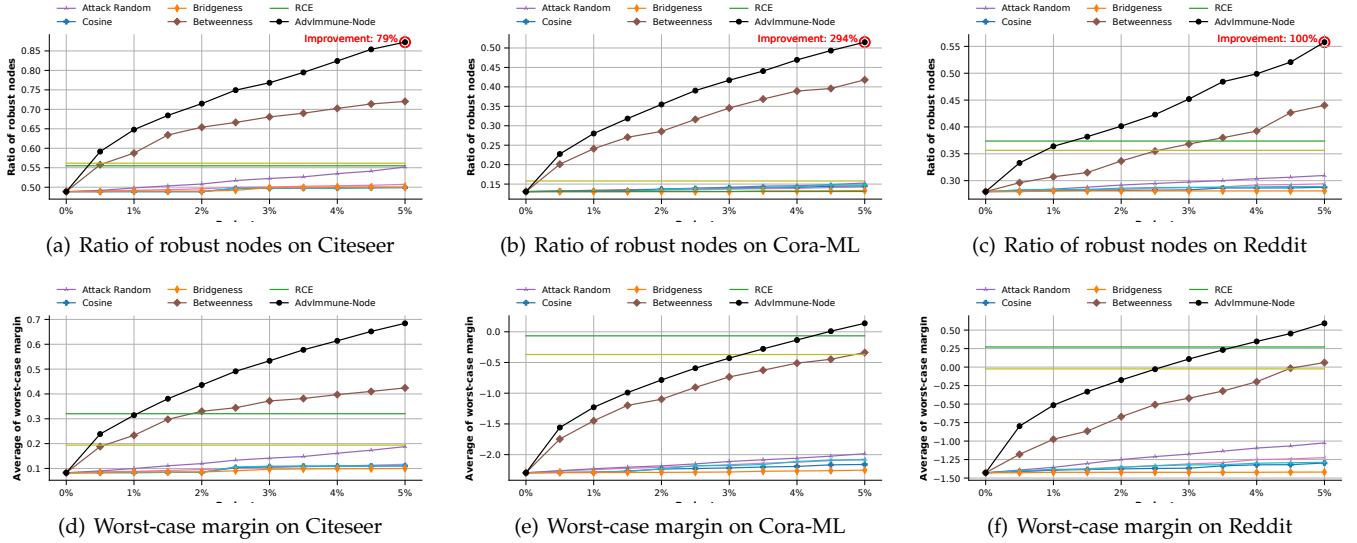


Fig. 4. The effectiveness of node-level adversarial immunization. The upper figures (a-c) illustrate the changes in the ratio of robust nodes, whereas the lower figures (d-f) depict the changes in the average of worst-case margins.

- **Random immunization methods.** *Random* method selects immune nodes randomly from all nodes, while *Attack Random* selects immune nodes from the nodes that connect to the worst-case perturbed edges.

- **Heuristic immunization methods.** (1) *Attribute-based methods.* We design baselines that maintain the node that is similar to its neighbor under the same class and is not similar to the disconnected node under different classes. For similarity measurement, we adopt *Jaccard* and *Cosine*. (2) *Structure-based methods.* Considering network structure, we leverage node-betweenness [42] for global structure importance of nodes, namely *Betweenness*. Locally, we protect the node whose neighbors are similar to the neighbors of their connected nodes, and whose neighbors are dissimilar to the neighbors of other disconnected nodes, i.e., *Bridgeness*.

6.3 Performance of Edge-Level Immunization

In order to validate the efficacy of AdvImmune-Edge, we perform experiments on three standard datasets: Citeseer, Cora-ML, and Reddit. We utilize robust training [23] for improving certifiable robustness, as our strong baseline. The baselines optimize the GNN model by focusing on the robust cross-entropy loss and robust hinge loss, referred to as *RCE* and *CEM*, respectively.

Figure 3 illustrates the variation in the ratio of robust nodes with respect to the immune budget (upper figures), as well as the alterations in the average of worst-case margins (lower figures). The figure indicates that an increase in the immune budget improves the performance of all immunization methods, thereby enhancing the certifiable robustness of the graph. It is important to note that the starting point for all immunization methods is the same, which is the robust node ratio of the graph when no edges are immunized.

Regarding random-based immunization methods, *Attack Random* outperforms *Random* across all datasets, because *Attack Random*'s knowledge of the worst-case perturbed edges targeted by the surrogate attack. Nevertheless, even with similar access to the worst-case perturbed graph,

Attack Random falls significantly short of AdvImmune-Edge, validating the superiority of our approach. As for heuristic-based baselines, both *Jaccard* and *Cosine* methods underperform compared to *Attack Random*, suggesting that edges with high attribute similarity exert less influence on certifiable robustness. The performance of *Bridgeness* is comparable to that of *Jaccard* and *Cosine*.

For state-of-the-art robust training methods, *RCE* and *CEM* exhibit similar performance. However, our AdvImmune-Edge method outperforms *RCE* and *CEM* when only immunizing 0.5% node pairs across all datasets. We observe that robust training methods benefit a lot on worst-case margins since their loss is the worst-case margin. Our AdvImmune-Edge method can increase the worst-case margin by adjusting the budget. Within an affordable budget, AdvImmune-Edge surpasses robust training methods such as *RCE* and *CEM*. Our method can be flexibly adjusted according to different cost budgets.

As for our AdvImmune-Edge method, it significantly surpasses all the baselines on all benchmark datasets. On Cora-ML (Figure 3(b), 3(e)), AdvImmune-Edge elevates the ratio of robust nodes by 206%, achieving triple the number of original robust nodes, when immunizing 5% node pairs. On Citeseer and Reddit, AdvImmune-Edge also contributes the improvement of 70% and 93%, when immunizing 5% node pairs. These results demonstrate that our AdvImmune-Edge can significantly improve the certifiable robustness of graph with an affordable immune budget.

6.4 Performance of Node-Level Immunization

We conduct node-level adversarial immunization experiments, where immunization methods immunize nodes to improve certifiable robustness. Our AdvImmune-Node is evaluated on three benchmark datasets compared with immunization baselines and robust training methods.

Figure 4 illustrates the changes in the ratio of robust nodes and worst-case margins, when varying the immune budget from 0.5% to 5%. The performances of immunization

TABLE 1

Graph modification attacks: The accuracy of node classification by GNN under non-targeted attacks. The larger the better, the largest one is bolded, and the second largest is underlined.

Dataset	Citeseer			Cora-ML			Reddit		
Method	Clean	Surro. attack	metattack	Clean	Surro. attack	metattack	Clean	Surro. attack	metattack
No defense	0.7460	0.6664	0.6417	0.8480	0.7441	0.7028	0.9006	0.6312	0.6716
RCE	0.7251	0.7052	0.5962	0.7751	0.4623	0.6317	<u>0.8843</u>	0.6989	0.5953
CEM	0.7095	0.6773	0.5863	0.8018	0.5157	0.6644	0.8778	0.7107	0.5934
FLAG	0.7047	0.5398	0.5943	0.8527	0.6936	0.7167	0.8817	0.4047	0.4128
RobustGNN	0.7028	0.5863	0.5782	0.7712	0.6021	0.6651	0.8609	0.7680	0.7374
GNNGuard	0.7308	0.6412	0.7190	0.8406	<u>0.7765</u>	0.7665	0.8719	0.6689	<u>0.7801</u>
AdvImmune-Edge	0.7460	0.7464	0.6137	<u>0.8480</u>	0.8246	0.7043	0.9006	0.8983	0.7084
AdvImmune-Node	0.7460	<u>0.7123</u>	0.7251	<u>0.8480</u>	0.7626	<u>0.7609</u>	0.9006	<u>0.7996</u>	0.8214

baselines are similar to edge-level immunization. Betweenness performs best among the immunization baseline, suggesting that robustness benefits more from global structural importance. For robust training methods, RCE and CEM still cannot bring much improvement to the ratio of robust nodes. However, our AdvImmune-Node outperforms both RCE and CEM, when only immunizing 0.5% nodes on Citeseer and Cora-ML and immunizing 1.5% nodes on Reddit.

Our AdvImmune-Node method significantly surpasses all the baselines across all datasets, resulting in an improvement of robust nodes by 79%, 100%, and 294%. Particularly on Cora-ML, our AdvImmune-Node method nearly triples the ratio of robust nodes. On Citeseer and Reddit, our method also notably improves the ratio of robust nodes. These results highlight the robustness superiority of our AdvImmune-Node method.

6.5 Immunization against Various Attacks

To validate the practical defense effectiveness of the immune nodes and node pairs obtained by our AdvImmune methods, we evaluate them against various adversarial attacks. Graph adversarial attacks can be mainly divided into graph modification attacks and node injection attacks [12]. Specifically, graph modification attackers modify network structure or node attributes, while node injection attackers inject malicious nodes, which is more practical.

To demonstrate the effectiveness of AdvImmune methods, we compare them with state-of-the-art defense methods. Existing defense methods can be mainly divided into: adversarial training, model modification, and certified defense [43]. For each category, we adopt representative defense methods. For adversarial training method, we utilize an efficient method *FLAG* [15] to defend against attacks. For model modification, we adopt two state-of-the-art methods, RobustGCN [17] and GNNGuard [16]. In particular, we developed two variants using π -PPNP as the base GNN for a fair comparison, namely, *RobustGNN* and *GNNGuard*. For certified defense, robust training methods (RCE and CEM [23]) are applied.

6.5.1 Graph Modification Attacks

For graph modification attacks, we adopt state-of-the-art *metattack* [26] and *surrogate attack* [23] obtained by the worst-case perturbed graph, to corroborate the defense performance of our methods. We first obtain immune

nodes by AdvImmune-Node and immune node pairs by AdvImmune-Edge, and keep them unchanged the whole time. Then, we evaluate the defensive performance by the accuracy after defense or immunization on three settings, i.e., the clean graph (*Clean*), after surrogate attack (*Surro. attack*), and after metattack, respectively.

For surrogate GNN model of attacks, we adopt π -PPNP to obtain stronger attacks for better evaluation. Besides, we employ the Meta-Self variant of metattack known for its high destructiveness [20]. As for the surrogate attack, it is obtained by the perturbed graph in robustness certification. Regarding budget, metattack can perturb 20% edges, while immune budget is 5% nodes or node pairs.

In Table 1, we observe that most defense methods suffer from performance drops on clean graphs on all three datasets, which is unfavorable before an attack happens. Except that FLAG brings improvement on Cora-ML, however, FLAG still loses performance on other datasets on clean graphs. Our AdvImmune-Node and AdvImmune-Edge keep the same accuracy as original GNN model, since they only protect nodes or edges without changing the graph or GNN model. Under the setting of attacks, not a single defense method achieves consistent superiority in accuracy across both attacks on all datasets. We observe that defense methods perform differently when faced with different attacks, which may be because different defense methods have certain preferences for attacks.

As for ours, under surrogate attack, AdvImmune methods outperform all baselines on all datasets and bring significant improvement to model performance. When resisting metattack, our methods achieve the best performance in most cases, except on Cora-ML, where our method achieves comparable performance to GNNGuard. It is worth noting that the immune nodes and immune node pairs used to defend against metattack and surrogate attack are the same. These results demonstrate that the immune nodes and immune node pairs are transferable against various attacks, improving the model performance under attacks while maintaining accuracy on clean graphs.

6.5.2 Node Injection Attacks

We also validate AdvImmune methods against the emerging and practical node injection attacks. We employ PGD [22], [44] and state-of-the-art attacks TDGIA [12] and G-NIA [11] as the strong node injection attacks. We carry out targeted attack for node injection attacks, since G-NIA can only deal

TABLE 2

Node injection attack: The accuracy of node classification by GNN under targeted attacks. Larger is better and the largest accuracy is bolded.

Dataset	Citeseer				Cora-ML				Reddit			
Method	Clean	PGD	TDGIA	G-NIA	Clean	PGD	TDGIA	G-NIA	Clean	PGD	TDGIA	G-NIA
No defense	1.00	0.80	0.78	0.64	1.00	0.52	0.68	0.22	1.00	0.48	0.60	0.02
RCE	0.42	0.40	0.42	0.42	0.28	0.28	0.28	0.28	0.48	0.26	0.22	0.32
RCE*	0.44	0.42	0.40	0.44	0.20	0.14	0.16	0.34	0.36	0.26	0.22	0.34
CEM	0.94	0.88	0.88	0.94	0.96	0.46	0.60	0.82	1.00	0.58	0.66	0.48
CEM*	0.94	0.88	0.88	0.94	0.96	0.88	0.88	0.92	1.00	0.58	0.60	0.94
FLAG	1.00	0.98	0.98	1.00	1.00	0.32	0.42	0.56	1.00	0.36	0.56	0.50
RobustGNN	0.98	0.86	0.84	0.96	0.94	0.80	0.76	0.88	0.98	0.90	0.80	0.96
GNNGuard	1.00	1.00	0.98	0.98	1.00	0.74	0.72	0.94	1.00	0.78	0.84	0.62
AdvImmune-Edge	1.00	0.80	0.78	0.64	1.00	0.52	0.68	0.22	1.00	0.48	0.66	0.02
AdvImmune-Node	1.00	1.00	1.00	0.98	1.00	1.00	1.00	0.58	1.00	1.00	1.00	0.70
AdvImmune-Node*	1.00	1.00	1.00	1.00	1.00	1.00	1.00	0.92	1.00	1.00	1.00	1.00

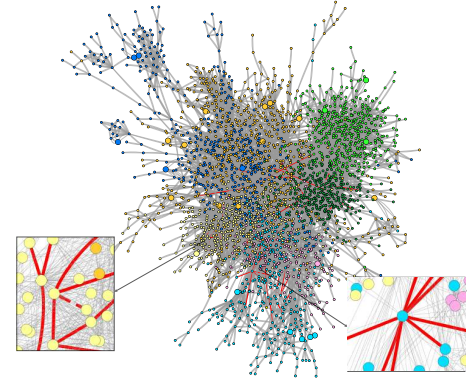
with the targeted attack, For target nodes selection, following [9], [33], we first train a surrogate GNN. Then among all nodes that have been correctly classified, we select 50 nodes as our target nodes to be attacked, including ten nodes with the highest margin of classification, ten nodes with the lowest margin, and thirty nodes selected randomly.

The defense methods and AdvImmune methods also know the target nodes, thereby defense methods use these targets as training set and AdvImmune methods utilize them as targets in loss function. The node injection budget is 50 malicious nodes and the degree of each injected node is the average degree. The immune budgets are 10% nodes for AdvImmune-Node and 10% node pairs for AdvImmune-Edge. In addition, we consider a new scenario that pre-injects several attributes to get better surrogate attacks, where the attributes are generated by the strongest G-NIA. We design variants for methods that require surrogate attacks to train on this new graph with pre-injected attributes. For robust training methods and AdvImmune-Node, the better surrogate attack can help them train better GNNs or compute better immune nodes. But for AdvImmune-Edge, the immune node pairs computed according to the surrogate attack contain virtual pre-injection attributes, which cannot correspond to actual malicious nodes injected by different attacks. Therefore, the variants RCE*, CEM*, and AdvImmune-Node* are included.

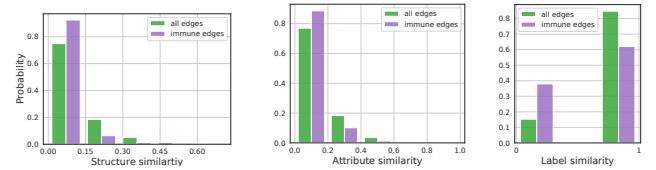
As shown in Table 2, we observe that G-NIA is the strongest attack, which catastrophically ruins the GNN performance. On clean graph, there are still some defense methods that cannot classify all the target nodes correctly, even though all defense baselines are trained with these targets. All of our AdvImmune methods can maintain an entirely correct accuracy.

When resisting node injection attacks, robust training methods (CEM and RCE) show a certain defensive effect, but are still not satisfactory. The performances of their variants (CEM* and RCE*) are improved under some attacks. The adversarial training performs differently on different datasets. Model modification methods perform the best among all baselines, indicating that penalizing the model's weights on malicious edges or nodes is effective [30].

As for our methods, AdvImmune-Edge has limitations in handling node injection attacks, since AdvImmune-Edge only maintains existing edges or node pairs that cannot



(a) Visualization of AdvImmune-Edge



(b) Distribution of immune edges on different indicators

Fig. 5. (a) Visualization of AdvImmune-Edge on Cora-ML. The colorings of nodes indicate different classes. Larger nodes represent nodes that become robust through immunization. The immune edges are red solid lines and immune node pairs are red dashed lines. Insets enlarge the nodes connected to immune edges. (b) The distribution of immune edges on structure similarity, attribute similarity, and label similarity.

cover the new edges injected by attackers. AdvImmune-Node shows better defensive performance against these node injection attacks, since immunizing nodes not only protects existing edges or node pairs, but also resists the newly injected edges. AdvImmune-Node achieves an accuracy of 1.0 in most cases, while defending against G-NIA, AdvImmune-Node still has room for improvement. AdvImmune-Node* performs the best among all methods on Citeseer and Reddit, and is comparable to GNNGuard on Cora-ML. In short, node-level adversarial immunization can resist node injection attacks.

6.6 Case Study

To obtain an intuitive understanding of our AdvImmune-Edge and AdvImmune-Node, we adopt Cora-ML as a case

study to examine immune node pairs and immune nodes from three perspectives: structure, attributes, and labels.

6.6.1 Edge-level immunization

Figure 5(a) visualizes the immune edges and the nodes that become robust through AdvImmune-Edge immunization. The immune edge budget is 0.001% node pairs, approximately 79. These immune edges (red edges) aid 26 nodes become robust (larger nodes). The distribution of immune edges across the three aspects is presented in Figure 5(b).

Structure analysis. Bridgeness is used as a measure to analyze the structural characteristics of immune edges. As shown in the left figure of Figure 5(b), the bridgeness of immune edges is smaller than other edges. We observe that in Figure 5(a), the enlarged immune edges are radial around the center nodes so that these external spoke nodes have no common neighbors with the central node.

Attribute analysis. We examine the node attribute similarity of immune edges. In the middle figure of Fig. 5(b), the attribute similarity of nodes at both ends of immune edges primarily ranges from 0 to 0.2. The node attribute similarity of immune edges is lower. This might explain why attribute-based baselines do not perform well in Figure 3.

Label analysis. We evaluate the nodes' label similarity of immune edges. Over 80% edges have the same node label at both ends, whereas the ratio for immune edges is only 60%. This could be attributed to the personalized PageRank of π -PPNP: $\Pi = (1 - \alpha)(\mathbf{I}_N - \alpha\mathbf{D}^{-1}\mathbf{A})^{-1}$, which involves an inverse operation, resulting in a dense diffusion matrix and making heterogeneous edges useful by altering diffusion weights. It's a noteworthy discovery that immunizing such heterogeneous edges also contributes to the robustness of the graph, warranting further investigation.

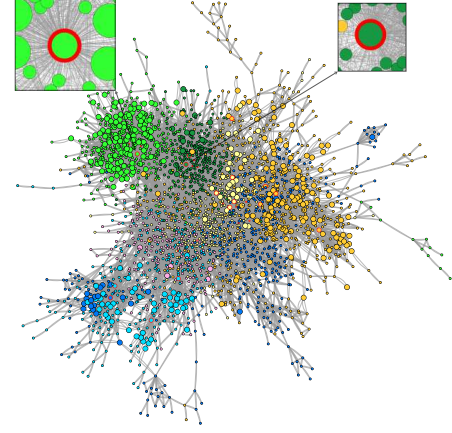
6.6.2 Node-level immunization

Figure 6(a) provides a visualization of the immune nodes and the nodes that become robust through AdvImmune-Node immunization. The immune budget is 1% nodes, about 28. After immunization, 420 nodes become robust. Figure 6(b) shows the distribution of immune nodes in terms of structure, attributes, and labels.

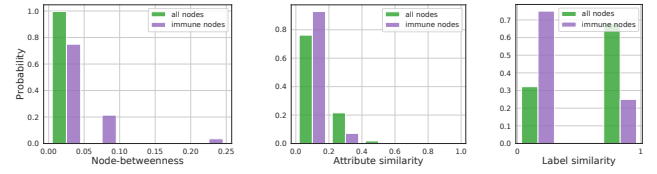
Structure analysis. The left figure of Figure 6(b) shows that the node-betweenness of immune nodes is statistically larger than that of other nodes, explaining why the Betweenness method is the strongest heuristic immunization baseline. In Figure 6(a), the light green node with the largest degree that has been immunized is enlarged. The second largest immune node is also enlarged. This suggests that AdvImmune-Node tends to protect nodes with significant structural dominance, which is crucial for enhancing the certifiable robustness of the graph.

Attribute analysis. The middle figure of Figure 6(b) presents the attribute similarity of immune nodes and their neighbors. The attribute similarity of immune nodes and their neighbors is notably lower than that of other nodes, which could explain why attribute-based baselines underperform as shown in Figure 4.

Label analysis. We present the label similarity between immune nodes and their neighbors. Approximately 70% of nodes share the same label with their neighbors, while only



(a) Visualization of AdvImmune-Node



(b) Distribution of immune nodes on different indicators

Fig. 6. (a) Visualization of AdvImmune-Node. The red circles indicate the immune nodes. Larger nodes mean nodes that become robust through immunization. Insets enlarge some immune nodes. (b) The distribution of immune nodes on node-betweenness, attribute similarity, and label similarity.

25% of immune nodes do. The reason may be similar to the edge-level immunization above.

Experiments conducted at both the node and edge levels on Citeseer and Reddit yielded similar results, which are not included here due to space constraints.

7 RELATED WORK

GNNs have demonstrated impressive success on various graph mining tasks such as node classification [2], [45], graph classification [46], and fraud detection [6], [7]. However, their vulnerability to adversarial attacks presents substantial security risks, impeding the implementation of GNNs in the real-world application. [8], [9].

7.1 Adversarial attacks

Adversarial attacks [43], [47], [48], [49] can be mainly divided into graph modification attacks and node injection attacks [12]. For graph modification attack, Nettack [9], [50] employs gradient to attack node attributes and graph structure. RL-S2V [8] leverages reinforcement learning to flip edges. Metattack [26] contaminates the graph structure with meta-gradient, representing the latest advancement in graph modification attacks. Some other researches perturb structure with approximation techniques [48], or by extracting subgraph [51], or in black-box scenario [52], [53].

Node injection attacks are emerging and practical, injecting malicious nodes without modifying existing graph [12], [32], [33]. Specifically, NIPA [32] employs hierarchical reinforcement learning to sequentially generate labels and edges for malicious nodes. Unfortunately, NIPA suffers from high computational costs and is not scalable enough for

large-scale datasets [12]. TDGIA [12] heuristically selects the defective edges for injecting nodes and adopts smooth optimization to generate features for injected nodes. G-NIA [11] focuses on the single node injection attack, achieving great attack performance when only injecting one node.

7.2 Defense methods

Defense methods against attacks can be mainly categorized into three types: adversarial training, model modification, and certified defense [30], [43]. Adversarial training is a widely used defense method [30], where the model is trained on adversarial examples and clean examples, such as GraphAT [13], AdvT [14], FLAG [15], and so on. Model modification focuses on redesigning the model structure or purifying adversarial perturbations [30]. RobustGCN employs Gaussian distributions in graph convolutional layers to mitigate the impact of adversarial attacks [17]. GNN-Guard applies the network theory of homophily to learn how to assign higher weights to edges connecting similar nodes while pruning edges between unrelated nodes [16]. Jaccard [21] prunes edges that connect two dissimilar nodes. GaSoliNe [54] employs an approximation of hyper-gradient to refine graph. ProGNN [20] concurrently learns the graph structure and GNN parameters through optimization of feature smoothness, low-rank and sparsity. Bayesian graph neural networks [55] and transfer learning [56] are also used in other defense methods.

Throughout the development of graph adversarial learning, there has been a constant struggle between attack methods being defended, and defense methods falling short against the next attack. This ongoing cycle may impede the progress of graph adversarial learning. Recently, certified defense methods (robustness certification [25] and robust training [27], [57]) have emerged to address this issue, garnering significant attention [28], [29]. Bojchevski *et al.* [23] provide certification w.r.t. perturbations on structures. Several robustness certifications, which are based on randomized smoothing methodologies [27], [29], calculate the certified radius for the smoothed classifier. They likely mitigate the impact of potential attacks. We choose certifiable robustness of Bojchevski *et al.* [23], since the requirements for being certified as a robust node are more strict, that is, only those that can be predicted correctly under the worst-case perturbation are certifiable robust nodes.

Unlike previous studies, this paper is the first to investigate the potential and practicality of adversarial immunization for certifiable robustness of graphs.

8 CONCLUSION

This paper introduces a novel concept, *graph adversarial immunization*, aimed at improve the certifiable robustness of graphs against any admissible attack. Adversarial immunization vaccinates a fraction of node pairs or nodes in advance, corresponding to node-level and edge-level immunization. To bypass the computational challenges of combinatorial optimization, we propose two efficient algorithms, AdvImmune-Edge and AdvImmune-Node. These algorithms address the immunization problems using meta-gradient and robustness gain, respectively. Experiments

conducted on three benchmark datasets demonstrate that our AdvImmune methods significantly improve the certifiable robustness of graphs, outperforming all baselines. We also confirm the defense capabilities of our methods against various attacks. Edge-level immunization is suitable for scenarios that demand precise immunization, while node-level immunization is more practical and effective against emerging node injection attacks. In summary, we present the first action guideline to improve certifiable robustness from a graph data perspective without compromising performance on clean graphs, offering a fresh perspective on graph adversarial learning.

Limitations and future work. Our initial exploration into adversarial immunization has revealed some areas for improvement. The robustness certification on which it relies is dependent on PPNP-like GNN models, leading to a high degree of complexity. Currently, our immunization mainly focused on worst-case-based robustness certification [23]. This immunization mechanism can also be extended to randomized-smoothing-based certifications [27], [29]. Investigating immunization strategies for randomized-smoothing-based robustness certifications is identified as a noteworthy direction for future research. We regard adversarial immunization as a significant field warranting further scholarly exploration.

ACKNOWLEDGMENTS

This work is funded by the National Key R&D Program of China (2022YFB3103700, 2022YFB3103701), and the National Natural Science Foundation of China under Grant Nos. 62102402, 62272125, U21B2046. Huawei Shen is also supported by Beijing Academy of Artificial Intelligence (BAAI).

REFERENCES


- [1] T. N. Kipf and M. Welling, "Semi-supervised classification with graph convolutional networks," in *International Conference on Learning Representations*, 2017.
- [2] J. Klicpera, A. Bojchevski, and S. Günnemann, "Predict then propagate: Graph neural networks meet personalized pagerank," in *International Conference on Learning Representations*, 2019.
- [3] B. Xu, H. Shen, Q. Cao, Y. Qiu, and X. Cheng, "Graph wavelet neural network," in *International Conference on Learning Representations*, 2019.
- [4] Q. Cao, H. Shen, J. Gao, B. Wei, and X. Cheng, "Popularity prediction on social platforms with coupled graph neural networks," in *Proceedings of the 13th International Conference on Web Search and Data Mining*, ser. WSDM '20, 2020, pp. 70–78.
- [5] W. Fan, Y. Ma, Q. Li, Y. He, E. Zhao, J. Tang, and D. Yin, "Graph neural networks for social recommendation," in *The World Wide Web Conference*, ser. WWW '19, 2019, pp. 417–426.
- [6] X. Ma, J. Wu, S. Xue, J. Yang, C. Zhou, Q. Z. Sheng, H. Xiong, and L. Akoglu, "A comprehensive survey on graph anomaly detection with deep learning," *IEEE Transactions on Knowledge and Data Engineering*, pp. 1–1, 2021.
- [7] D. Cheng, X. Wang, Y. Zhang, and L. Zhang, "Graph neural network for fraud detection via spatial-temporal attention," *IEEE Transactions on Knowledge and Data Engineering*, vol. 34, no. 8, pp. 3800–3813, 2022.
- [8] H. Dai, H. Li, T. Tian, X. Huang, L. Wang, J. Zhu, and L. Song, "Adversarial attack on graph structured data," in *Proceedings of the 35th International Conference on Machine Learning*, ser. ICML '18, 2018, pp. 1123–1132.
- [9] D. Zügner, A. Akbarnejad, and S. Günnemann, "Adversarial attacks on neural networks for graph data," in *Proceedings of the 24th ACM SIGKDD International Conference on Knowledge Discovery & Data Mining*, ser. KDD '18, 2018, pp. 2847–2856.

- [10] A. Bojchevski and S. Günnemann, "Adversarial attacks on node embeddings via graph poisoning," in *Proceedings of the 36th International Conference on Machine Learning*, ser. ICML '19, 2019, pp. 695–704.
- [11] S. Tao, Q. Cao, H. Shen, J. Huang, Y. Wu, and X. Cheng, "Single node injection attack against graph neural networks," in *Proceedings of the 30th ACM SIGKDD International Conference on Knowledge Management*, ser. CIKM '21, 2021, p. 1794–1803.
- [12] X. Zou, Q. Zheng, Y. Dong, X. Guan, E. Kharlamov, J. Lu, and J. Tang, "Tdgia: Effective injection attacks on graph neural networks," in *Proceedings of the 27th ACM SIGKDD International Conference on Knowledge Discovery & Data Mining*, 2021, p. 2461–2471.
- [13] F. Feng, X. He, J. Tang, and T.-S. Chua, "Graph adversarial training: Dynamically regularizing based on graph structure," *IEEE Transactions on Knowledge and Data Engineering*, vol. 33, no. 6, pp. 2493–2504, 2021.
- [14] Q. Dai, X. Shen, L. Zhang, Q. Li, and D. Wang, "Adversarial training methods for network embedding," in *Proceedings of The Web Conference 2019*, ser. WWW '19, 2019, pp. 329–339.
- [15] K. Kong, G. Li, M. Ding, Z. Wu, C. Zhu, B. Ghanem, G. Taylor, and T. Goldstein, "Robust optimization as data augmentation for large-scale graphs," in *Proceedings of the IEEE conference on computer vision and pattern recognition*, ser. CVPR'22, 2022.
- [16] X. Zhang and M. Zitnik, "Gnnguard: Defending graph neural networks against adversarial attacks," in *Proceedings of Neural Information Processing Systems*, ser. NeurIPS '20, 2020, pp. 9263–9275.
- [17] D. Zhu, Z. Zhang, P. Cui, and W. Zhu, "Robust graph convolutional networks against adversarial attacks," in *Proceedings of the 25th ACM SIGKDD International Conference on Knowledge Discovery & Data Mining*, ser. KDD '19, 2019, pp. 1399–1407.
- [18] Y. Zhang, S. Khan, and M. Coates, "Comparing and detecting adversarial attacks for graph deep learning," in *Proc. Representation Learning on Graphs and Manifolds Workshop, Int. Conf. Learning Representations, New Orleans, LA, USA*, ser. RLGM @ ICLR '19, 2019.
- [19] N. Entezari, S. A. Al-Sayouri, A. Darvishzadeh, and E. E. Papalexakis, "All you need is low (rank): Defending against adversarial attacks on graphs," in *Proceedings of the 13th International Conference on Web Search and Data Mining*, ser. WSDM '20, 2020, pp. 169–177.
- [20] W. Jin, Y. Ma, X. Liu, X.-F. Tang, S. Wang, and J. Tang, "Graph structure learning for robust graph neural networks," in *Proceedings of the 26th ACM SIGKDD International Conference on Knowledge Discovery & Data Mining*, ser. KDD '20, 2020.
- [21] H. Wu, C. Wang, Y. Tyshetskiy, A. Docherty, K. Lu, and L. Zhu, "Adversarial examples for graph data: Deep insights into attack and defense," in *Proceedings of the 28th International Joint Conference on Artificial Intelligence*, ser. IJCAI '19, 2019, pp. 4816–4823.
- [22] K. Xu, H. Chen, S. Liu, P.-Y. Chen, T.-W. Weng, M. Hong, and X. Lin, "Topology attack and defense for graph neural networks: An optimization perspective," in *Proceedings of the 28th International Joint Conference on Artificial Intelligence*, ser. IJCAI '19, 2019, pp. 3961–3967.
- [23] A. Bojchevski and S. Günnemann, "Certifiable robustness to graph perturbations," in *Proceedings of Neural Information Processing Systems*, ser. NeurIPS '19, 2019, pp. 8319–8330.
- [24] D. Zügner and S. Günnemann, "Certifiable robustness of graph convolutional networks under structure perturbations," in *Proceedings of the 26th ACM SIGKDD International Conference on Knowledge Discovery & Data Mining*, ser. KDD '20, 2020.
- [25] Y. Liu, X. Xia, L. Chen, X. He, C. Yang, and Z. Zheng, "Certifiable robustness to discrete adversarial perturbations for factorization machines," in *Proceedings of the 43rd International ACM SIGIR Conference on Research and Development in Information Retrieval*, ser. SIGIR '20, 2020, pp. 419–428.
- [26] D. Zügner and S. Günnemann, "Adversarial attacks on graph neural networks via meta learning," in *International Conference on Learning Representations*, 2019.
- [27] A. Bojchevski, J. Klicpera, and S. Günnemann, "Efficient robustness certificates for discrete data: Sparsity-aware randomized smoothing for graphs, images and more," in *Proceedings of the 37th International Conference on Machine Learning*, ser. ICML '20, 2020, pp. 11 647–11 657.
- [28] B. Wang, J. Jia, X. Cao, and N. Z. Gong, "Certified robustness of graph neural networks against adversarial structural perturbation," in *Proceedings of the 27th ACM SIGKDD International Conference on Knowledge Discovery & Data Mining*, 2021, pp. 1645–1653.
- [29] J. Schuchardt, A. Bojchevski, J. Klicpera, and S. Günnemann, "Collective robustness certificates: Exploiting interdependence in graph neural networks," in *International Conference on Learning Representations*, 2021.
- [30] W. Jin, Y. Li, H. Xu, Y. Wang, and J. Tang, "Adversarial attacks and defenses on graphs: A review and empirical study," *ArXiv*, vol. abs/2003.00653, 2020.
- [31] S. Tao, H. Shen, Q. Cao, L. Hou, and X. Cheng, "Adversarial immunization for certifiable robustness on graphs," in *Proceedings of the 14th ACM International Conference on Web Search and Data Mining*, ser. WSDM'21, 2021.
- [32] Y. Sun, S. Wang, X.-F. Tang, T.-Y. Hsieh, and V. G. Honavar, "Adversarial attacks on graph neural networks via node injections: A hierarchical reinforcement learning approach," in *Proceedings of The Web Conference 2020*, ser. WWW '20, 2020, pp. 673–683.
- [33] J. Wang, M. Luo, F. Suya, J. Li, Z. Yang, and Q. Zheng, "Scalable attack on graph data by injecting vicious nodes," *arXiv preprint arXiv:2004.13825*, 2020.
- [34] P. Veličković, G. Cucurull, A. Casanova, A. Romero, P. Liò, and Y. Bengio, "Graph Attention Networks," in *International Conference on Learning Representations*, 2018.
- [35] L. Page, S. Brin, R. Motwani, and T. Winograd, "The pagerank citation ranking : Bringing order to the web," in *The Web Conference*, 1999. [Online]. Available: <https://api.semanticscholar.org/CorpusID:1508503>
- [36] C. Finn, P. Abbeel, and S. Levine, "Model-agnostic meta-learning for fast adaptation of deep networks," in *Proceedings of the 34th International Conference on Machine Learning*, ser. ICML '17, 2017, pp. 1126–1135.
- [37] P. de Fouquieres, S. G. Schirmer, S. J. Glaser, and I. Kuprov, "Second order gradient ascent pulse engineering," *Journal of Magnetic Resonance*, vol. 212, no. 2, pp. 412–417, 2011.
- [38] J. Leskovec, A. Krause, C. Guestrin, C. Faloutsos, J. M. VanBriesen, and N. S. Glance, "Cost-effective outbreak detection in networks," in *Proceedings of the 13th ACM SIGKDD International Conference on Knowledge Discovery & Data Mining*, ser. KDD '07, 2007, pp. 420–429.
- [39] H. Zeng, H. Zhou, A. Srivastava, R. Kannan, and V. Prasanna, "GraphSAINT: Graph sampling based inductive learning method," in *International Conference on Learning Representations*, 2020.
- [40] H. Zhang, B. Wu, X. Yuan, S. Pan, H. Tong, and J. Pei, "Trustworthy graph neural networks: Aspects, methods and trends," *ArXiv*, vol. abs/2205.07424, 2022.
- [41] D. Zügner and S. Günnemann, "Certifiable robustness and robust training for graph convolutional networks," in *Proceedings of the 25th ACM SIGKDD International Conference on Knowledge Discovery & Data Mining*, ser. KDD '19, 2019, pp. 246–256.
- [42] M. Girvan and M. E. Newman, "Community structure in social and biological networks," *Proceedings of the national academy of sciences*, vol. 99, no. 12, pp. 7821–7826, 2002.
- [43] L. Sun, J. Wang, P. S. Yu, and B. Li, "Adversarial attack and defense on graph data: A survey," *ArXiv*, vol. abs/1812.10528, 2018.
- [44] A. Madry, A. Makelov, L. Schmidt, D. Tsipras, and A. Vladu, "Towards deep learning models resistant to adversarial attacks," in *International Conference on Learning Representations*, 2018.
- [45] W. Hamilton, Z. Ying, and J. Leskovec, "Inductive representation learning on large graphs," in *Proceedings of Neural Information Processing Systems*, ser. NIPS '17, 2017, pp. 1024–1034.
- [46] B. Rieck, C. Bock, and K. Borgwardt, "A persistent weisfeiler-lehman procedure for graph classification," in *Proceedings of the 36th International Conference on Machine Learning*, ser. ICML '19, 2019, pp. 5448–5458.
- [47] L. Chen, J. Li, J. Peng, T. Xie, Z. Cao, K. Xu, X. He, and Z. Zheng, "A survey of adversarial learning on graphs," *ArXiv*, vol. abs/2003.05730, 2020.
- [48] B. Wang and N. Z. Gong, "Attacking graph-based classification via manipulating the graph structure," in *Proceedings of the 2019 ACM SIGSAC Conference on Computer and Communications Security*, ser. CCS '19, 2019, pp. 2023–2040.
- [49] H. Zhang, X. Yuan, C. Zhou, and S. Pan, "Projective ranking-based gnn evasion attacks," *IEEE Transactions on Knowledge and Data Engineering*, 2022.

- [50] D. Zügner, O. Borchert, A. Akbarnejad, and S. Günnemann, "Adversarial attacks on graph neural networks: Perturbations and their patterns," *ACM Trans. Knowl. Discov. Data*, vol. 14, no. 5, 2020.
- [51] J. Li, T. Xie, C. Liang, F. Xie, X. He, and Z. Zheng, "Adversarial attack on large scale graph," *IEEE Transactions on Knowledge and Data Engineering*, pp. 1–1, 2021.
- [52] H. Chang, Y. Rong, T. Xu, W. Huang, H. Zhang, P. Cui, W. Zhu, and J. Huang, "A restricted black-box adversarial framework towards attacking graph embedding models," in *Proceedings of the 34th AAAI Conference on Artificial Intelligence*.
- [53] H. Chang, Y. Rong, T. Xu, W. Huang, H. Zhang, P. Cui, X. Wang, W. Zhu, and J. Huang, "Adversarial attack framework on graph embedding models with limited knowledge," *IEEE Transactions on Knowledge and Data Engineering*, pp. 1–1, 2022.
- [54] Z. Xu, B. Du, and H. Tong, "Graph sanitation with application to node classification," in *Proceedings of The Web Conference 2022*, ser. WWW '22, 2022, pp. 1136–1147.
- [55] Y. Zhang, S. Pal, M. Coates, and D. Üstebay, "Bayesian graph convolutional neural networks for semi-supervised classification," in *Proceedings of the 33th AAAI Conference on Artificial Intelligence*.
- [56] X.-F. Tang, Y. Li, Y. Sun, H. Yao, P. Mitra, and S. Wang, "Transferring robustness for graph neural network against poisoning attacks," in *Proceedings of the 13th International Conference on Web Search and Data Mining*, ser. WSDM '20, 2020, pp. 600–608.
- [57] J. Jia, B. Wang, X. Cao, and N. Z. Gong, "Certified robustness of community detection against adversarial structural perturbation via randomized smoothing," in *Proceedings of The Web Conference 2020*, ser. WWW '20, 2020, pp. 2718–2724.



Yunfan Wu is currently a Ph.D. candidate at Institute of Computing Technology, Chinese Academy of Sciences and University of Chinese Academy of Sciences, advised by Huawei Shen. He received the B.S. degree from University of Chinese Academy of Sciences in 2019. His research interests include recommender systems and adversary attacks.



Liang Hou is currently a senior algorithm engineer at Kuaishou Technology. Before that, he obtained the Ph.D. degree in computer science at Institute of Computing Technology, Chinese Academy of Sciences and University of Chinese Academy of Sciences in 2023, advised by Xueqi Cheng and Huawei Shen. He received the B.S. degree in computer science at Sichuan University in 2017. His research interests include generative adversarial networks, generative models, and efficient deep learning.



Shuchang Tao is currently a Ph.D. student at the Data Intelligence System Research Center, Institute of Computing Technology, Chinese Academy of Sciences (CAS) and University of Chinese Academy of Sciences (UCAS). She received her Bachelor Degree from Tianjin University of China in 2018. Her research interests include graph neural networks, robustness, adversarial attack and defense.



Qi Cao is an associate professor at Institute of Computing Technology, Chinese Academy of Sciences (CAS). She received her Ph.D. degree from Institute of Computing Technology, CAS in 2020. Her research interests include social media computing, trustworthy graph machine learning.



Xueqi Cheng is a professor in the Institute of Computing Technology, Chinese Academy of Sciences (ICT-CAS) and the University of Chinese Academy of Sciences, and the director of the CAS Key Laboratory of Network Data Science and Technology. His main research interests include network science, web search and data mining, big data processing and distributed computing architecture. He has published more than 200 publications in prestigious journals and conferences, including *IEEE Transactions on Information Theory*, *IEEE Transactions on Knowledge and Data Engineering*, *Journal of Statistical Mechanics*, *Physical Review E*, *ACM SIGIR*, *WWW*, *ACM CIKM*, *WSDM*, *AAAI*, *IJCAI*, *ICDM*, and so on. He has won the Best Paper Award in *CIKM* (2011), the Best Student Paper Award in *SIGIR* (2012), and the Best Paper Award Runner up of *CIKM* (2017). He is currently serving on the editorial board of the *Journal of Computer Science and Technology*, the *Journal of Computer*, and so on. He received the China Youth Science and Technology Award (2011), the Young Scientist Award of Chinese Academy of Sciences (2010), the Second prize for the National Science and Technology Progress (2012). He is a member of the IEEE.



Huawei Shen is a professor in the Institute of Computing Technology, Chinese Academy of Sciences (CAS) and the University of Chinese Academy of Sciences. He received his PhD degree from the Institute of Computing Technology in 2010. His major research interests include network science, social media analytics and artificial intelligence. He has published more than 100 papers in prestigious journals and top international conferences. He was the Track Chair, Area Chair, and Program Committee Member of more than 30 international conferences.

more than 30 international conferences.