

Reveal the Unknown: Out-of-Knowledge-Base Mention Discovery with Entity Linking

Hang Dong¹, Jiaoyan Chen², Yuan He¹, Yinan Liu³, Ian Horrocks¹

¹ University of Oxford, ² The University of Manchester, ³ Nankai University

{hang.dong,yuan.he,ian.horrocks}@cs.ox.ac.uk

jiaoyan.chen@manchester.ac.uk

liuyn@mail.nankai.edu.cn

Abstract

Discovering entity mentions that are out of a Knowledge Base (KB) from texts plays a critical role in KB maintenance, but has not yet been fully explored. The current methods are mostly limited to the simple threshold-based approach and feature-based classification; the datasets for evaluation are relatively rare. In this work, we propose BLINKout, a new BERT-based Entity Linking (EL) method which can identify mentions that do not have a corresponding KB entity by matching them to a special NIL entity. To this end, we integrate novel techniques including NIL representation, NIL classification, and synonym enhancement. We also propose Ontology Pruning and Versioning strategies to construct out-of-KB mentions from normal, in-KB EL datasets. Results on four datasets of clinical notes and publications show that BLINKout outperforms existing methods to detect out-of-KB mentions for medical ontologies UMLS and SNOMED CT.

1 Introduction

Knowledge Bases (KBs) are widely used for representing entities and facts about the world with reasoning supported. KBs are inherently incomplete. New entities are constantly emerging, for example, “Curry-Jones syndrome” (Wigby et al., 2017) was not added to SNOMED CT until 2017; and from late 2020 to early 2022, a new variant of SARS-CoV-2 emerged every few months (World Health Organization, 2022). Delays in incorporating these entities into the KB may result in failure to cataloguing, searching, and reasoning with them. Automated discovery of mentions of new entities from common resources such as text can support the maintenance of KBs.

Updating KBs with entities from texts is highly relevant to *Entity Linking* (EL) which is to match mentions in texts to entities in a KB (Rao et al., 2013; Shen et al., 2014). Current works on EL, however, often assume all the target mentions have

corresponding entities in the KB and ignore mentions that have no corresponding entities (Wu et al., 2020; Basaldella et al., 2020). The latter are sometimes called out-of-KB mentions and are matched with a special NIL entity. To maintain a KB, it is required to discover out-of-KB mentions which can be further processed as new KB entities.¹

As NIL is not described in the KB, it is hard to obtain their lexical or embedding representations, and consequently, it is hard to predict them directly. One idea is setting a threshold towards the mention-to-entity matching score: a mention is regarded as NIL if its scores to all the KB entities are below the threshold (Bunescu and Paşca, 2006). Another idea is to *classify* whether a mention is NIL or not based on a set of features regarding the mention and its top-*k* entity candidates (Wu et al., 2016). Some other studies attempt to represent the NIL entity with key phrases or features with the help of external corpora (Hoffart et al., 2014) or manual effort (Hoffart et al., 2016).

Recently, neural EL has shown good performance by applying language models (LMs), e.g. BERT (Devlin et al., 2019), to represent texts and entities (Wu et al., 2020). In contrast, methods for out-of-KB mentions have been relatively static or unchanged, as reviewed in (Shen et al., 2021; Sevgili et al., 2022), where the traditional, threshold-based approach is combined with deep learning (Ji et al., 2020; Chen et al., 2021). There is a lack of studies to seamlessly integrate out-of-KB mention discovery with pre-trained LM-based approaches like BLINK (Wu et al., 2020).

Besides the shortage of methodology research, benchmarking datasets considering out-of-KB mention discovery are also relatively rare compared to in-KB EL, especially in the biomedical domain.

Also, entities in the biomedical domain are

¹In this work, we focus on identifying out-of-KB mentions, and leave the canonicalization and placement of the new entities in the KB for future work.

likely to have various surface forms or synonyms (D’Souza and Ng, 2015; Chen et al., 2021). This entity variety suggests enhancing synonyms for EL.

In this work, we define the out-of-KB mention discovery problem and propose a method named BLINKout, based on the BERT-based EL method, BLINK (Wu et al., 2020), and adopt new techniques including NIL representation & classification, and synonym enhancement. We also propose strategies to automatically generate out-of-KB mention discovery benchmarks from an in-KB EL dataset by pruning or using historical versions of the linked ontology. Four datasets are constructed, including clinical notes and biomedical publications, with the medical ontologies, UMLS and SNOMED CT. Our approach and data settings can support establishing a life cycle for out-of-KB mention discovery along with in-KB entities.

Experimental results on the datasets show the advantage of the BLINKout approach for out-of-KB discovery, with comparison to rule-based, threshold-based, and feature-based baselines and our ablation studies. Our dataset construction scripts and system implementation will be publicly available.

2 Preliminaries

2.1 Problem Definition

Given a KB containing a set of entities E and a text corpus in which a set of mentions M are identified in advance, *Entity Linking* (EL, a.k.a. Entity Disambiguation or Entity Normalisation) is to map each mention m in M to its corresponding entity e in E (Shen et al., 2014). Due to the limited knowledge coverage of a KB, it is possible that there is no entity in E that can be matched with a given mention. Thus we have the following more general problem named **out-of-KB mention discovery**, which is formulated as the extended EL task that considers both in-KB and out-of-KB mentions.

Given a text corpus with a set of identified mentions D_M and an ontology with entities E , *out-of-KB mention discovery* is to develop a function f such that each mention d_m in D_M is mapped to an item $f(d_m) \in E \cup \{NIL\}$, where NIL denotes that there are no entities in E that can be matched with d_m . In this study, we focus on ontologies, a common type of KB that is often defined as a shared, explicit specification of a conceptualisation of a domain (Gruber, 1995), and we consider an ontology’s classes (or concepts) as its entities for

linking. Note that each ontology entity may have definitions and synonyms that can be utilised for out-of-KB mention discovery.

2.2 BERT-based Entity Linking

EL approaches often have two stages: *candidate creation* and *candidate ranking* (Rao et al., 2013; Ji et al., 2020; Wu et al., 2020). In candidate creation, the approaches aim to narrow down the vast number of entities into a manageable subset (e.g., tens or hundreds), and in candidate ranking, the approaches aim to rank the candidate entities of each mention according to the probability that they match the given mention.

We summarise BERT-based Entity Linking in (Wu et al., 2020) below with adaptation using a triplet loss for the bi-encoder.

Candidate Creation with Bi-encoder The bi-encoder fine-tunes two BERT models $BERT_m$ and $BERT_e$ to embed both mentions and entities, resp., into a dense embedding space, so that given a new mention, the nearest candidates can be easily retrieved. For an entity mention d_m and an entity d_e , their embeddings can be accessed as

$$v_m = \text{red}(BERT_m(d_m)); \quad v_e = \text{red}(BERT_e(d_e)) \quad (1)$$

where $\text{red}(\cdot)$ denotes a function for extracting the vector representation of a textual sequence from a BERT model with its last layer representation of the [CLS] token.

Mentions and entities can be fed into the BERT models in different ways. In the classic work (Wu et al., 2020), a mention is fed into $BERT_m$ as [CLS] ctx_l [M_s] mention [M_e] ctx_r [SEP], where ctx_l and ctx_r are the left and right contexts of the mention in the document; and an entity (with name and definition) is fed into $BERT_e$ as [CLS] name [ENT] definition [SEP]. Note that [M_s], [M_e], and [ENT] are special tokens for separation.

With these embeddings, the **score** which measures the similarity between a mention and an entity can be calculated, e.g., by their dot-product defined as $s(m, e) = v_m \cdot v_e$. The scores are further used to generate top- k candidates for each mention.

The bi-encoder is often trained using a cross-entropy loss (or a non-temperated contrastive loss cf. Gao et al. (2021)) which is to make each mention close to its matched entity in the embedding space, but far away from the other entities within the batch. An alternative loss is the max-margin triplet loss described below, where α is a

margin of small value (e.g., 0.2) and $[x]_+$ denotes $\max(x, 0)$, for each mention to its gold entity (the i -th) in a batch.

$$L_{m_i, e_i} = \sum_{j \neq i} [\alpha - s(m_i, e_i) + s(m_i, e_j)]_+ \quad (2)$$

Candidate Ranking with Cross-encoder The cross-encoder is fed with information of both a mention and its top- k entities from the bi-encoder which are ranked according to their scores to the mention, and performs a multi-class classification, i.e., the entity that is more likely to be matched with the mention is predicted with a higher score.

Each mention m is concatenated with each of its top- k entities following the same input format as in the bi-encoder. The concatenation of the input for mention and the entity e (without the [SEP] and [CLS] tokens in between) is denoted as $d_{m,e}$, i.e., [CLS] ctx_t [M_s] mention [M_e] ctx_r [SEP] name [ENT] definition [SEP]. The input $d_{m,e}$ is fed into the cross-encoder, which is composed of a BERT model and a linear layer, for a score output:

$$\begin{aligned} v_{m,e}^{(cross)} &= \text{red}(BERT_{cross}(d_{m,e})) \\ s_{m,e}^{(cross)} &= v_{m,e}^{(cross)} W \end{aligned} \quad (3)$$

The cross-encoder is learned with the following cross-entropy loss with softmax activation, where E_{cand} denotes the indices of the top- k candidate entities of m , and i is the index of the gold entity.

$$L_{m, e_i}^{(cross)} = -\log\left(\frac{\exp(s_{m, e_i}^{(cross)})}{\sum_{j \in E_{cand}} \exp(s_{m, e_j}^{(cross)})}\right) \quad (4)$$

3 BLINKout

The BERT-based EL (Wu et al., 2020) described previously in Section 2.2 does not target the NIL entity. We present two approaches for out-of-KB mention discovery that adapts the cross-encoder, including (i) threshold-based approach, and (ii) NIL representation & classification, applicable either with or without training. For the second approach, we further discuss the techniques to represent the NIL entity with LMs. Then, we propose methods to enhance both bi-encoder and cross-encoder with synonyms or variants which are prevalent for entities in specific domains.

3.1 Threshold-based Approach

The idea of the threshold approach is to determine whether a mention should be linked to NIL, by

setting a threshold for the EL system that outputs a score for each entity candidate. Usually, the output score of the EL system is normalized to $[0,1]$, e.g., by a softmax function, and the threshold is thus set between 0 and 1. The threshold is usually tuned as a hyperparameter with the validation set (Ji et al., 2011; Chen et al., 2021).

We adapt the BERT-based EL with a threshold Th_{cross} for the cross-encoder. We replace the last candidate with NIL (or the k -th) for m if NIL is not predicted in the top- k candidates based on the bi-encoder, similar to Rao et al. (2013). During candidate ranking, a mention is considered NIL if all the non-NIL candidates have their scores below the threshold. We also experimented with adding a threshold for the bi-encoder, which did not affect the results as NIL is always included in the top- k candidates.

3.2 Classification-based Approach

For the classification approach, we ensure that the NIL entity is within the top- k candidates by replacing the last candidate with NIL, as in the threshold-based approach. This gives a chance for the cross-encoder with $L^{(cross)}$ to potentially classify NIL as the top entity for the mention, as inspired by (Rao et al., 2013). The textual representation of NIL, encoded with BERT-like LMs, will affect the performance of classification; we discuss different NIL representations in 3.3.

Joint Training for NIL Classification We add a joint loss to learn to verify whether a mention is NIL or in-KB, conditioned on the mention representation, similar to (Gu et al., 2021a). The sigmoid function σ with a linear layer is used to form a probability score given the mention representation.

$$\begin{aligned} v_m^{(cross)} &= \text{red}(BERT_{cross}(d_m)) \\ s_m^{isNIL} &= \sigma(v_m^{(cross)} W_{NIL}) \end{aligned} \quad (5)$$

This score, on whether the mention is NIL or in-KB, is learned with a binary cross entropy loss.

$$L_m^{NIL} = -y_i \log(s_m^{isNIL}) + (1 - y_i) \log(1 - s_m^{isNIL}) \quad (6)$$

Thus, the overall loss with joint training for the cross-encoder is described below. The best value of λ_{NIL} varied between 0.05 to 0.25 among the datasets after the parameter tuning with the validation set.

$$L_m = L_{m, e_i}^{(cross)} + \lambda_{NIL} * L_{NIL_m} \quad (7)$$

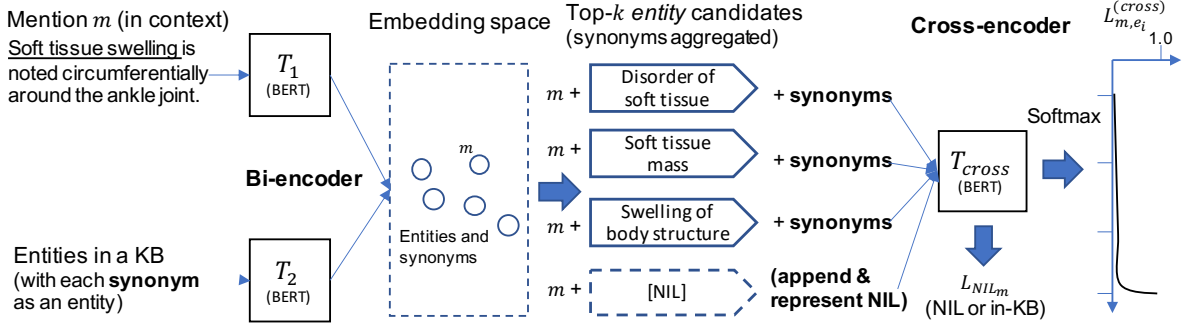


Figure 1: BLINKout architecture for out-of-KB mention discovery, adapting BERT-based Entity Linking (Wu et al., 2020): **bi-encoder** encodes separately the mention m in a context and the entities (each synonym as an entity) into a dense embedding space; **cross-encoder** classifies the most relevant entity candidate (with synonym concatenated), with **NIL Representation & Classification** that appends a [NIL] special token to replace the last candidate (if NIL was not predicted by the bi-encoder), jointly learned with L_{NIL} to classify whether the mention is out-of-KB.

3.3 NIL Entity Representations

The NIL entity does not have a native textual representation in the KB. A better representation of NIL will help the LM to discriminate NIL from in-KB entities. This representation can be either static, fixed (or unsupervised) or dynamic, fine-tuned (or supervised with NIL mentions) in the LM.

We represent NIL as a special token [NIL] by taking advantage of the tokeniser in a BERT-like LM. This assigns special semantics to the NIL entity so it is not confused with the names of other entities in the KB. Also, the continuous representation of [NIL] can be further fine-tuned with the LM. A more naive representation is “NIL”, with the definition of “It is a NIL option.”, used in a previous study (Gu et al., 2021a); we also replace NIL with [NIL] in the definition. Similar to in-KB entities, we add the [ENT] special token between the name and the definition. A list of NIL representations and their results are presented in Table 4. Our final approach uses the dynamic, fine-tuned [NIL] representation that leverages the labelled out-of-KB mentions in the training data.

3.4 Synonym Enhancement

The original BLINK (Wu et al., 2020) focuses on the general domain Wikipedia and does not consider synonyms. Synonyms are prevalent for real-world entities especially in the biomedical domain (D’Souza and Ng, 2015), for example, entity C0428977 in the UMLS has the name of “Bradycardia” and some synonyms such as “Slow heart beat” and “Heart rare slow”. When in-KB entities are better represented with synonyms, the out-of-KB mentions can be more precisely discriminated

by the LM. We thus enhance the bi-encoder and the cross-encoder with synonyms, with two different approaches, resp.: (i) augmentation of each synonym as an entity in the bi-encoder, for its thorough training, and (ii) concatenation with [SYN] special token in the cross-encoder, for its efficient training.

Synonym Augmentation in Bi-encoder. We use synonyms for data augmentation to enhance the training. Each synonym is treated as a separate entity to be matched to the mention. This can significantly augment the size of the training data. After the scoring, we aggregate the entities and synonyms into top- k unique entity candidates by setting the score w.r.t. an entity with its highest score among all the variations.

Synonym Concatenation in Cross-encoder. We model each entity candidate e with a concatenation of synonyms with the [SYN] special tokens, i.e. [CLS] name [ENT] synonym_1 [SYN] synonym_2 ... synonym_n [SYN] definition.² This keeps the number of entities to classify to k compared to treating each synonym as an entity, and thus significantly reduces the computation while still making full use of the synonyms.

Finally, we use **BLINKout** to refer to the approach that integrates BERT-based EL with synonym enhancement, fine-tuned NIL representation for classification. The threshold-based approach will be considered as a baseline.

4 Datasets

There are different strategies to construct NIL-enhanced EL datasets, which contain out-of-KB

²We also tested synonym concatenation for the bi-encoder, but it did not outperform synonym augmentation.

	ShArE/CLEF 2013 train / test	MM-pruned-0.1 train / valid / test	MM-pruned-0.2 train / valid / test	MM-2014AB train / valid / test
# of docs	199 / 99	2635 / 878 / 879	2635 / 878 / 879	2635 / 878 / 879
# of mentions	5816-68 / 5351-24	6201 / 2121 / 2000	6201 / 2121 / 2000	6181 / 2112 / 1988
# of out-of-KB mentions	1639 / 1723	456 / 201 / 155	1031 / 405 / 415	307 / 82 / 103
% of out-of-KB mentions	28.2% / 32.3%	7.3% / 9.5% / 7.8%	16.6% / 19.1% / 20.8%	5.0% / 3.9% / 5.2%
# of in-KB mentions	4109 / 3604	5745 / 1920 / 1845	5170 / 1716 / 1585	5874 / 2030 / 1885
# of entities	88,150	35,392	31,460	35,398
# of entities & synonyms	288,490	126,188	112,097	124,132

Table 1: Statistics of out-of-KB linking datasets. Slashes separate the statistics of training, validation, testing sets. “MM” denotes Medmentions; pruned-0.1 and pruned-0.2 denote percentage of pruned concepts in the ontology; “2014AB” refers to the previous version of the UMLS applied.

mentions labelled with NIL (i.e., each mention is linked to either an entity in E or NIL). One straightforward way is **Manual Labelling**. We adopt one existing manually NIL-labelled dataset in the medical domain, i.e., ShArE/CLEF 2013, which consists of clinical notes (discharge summaries and electrocardiogram, echocardiogram, and radiology reports) in the version 2.5 of the MIMIC-II dataset (Suominen et al., 2013). The target ontology is SNOMED CT (represented with their mapped UMLS CUI) which belongs to the Disorder semantic group of 10 semantic types in the UMLS, defined in the annotation guideline (Elhadad et al., 2013). We use UMLS 2012AB following Ji et al. (2020).³ Around 30% of the mentions are out-of-KB.⁴

Manual labelling costs labour and there are few labelled datasets with NIL. We thus propose two strategies, Ontology Pruning and Ontology Versioning, to synthesise out-of-KB mentions within normal EL datasets.

Ontology Pruning We randomly sample a portion (10% or 20%) of the entities in the target ontology, remove them and link the parent and child of each removed entity to preserve the hierarchy as in He et al. (2022). This forms a new ontology. Mentions that are originally linked to the removed entities are labelled with NIL.

Ontology Versioning We also consider replacing the current version of the ontology with an older version, so that mentions linked to entities which are in the newer version but not in the older version

³A small portion of mentions (68+24) in ShArE/CLEF 2013 were not recognisable in UMLS 2012AB by string matching of CUIs, as shown in Table 1.

⁴The out-of-KB mentions can be out of the Disorder semantic group but belong to another semantic type (e.g. “[Thick] bronchial secretions” only as body substance; “soft tissue swelling” and “vomiting coffee grounds” only as findings) (Elhadad et al., 2013).

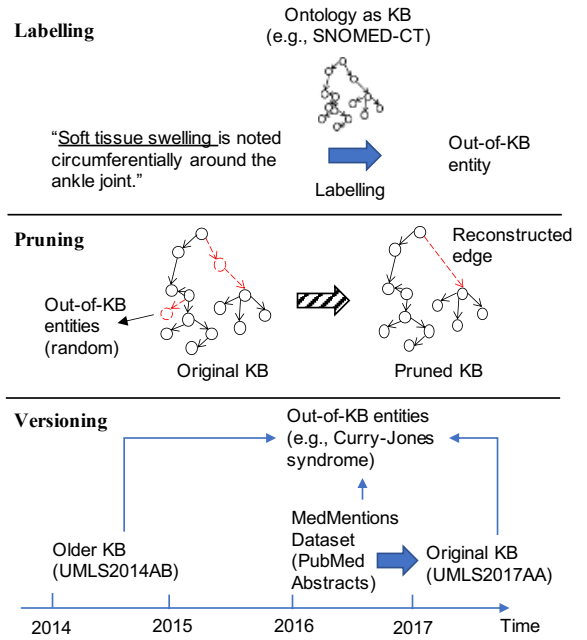


Figure 2: Strategies for NIL-enhanced EL dataset construction: Manual Labelling, Ontology Pruning, and Ontology Versioning. The specified UMLS ontologies are the subset linked to SNOMED CT under the semantic type of T047, “Disease or Syndrome”.

become out-of-KB. Using MedMentions dataset (Mohan and Li, 2018) as an example (see Figure 2), UMLS2017AA was used to exhaustively annotate entities in publication titles and abstracts in 2016; we chose its older version of UMLS2014AB (released in Nov 2014). We narrowed the UMLS semantic type to T047, *Disease or Syndrome*, and the source to those in SNOMED CT (similar to ShArE/CLEF 2013). We gathered the entities that are in UMLS2017AA but not in the earlier version⁵. The mentions labelled with the newly added

⁵We further filtered out those that were merged to a concept in the previous version of the ontology (as defined in Retired CUI Mapping, MRCUI.RRF in the UMLS), representing around 6% of all newly added concepts.

entities become out-of-KB mentions⁶.

The advantage of Ontology Pruning is that it allows the control of the process and the percentage of out-of-KB mentions, while Ontology Versioning creates datasets that are more close to the reality where new concepts emerge over time. The statistics of our datasets are shown in Table 1.

5 Evaluation

5.1 Comparison Methods

The main baseline methods for out-of-KB mention discovery are: (i) **Rule-based approach**, the Sieve-based approach, using carefully crafted rules designed for biomedical texts, where NIL is detected when no entity can be linked to (D’Souza and Ng, 2015). (ii) **Threshold-based approach** (“*Th*-based BM25+BERT+syn”), with BM25 for candidate generation and BERT-based cross-encoder for candidate ranking (Ji et al., 2020), with synonym enhancement; we tuned the threshold (as 0.85) and the domain-specific, SapBERT (Liu et al., 2021) setting (“*Th*-based BM25+SapBERT+syn”) based on the validation set. (iii) **Feature-based NIL classification** (“*Ft*-based Classifier”): including string-matching features (Rao et al., 2013; Dredze et al., 2010; McNamee et al., 2009), entity contextual feature space and embedding-based feature space (Wu et al., 2016), with details in Appendix B; we also provide a feature-based baseline that uses the entity candidates and dynamic features in BLINKout (“*Ft*-based BLINKout $L_{NIL}^{(Ft)}$ ”), see Appendix B.1.

For model comparison, the default number of top- k was set as 10 for the baselines using BM25, BLINK, or BLINKout, following Ji et al. (2020). In the “ k and NIL rep tuned” setting, both k and NIL representations were tuned based on the validation set to optimise F_{1_o} (see Section 5.4 and Appendix C for details in parameter tuning, with the optimal settings in Appendix A).

Adapting BLINK without Training We also implemented both threshold-based and the NIL representation approach to a BLINK model trained from all in-KB entities (“*Th*-based BLINK” and “NIL-rep-based BLINK”), either or not enhanced with synonyms (“+syn”).

⁶Examples include “CJS” or “Curry-Jones syndrome” (C0795915), “CKD” or “Chronic Kidney Diseases” (C1561643), and “Pandemic influenza” (C4304383), which were added to the UMLS between Nov 2014 and May 2017 under the semantic type T047, Disease or Syndrome.

5.2 Evaluation Metrics

In the conventional setting for EL, which does not discriminate between in-KB and out-of-KB mentions, the *overall* (or in-KB+out-of-KB) accuracy (A), precision (P), recall (R), and F_1 scores are the same, i.e., $A = P = R = F_1 = \frac{TP}{|M|}$, where TP and $|M|$ denote the number of correctly linked mentions and all the target mentions, resp. (Shen et al., 2014; Sevgili et al., 2022).

In this work, we propose to use *out-of-KB* precision (P_o), recall (R_o), and F_1 (F_{1_o}) scores to measure how well out-of-KB mentions are detected. Analogously, we can calculate the *in-KB* precision (P_{in}), recall (R_{in}), and $F_{1_{in}}$ scores.

$$P_o = \frac{TP_o}{TP_o + FP_o}; R_o = \frac{TP_o}{TP_o + FN_o} \quad (8)$$

$$P_{in} = \frac{TP_{in}}{TP_{in} + FP_{in}}; R_{in} = \frac{TP_{in}}{TP_{in} + FN_{in}} \quad (9)$$

where TP_o , FP_o , and FN_o (resp. TP_{in} , FP_{in} , and FN_{in}) are the number of true positive, false positive, and false negative out-of-KB (resp. in-KB) mentions. Note that TP_{in} refers to mentions that are predicted with the correct entities in the KB instead of simply predicted as in-KB. F_1 score is the harmonic mean of the precision and recall.

5.3 Results

Out-of-KB Metrics BLINKout (with the domain-specific SapBERT) achieved the top out-of-KB F_1 (F_{1_o}) on all datasets, see main results in Table 2 and MM-pruned-0.2 results in Table 3.

Rule-based approaches were effective, given the regular syntactic structure of the biomedical texts and concepts. Sieve-based approach (D’Souza and Ng, 2015) resulted in high out-of-KB recall scores, but still lack in out-of-KB precision and F_{1_o} compared to BLINKout. The rule-based approach tends to result in a large number of out-of-KB mentions using the “NIL as no candidate” rule.

Feature-based methods, facing the challenge of imbalanced binary classification, also tend to predict a larger number of NILs and result in a high out-of-KB recall, but low precision and F_1 scores.

Threshold-based approaches provide higher out-of-KB precision than feature-based, but lower metrics than the rule-based approach. The setting using synonyms with bi-encoder (“BLINK+syn”) instead of BM25 (“BM25+BERT+syn”) greatly improved the in-KB results and thus the out-of-KB results based on a threshold.

	ShARe/CLEF 2013				MM-pruned-0.1				MM-2014AB			
	A	P_o	R_o	F_{1_o}	A	P_o	R_o	F_{1_o}	A	P_o	R_o	F_{1_o}
Rule-based (Sieve-based)	90.0	84.7	92.6	88.5	83.8	36.3	94.8	52.5	82.9	26.6	98.1	41.9
Ft-based Classifier	36.0	49.1	71.6	58.2	19.1	11.2	69.7	19.2	20.1	7.2	37.9	12.1
Ft-based BLINKout $L_{NIL}^{(Ft)}$	60.9	61.4	95.0	74.6	42.3	14.0	92.3	24.2	43.7	8.9	85.4	16.1
<i>Th</i> -based BM25+BERT+syn	69.5	64.9	55.8	60.0	72.3	22.8	64.5	33.7	70.6	9.7	26.2	14.1
<i>Th</i> -based BM25+SapBERT+syn	76.2	71.3	64.7	67.8	75.6	28.6	84.7	42.2	71.4	16.9	81.6	28.0
BLINK (BERT)	53.0	-	-	-	67.0	-	-	-	62.4	-	-	-
+ syn	58.1	-	-	-	70.4	-	-	-	68.8	-	-	-
<i>Th</i> -based BLINK	72.4	65.4	67.7	66.5	68.1	21.9	42.6	28.9	65.7	21.7	74.8	33.6
+ syn	80.1	74.4	76.2	75.3	72.7	25.5	54.8	34.8	71.1	22.2	48.5	30.5
NIL-rep-based BLINK	74.8	67.6	89.2	76.9	69.7	24.8	47.1	32.5	65.7	19.1	80.6	30.9
+ syn	80.3	79.8	73.5	76.5	72.6	27.8	40.7	33.0	71.4	18.6	74.8	29.8
BLINKout (- syn, BERT)	77.7	74.1	91.2	81.8	62.3	18.4	62.6	28.5	68.2	25.2	78.6	38.1
BLINKout (BERT)	86.0	85.3	87.9	86.6	70.5	33.1	58.7	42.3	69.9	33.7	84.5	48.2
BLINKout (SapBERT)	89.9	90.0	89.8	89.9	81.8	53.5	54.8	54.1	81.5	57.3	79.6	66.7
+ k and NIL rep tuned	90.8	91.4	90.3	90.9	83.3	58.4	65.2	61.6	82.9	86.2	72.8	79.0
+ L_{NIL}	91.2	88.5	92.5	90.5	83.1	47.0	75.5	57.9	82.5	59.3	83.5	69.4

Table 2: Comparison results for Entity Linking with *out-of-KB* mentions (Precision, Recall, F_1 scores w.r.t. *out-of-KB* mentions and *overall* Accuracy w.r.t. both in- and out-of-KB mentions).

	MM-pruned-0.2			
	A	P_o	R_o	F_{1_o}
Rule-based (Sieve-based)	85.3	63.4	97.1	76.7
Ft-based Classifier	25.8	27.5	63.9	38.4
Ft-based BLINKout $L_{NIL}^{(Ft)}$	48.0	39.3	95.9	55.7
<i>Th</i> -based BM25+BERT+syn	70.2	46.2	60.7	52.5
<i>Th</i> -based BM25+SapBERT+syn	74.7	51.3	72.5	60.1
BLINK (BERT)	57.2	-	-	-
+ syn	60.2	-	-	-
<i>Th</i> -based BLINK	71.1	51.6	77.6	62.0
+ syn	69.5	47.7	60.5	53.4
NIL-rep-based BLINK	71.9	56.9	74.9	64.7
+ syn	81.0	54.4	77.1	61.7
BLINKout (- syn, BERT)	77.4	51.1	80.7	62.6
BLINKout (BERT)	81.4	57.8	74.0	64.9
BLINKout (SapBERT)	84.1	72.6	81.0	76.5
+ k and NIL rep tuned	88.9	72.6	88.7	79.8
+ L_{NIL}	90.3	65.2	91.6	76.2

Table 3: Comparison results for Entity Linking with *out-of-KB* mentions on MM-pruned-0.2 (Precision, Recall, F_1 scores w.r.t. *out-of-KB* mentions and *overall* Accuracy w.r.t. both in- and out-of-KB mentions)

NIL-rep-based approaches with fixed NIL representations performed better than or on par with threshold-based ones. The special token [NIL], even fixed or unsupervised, can leverage the pre-trained weights in LMs to discriminate NIL from any in-KB entities.

BLINKout outperforms all the baselines on all the datasets. A large margin was achieved compared to the second best, rule-based approach, especially for MM-2014AB and MM-pruned-0.1, by

nearly 40% and 10% improvement of F_{1_o} , resp.

Ablation Study The contributing components in BLINKout are: (i) fine-tuned NIL representation with NIL-labelled training data (3-17% improvement of F_{1_o}); (ii) synonym enhancement (2-14% improvement of F_{1_o}); (iii) domain-specific BERT, e.g. SapBERT (3-19% improvement of F_{1_o}).

Overall Accuracy For the overall accuracy on both in-KB and out-of-KB mentions (A), the proposed models perform the best or competitively in 3 out of 4 datasets (except for MM-pruned-0.1, slightly below the rule-based approach by 0.5%). This shows that BLINKout, which focuses on out-of-KB mentions, does not compromise the performance of in-KB entities. In-KB EL results are in Table 5 in Appendix E.

Qualitative Analysis Examples in Table 7 with analysis in Appendix F on the datasets further suggest that BLINKout can identify out-of-KB mentions with higher confidence, compared to *Th*-based and NIL-rep-based methods on BLINK.

5.4 Sensitive Settings

The results of out-of-KB mention discovery with BLINKout are sensitive to the settings below.

The Number of Top- k Candidates Out-of-KB metric scores generally have a positive correlation with k when it is below a limit. A higher top- k may make it harder to train a model to discriminate out-of-KB from the remaining classes using the

	ShARe/CLEF 2013		
	A	F_{1_o}	$F_{1_{in}}$
Fixed rep:			
NIL-rep-based BLINK+syn, $k=10$			
NIL	70.0	52.3	75.4
NIL [ENT] It is a NIL option.	70.0	52.3	75.4
[NIL]	80.3	76.5	82.0
[NIL] [ENT] It is a NIL option.	74.5	64.9	78.0
[NIL] [ENT] It is a [NIL] option.	76.5	69.2	79.4
Fine-tuned rep:			
BLINKout (BERT), $k=150$			
[NIL]	88.7	89.1	88.5
[NIL] [ENT] It is a [NIL] option.	87.6	88.2	87.2

Table 4: Comparison results among NIL representations (“rep”), either fixed or fine-tuned

cross-encoder; this especially decreases the performance when there are limited out-of-KB samples for training (e.g., in MM-2014AB). In-KB results and bi-encoder results positively correlate with k . Details and figures are in Appendix C.

NIL Textual Representation NIL representation sets a prior anchor point in the embedding space for the bi-encoder and is used in the cross-encoder for candidate ranking. Results on ShARe/CLEF 2013 are displayed in Table 4: [NIL] representation performed the best for all metrics, either in the fixed or the fine-tuned setting.

Domain-Specific LMs In-domain and ontology-pre-trained models, SapBERT (Liu et al., 2021) and PubMedBERT (Gu et al., 2021b), obtained better in-KB and out-of-KB results on the datasets. Results are in Appendix D.

6 Discussion

Results w.r.t Dataset Construction Strategies The out-of-KB performance of BLINKout was highest on the Manual Labelling data, ShARe/CLEF 2013, and lowest on the Ontology Versioning data, MM-2014AB. This is partially related to the percentage of out-of-KB mentions: the lower the percentage in the training data, the more challenging their detection. The randomly pruned entities may be very similar to the in-KB entities, thus difficult to discriminate among them. On the more realistic Ontology Versioning dataset, BLINKout outperforms the rule-based approach with a larger gap compared to datasets created with Manual Labelling or Ontology Pruning.

NIL Representation The results show that NIL representation based methods perform better or on

par with the threshold-based method. BLINKout with the fine-tuned [NIL] representation yielded a large margin of improvement. We also show that it is safer to use non-natural language tokens, i.e., [NIL], rather than “NIL” to avoid confusion with other vocabularies, especially in the fixed setting.

Joint Learning Using L_{NIL} allows to penalise the situation that a NIL mention being wrongly classified as an in-KB entity. This tends to increase the out-of-KB recall R_o , but may harm the precision P_o and F_{1_o} scores, as shown in Tables 2 and 3. Joint learning obtained the best overall accuracy on 2 of the 4 datasets (ShARe/CLEF 2013 and MM-pruned-0.2) where NIL mentions represented a higher percentage among all mentions. Improving joint learning in the highly-imbalanced setting (e.g. MM-2014AB) warrants further studies.

Synonyms Enhancement Synonyms help address the entity variant problem and further differentiate in-KB entities from NIL after the fine-tuning. Our synonym enhancement on the bi-encoder and cross-encoder greatly improved the out-of-KB F_1 scores across datasets over BLINK.

7 Related Work

Entity Linking (EL) for KB Construction EL has been extensively studied, see reviews in Shen et al. (2014, 2021); Sevgili et al. (2022). The work in Rao et al. (2013) focuses on a KB-centric view of EL, i.e., EL as a key step in KB construction and maintenance. Most relevant to KB maintenance is the identification of out-of-KB or NIL mentions so that they can be placed into the KB (Rao et al., 2013). Many recent studies in EL only considered in-KB entities (Bhowmik et al., 2021; Wu et al., 2020; Basaldella et al., 2020). Out-of-KB mention discovery is also distinct from zero-shot EL (Wu et al., 2020; Ristoski et al., 2021), as the latter targets in-KB entities.

Out-of-KB Mention and Entity Discovery Most studies apply the traditional threshold-based approach (Bunescu and Paşca, 2006; Ji et al., 2020; Chen et al., 2021; Xu and Miller, 2022) or NIL classification with features (Wu et al., 2016; Rao et al., 2013; Zhang et al., 2020) and neural networks (Martins et al., 2019; Gu et al., 2021a). We proposed NIL representation & classification that utilises the embedding representation in LMs, with BERT-based EL (Wu et al., 2020).

Another group of works forms NIL clusters for the resolution of out-of-KB mentions into potential concepts or entities, e.g. recently in [Kassner et al. \(2022\)](#) and [Agarwal et al. \(2021\)](#). The clusters are formed mainly based on the affinity of the out-of-KB mentions to themselves and to the in-KB entities, and NIL clusters are those having no entities but only mentions. A threshold is used to decide whether a mention or entity can be included in a cluster, similar to the threshold-based baseline. NIL clustering algorithms can be added as a part of the pipeline after out-of-KB mention detection, as summarised in [Ji et al. \(2011\)](#). The study ([Sil and Florian, 2016](#)) also clusters NIL mentions, after they are identified using a feature-based approach. Thus, our methods on NIL classification and representation are independent of clustering methods, and we leave the combination and comparison with them for a future study.

Out-of-KB EL Benchmarking In the general domain, TAC 2011 Knowledge Base Population Track ([Ji et al., 2011](#)) and NEEL challenge ([Rizzo et al., 2017](#)) were created to identify new entities from texts in news and social media texts. Recent general domain datasets include NILK ([Iurshina et al., 2022](#)) and EDIN-benchmark ([Kassner et al., 2022](#)) to enrich older versions of Wikipedia and Wikidata using text mentions from newer Wikipedia articles or news articles.

Domain-specific datasets for out-of-KB mentions are relatively rare, where the main dataset in the biomedical domain is ShARe/CLEF 2013 ([Suominen et al., 2013](#)). The study of [Ruas and Couto \(2022\)](#) uses biomedical ontologies, but the task links an identified NIL mention to its closest parent entity, instead of discovering the NIL mention.

Regarding evaluation metrics, overall accuracy ([Ji et al., 2020](#); [Chen et al., 2021](#); [Gu et al., 2021a](#)) is commonly used, which does not reflect the full picture. As far as we know, our study is the first to apply *out-of-KB* Precision, Recall, and F_1 scores.

One important contribution of our work is to provide general strategies to construct out-of-KB EL datasets. The research endeavour that mostly resembles ours is the ongoing work of [Möller \(2022\)](#) on EL for KB enrichment. This study so far targets news events to enrich Wikipedia. Similar to the plans in [Möller \(2022\)](#), our future work will canonicalise the new mentions by e.g., grouping and naming, and place them in the KB.

8 Conclusion

We introduced the task of out-of-KB mention discovery from texts and proposed BLINKout, which utilises a dynamic NIL representation & classification approach, enhanced with synonyms, founded on BERT-based Entity Linking. We also provided strategies, Ontology Pruning and Ontology Versioning, to construct out-of-KB datasets. While the datasets are from the biomedical domain, the methods are directly applicable to other domains. Future studies will focus on the canonicalisation and placement of out-of-KB entities in the KB.

Limitations

In this work, we did not further canonicalise the discovered out-of-KB mentions and place them into the KB. We mainly focused on the biomedical domain considering the importance of biomedical ontologies and the lack of data for the domain for out-of-KB mentions. For training bi-encoder, we used random negatives and explored online mining of hard triplets in [Musgrave et al. \(2020\)](#) instead of hard negatives. Also, our method did not leverage the logic or graph information (e.g. parents, children, and other relations or axioms) besides synonymy relations in the KBs or ontologies. The results were conducted with a fixed random seed, similar to [Wu et al. \(2020\)](#), while the variances were small (e.g. around or below 1% in our experiments for BLINKout on MM-2014AB, $k=10$). For in-KB entities, the rule-based approach, e.g. Sieve-based ([D’Souza and Ng, 2015](#)), tailored for biomedical texts, achieved the best results, and this needs to be verified with texts from other domains. We will explore these aspects for future studies.

Ethics Statement

Part of this work used the de-identified clinical notes in ShARe/CLEF 2013. We completed the Collaborative Institutional Training Initiative (CITI) Program’s “Data or Specimens Only Research” course⁷ and signed the data use agreement to get access to the data. We strictly followed the guidelines to use the data.

⁷<https://physionet.org/content/shareclefehealth2013/view-required-trainings/1.0/#1>

References

- Dhruv Agarwal, Rico Angell, Nicholas Monath, and Andrew McCallum. 2021. Entity linking and discovery via arborescence-based supervised clustering. *arXiv preprint arXiv:2109.01242*.
- Marco Basaldella, Fangyu Liu, Ehsan Shareghi, and Nigel Collier. 2020. **COMETA: A corpus for medical entity linking in the social media**. In *Proceedings of the 2020 Conference on Empirical Methods in Natural Language Processing (EMNLP)*, pages 3122–3137, Online. Association for Computational Linguistics.
- Rajarshi Bhownik, Karl Stratos, and Gerard de Melo. 2021. **Fast and effective biomedical entity linking using a dual encoder**. In *Proceedings of the 12th International Workshop on Health Text Mining and Information Analysis*, pages 28–37, online. Association for Computational Linguistics.
- Razvan Bunescu and Marius Paşca. 2006. **Using encyclopedic knowledge for named entity disambiguation**. In *11th Conference of the European Chapter of the Association for Computational Linguistics*, pages 9–16, Trento, Italy. Association for Computational Linguistics.
- Lihu Chen, Gaël Varoquaux, and Fabian M. Suchanek. 2021. **A lightweight neural model for biomedical entity linking**. *Proceedings of the AAAI Conference on Artificial Intelligence*, 35(14):12657–12665.
- Jacob Devlin, Ming-Wei Chang, Kenton Lee, and Kristina Toutanova. 2019. **BERT: Pre-training of deep bidirectional transformers for language understanding**. In *Proceedings of the 2019 Conference of the North American Chapter of the Association for Computational Linguistics: Human Language Technologies, Volume 1 (Long and Short Papers)*, pages 4171–4186, Minneapolis, Minnesota. Association for Computational Linguistics.
- Mark Dredze, Paul McNamee, Delip Rao, Adam Gerber, and Tim Finin. 2010. **Entity disambiguation for knowledge base population**. In *Proceedings of the 23rd International Conference on Computational Linguistics (Coling 2010)*, pages 277–285, Beijing, China. Coling 2010 Organizing Committee.
- Jennifer D’Souza and Vincent Ng. 2015. **Sieve-based entity linking for the biomedical domain**. In *Proceedings of the 53rd Annual Meeting of the Association for Computational Linguistics and the 7th International Joint Conference on Natural Language Processing (Volume 2: Short Papers)*, pages 297–302, Beijing, China. Association for Computational Linguistics.
- Noémie Elhadad, Wendy Chapman, and Guergana Savova. 2013. Shareclef ehealth 2013: Natural language processing and information retrieval for clinical care 1.0. <https://physionet.org/content/shareclefehealth2013/1.0/Task1ShAReGuidelines2013.pdf>.
- Tianyu Gao, Xingcheng Yao, and Danqi Chen. 2021. **SimCSE: Simple contrastive learning of sentence embeddings**. In *Proceedings of the 2021 Conference on Empirical Methods in Natural Language Processing*, pages 6894–6910, Online and Punta Cana, Dominican Republic. Association for Computational Linguistics.
- Thomas R. Gruber. 1995. **Toward principles for the design of ontologies used for knowledge sharing?** *International Journal of Human-Computer Studies*, 43(5):907–928.
- Yingjie Gu, Xiaoye Qu, Zhefeng Wang, Baoxing Huai, Nicholas Jing Yuan, and Xiaolin Gui. 2021a. **Read, retrospect, select: An mrc framework to short text entity linking**. *Proceedings of the AAAI Conference on Artificial Intelligence*, 35(14):12920–12928.
- Yu Gu, Robert Tinn, Hao Cheng, Michael Lucas, Naoto Usuyama, Xiaodong Liu, Tristan Naumann, Jianfeng Gao, and Hoifung Poon. 2021b. **Domain-specific language model pretraining for biomedical natural language processing**. *ACM Trans. Comput. Healthcare*, 3(1).
- Yuan He, Jiaoyan Chen, Hang Dong, Ernesto Jiménez-Ruiz, Ali Hadian, and Ian Horrocks. 2022. Machine learning-friendly biomedical datasets for equivalence and subsumption ontology matching. In *The Semantic Web – ISWC 2022*, pages 575–591, Cham. Springer International Publishing.
- Johannes Hoffart, Yasemin Altun, and Gerhard Weikum. 2014. **Discovering emerging entities with ambiguous names**. In *Proceedings of the 23rd International Conference on World Wide Web, WWW ’14*, page 385–396, New York, NY, USA.
- Johannes Hoffart, Dragan Milchevski, Gerhard Weikum, Avishek Anand, and Jaspreet Singh. 2016. **The knowledge awakens: Keeping knowledge bases fresh with emerging entities**. In *Proceedings of the 25th International Conference Companion on World Wide Web, WWW ’16 Companion*, page 203–206, Republic and Canton of Geneva, CHE. International World Wide Web Conferences Steering Committee.
- Anastasiia Iurshina, Jiaxin Pan, Rafika Boutalbi, and Steffen Staab. 2022. **Nilk: Entity linking dataset targeting nil-linking cases**. In *Proceedings of the 31st ACM International Conference on Information & Knowledge Management, CIKM ’22*, page 4069–4073, New York, NY, USA.
- Heng Ji, Ralph Grishman, Hoa Trang Dang, Kira Grifflitt, and Joe Ellis. 2011. Overview of the tac 2011 knowledge base population track. In *Third text analysis conference (TAC 2011)*, pages 1–33.
- Zongcheng Ji, Qiang Wei, and Hua Xu. 2020. BERT-based ranking for biomedical entity normalization. *AMIA Summits on Translational Science Proceedings*, 2020:269.

- Nora Kassner, Fabio Petroni, Mikhail Plekhanov, Sebastian Riedel, and Nicola Cancedda. 2022. EDIN: An end-to-end benchmark and pipeline for unknown entity discovery and indexing. In *Proceedings of the 2022 Conference on Empirical Methods in Natural Language Processing*, pages 8659–8673, Abu Dhabi, United Arab Emirates. Association for Computational Linguistics.
- Jinhyuk Lee, Wonjin Yoon, Sungdong Kim, Donghyeon Kim, Sunkyu Kim, Chan Ho So, and Jaewoo Kang. 2020. Biobert: a pre-trained biomedical language representation model for biomedical text mining. *Bioinformatics*, 36(4):1234–1240.
- Fangyu Liu, Ehsan Shareghi, Zaiqiao Meng, Marco Basaldella, and Nigel Collier. 2021. [Self-alignment pretraining for biomedical entity representations](#). In *Proceedings of the 2021 Conference of the North American Chapter of the Association for Computational Linguistics: Human Language Technologies*, pages 4228–4238, Online. Association for Computational Linguistics.
- Ilya Loshchilov and Frank Hutter. 2018. Decoupled weight decay regularization. In *International Conference on Learning Representations*.
- Pedro Henrique Martins, Zita Marinho, and André F. T. Martins. 2019. [Joint learning of named entity recognition and entity linking](#). In *Proceedings of the 57th Annual Meeting of the Association for Computational Linguistics: Student Research Workshop*, pages 190–196, Florence, Italy. Association for Computational Linguistics.
- Paul McNamee, Mark Dredze, Adam Gerber, Nikesh Garera, Tim Finin, James Mayfield, Christine Piatko, Delip Rao, David Yarowsky, Markus Dreyer, et al. 2009. Hltcoe approaches to knowledge base population at tac 2009. In *Proceedings of the 2009 Text Analysis Conference*.
- Tomas Mikolov, Edouard Grave, Piotr Bojanowski, Christian Puhersch, and Armand Joulin. 2018. Advances in pre-training distributed word representations. In *Proceedings of the International Conference on Language Resources and Evaluation (LREC 2018)*.
- Sunil Mohan and Donghui Li. 2018. Medmentions: A large biomedical corpus annotated with umls concepts. In *Automated Knowledge Base Construction (AKBC)*.
- Cedric Möller. 2022. Knowledge graph population with out-of-kg entities. In *European Semantic Web Conference*, pages 199–214. Springer.
- Kevin Musgrave, Serge J. Belongie, and Ser-Nam Lim. 2020. Pytorch metric learning. *ArXiv*, abs/2008.09164.
- Yifan Peng, Shankai Yan, and Zhiyong Lu. 2019. [Transfer learning in biomedical natural language processing: An evaluation of BERT and ELMo on ten benchmarking datasets](#). In *Proceedings of the 18th BioNLP Workshop and Shared Task*, pages 58–65, Florence, Italy. Association for Computational Linguistics.
- Delip Rao, Paul McNamee, and Mark Dredze. 2013. [Entity Linking: Finding Extracted Entities in a Knowledge Base](#). In Thierry Poibeau, Horacio Sagion, Jakub Piskorski, and Roman Yangarber, editors, *Multi-source, Multilingual Information Extraction and Summarization*, pages 93–115. Springer Berlin Heidelberg, Berlin, Heidelberg. Series Title: Theory and Applications of Natural Language Processing.
- Petar Ristoski, Zhizhong Lin, and Qunzhi Zhou. 2021. [Kg-zeshel: Knowledge graph-enhanced zero-shot entity linking](#). In *Proceedings of the 11th on Knowledge Capture Conference, K-CAP '21*, page 49–56, New York, NY, USA.
- Giuseppe Rizzo, Bianca Pereira, Andrea Varga, Marieke Van Erp, and Amparo Elizabeth Cano Basave. 2017. Lessons learnt from the named entity recognition and linking (neel) challenge series. *Semantic Web*, 8(5):667–700.
- Pedro Ruas and Francisco M. Couto. 2022. [Nilinker: Attention-based approach to nil entity linking](#). *Journal of Biomedical Informatics*, page 104137.
- Özge Sevgili, Artem Shelmanov, Mikhail Arkhipov, Alexander Panchenko, and Chris Biemann. 2022. [Neural entity linking: A survey of models based on deep learning](#). *Semantic Web*, 13(3):527–570. Publisher: IOS Press.
- Wei Shen, Yuhan Li, Yinan Liu, Jiawei Han, Jianyong Wang, and Xiaojie Yuan. 2021. Entity linking meets deep learning: Techniques and solutions. *IEEE Transactions on Knowledge and Data Engineering*.
- Wei Shen, Jianyong Wang, and Jiawei Han. 2014. Entity linking with a knowledge base: Issues, techniques, and solutions. *IEEE Transactions on Knowledge and Data Engineering*, 27(2):443–460.
- Avirup Sil and Radu Florian. 2016. [One for all: Towards language independent named entity linking](#). In *Proceedings of the 54th Annual Meeting of the Association for Computational Linguistics (Volume 1: Long Papers)*, pages 2255–2264, Berlin, Germany. Association for Computational Linguistics.
- Hanna Suominen, Sanna Salanterä, Sumithra Velupillai, Wendy W Chapman, Guergana Savova, Noemie Elhadad, Sameer Pradhan, Brett R South, Danielle L Mowery, Gareth JF Jones, et al. 2013. Overview of the share/clef ehealth evaluation lab 2013. In *International Conference of the Cross-Language Evaluation Forum for European Languages*, pages 212–231. Springer.

Kristen Wigby, Stephen RF Twigg, Ryan Broderick, Katherine P Davenport, Andrew OM Wilkie, Stephen W Bickler, and Marilyn C Jones. 2017. Gastrointestinal disorders in curry-jones syndrome: Clinical and molecular insights from an affected newborn. *American Journal of Medical Genetics Part A*, 173(6):1586–1592.

World Health Organization. 2022. Tracking sars-cov-2 variants. <https://www.who.int/activities/tracking-SARS-CoV-2-variants>.

Ledell Wu, Fabio Petroni, Martin Josifoski, Sebastian Riedel, and Luke Zettlemoyer. 2020. [Scalable zero-shot entity linking with dense entity retrieval](#). In *Proceedings of the 2020 Conference on Empirical Methods in Natural Language Processing (EMNLP)*, pages 6397–6407, Online. Association for Computational Linguistics.

Zhaohui Wu, Yang Song, and C. Giles. 2016. [Exploring multiple feature spaces for novel entity discovery](#). *Proceedings of the AAAI Conference on Artificial Intelligence*, 30(1).

Dongfang Xu and Timothy Miller. 2022. A simple neural vector space model for medical concept normalization using concept embeddings. *Journal of Biomedical Informatics*, 130:104080.

Shuo Zhang, Edgar Meij, Krisztian Balog, and Ridho Reinanda. 2020. [Novel entity discovery from web tables](#). In *Proceedings of The Web Conference 2020*, WWW ’20, page 1298–1308, New York, NY, USA.

A Experimental Details and Hyperparameters

BLINKout was implemented using PyTorch Huggingface Transformers⁸, based on the original BLINK library⁹. The BM25+BERT baseline is also based on the Python library rank_bm25¹⁰. Results on the Sieve-based approach were reproduced using the original JAVA-based implementation¹¹. All neural network models were trained using an NVIDIA Quadro RTX 8000 GPU card.

We used the max-margin triplet loss to train the bi-encoder. We found that the triplet loss led to a more stable convergence than the cross-entropy loss, with a similar performance to the latter.

We tuned the hyperparameters by optimising F_{1o} on the validation set. We generally tuned the best k from $\{5, 10, 20, 50, 100, 150, 200\}$ for each dataset and selected the best NIL representation.

⁸<https://huggingface.co/docs/transformers/index>

⁹<https://github.com/facebookresearch/BLINK>

¹⁰<https://pypi.org/project/rank-bm25/>

¹¹<https://github.com/jennydsuza9/disorder-normalizer>

The default k for model comparison was set as 10. The best BLINKout model had k as 150 for ShARe/CLEF 2013, 50 for MM-pruned-0.1 and MM-2014AB, and 100 for MM-pruned-0.2. The NIL representation was [NIL] for the datasets except [NIL] with [NIL]-definition for MM-pruned-0.1.

For the threshold-based BLINK method, the threshold Th_{cross} was 0.95, 0.55, 0.8, 0.95 for the datasets ShARe/CLEF 2013, MM-2014AB, MM-pruned-0.1, and MM-pruned-0.2, resp.

We followed the optimal parameter settings in (Wu et al., 2020) to use a maximum of 32 tokens for a mention in context and 128 for an entity candidate (including its synonyms), learning rate as 3e-05, bi-encoder training batch size as 32, cross-encoder training batch size as 1.

We used the “large” version of LM (e.g. BERT-large, 680M parameters) in the bi-encoder and “base” version of LM (e.g. BERT-base, 110M parameters) in the cross-encoder. For SapBERT and PubMedBERT, we used “base” version for the bi-encoder as no “large” version is available.

The parameter in joint learning, λ_{NIL} , was set to 0.25 (as in (Gu et al., 2021a)) for ShARe/CLEF 2013 and MM-pruned-0.2 datasets, to 0.2 for MM-pruned-0.1 and 0.05 for MM-2014AB.

We optimised the bi-encoder and cross-encoder using AdamW (Loshchilov and Hutter, 2018), with 3 and 4 epochs, resp. and trained all models with fixed random seeds to obtain reproducible results.

Time Used in Training and Inference The training of bi-encoder with SapBERT on ShARe/CLEF 2013 data took approx. 0.63 hours; training cross-encoder with SapBERT took approx. 0.88 hours when $k=10$ and approx. 8.67 hours when $k=150$. The inferencing stage is very fast compared to training: inferencing with a new mention took approx. 0.06 and 0.57 seconds for $k=10$ and $k=150$, resp.

B Baseline: Feature-based Classification

A list of features for out-of-KB mention classification is presented below, based on previous studies:

Mention-Entity String Matching Whether a mention has no, one, or several matching names in the entities through string matching (either exact full matching, exact inclusion, or fuzzy matching), to either the entity’s name or the entity’s name and definition, based on Rao et al. (2013) and McNamee et al. (2009). This resulted in 7 string matching features after the selection.

Neural Embeddings Neural embedding space between mentions and entities (Wu et al., 2016). We used 300-dimensional FastText embedding of 2 million word vectors trained on Common Crawl¹² (Mikolov et al., 2018) to represent both the mention and the entity, calculated their cosine similarity, and reported the highest cosine similarity across all entities and synonyms for the mention as a feature.

Entity Contexts Contextual entity space in (Wu et al., 2016). We averaged the embeddings of entities in the context of a mention (with the same context length of 32), where the entity embeddings were from FastText as in the above. The entities were located by exact string matching. The entity contextual embeddings formed 300 features.

For the “Ft-based Classifier” baseline, we followed the original studies by using Support Vector Machine (Rao et al., 2013) or an ensemble-based classifier (Wu et al., 2016), e.g., Random Forest, to classify whether a mention is NIL or in-KB. The exact in-KB entity is determined in the candidate generation process with four rules: exact string matching to the name, exact string inclusion to the name, exact string matching to synonyms, and first-letter matching. The top in-KB entity is the one with the highest cosine similarity of the neural embeddings between the mention and the name (or the synonym) of the entity.

We further provided another strong feature-based baseline (“Ft-based BLINKout $L_{NIL}^{(Ft)}$ ”) by integrating dynamic and static features with the BLINKout joint learning architecture and controlling the same top- k candidates as BLINKout, see Section B.1.

B.1 Dynamic Feature-based $L_{NIL}^{(Ft)}$ Inference

We adapted BLINKout for a joint, dynamic feature-based NIL classification as a strong baseline. This is based on using dynamic weights (fused with static features) in the neural network in the cross-encoder to classify NILs. The joint feature-based learning is similar to Equation 7 by replacing L_{NIL_m} with $L_{NIL_m}^{(Ft)}$, based on the prediction score with sigmoid activation below.

$$s_m^{isNIL_{Ft}} = \sigma([f_{dme}, f_{mes}, v_m^{(cross)}]W_{NIL_{Ft}}) \quad (10)$$

The *dynamic mention entity score* feature set f_{dme} denotes the cross-encoder’s mention-entity scores

¹²The FastText embedding is available at <https://fasttext.cc/docs/en/english-vectors.html>.

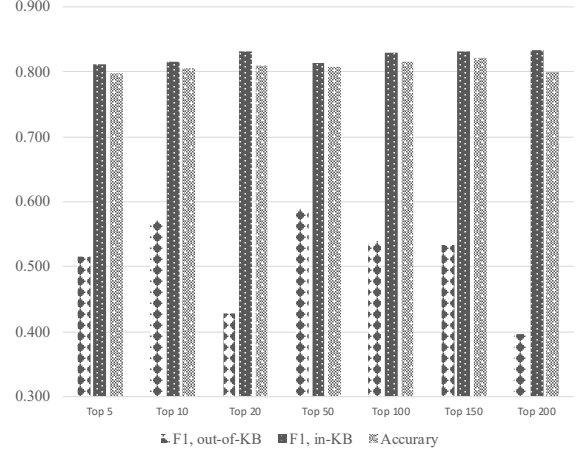


Figure 3: Out-of-KB F_1 , in-KB F_1 , and overall accuracy w.r.t the number of top- k candidates using BLINKout (SapBERT) on MM-2014AB validation set

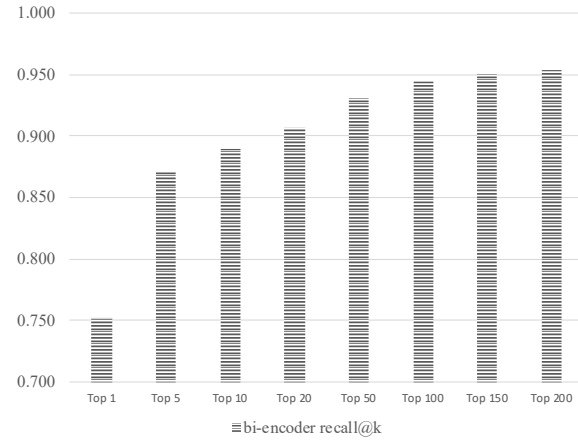


Figure 4: Recall@ k w.r.t the number of top- k candidates using BLINKout (SapBERT) on MM-2014AB validation set, after adding out-of-KB into the candidates if they were not predicted within top- k

of the mention, concatenated with three additional dynamic features minimum, maximum, and average pooling among the candidate entities. This is analogous to the in-KB scores and statistics features in (Rao et al., 2013; McNamee et al., 2009). The *mention-entity string matching* feature set f_{mes} is similar to the one described in Appendix B and was calculated using the WordPiece subword tokens as in the BERT model. The vector $v_m^{(cross)}$ is the mention representation same as earlier in Equation 5. The binary cross entropy loss is thus:

$$L_{NIL_m}^{(Ft)} = -y_i \log(s_m^{isNIL_{Ft}}) + (1 - y_i) \log(1 - s_m^{isNIL_{Ft}}) \quad (11)$$

The final loss with joint training for cross-encoder is described in Equation 12 below.

$$L_m = L_{m,is}^{(cross)} + \lambda_{NIL} * L_{NIL_m}^{(Ft)} \quad (12)$$

	ShARe/CLEF 2013			MM-pruned-0.1			MM-pruned-0.2			MM-2014AB		
	P_{in}	R_{in}	$F_{1_{in}}$	P_{in}	R_{in}	$F_{1_{in}}$	P_{in}	R_{in}	$F_{1_{in}}$	P_{in}	R_{in}	$F_{1_{in}}$
Rule-based (Sieve-based)	93.1	88.8	90.9	95.9	82.9	88.9	95.5	82.2	88.4	96.1	82.1	88.6
Ft-based Classifier	19.0	24.4	21.4	26.6	14.9	19.0	24.1	15.8	19.1	25.0	19.2	21.7
Ft-based BLINKout $L_{NIL}^{(Ft)}$	60.4	44.6	51.3	72.1	38.1	49.9	57.0	35.5	43.7	78.1	41.4	54.1
<i>Th</i> -based BM25+BERT+syn	71.3	76.3	73.6	86.2	73.0	79.0	79.2	72.6	75.8	80.5	73.0	76.6
<i>Th</i> -based BM25+SapBERT+syn	78.2	81.7	79.9	88.7	75.1	81.3	84.4	75.3	79.6	89.7	70.9	79.2
BLINK (BERT)	53.0	78.4	63.2	67.0	72.6	69.7	57.2	72.2	63.8	62.4	65.8	64.1
+ syn	58.1	85.8	69.3	70.4	76.3	73.2	60.2	76.0	67.2	68.8	72.6	70.6
<i>Th</i> -based BLINK	76.0	74.7	75.3	76.3	70.2	73.2	79.9	69.3	74.2	75.3	65.3	69.9
+ syn	82.9	81.9	82.4	82.2	74.2	78.0	77.2	71.8	74.4	77.3	72.3	74.7
NIL-rep-based BLINK	80.2	68.0	73.6	77.4	71.6	74.4	77.5	71.0	74.1	78.8	64.9	71.2
+ syn	80.5	83.6	82.0	78.3	75.3	76.8	81.0	74.5	77.6	85.3	71.3	77.7
BLINKout (- syn, BERT)	80.2	71.3	75.4	77.9	62.2	69.2	77.4	65.6	71.0	76.5	67.6	71.8
BLINKout (BERT)	86.4	85.2	85.8	76.5	71.5	73.9	81.4	75.4	78.3	75.3	69.1	72.1
BLINKout (SapBERT)	89.9	90.0	90.0	84.3	84.1	84.2	84.1	81.5	82.8	83.4	81.6	82.5
+ k and NIL rep tuned	90.5	91.0	90.7	87.1	83.3	85.1	88.9	83.7	86.2	82.8	83.5	83.1
+ L_{NIL}	92.5	90.5	91.5	88.2	83.7	85.9	90.3	80.7	85.2	84.3	82.4	83.4

Table 5: Comparison results for *in*-KB Entity Linking (Precision, Recall, F_1 scores for *in*-KB entities)

The model was trained using the top- k entities from the bi-encoder in BLINKout. The inference of whether a mention is *in*-KB or out-of-KB is from the dynamic feature-based classifier with the score $s_m^{isNIL_{Ft}}$ in Equation 10.

C Out-of-KB and In-KB Performance w.r.t Top- k

Figure 3 displays the change of F_{1_o} , $F_{1_{in}}$, and A with respect to the number of k on MM-2014AB with the BLINKout model (SapBERT), and Figure 4 displays the change of recall@ k of the bi-encoder under the same setting, where top-1 is the accuracy of the bi-encoder.

D Impact of Domain-Specific LMs

We found that in-domain and/or ontology-pre-trained models, for example, SapBERT (PubMedBERT further pre-trained with UMLS entities and synonyms), PubMedBERT (pre-trained from scratch with PubMed abstracts and PMC full texts), BlueBERT (pre-trained on PubMed abstracts only or also on MIMIC-III clinical notes) (Peng et al., 2019), and BioBERT (pre-trained on PubMed abstracts and PMC full texts) (Lee et al., 2020) provided better results than BERT on the datasets.

E In-KB Entity Linking Results

In-KB EL results on the four datasets are presented in Table 5.

$k=10$	ShARe/CLEF 2013			MM-pruned-0.1		
BLINKout	A	F_{1_o}	$F_{1_{in}}$	A	F_{1_o}	$F_{1_{in}}$
BERT	86.0	86.6	85.8	70.5	42.3	73.9
BioBERT	86.0	87.0	85.5	75.1	41.2	78.2
BlueBERT	87.6	88.5	87.2	75.3	45.6	78.9
BlueBERT (P)	88.1	<u>89.5</u>	87.5	77.0	46.6	80.9
PubMedBERT	<u>88.3</u>	<u>87.8</u>	<u>88.5</u>	82.9	62.8	85.1
SapBERT	89.9	89.9	90.0	<u>81.8</u>	<u>54.1</u>	<u>84.2</u>

Table 6: Comparison results among Language Models for both out-of-KB and in-KB mention discovery, and *overall* Entity Linking. Second-best results underlined. BlueBERT (P): pre-trained on PubMed Abstract only.

F Qualitative Analysis

We selected samples from the test set in the datasets regarding erroneous predictions for out-of-KB mention discovery, as displayed in Table 7 (on the next page). Note that all the presented models are context-aware, producing different predictions when the same lexical mention is in a different context (see rows 4-5).

BLINKout models can correctly identify NIL mentions with high confidence, while false but similar in-KB entities were predicted in *Th*- and NIL-rep-based methods (see rows 1 and 4). BLINKout with joint learning affects the softmax normalised score for NILs, potentially related to the percentage of NIL mentions in the dataset; this can result in false positive NIL predictions (as in row 3). NIL-rep-based approach can sensitively identify NIL mentions with a high score (if not predicted as the top), without training with NIL-labelled mentions. The threshold-based approach may likely result in

Data w/ row ID	Mention in context	Gold	<i>Th</i> -based BLINK	NIL-rep-based BLINK	BLINKout (tuned)	BLINKout (tuned)+ L_{NIL}
ShARe/ CLEF 2013 test-15	his chest tubes were removed, but cont. to have decreased breath sounds with CXR showing cont. atelectasis and effusion.	NIL	Harsh breath sounds (C0231859) 1.000> Th_{cross} (0.95)	Harsh breath sounds (C0231859) 1.000	NIL 1.000	NIL 1.000
ShARe/ CLEF 2013 test-22	Discharge Diagnosis: PEA arrest of unclear etiology	NIL	Electromechanical dissociation (C0340861) 1.000> Th_{cross} (0.95)	Electromechanical dissociation (C0340861) 0.998	Electromechanical dissociation (C0340861) 0.938 (where NIL 0.006)	NIL 0.882
ShARe/ CLEF 2013 test-40	Low dose beta blockade decreased HR to 95 in sinus and synthroid had been restarted.	Bradycardia (C0428977)	NIL (Cardiac murmur, intensity grade I/VI) (C0232249) 0.191< Th_{cross} (0.95)) (Gold not in top- k)	NIL 0.973 (Gold not in top- k)	Bradycardia (C0428977) 1.000	NIL 0.867 (where Bradycardia (C0428977) 0.132)
MM- 2014AB test-89	...a chronic kidney disease phase after stabilization of renal function...	NIL	Chronic Kidney Insufficiency (C0403447) 1.000> Th_{cross} (0.55)	Chronic Kidney Insufficiency (C0403447) 1.000	NIL 0.998	NIL 0.992
MM- 2014AB test-90	NGAL can serve a biomarker for acute kidney injury and possibly for chronic kidney disease in the tubulointerstitial rat model.	NIL	Chronic rejection of renal transplant (C0403592) 0.675> Th_{cross} (0.55)	NIL 0.999	NIL 0.836	NIL 0.710
MM- 2014AB test- 1764	Gastrointestinal disorders in Curry-Jones syndrome Clinical and molecular insights from an affected newborn	NIL	Weyers acrofacial dysostosis (C0457013) 0.994> Th_{cross} (0.55)	NIL 0.9176	NIL 0.264	NIL 0.023
MM- pruned- 0.1 test-14	Dietary antioxidants may play an important role in the prevention of bone loss and associated fractures by reducing levels of oxidative stress.	NIL	NIL (Tooth eruption disorder: (C0012767) 0.627< Th_{cross} (0.80))	Tooth eruption disorder (C0012767) 0.426 (where NIL 0.320)	NIL 1.000	NIL 0.997
MM- pruned- 0.1 test-35	... including weight and fat gain, glucose intolerance, hypertriglyceridemia , abnormal adipocytokine levels, hypertension, and adiponectin and leptin gene expression and epigenetic changes.	NIL	Hyperglycemia (C0020456) 1.000	Hyperglycemia (C0020456) 1.000> Th_{cross} (0.80)	Dyslipidemias (C0242339) 0.564 (where NIL 0.011)	Dyslipidemias (C0242339) 0.553 (where NIL 0.205)

Table 7: Examples of out-of-KB mention discovery from clinical notes (ShARe/CLEF 2013) and biomedical publications (MedMentions) with the top prediction from four BERT-based Entity Linking models: Threshold-based BLINK, NIL representation based BLINK, BLINKout (tuned), and BLINKout (tuned) with joint learning (L_{NIL}). Normalised prediction score (after softmax) is displayed after the predicted entity. Wrong predictions are marked with **red**. For the three datasets, ShARe/CLEF 2013, MM-2014AB, and MM-pruned-0.1, the threshold Th_{cross} for *Th*-based BLINK was 0.95, 0.55, 0.80, and the number of top- k for BLINKout was 150, 100, 50, resp.

false negative predictions for out-of-KB mentions when the incorrect but similar entity was predicted with a very high score near 100% (e.g. in rows 1-2, 4, 6-8). Finally, the pruning strategy is likely

to produce challenging “out-of-KB” entities which are very similar to in-KB entities, so that all models yielded a wrong prediction (see the last row).