

# UKnow: A Unified Knowledge Protocol for Common-Sense Reasoning and Vision-Language Pre-training

Biao Gong<sup>1</sup>, Xiaoying Xie<sup>1</sup>, Yutong Feng<sup>1</sup>, Yiliang Lv<sup>1</sup>, Yujun Shen<sup>2</sup>, Deli Zhao<sup>1</sup>  
<sup>1</sup>Alibaba Group <sup>2</sup>Ant Group

{a.biao.gong, shenyujun0302, zhaodeli}@gmail.com

{souyu.xxy, fengyutong.fyt, yiliang.lyl}@alibaba-inc.com

## Abstract

This work presents a unified knowledge protocol, called **UKnow**, which facilitates knowledge-based studies from the perspective of data. Particularly focusing on visual and linguistic modalities, we categorize data knowledge into five unit types, namely, in-image, in-text, cross-image, cross-text, and image-text, and set up an efficient pipeline to help construct the multimodal knowledge graph from any data collection. Thanks to the logical information naturally contained in knowledge graph, organizing datasets under UKnow format opens up more possibilities of data usage compared to the commonly used image-text pairs. Following UKnow protocol, we collect, from public international news, a large-scale multimodal knowledge graph dataset that consists of 1,388,568 nodes (with 571,791 vision-related ones) and 3,673,817 triplets. The dataset is also annotated with rich event tags, including 11 coarse labels and 9,185 fine labels. Experiments on four benchmarks demonstrate the potential of UKnow in supporting common-sense reasoning and boosting vision-language pre-training with a single dataset, benefiting from its unified form of knowledge organization. Code, dataset, and models will be made publicly available.

## 1 Introduction

Recent efforts have been attracted to leverage the *multimodal knowledge graph* [86] for data-driven intelligence. The multimodal knowledge graph is biologically inspired by the human mastery knowledge network [48]. Based on its format of complex network, the multimodal knowledge graph naturally enables modeling of heterogeneous data [71, 84]. Driven by the multimodal knowledge graph, models can easily introduce external knowledge [55], discover long-range relations [77] and understand more logical semantics [51].

However, existing datasets of the multimodal knowledge graph are either limited by their scale or only focused on single task of common-sense reasoning [45, 76]. Consequently, it is imperative to construct a multimodal knowledge

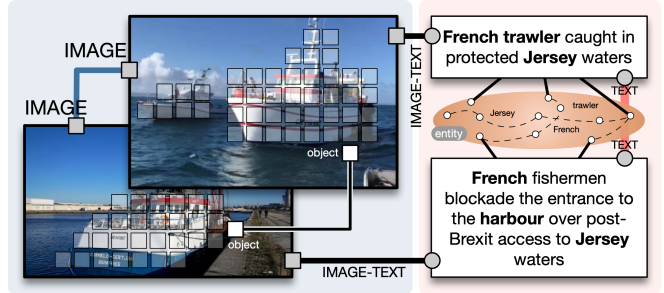


Fig. 1. **Overview of UKnow protocol**, consisting of five unit knowledge types, namely, in-image  $I_{in}$  (e.g., object), in-text  $T_{in}$  (e.g., entity), cross-image  $I_{cross}$  (e.g., image similarity), cross-text  $T_{cross}$  (e.g., text continuity), and image-text  $IT_{cross}$  (e.g., description).

graph dataset with large-scale and rich-logic. Given such a benchmark, more fundamental problems can be reached in lower layers.

In this work, we propose **UKnow**, a **Unified Knowledge** protocol, which facilitates knowledge-based studies [43, 54, 81] from the perspective of data. Particularly focusing on visual and linguistic modalities, we categorize data knowledge into five unit types, namely, in-image  $I_{in}$ , in-text  $T_{in}$ , cross-image  $I_{cross}$ , cross-text  $T_{cross}$ , and image-text  $IT_{cross}$ . As shown in Fig. 1, these knowledge types are together named as *Knowledge-View* which can be easily used to construct a multimodal knowledge graph ( $G_m$ ). To verify that UKnow can serve as a standard protocol, we further set up an efficient pipeline to reorganize existing datasets into UKnow’s format. This pipeline (*Phase-1/2/3*) could automatically build a new dataset from an existing image-text dataset, like LAION-5B [57]. A brief description of each *Phase* is as follows:

**Phase-1: Content Extraction.** We use pre-trained models to preprocess data and extract useful content. Note that pre-trained models can be replaced / added / disabled freely as needed. **Phase-2: Information Symbolization.** We arrange all of the results obtained in *Phase-1* into the index in this

Tab. 1. **Statistics** of various multimodal knowledge graph datasets. **TRIPLE** is the basic component of knowledge graph (Sec. 2.1), **WEB** and **GIT** indicate homepage and Github repository respectively. **EVENT** indicates the news event.

DATASET	YEAR	MULTIMODAL INFO.	SOURCE	NODE	IMAGE	TRIPLE	WEB	GIT	EVENT
WN9-IMG-TXT [76]	2016	ENT.	WN18, ImageNet	6,555	63,225	14,397		✓	✗
ImageGraph [46]	2017	ENT./CONCEPT	FB15k	14,870	829,931	564,010		✓	✗
VisualGenome [26]	2017	ENT.	MSCOCO	75,729	108,077	1,531,448	✓		✗
GAIA [83]	2018	ENT./CONCEPT	Freebase, Geonames	457,000	-	38,000		✓	✗
Richpedia [68]	2020	ENT./REL./CONCEPT	Wikipedia	29,985	2,914,770	2,708,511	✓	✓	✗
VisualSem [1]	2020	ENT./CONCEPT	BabelNet	89,896	930,000	1,500,000		✓	✗
MMKG-FB15k [36]	2019	ENT./CONCEPT	FB15k, Search Engine	14,951	13,444	592,213	✓	✓	✗
MMKG-DB15k [36]	2019	ENT./CONCEPT	DB15k, Search Engine	14,777	12,842	99,028	✓	✓	✗
MMKG-YAGO15k [36]	2019	ENT./CONCEPT	YAGO15k, Search Engine	15,283	11,194	122,886	✓	✓	✗
RESIN [74]	2021	ENT./REL./CONCEPT	News	51,422	6,399	150,220	✓	✓	✓
<b>Uknow</b>	2023	ENT./CONCEPT	News, Wikipedia	<b>1,388,568</b>	<b>1,073,671</b>	<b>3,673,817</b>	✓	✓	✓

phase. Images and texts cannot be used directly for graph construction. Thus, *Phase-2* numbers all original or generated data by a certain rule, then *Phase-3* links these nodes to make a multimodal graph. **Phase-3: Knowledge Construction.** Two kinds of internal knowledge ( $I_{in}, T_{in}$ ) and three kinds of associative knowledge ( $I_{cross}, T_{cross}, IT_{cross}$ ) are aggregated into one graph ( $G_m$ ) in this phase.

Following this protocol, we collect a novel large-scale multimodal knowledge graph from public international news. Our dataset contains 1,388,568 nodes of which 571,791 are vision relevant (*i.e.*, news images or visual objects). The number of triples in the entire graph is 3,673,817. To the best of our knowledge, this dataset has become the largest multimodal knowledge graph dataset of international news events. Moreover, our dataset contains a *hierarchical event annotation* for each news. A large-scale event dataset is of practical significance for real-world applications, such as information retrieval and public sentiment analysis. Specifically, **Event-11** contains general event categories such as “*Sports, Ceremony, ...*”, while **Event-9185** consists of real human activity in the history such as “*2019 NBA All-Star Game, 2019 Daytona 500, ...*”. More details about the annotation are shown in Sec. 3.2, Fig. 4, and Tab. 8.

In summary, our **contributions** are as follows:

- We introduce the multimodal knowledge graph into the vision field as a new standard of data organization, which features the relation inside data in addition to the original data format. Such a protocol opens up the possibilities of data usage such that more logic-rich downstream tasks can be expected in the future.
- We propose an efficient pipeline for constructing dataset following our *Uknow* protocol, together with a large-scale multimodal knowledge graph dataset collected from public international news. We also equip the dataset with hierarchical event annotations, which can help intelligent machines understand human activities and history.
- We provide some examples of the usage of *Uknow* in practical applications. Experiments on four bench-

marks showcase the advantages of *Uknow* in supporting common-sense reasoning and boosting vision-language pre-training with a unified form of data organization, making it possible to evaluate various tasks on a single dataset.

## 2 Related Work

### 2.1 Multimodal Knowledge Graph

**Datasets.** An intuitive interpretation of multimodal knowledge graph is that the ordinary knowledge graph only consists of <head, relation, tail> triples like < (“Jony”), Citizen, (“New York”) >, but the multimodal knowledge graph consists of the following:

```
< (“Jony”), Citizen, (“NewYork”) >,
< (“Jony”), Appearance, (“[Face]”) >,
< (“NewYork”), Landmark, (“[Statueofliberty]”) >,
< (“[AirForceOne]”), Similarity, (“[AirForceTwo]”) >
```

where (·) means a text node and [·] means a image node. The machine cannot understand what “*An old man with white hair*” is without establishing the connection between each word and its physical world meaning. However, with the help of multimodal knowledge graph, as a simple example, it is possible to generate a more informative entity-level sentence (*e.g.*, “*Biden is making a speech*”) instead of a vague concept-level description (*e.g.*, “*An old man with white hair is making a speech*”).

In Tab. 1, we list mainstream multimodal knowledge graph datasets [1, 26, 36, 46, 68, 74, 76, 83], constructed by texts and images with detailed information. For instance, VisualGenome [26] is a multimodal knowledge graph which contains 40,480 relations, 108,077 image nodes with objects. The ImageGraph [46] further pushed up the number of image nodes to 829,931 but missing the extraction of visual objects. Recently, VisualSem [1] implements a multimodal knowledge graph with 938K image nodes and 89,896 entity nodes, but it only uses 15 types of relation to build the graph. On the route of increasing the number of image nodes, IMGpedia [11] is the largest graph which contains 14,765,300 image nodes.

Nevertheless, IMGpedia is more like a vision-similarity-based image library [38, 63] with image descriptions and meta information, it lacks the most valuable feature of the knowledge graph: “The Logical Connection”.

Generally speaking, international news carries the most complex event logic as well as plentiful multimodal information [70]. To completely exploit the advantages of multimodal knowledge graphs, building a dataset using event logic from international news is a natural approach. However, there is not yet a large multimodal knowledge graph of news events. RESIN [74] is a recently published multimodal knowledge graph containing 24 types of entities, 46 types of relations and 67 types of events. The larger and fresher CLIP-Event [32] is a event rich dataset with 106,875 images and 187 types of events extracted by a text information extraction system [35, 83]. Actually, CLIP-Event is not a knowledge graph and its definition of “event” is not a news event but an action. In summary, one of goals of our work is to build a large, and realistic news-event rich, multimodal knowledge graph dataset from international news.

**Common-sense Reasoning.** Common-sense reasoning means answering queries by logic permutations. The specific task in this work is the link prediction. In the inference phase, feeding  $\langle$ (“America”), Capital $\rangle$  to a reasoning model, the output should be  $\langle$ (“Washington”) $\rangle$ . Various works [3, 52, 58, 65, 67, 85] achieve reasoning by embedding entities and relations in knowledge graph into low-dimensional vector space. For instance, GQE [15] encodes queries through a computation graph with relational projection and conjunction ( $\wedge$ ) as operators. Path-based methods [27, 50, 61, 77] start from anchor entities and determine the answer set by traversing the intermediate entities via relational path. There are also GCN [25] based methods [16, 59] pass message to iterate graph representation for reasoning. Common-sense reasoning is an extremely popular task in the field of knowledge graph. Since our dataset is based on the knowledge graph, the performance validation on common-sense reasoning is indispensable.

## 2.2 Knowledge-based Models

Knowledge-based deep learning models are broadly divided into two aspects: (1) external knowledge introduction [12], (2) internal knowledge mining [22]. The former leverages expert knowledge by introducing external data [4, 28, 42] or pre-trained models [10, 56, 72, 80]. The latter means constructing correlations of training data by similarity [13, 17, 47] or discovering favorable substructures of internal models [6, 31, 32, 73]. However, from the perspective of data organization, existing studies often claim to be knowledge-based only using one piece of them, which is actually incomplete and cannot be analogous to the complex knowledge network held by humans. In this work, we build a unified knowledge protocol based on the multimodal knowledge graph to define

the unified knowledge on multimodal data.

## 2.3 Vision-Language Pre-training

Vision-language pre-training (VLP) can be divided into three categories based on how they encode images [9]: OD-based region features [5, 30, 33, 39, 64, 66], CNN-based grid feature [19, 20, 60] and ViT-based patch features [24, 29, 78]. Pre-training objectives are usually: masked language/image modeling (MLM/MIM) [2, 8, 37], image-text matching (ITM) [9, 19, 33], and image-text contrastive learning (ITC) [29, 34, 49]. In this work, We concentrate on the study of the how to introduce our UKnow into ITC method based on ViT-based patch features.

**Image-Text Contrastive Learning.** The recent CLIP [49] and ALIGN [21] perform pre-training using a crossmodal contrastive loss on millions of image-text pairs, which achieves remarkable performance on various downstream tasks [40, 60, 62]. MDETR [23] trains on multi-modal datasets which have explicit alignment between phrases and objects. GLIP [31] generates grounding boxes in a self-training fashion, and makes the learned representations semantic-rich. We implement these mainstream methods on our dataset, and also design a basic knowledge-based ITC method with UKnow.

## 3 UKnow

We commence by introducing the overall architecture of *UKnow* in Sec. 3.1. Then the detailed exposition of the data collection process for the new dataset is presented in Sec. 3.2. In Sec. 3.3, we lastly provide the guidance to researchers on how to integrate the multimodal knowledge graph and effectively design a UKnow-based model.

### 3.1 Construction Pipeline for UKnow Protocol

As shown in Fig. 2, particularly focusing on visual and linguistic modalities, we categorize data knowledge into five unit types. Then we devise an efficient pipeline to help reorganize existing datasets or create a new one under *UKnow* format. The construction process of *UKnow* can be invoked separately for any multimodal data to standardize the knowledge. As shown in Fig. 4, the whole pipeline is mainly empowered by three parts: *content extraction*, *information symbolization*, and *knowledge construction*.

**Phase-1: Content Extraction.** *Content Extraction* is used to extract useful information from different fields by pre-trained deep learning models. The pre-processing functions are designed as  $\mathbf{P} = \{P_1, P_2, \dots, P_k\}$ . Note that  $\mathbf{P}$  can be replaced / added / disabled freely as needed. We choose pre-trained models with both global descriptions and semantic level granularity:

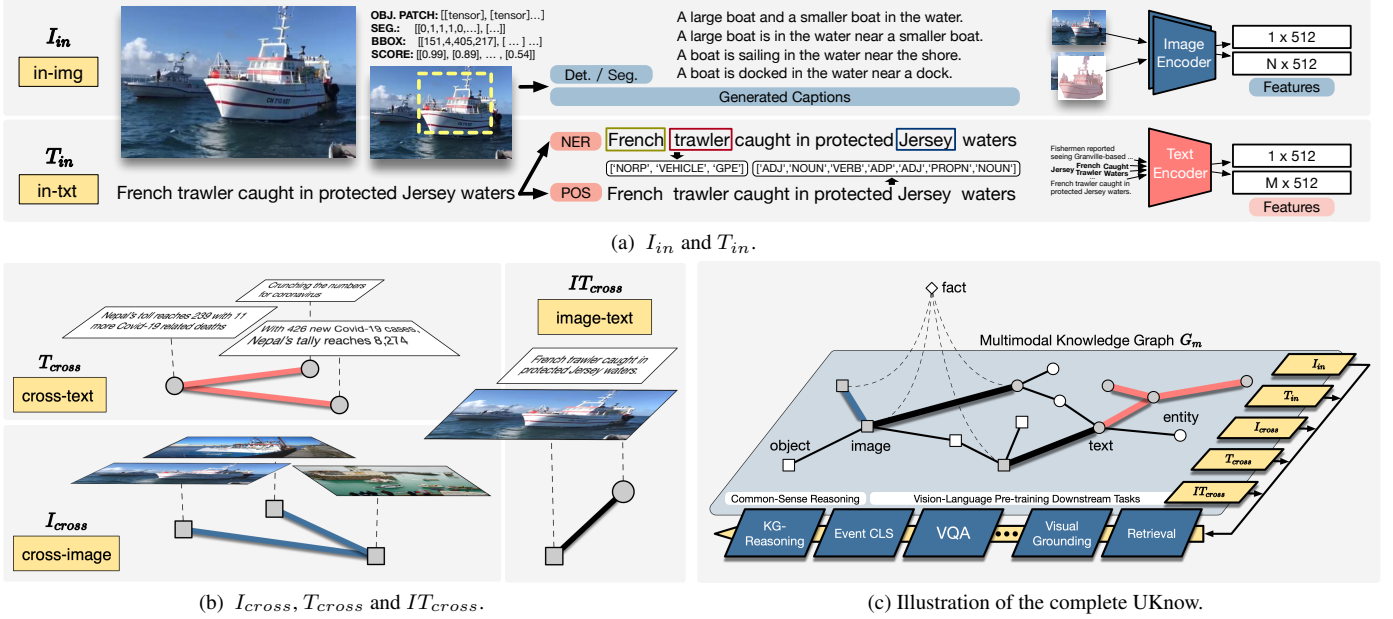


Fig. 2. Detailed data organization under UKnow protocol, which builds the multimodal (image & text) graph  $G_m$  based on the Knowledge-View ( $I_{in}$ ,  $T_{in}$ ,  $I_{cross}$ ,  $T_{cross}$ , and  $IT_{cross}$ ). Each node owns up to 22 attributes shown as  $N_p$  in Fig. 4.

$$\mathbf{P} = \begin{cases} \{P_1, P_2\}, \text{Image Encoder [18, 49]} \\ \{P_3, P_4, P_5\}, \text{Image Caption [7, 40, 44]} \\ \{P_6\}, \text{Image Det./Seg. [75]} \\ \{P_7\}, \text{Text Encoder [49]} \\ \{P_8\}, \text{Text NER/POS [69]} \\ \{P_9\}, \text{Annotation} \end{cases} \quad (1)$$

Then we construct the  $N_p^{ori} = \mathbf{P}(I, T)$  ( $I$  is a RGB-image and  $T$  is a text) which contains a wealth of external knowledge. At this stage, all inputs concurrently go through the entire  $\mathbf{P}$ . It also supports the combined use of pre-trained models such as  $P_6 \rightarrow P_2$  (e.g., extracting the features of each object detected from the image). The final output of *Content Extraction* can be formulated as  $N_p = \text{Merge}(N_p^{ori})$ . *Merge* transforms the original output  $N_p^{ori}$  into a K:V dictionary  $N_p$ . The KEY of  $N_p$  are shown in top right corner of Fig. 4 ( $N_p$  [Phase-1]).  $N_p$  is also used as the attribute of each node in the final output multimodal knowledge graph  $G_m$ .

**Phase-2: Information Symbolization.** Since Images and texts cannot be used directly for graph construction, we design the *Phase-2* to number all original or generated data by a certain rule, then *Phase-3* links these nodes to make a multimodal graph. *Information Symbolization* is used to subscript  $N_p$  to edge index  $N_e$  or node index  $N_n$ : (1) The symbolization for edges  $N_e$  is based on the category or visual

/ semantic similarity. For example, “[111] title\_title\_clip” is a kind of parallelism edge which is constructed by the cosine similarity of clip features of news titles. (2) The symbolization for nodes  $N_n$  is divided into three levels: [fact, image / text, object / entity]. As shown in Fig. 4,  $[L_1.*]$  means fact-level which is an abstraction of a piece of news. The real index used in our multimodal knowledge graph would be  $\{L_1.0, L_1.1, L_1.2, \dots\}$ . Similarly,  $[L_2.*]$  means image / text-level which is the symbolization of images or texts from news,  $[L_3.*]$  is the object in image or entity in text. The index for all nodes is eventually shuffled, that is, the real index would be  $\{L_1.0, L_2.1, L_1.2, L_3.3, L_3.4, \dots\}$ .

**Phase-3: Knowledge Construction.** We categorize data knowledge into five unit types, namely, in-text ( $T_{in}$ ), in-image ( $I_{in}$ ), inter-text ( $T_{cross}$ ), inter-image ( $I_{cross}$ ), and image-text ( $IT_{cross}$ ) which are together called *Knowledge-View* detailed in Fig. 2a and Fig. 2b. In this phase, we aggregate two kinds of internal knowledge ( $I_{in}$ ,  $T_{in}$ ) and three kinds of associative knowledge ( $I_{cross}$ ,  $T_{cross}$ ,  $IT_{cross}$ ) in one graph  $G_m$ , which are usually introduced independently in previous studies.

*Knowledge Construction* takes as input the edge index  $N_e$  and node index  $N_n$  outputted from *Phase-2* and output the multimodal knowledge graph  $G_m$  (Fig. 2c). Since  $N_e$  and  $N_n$  are both isolated, we use four kinds of correlation methods including semantic similarity, visual similarity, annotations, and categories to make connections between  $N_n$  by  $N_e$  shown in Tab. 3.



Tab. 2. Partition of our dataset.

PARTITION	$T_{in}$		$I_{in}$		$T_{cross}$		$I_{cross}$		$IT_{cross}$	
	NODE	EDGE	NODE	EDGE	NODE	EDGE	NODE	EDGE	NODE	EDGE
Training Set	448,691	8,030,531	501,564	979,287	250,858	396,200	69,911	421,628	765,654	382,827
Validation Set	37,488	100,280	12,126	12,212	69,533	57,162	15,532	97,272	9,764	4,882
Testing Set	37,668	100,375	12,182	12,261	69,286	55,464	15,336	99,303	9,622	4,811
<i>Split ratio: 80%-15%-5%</i>										
Pre-training Set	228,339	435,659	343,458	325,755	101,880	314,918	47,017	271,593	278,058	139,029
Fine-tuning Set	75,924	82,350	65,809	61,850	19,185	59,832	8,880	52,772	52,522	26,261
Testing Set	34,422	28,219	22,809	22,278	6,633	21,360	3,074	17,754	18,186	9,093

Tab. 3. Edge ( $N_e$ ) construction and statistics.

$N_e$	Construction Method	View	Num.
000 ~ 079	Detection Category	$I_{in}$	648,871
080 ~ 097	NER Category	$T_{in}$	1,606,936
098 ~ 101	Annotation	-	593,670
102 ~ 104	Annotation	$IT_{cross}$	338,643
106 ~ 109	Annotation	$T_{cross}, I_{cross}$	68,922
105 ~ 105	Cosine Similarity	$I_{in}$	345,564
110 ~ 113	Cosine Similarity	$T_{cross}, I_{cross}$	71,211

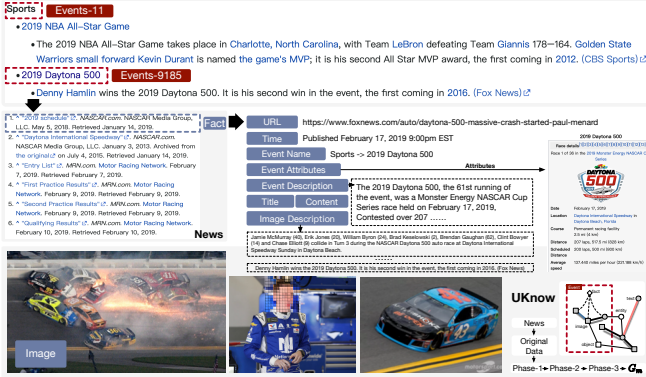


Fig. 3. Event category labeled on web data.

### 3.2 Dataset Collection

Following the proposed protocol and three phases, we collect a new dataset, a large-scale multimodal knowledge graph from public international news. Our dataset consisting of 1,388,568 nodes of which 571,791 are vision relevant (i.e., a news image or a visual object) and 3,673,817 triples. Based on the Wikipedia API [41] and our crawler system, we grab all the data of “Worldwide Current Events” from Wikipedia since 2019 to 2022. Since Wikipedia only records the news URL and the HTML of original news from different news platforms is inconsistent, it is difficult to design a uniform crawler to get the well-structured raw data of news. Thus, we manually read each news and collect the original data. By this way, each news in our dataset is marked with extremely clean **title**, **content**, **time**, **[image]**, **image description**, **event description**, **[hierarchical] event name** (e.g., “Armed conflicts and attacks→War in Donbass”), and **event attribute** (location, date, etc). We propose two category sets of news event called: *Event-11* and *Event-9185*, which is coarse-grained and fine-grained respectively. For example,

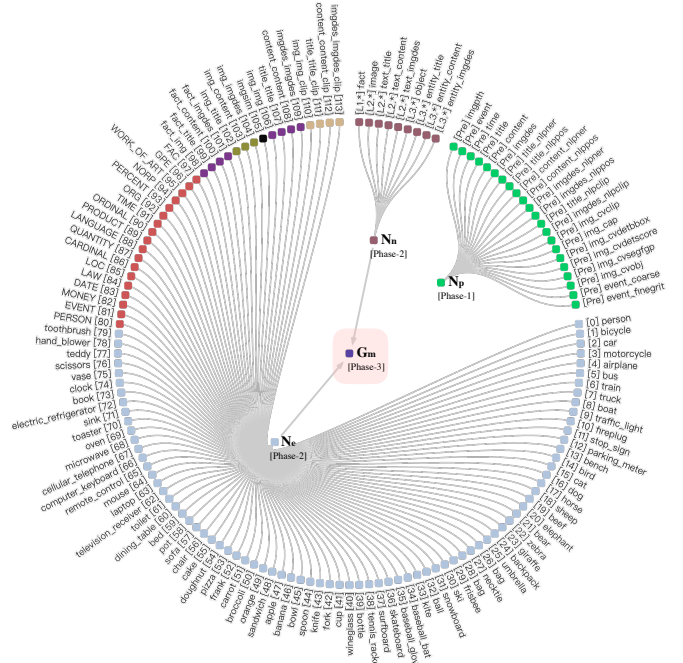


Fig. 4. Pipeline of dataset construction following UKnow protocol. Phase-1: Content Extraction ( $N_p$ ), Phase-2: Information Symbolization ( $N_n$ ,  $N_e$ ), and Phase-3: Knowledge Construction ( $G_m$ ).  $N_n$  hides the real node index for easy understanding, the actual number is much more than  $N_e$ .

“Sports” is a kind of coarse-grained event label in *Event-11* and “2019 Daytona 500” is a fine-grained label in *Event-9185*, detailed in Tab. 8.

Instead of utilizing intricate annotation files (e.g., Fig. 3) as inputs, the proposed conversion pipeline is primarily designed to accommodate common image-text pair annotations expressed in the format of “[image description] \t .xxx.jpg \n”), as the fundamental input. This design allows UKnow to automatically construct a new dataset from an existing image-text pair dataset, such as LAION-5B [57]. However, given the absence of high-level event logic, this type of input does not lend itself to the creation of [ $L_1$ .\*] nodes and event-related edges. The partitioning of our dataset is presented in Tab. 2, with all partitions being randomly sampled.

### 3.3 Usage of UKnow

**UKnow for Common-sense Reasoning.** Since *UKnow* is reasoning compatible, *i.e.*, it naturally supports all KG-reasoning models, we directly implemented the commonly used KG-reasoning models (*e.g.*, TransE [3], Q2B [53]) on *UKnow*. We propose a plug-in module which aggregates node features within a small sub-graph region to achieve a better central node features. We briefly introduce how to implement this module. Suppose  $N(e) \equiv \{e_{neib} | r(e_{neib}, e) \vee r(e, e_{neib}), r \in \mathcal{R}\}$  is the collection of neighbors of each central node  $e$ . The calculation expression of the new representation  $e'$  of  $e$  is as follow:

$$e' = \text{MLP}(\text{Flatten}(\text{ReLU}(\omega_n \star (\tau'(e, N_e') + b_n))), \quad (2)$$

where  $e \in \mathbb{R}^d$  is the node feature before enhancement,  $e'$  is the new feature,  $\star$  denotes a 2D convolution operation,  $\omega_n$  is the filter,  $b_n$  is the bias and the specification of MLP is  $\mathbb{R}^{m_1 \times m_2} \times \mathbb{R}^d$ . The concat function  $\tau'(e, N_e) \in \mathbb{R}^{m_1 \times m_2}$  as  $[e; e_{neib}^1; e_{neib}^2; \dots; e_{neib}^m]$  where  $e_{neib}^i \in N_e'$ .

**UKnow for Vision-Language Pre-training.** Following the recent works [32], our work applies CLIP [49] as the pre-trained backbone benefit from its strong downstream performance. Specifically, the text encoder first tokenize the input text description into the word sequence, and then projects them into word embeddings  $\mathbf{W}_0 = \{\mathbf{w}_0^1, \mathbf{w}_0^2, \dots, \mathbf{w}_0^N\} \in \mathbb{R}^{N \times d^t}$ .  $\mathbf{W}_0$  is input into a  $L$ -layer Transformer with the architecture modifications described in BERT [8]. And the final text embedding  $\mathbf{z}^T$  is obtained by projecting the last token, which corresponds to the [EOS] (the end of sequence) token, from the last layer of the text encoder, *i.e.*,  $\mathbf{z}^T = \text{TextProj}(\mathbf{w}_L^N), \mathbf{z}^T \in \mathbb{R}^d$ . As for the vision encoder, the input image  $I$  is first split into  $M$  non-overlapping patches, and projected into a sequence of patch tokens  $\mathbf{E}_0 \in \mathbb{R}^{M \times d^v}$ . Then,  $\mathbf{E}_0$  is input into a  $L$ -layer Transformer-based architecture along with a learnable [CLS] token  $\mathbf{c}_0$ . The final image embedding  $\mathbf{z}^I$  is obtained by projecting the [CLS] token from the last layer of the vision encoder, *i.e.*,  $\mathbf{z}^I = \text{VisProj}(\mathbf{c}_L^v, \mathbf{E}_L^v), \mathbf{z}^I \in \mathbb{R}^d$ . Since we have *Knowledge-View*, a new dimension  $\mathbf{z}^k$  which is used to represent knowledge is introduced:

$$\mathbf{z}^k = \text{Concat}(I_{in}(\mathbf{z}^I), T_{in}(\mathbf{z}^T), I_{cross}(\mathbf{z}^I), T_{cross}(\mathbf{z}^T)), \quad (3)$$

where  $I_{in}(\cdot)$  and  $T_{in}(\cdot)$  mean get the embedding of the  $[L_3.*]$  nodes ( $\mathbf{N}_n$ ) from  $\mathbf{G}_m$  via  $\mathbf{N}_e$ ,  $I_{cross}(\cdot)$  and  $T_{cross}(\cdot)$  mean get the embedding of  $[L_2.*]$  from  $\mathbf{G}_m$ . Therefore, the similarity score between the image, text and knowledge can be calculated with the cosine similarity as follow:

$$s(T, I, k) = \frac{\mathbf{z}^T \top \mathbf{z}^I}{\|\mathbf{z}^T\| \|\mathbf{z}^I\|} + \frac{\mathbf{z}^k \top \mathbf{z}^I}{\|\mathbf{z}^k\| \|\mathbf{z}^I\|} + \frac{\mathbf{z}^k \top \mathbf{z}^T}{\|\mathbf{z}^k\| \|\mathbf{z}^T\|}. \quad (4)$$

## 4 Experiments

Upgrading AI from understanding objects (*e.g.*, an apple) as in most current vision tasks to understanding complex human activities (*e.g.*, an event), to understanding the logic between entities or objects, and to achieving higher-order intelligence, is always the thing we would like to pioneer. Thus, in this section, we naturally present a series of novel logic-rich downstream tasks.

### 4.1 Common-sense Reasoning

**Datasets.** Since our dataset is a knowledge graph, we benchmark the performance of KG-reasoning models on our dataset by completing KG-triples. The partitioning of the dataset is illustrated in the upper segment of Tab. 2.

**Evaluation.** The specific task of common-sense reasoning in this work is the link prediction. Given a test query  $q$  (*e.g.*,  $\langle \text{“Jony”}, \text{Citizen}, (?) \rangle$ ), we are interested in discovering non-trivial answers (*e.g.*,  $\langle \text{“New York”} \rangle$ ). That is, answer entities where at least one edge needs to be imputed in order to create an answer path to that entity. Each entity in our multimodal knowledge graph is not limited to a text entity but a multimodal node. Following [54], for each non-trivial answer  $t$  of test query  $q$ , we rank it against non-answer entities  $\mathcal{E} \setminus [q]_{\text{test}}$  [3]. Then the rank of each answer is labeled as  $r$ . We use Mean Reciprocal Rank (MRR):  $\frac{1}{r}$  and Hits-at- $N$  ( $\mathbf{H@N}$ ):  $1[r \leq N]$  as quantitative metrics.

**Baselines.** We consider four baselines in our benchmark: TransE [3], Q2B [53] and BETAE [54]. Since the *UKnow* based plug-in module can be attached to any reasoning models, we implement the Q2B\* with our module based on Q2B and BETAE\* based on BETAE. As shown in Tab. 4, BETAE\* achieves on average **21.64%** and **21.23%** MRR on the validation and testing set of our dataset, respectively. For a fair comparison (*e.g.*, TransE), our dataset does not construct complex logic such as FOL [14] to evaluate the performance of multi-hop logical reasoning.

### 4.2 Multimodal Event Classification

We propose a novel task called multimodal event classification, leveraging event annotations (Tab. 8) from both Wiki’s event categories and our own manual tagging. The event annotation helps intelligent machines understand human activities and history, offering the possibility to identify which *type of event* or which *real historical event* a picture or a text is relevant to. As shown in Tab. 5, TCL [79] achieves on **66.80%** and **55.87%** on ACC@1 when using the image-input on the *Event-11* and *Event-9185*, respectively. We simply modify all the baseline methods and add a late-fusion module after the image/text encoder to support multimodal classification. Results show that TCL with multimodal inputs obtains gains of **1.89%** and **5.02%** compared with the singlemodal, which demonstrates that multimodal pre-training is more helpful for downstream multimodal tasks.

Tab. 4. **A new benchmark of the common-sense reasoning task.** We report four metrics of each model on the validation and test sets. All experiments were repeated five times and the variance is shown in the table.

Model	Val-H@1	Val-H@3	Val-H@10	Val-MRR	Test-H@1	Test-H@3	Test-H@10	Test-MRR
TransE [3]	11.75 ± 0.113	29.04 ± 0.112	31.76 ± 0.143	14.77 ± 0.153	11.26 ± 0.114	21.68 ± 0.115	31.57 ± 0.127	14.66 ± 0.123
Q2B [53]	14.99 ± 0.118	25.78 ± 0.135	36.76 ± 0.169	18.80 ± 0.166	14.48 ± 0.119	25.17 ± 0.135	36.32 ± 0.163	18.46 ± 0.134
Q2B*	16.84 ± 0.115	29.00 ± 0.166	38.85 ± 0.169	19.66 ± 0.158	16.35 ± 0.122	28.67 ± 0.174	38.45 ± 0.184	19.27 ± 0.146
BETAЕ [54]	18.04 ± 0.129	33.02 ± 0.161	41.97 ± 0.179	21.16 ± 0.167	17.65 ± 0.129	32.75 ± 0.160	41.67 ± 0.177	20.75 ± 0.140
BETAЕ*	19.02 ± 0.125	33.97 ± 0.173	43.17 ± 0.199	21.64 ± 0.173	18.22 ± 0.135	33.52 ± 0.187	42.68 ± 0.198	21.23 ± 0.154

Tab. 5. **A new benchmark of the novel event classification task.** All models are fine-tuned in the training set.

Model	IMG	TXT	Event-11		Event-9185	
			ACC@1	ACC@5	ACC@1	ACC@5
CLIP [49]	✓		65.77	76.82	54.62	63.19
DeCLIP [34]	✓		66.43	78.32	54.86	63.82
ALBEF [29]	✓		66.29	77.84	55.03	63.47
TCL [79]	✓		66.80	78.91	55.87	64.33
CLIP		✓	64.32	75.92	57.48	65.78
DeCLIP		✓	65.89	77.51	59.76	67.81
ALBEF		✓	65.31	76.97	58.43	66.32
TCL		✓	66.03	78.14	59.94	68.23
CLIP	✓	✓	66.08	72.88	57.42	65.65
DeCLIP	✓	✓	67.16	72.96	58.64	66.49
ALBEF	✓	✓	68.03	74.26	60.04	68.13
TCL	✓	✓	68.69	75.02	60.89	69.17

### 4.3 Single- & Cross-Modal Retrieval

We design four kinds of single- & cross-modal retrieval tasks: image-to-image, text-to-text, image-to-text, and text-to-image. The construction of GT is based on the event annotations in  $G_m$  (Fig. 3). We treat images or texts belonging to the same news event as a similar semantic cluster, and the goal of retrieval is to recall the nearest neighbors within this cluster. The features used for retrieval are derived from the output of the previous layer of the classifier. As shown in Tab. 6, TCL [79] achieves on **33.24%**, **43.37%** and **45.22%** R@1, R@5, R@10 on the zero-shot setting of image retrieval. The results are **58.89%**, **68.47%** and **73.91%** when fine-tuning the pre-trained parameters, which means the pre-training→fine-tuning strategy is extremely beneficial for downstream retrieval. For more details about hyperparameters, please refer to *Supplementary Material*.

### 4.4 Visual Task Adaptation

Visual Task Adaptation Benchmark (VTAB) [82] is a diverse, realistic, and challenging vision representation benchmark, containing 19 tasks and covering a broad spectrum of domains and semantics. These tasks are grouped into three sets: NATURAL, SPECIALIZED, and STRUCTURED which utilize natural world, professional technology and artificial environment images respectively. We benchmark models on VTAB with ACC@1. We fine-tune models for 10 epoch in each task and compute the inner product between outputs of images and label texts with prompts [49] through pre-trained image encoders and text encoders as the similarity score. As shown in Tab. 7, our approach obtains gains of

Tab. 6. **A new benchmark of the retrieval task.** Zero-shot means freezing the pre-trained parameters then transfer to the test set for inference. Fine-tune means tuning the pre-trained parameters in the training set before inference.

Model	Retrieval	Zero-Shot			Fine-Tune		
		R@1	R@5	R@10	R@1	R@5	R@10
CLIP [49]	IMAGE	32.41	41.96	43.92	55.97	67.44	71.28
DeCLIP [34]	IMAGE	32.75	42.36	44.38	56.96	66.59	70.95
ALBEF [29]	IMAGE	32.88	42.76	44.79	58.56	67.83	72.24
TCL [79]	IMAGE	33.24	43.37	45.22	58.89	68.47	73.91
CLIP	TEXT	33.02	42.56	46.03	56.50	65.12	70.20
DeCLIP	TEXT	34.00	43.97	47.11	55.87	65.20	70.35
ALBEF	TEXT	33.87	43.86	46.82	56.77	65.91	71.15
TCL	TEXT	34.67	44.25	47.67	56.60	65.50	70.54
CLIP	IMG-to-TXT	32.73	42.64	44.72	56.32	66.93	70.61
DeCLIP	IMG-to-TXT	32.96	42.84	45.17	57.21	66.80	71.26
ALBEF	IMG-to-TXT	33.20	42.97	45.32	58.43	67.59	71.95
TCL	IMG-to-TXT	33.37	43.25	46.04	58.70	67.88	72.33
CLIP	TXT-to-IMG	31.78	41.04	42.51	55.74	64.38	69.56
DeCLIP	TXT-to-IMG	32.13	41.55	42.99	55.84	65.12	70.32
ALBEF	TXT-to-IMG	31.95	41.32	42.85	57.21	66.04	71.50
TCL	TXT-to-IMG	32.56	42.04	43.74	57.17	65.92	71.47

avg. **1.14%** compared with the origin CLIP when fairly using the same *UKnow*'s data for the upstream pre-training. The backbone of CLIP is ViT-B/32. The cost of pre-train is 26h / 30epoch. The key hyperparameters are *bs: 512, lr: 0.001, warmup: 1e4, eps: 1e-8, beta1: 0.9, beta2: 0.999, dim: 512, AdamW*. For more details, please refer to *Supplementary Material*. It is essential to highlight that the image-text PAIR constitutes only one type of data in our protocol. By leveraging the capabilities of *UKnow*, our pre-trained CLIP model can effectively comprehend the inherent knowledge ingrained within the data, resulting in superior performance than the original CLIP model (as observed in Tab. 7, Row2, utilizing image-text PAIR only).

### 4.5 Dataset Statistics

As depicted in Fig. 5, we present the histogram of all indices in *UKnow*. Considering the fact that our dataset is a multimodal knowledge graph, *i.e.*, each node corresponds to a multimodal data, and each edge serves the purpose of connecting either single or cross-modal nodes. The top-2 number of nodes are “[ $L_3.*$ ] objects” (501,880) and “[ $L_3.*$ ] entity\_content” (386,561) which belong to  $I_{in}$  and  $T_{in}$  respectively. The former represents visual objects extracted from images, and the latter means text entities extracted from news contents. The maximum number of edges is “[105] imgsims”

Tab. 7. **The comparison of w/ and w/o UKnow pre-training.** Zero means the model is initialized with all-zero parameters w/o pre-training. CLIP\* means pre-training with origin CLIP contrast loss on our dataset. Ours means UKnow pre-training.

	CIFAR100	Caltech101	DTD	Flowers102	Pets	SVHN	Sun397	Camelyon	EuroSAT	Resisc45	Retinopathy	ClevrCount	ClevrDist	DMLab	KITTIIDist	dSprLoc	dSprOri	sNORBAzim	NORBElev	VTAB (avg.)
Zero	58.39	53.54	49.26	52.51	58.93	64.24	48.96	52.44	63.95	60.03	58.62	62.78	62.59	44.27	45.87	75.89	74.48	67.54	60.89	58.69
CLIP*	75.25	71.74	58.39	77.54	74.40	79.42	61.72	70.42	81.56	76.43	67.85	81.25	80.48	60.03	63.98	84.33	82.66	83.68	76.57	74.09
Ours	76.79	72.73	60.44	78.48	76.33	80.56	62.37	72.23	83.27	77.26	65.91	82.46	81.34	63.37	65.74	85.61	82.79	85.12	76.64	<b>75.23</b>

Tab. 8. **Details of the event category.**

Event Name ( <i>Event-11</i> )	Visual	Textual	All	Event Name (10 examples of <i>Event-9185</i> )	Visual	Textual	All
Armed conflicts and attacks	87,346	90,157	177,503	Saudi Arabian-led intervention in Yemen	555	258	813
Arts and culture	11,059	14,896	25,955	A boat carrying Indonesian migrants capsizes off the southern coast of Malaysia	46	19	65
Business and economy	12,598	25,565	38,163	Travel restrictions related to the COVID-19 pandemic	753	796	1,549
Disasters and accidents	28,062	47,459	75,521	GameStop short squeeze	45	175	220
Health and environment	230,926	258,349	489,275	Opposition to Brexit in the United Kingdom	383	93	476
International relations	37,349	56,444	93,793	Gretchen Whitmer kidnapping plot	167	308	475
Sports	15,647	31,194	46,841	Legality of euthanasia	185	455	640
Law and crime	69,573	86,514	156,087	Ukraine International Airlines Flight 752 (Air Crash)	314	179	493
Politics and elections	74,477	72,714	147,191	Manhattan blackout	269	90	359
Science and technology	4,062	15,556	19,618	2019 Lagos school collapse	524	119	643
Others	236	184	420	...	...	...	...

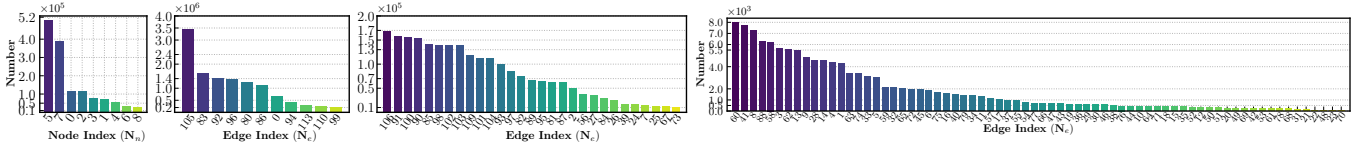


Fig. 5. **Histogram of the number of indexes in our dataset.** The x-axis in the upper left corner (Node Index) corresponds to the order of the  $I_n$  in Fig. 4.

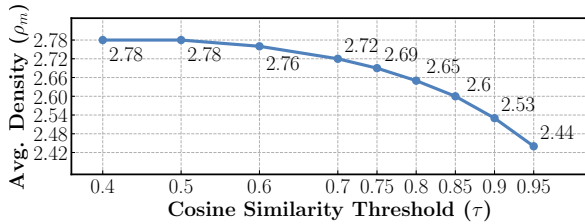


Fig. 6. **The variation in different similarity thresholds.**

(3,447,990) which is a kind of associative knowledge from  $I_{cross}$ .

Fig. 6 shows the variation in different thresholds.  $\tau$  indicates the threshold of cosine similarity which controls whether edges are built between nodes. It can be adjusted according to needs (e.g., storage, computational complexity, fineness). The default setting of  $\tau$  is 0.8.  $\rho_m$  indicates the average edge number of connections per node in the entire graph, which demonstrates the density of a graph. As shown in Tab. 9, the whole graph is sparse with *ENTITY* as the main nodes of the background, and the subject element of the dense region is *CONTENT*.  $\rho$  means the number of edges, i.e., there are 615k nodes with 0-edge or 1-edge, 463k nodes with 2-edges or 3-edges, and so on. The Mean Density ( $\rho_m$ ) in Fig. 6 is calculated as a weighted average of  $\rho$  and the number of nodes.

Tab. 8 shows all the categories in *Event-11*, and 10 examples in *Event-9185*. “Visual” means the number of nodes

Tab. 9. **The graph density and mainstream node types.**

$\tau$	Density ( $\rho$ )	0,1	2,3	4,5	6,7	8,9	10,11	12,13	14,15	16,17	$\geq 18$
0.8	<b>NodeNum</b>	615k	463k	132k	71k	55k	32k	14k	4k	703	78
	<b>MainType</b>	Entity Object		Title Image		Content					

belonging to images or objects. “All” means the number of all nodes marked with this event category. Generally speaking, *Event-9185* is specific to an exact human activity and can be used to learn the semantic relevance of news contents, while *Event-11* is more like a categorization of news events, which is benefit for archiving news materials through a trained multimodal event classification model.

## 5 Conclusion

In this paper, we present a unified knowledge protocol called *UKnow* to establish the standard of knowledge from the perspective of data. Following this protocol, we collect a novel and the largest multimodal knowledge graph dataset from public international news with rich news event annotations, which can help intelligent machines understand human activities and history. The specific tasks addressed in this paper are the common-sense reasoning and vision-language pre-training. The former is a typical task in the knowledge graph field, and the latter brings knowledge to various downstream tasks. We also present a series of novel logic-rich downstream tasks to showcase the advantages of *UKnow*. In future work, we will continuously expand the data of different scales based on the *UKnow* protocol.



## References

- [1] Houda Alberts, Teresa Huang, Yash Deshpande, Yibo Liu, Kyunghyun Cho, Clara Vania, and Iacer Calixto. VisualSem: A high-quality knowledge graph for vision and language. *arXiv preprint arXiv:2008.09150*, 2020.
- [2] Hangbo Bao, Li Dong, and Furu Wei. BEiT: BERT pre-training of image transformers. In *Proceedings of the International Conference on Learning Representations*, 2022.
- [3] Antoine Bordes, Nicolas Usunier, Alberto Garcia-Duran, Jason Weston, and Oksana Yakhnenko. Translating embeddings for modeling multi-relational data. In *Proceedings of the Advances in Neural Information Processing Systems*, pages 2787–2795, 2013.
- [4] Sanyuan Chen, Yutai Hou, Yiming Cui, Wanxiang Che, Ting Liu, and Xiangzhan Yu. Recall and learn: Fine-tuning deep pre-trained language models with less forgetting. In *Proceedings of the Conference on Empirical Methods in Natural Language Processing*, pages 7870–7881, 2020.
- [5] Yen-Chun Chen, Linjie Li, Licheng Yu, Ahmed El Kholy, Faisal Ahmed, Zhe Gan, Yu Cheng, and Jingjing Liu. UNITER: Universal image-text representation learning. In *Proceedings of the European Conference on Computer Vision*, pages 104–120. Springer, 2020.
- [6] Zewen Chi, Li Dong, Bo Zheng, Shaohan Huang, Xian-Ling Mao, Heyan Huang, and Furu Wei. Improving pretrained cross-lingual language models via self-labeled word alignment. In *Proceedings of the Annual Meeting of the Association for Computational Linguistics*, pages 3418–3430, 2021.
- [7] Jaemin Cho, Seunghyun Yoon, Ajinkya Kale, Franck Dernoncourt, Trung Bui, and Mohit Bansal. Fine-grained image captioning with CLIP reward. In *Findings of the Association for Computational Linguistics*, pages 517–527, 2022.
- [8] Jacob Devlin, Ming-Wei Chang, Kenton Lee, and Kristina Toutanova. BERT: Pre-training of deep bidirectional transformers for language understanding. In *Proceedings of the Annual Conference of the North American Chapter of the Association for Computational Linguistics*, pages 4171–4186, 2019.
- [9] Zi-Yi Dou, Yichong Xu, Zhe Gan, Jianfeng Wang, Shuohang Wang, Lijuan Wang, Chenguang Zhu, Pengchuan Zhang, Lu Yuan, Nanyun Peng, Zicheng Liu, and Michael Zeng. An empirical study of training end-to-end vision-and-language transformers. In *Proceedings of the IEEE/CVF Conference on Computer Vision and Pattern Recognition*, pages 18166–18176, 2022.
- [10] Sepideh Esmailpour, Bing Liu, Eric Robertson, and Lei Shu. Zero-shot out-of-distribution detection based on the pretrained model CLIP. In *Proceedings of the AAAI Conference on Artificial Intelligence*, pages 6568–6576, 2022.
- [11] Sebastián Ferrada, Benjamin Bustos, and Aidan Hogan. IMGPedia: Enriching the web of data with image content analysis. In *Proceedings of the Alberto Mendelzon International Workshop on Foundations of Data Management*, 2016.
- [12] Yuxia Geng, Jiaoyan Chen, Xiang Zhuang, Zhuo Chen, Jeff Z Pan, Juan Li, Zonggang Yuan, and Huajun Chen. Benchmarking knowledge-driven zero-shot learning. *Journal of Web Semantics*, page 100757, 2023.
- [13] Tianyu Guo, Hong Liu, Zhan Chen, Mengyuan Liu, Tao Wang, and Runwei Ding. Contrastive learning from extremely augmented skeleton sequences for self-supervised action recognition. In *Proceedings of the AAAI Conference on Artificial Intelligence*, pages 762–770, 2022.
- [14] Kelvin Guu, John Miller, and Percy Liang. Traversing knowledge graphs in vector space. In *Proceedings of the Conference on Empirical Methods in Natural Language Processing*, pages 318–327, 2015.
- [15] Will Hamilton, Payal Bajaj, Marinka Zitnik, Dan Jurafsky, and Jure Leskovec. Embedding logical queries on knowledge graphs. In *Proceedings of the Advances in Neural Information Processing Systems*, pages 2030–2041, 2018.
- [16] Will Hamilton, Zhitao Ying, and Jure Leskovec. Inductive representation learning on large graphs. In *Proceedings of the Advances in Neural Information Processing Systems*, pages 1024–1034, 2017.
- [17] Tengda Han, Weidi Xie, and Andrew Zisserman. Self-supervised co-training for video representation learning. In *Proceedings of the Advances in Neural Information Processing Systems*, pages 5679–5690, 2020.
- [18] Xiangteng He, Yulin Pan, Mingqian Tang, Yiliang Lv, and Yuxin Peng. Learn from unlabeled videos for near-duplicate video retrieval. In *Proceedings of the International ACM SIGIR Conference on Research and Development in Information Retrieval*, pages 1002–1011, 2022.
- [19] Zhicheng Huang, Zhaoyang Zeng, Yupan Huang, Bei Liu, Dongmei Fu, and Jianlong Fu. Seeing out of the box: End-to-end pre-training for vision-language representation learning. In *Proceedings of the IEEE/CVF Conference on Computer Vision and Pattern Recognition*, pages 12976–12985, 2021.
- [20] Zhicheng Huang, Zhaoyang Zeng, Bei Liu, Dongmei Fu, and Jianlong Fu. Pixel-BERT: Aligning image pixels with text by deep multi-modal transformers. *arXiv preprint arXiv:2004.00849*, 2020.
- [21] Chao Jia, Yinfei Yang, Ye Xia, Yi-Ting Chen, Zarana Parekh, Hieu Pham, Quoc V. Le, Yun-Hsuan Sung, Zhen Li, and Tom Duerig. Scaling up visual and vision-language representation learning with noisy text supervision. In *Proceedings of the International Conference on Machine Learning*, pages 4904–4916, 2021.
- [22] Longlong Jing and Yingli Tian. Self-supervised visual feature learning with deep neural networks: A survey. *IEEE Transactions on Pattern Analysis and Machine Intelligence*, pages 4037–4058, 2020.
- [23] Aishwarya Kamath, Mannat Singh, Yann LeCun, Gabriel Synnaeve, Ishan Misra, and Nicolas Carion. MDETR-modulated detection for end-to-end multi-modal understanding. In *Proceedings of the IEEE/CVF Conference on Computer Vision and Pattern Recognition*, pages 1780–1790, 2021.
- [24] Wonjae Kim, Bokyoung Son, and Ildoo Kim. ViLT: Vision-and-language transformer without convolution or region supervision. In *Proceedings of the International Conference on Machine Learning*, pages 5583–5594, 2021.
- [25] Thomas N. Kipf and Max Welling. Semi-supervised classification with graph convolutional networks. In *Proceedings of the International Conference on Learning Representations*, 2017.

- [26] Ranjay Krishna, Yuke Zhu, Oliver Groth, Justin Johnson, Kenji Hata, Joshua Kravitz, Stephanie Chen, Yannis Kalantidis, Li-Jia Li, David A. Shamma, Michael S. Bernstein, and Li Fei-Fei. Visual Genome: Connecting language and vision using crowdsourced dense image annotations. *International Journal of Computer Vision*, pages 32–73, 2017.
- [27] Ni Lao, Tom Mitchell, and William Cohen. Random walk inference and learning in a large scale knowledge base. In *Proceedings of the Conference on Empirical Methods in Natural Language Processing*, pages 529–539, 2011.
- [28] Anne Lauscher, Olga Majewska, Leonardo FR Ribeiro, Iryna Gurevych, Nikolai Rozanov, and Goran Glavaš. Common sense or world knowledge? investigating adapter-based knowledge injection into pretrained transformers. *arXiv preprint arXiv:2005.11787*, 2020.
- [29] Junnan Li, Ramprasaath R. Selvaraju, Akhilesh Gotmare, Shafiq R. Joty, Caiming Xiong, and Steven Chu-Hong Hoi. Align before fuse: Vision and language representation learning with momentum distillation. In *Proceedings of the Advances in Neural Information Processing Systems*, pages 9694–9705, 2021.
- [30] Liunian Harold Li, Mark Yatskar, Da Yin, Cho-Jui Hsieh, and Kai-Wei Chang. VisualBERT: A simple and performant baseline for vision and language. *arXiv preprint arXiv:1908.03557*, 2019.
- [31] Liunian Harold Li, Pengchuan Zhang, Haotian Zhang, Jianwei Yang, Chunyuan Li, Yiwu Zhong, Lijuan Wang, Lu Yuan, Lei Zhang, Jenq-Neng Hwang, Kai-Wei Chang, and Jianfeng Gao. Grounded language-image pre-training. In *Proceedings of the IEEE/CVF Conference on Computer Vision and Pattern Recognition*, pages 10955–10965, 2022.
- [32] Manling Li, Ruochen Xu, Shuhang Wang, Luwei Zhou, Xudong Lin, Chenguang Zhu, Michael Zeng, Heng Ji, and Shih-Fu Chang. CLIP-Event: Connecting text and images with event structures. In *Proceedings of the IEEE/CVF Conference on Computer Vision and Pattern Recognition*, pages 16420–16429, 2022.
- [33] Xiujun Li, Xi Yin, Chunyuan Li, Pengchuan Zhang, Xiaowei Hu, Lei Zhang, Lijuan Wang, Houdong Hu, Li Dong, Furu Wei, Yejin Choi, and Jianfeng Gao. Oscar: Object-semantics aligned pre-training for vision-language tasks. In *Proceedings of the European Conference on Computer Vision*, pages 121–137, 2020.
- [34] Yangguang Li, Feng Liang, Lichen Zhao, Yufeng Cui, Wanli Ouyang, Jing Shao, Fengwei Yu, and Junjie Yan. Supervision exists everywhere: A data efficient contrastive language-image pre-training paradigm. In *Proceedings of the International Conference on Learning Representations*, 2022.
- [35] Ying Lin, Heng Ji, Fei Huang, and Lingfei Wu. A joint neural model for information extraction with global features. In *Proceedings of the Annual Meeting of the Association for Computational Linguistics*, pages 7999–8009, 2020.
- [36] Ye Liu, Hui Li, Alberto García-Durán, Mathias Niepert, Daniel Oñoro-Rubio, and David S. Rosenblum. MMKG: Multi-modal knowledge graphs. In *Proceedings of the European Semantic Web Conference*, pages 459–474, 2019.
- [37] Yinhan Liu, Myle Ott, Naman Goyal, Jingfei Du, Mandar Joshi, Danqi Chen, Omer Levy, Mike Lewis, Luke Zettlemoyer, and Veselin Stoyanov. RoBERTa: A robustly optimized BERT pretraining approach. *arXiv preprint arXiv:1907.11692*, 2019.
- [38] Ziwei Liu, Ping Luo, Shi Qiu, Xiaogang Wang, and Xiaoou Tang. DeepFashion: Powering robust clothes recognition and retrieval with rich annotations. In *Proceedings of the IEEE/CVF Conference on Computer Vision and Pattern Recognition*, pages 1096–1104, 2016.
- [39] Jiasen Lu, Dhruv Batra, Devi Parikh, and Stefan Lee. ViLBERT: Pretraining task-agnostic visiolinguistic representations for vision-and-language tasks. *Proceedings of the Advances in Neural Information Processing Systems*, pages 13–23, 2019.
- [40] Ruotian Luo, Brian Price, Scott Cohen, and Gregory Shakhnarovich. Discriminability objective for training descriptive captions. In *Proceedings of the IEEE/CVF Conference on Computer Vision and Pattern Recognition*, pages 6964–6974, 2018.
- [41] Martin Majlis. Wikipedia-API. <https://pypi.org/project/Wikipedia-API/>, 2022.
- [42] Kenneth Marino, Xinlei Chen, Devi Parikh, Abhinav Gupta, and Marcus Rohrbach. KRISP: Integrating implicit and symbolic knowledge for open-domain knowledge-based VQA. In *Proceedings of the IEEE/CVF Conference on Computer Vision and Pattern Recognition*, pages 14111–14121, 2021.
- [43] Kenneth Marino, Mohammad Rastegari, Ali Farhadi, and Roozbeh Mottaghi. OK-VQA: A visual question answering benchmark requiring external knowledge. In *Proceedings of the IEEE/CVF Conference on Computer Vision and Pattern Recognition*, pages 3195–3204, 2019.
- [44] Ron Mokady, Amir Hertz, and Amit H Bermano. Clip-Cap: CLIP prefix for image captioning. *arXiv preprint arXiv:2111.09734*, 2021.
- [45] Hatem Mousselly-Sergieh, Teresa Botschen, Iryna Gurevych, and Stefan Roth. A multimodal translation-based approach for knowledge graph representation learning. In *Proceedings of the Seventh Joint Conference on Lexical and Computational Semantics*, pages 225–234, 2018.
- [46] Daniel Oñoro-Rubio, Mathias Niepert, Alberto García-Durán, Roberto González, and Roberto J López-Sastre. Answering visual-relational queries in web-extracted knowledge graphs. In *Proceedings of the Automated Knowledge Base Construction*, 2019.
- [47] Xingjia Pan, Fan Tang, Weiming Dong, Yang Gu, Zhichao Song, Yiping Meng, Pengfei Xu, Oliver Deussen, and Changsheng Xu. Self-supervised feature augmentation for large image object detection. *IEEE Transactions on Image Processing*, pages 6745–6758, 2020.
- [48] Heiko Paulheim. Knowledge graph refinement: A survey of approaches and evaluation methods. *Semantic Web*, pages 489–508, 2017.
- [49] Alec Radford, Jong Wook Kim, Chris Hallacy, Aditya Ramesh, Gabriel Goh, Sandhini Agarwal, Girish Sastry, Amanda Askell, Pamela Mishkin, Jack Clark, Gretchen Krueger, and Ilya Sutskever. Learning transferable visual models from natural language supervision. In *Proceedings of the International Conference on Machine Learning*, pages 8748–8763, 2021.
- [50] Brandon Reagen, Paul Whatmough, Robert Adolf, Saketh Rama, Hyunkwang Lee, Sae Kyu Lee, José Miguel Hernández-Lobato, Gu-Yeon Wei, and David Brooks. Minerva: Enabling

- low-power, highly-accurate deep neural network accelerators. In *Proceedings of the ACM/IEEE Annual International Symposium on Computer Architecture*, pages 267–278, 2016.
- [51] Thomas Rebele, Fabian Suchanek, Johannes Hoffart, Joanna Biega, Erdal Kuzey, and Gerhard Weikum. YAGO: A multilingual knowledge base from Wikipedia, WordNet, and GeoNames. In *Proceedings of the International Semantic Web Conference*, pages 177–185, 2016.
- [52] Feiliang Ren, Juchen Li, Huihui Zhang, Shilei Liu, Bochao Li, Ruicheng Ming, and Yujia Bai. Knowledge graph embedding with atrous convolution and residual learning. In *Proceedings of the International Conference on Computational Linguistics*, pages 1532–1543, 2020.
- [53] Hongyu Ren, Weihua Hu, and Jure Leskovec. Query2box: Reasoning over knowledge graphs in vector space using box embeddings. In *Proceedings of the International Conference on Learning Representations*, 2020.
- [54] Hongyu Ren and Jure Leskovec. Beta embeddings for multi-hop logical reasoning in knowledge graphs. *Proceedings of the Advances in Neural Information Processing Systems*, pages 19716–19726, 2020.
- [55] Andrea Rossi, Denilson Barbosa, Donatella Firmani, Antonio Martinata, and Paolo Merialdo. Knowledge graph embedding for link prediction: A comparative analysis. *ACM Transactions on Knowledge Discovery from Data*, pages 1–49, 2021.
- [56] Dan Ruta, Andrew Gilbert, Pranav Aggarwal, Naveen Marri, Ajinkya Kale, Jo Briggs, Chris Speed, Hailin Jin, Baldo Faieta, Alex Filipkowski, Zhe Lin, and John P. Collomosse. StyleBabel: Artistic style tagging and captioning. In *Proceedings of the European Conference on Computer Vision*, pages 219–236, 2022.
- [57] Christoph Schuhmann, Romain Beaumont, Richard Vencu, Cade Gordon, Ross Wightman, Mehdi Cherti, Theo Coombes, Aarush Katta, Clayton Mullis, Mitchell Wortsman, Patrick Schramowski, Srivatsa Kundurthy, Katherine Crowson, Ludwig Schmidt, Robert Kaczmarczyk, and Jenia Jitsev. LAION-5B: An open large-scale dataset for training next generation image-text models. *arXiv preprint arXiv:2210.08402*, 2022.
- [58] Chao Shang, Yun Tang, Jing Huang, Jinbo Bi, Xiaodong He, and Bowen Zhou. End-to-end structure-aware convolutional networks for knowledge base completion. In *Proceedings of the AAAI Conference on Artificial Intelligence*, pages 3060–3067, 2019.
- [59] Chao Shang, Yun Tang, Jing Huang, Jinbo Bi, Xiaodong He, and Bowen Zhou. End-to-end structure-aware convolutional networks for knowledge base completion. In *Proceedings of the AAAI Conference on Artificial Intelligence*, pages 3060–3067, 2019.
- [60] Sheng Shen, Liunian Harold Li, Hao Tan, Mohit Bansal, Anna Rohrbach, Kai-Wei Chang, Zhewei Yao, and Kurt Keutzer. How much can CLIP benefit vision-and-language tasks? *arXiv preprint arXiv:2107.06383*, 2021.
- [61] Ying Shen, Ning Ding, Hai-Tao Zheng, Yaliang Li, and Min Yang. Modeling relation paths for knowledge graph completion. *IEEE Transactions on Knowledge and Data Engineering*, pages 3607–3617, 2020.
- [62] Haoyu Song, Li Dong, Wei-Nan Zhang, Ting Liu, and Furu Wei. CLIP models are few-shot learners: Empirical studies on VQA and visual entailment. In *Proceedings of the Annual Meeting of the Association for Computational Linguistics*, pages 6088–6100, 2022.
- [63] Wenzheng Song, Masanori Suganuma, Xing Liu, Noriyuki Shimobayashi, Daisuke Maruta, and Takayuki Okatani. Matching in the dark: a dataset for matching image pairs of low-light scenes. In *Proceedings of the IEEE/CVF Conference on Computer Vision and Pattern Recognition*, pages 6029–6038, 2021.
- [64] Weijie Su, Xizhou Zhu, Yue Cao, Bin Li, Lewei Lu, Furu Wei, and Jifeng Dai. VL-BERT: Pre-training of generic visual-linguistic representations. In *Proceedings of the International Conference on Learning Representations*, 2019.
- [65] Zhiqing Sun, Zhi-Hong Deng, Jian-Yun Nie, and Jian Tang. RotatE: Knowledge graph embedding by relational rotation in complex space. In *Proceedings of the International Conference on Learning Representations*, 2019.
- [66] Hao Tan and Mohit Bansal. LXMERT: Learning cross-modality encoder representations from transformers. In *Proceedings of the Conference on Empirical Methods in Natural Language Processing*, pages 5099–5110, 2019.
- [67] Théo Trouillon, Johannes Welbl, Sebastian Riedel, Éric Gaussier, and Guillaume Bouchard. Complex embeddings for simple link prediction. In *International conference on machine learning*, pages 2071–2080, 2016.
- [68] Meng Wang, Haofen Wang, Guilin Qi, and Qiushuo Zheng. Richpedia: A large-scale, comprehensive multi-modal knowledge graph. *Big Data Research*, page 100159, 2020.
- [69] Wenhui Wang, Furu Wei, Li Dong, Hangbo Bao, Nan Yang, and Ming Zhou. MiniLM: Deep self-attention distillation for task-agnostic compression of pre-trained transformers. In *Proceedings of the Advances in Neural Information Processing Systems*, pages 5776–5788, 2020.
- [70] Yaqing Wang, Fenglong Ma, Zhiwei Jin, Ye Yuan, Guangxu Xun, Kishlay Jha, Lu Su, and Jing Gao. EANN: Event adversarial neural networks for multi-modal fake news detection. In *Proceedings of the ACM SIGKDD Conference on Knowledge Discovery and Data Mining*, pages 849–857, 2018.
- [71] Zikang Wang, Linjing Li, Qiudan Li, and Daniel Zeng. Multimodal data enhanced representation learning for knowledge graphs. In *Proceedings of the International Joint Conference on Neural Networks*, pages 1–8, 2019.
- [72] Zhaoping Wang, Yu Lu, Qiang Li, Xunqiang Tao, Yandong Guo, Mingming Gong, and Tongliang Liu. CRIS: CLIP-driven referring image segmentation. In *Proceedings of the IEEE/CVF Conference on Computer Vision and Pattern Recognition*, pages 11686–11695, 2022.
- [73] Fangyun Wei, Yue Gao, Zhirong Wu, Han Hu, and Stephen Lin. Aligning pretraining for detection via object-level contrastive learning. *Proceedings of the Advances in Neural Information Processing Systems*, pages 22682–22694, 2021.
- [74] Haoyang Wen, Ying Lin, Tuan Lai, Xiaoman Pan, Sha Li, Xudong Lin, Ben Zhou, Manling Li, Haoyu Wang, Hongming Zhang, Xiaodong Yu, Alexander Dong, Zhenhailong Wang, Yi Fung, Piyush Mishra, Qing Lyu, Dídac Surís, Brian Chen, Susan Windisch Brown, Martha Palmer, Chris Callison-Burch, Carl Vondrick, Jiawei Han, Dan Roth, Shih-Fu Chang, and

- Heng Ji. RESIN: A dockerized schema-guided cross-document cross-lingual cross-media information extraction and event tracking system. In *Proceedings of the 2021 Conference of the North American Chapter of the Association for Computational Linguistics: Human Language Technologies: Demonstrations*, pages 133–143, 2021.
- [75] Yuxin Wu, Alexander Kirillov, Francisco Massa, Wan-Yen Lo, and Ross Girshick. Detectron2. <https://github.com/facebookresearch/detectron2>, 2019.
- [76] Ruobing Xie, Zhiyuan Liu, Huanbo Luan, and Maosong Sun. Image-embodied knowledge representation learning. In *Proceedings of the International Joint Conference on Artificial Intelligence*, pages 3140–3146, 2017.
- [77] Wenhan Xiong, Thien Hoang, and William Yang Wang. Deep-Path: A reinforcement learning method for knowledge graph reasoning. In *Proceedings of the Conference on Empirical Methods in Natural Language Processing*, pages 564–573, 2017.
- [78] Hongwei Xue, Yupan Huang, Bei Liu, Houwen Peng, Jianlong Fu, Houqiang Li, and Jiebo Luo. Probing inter-modality: Visual parsing with self-attention for vision-and-language pre-training. *Proceedings of the Advances in Neural Information Processing Systems*, pages 4514–4528, 2021.
- [79] Jinyu Yang, Jiali Duan, Son Tran, Yi Xu, Sampath Chanda, Liqun Chen, Belinda Zeng, Trishul Chilimbi, and Junzhou Huang. Vision-language pre-training with triple contrastive learning. In *Proceedings of the IEEE/CVF Conference on Computer Vision and Pattern Recognition*, pages 15671–15680, 2022.
- [80] Zhengyuan Yang, Zhe Gan, Jianfeng Wang, Xiaowei Hu, Yumao Lu, Zicheng Liu, and Lijuan Wang. An empirical study of GPT-3 for few-shot knowledge-based VQA. In *Proceedings of the AAAI Conference on Artificial Intelligence*, pages 3081–3089, 2022.
- [81] Jing Yu, Zihao Zhu, Yujing Wang, Weifeng Zhang, Yue Hu, and Jianlong Tan. Cross-modal knowledge reasoning for knowledge-based visual question answering. *Pattern Recognition*, page 107563, 2020.
- [82] Xiaohua Zhai, Joan Puigcerver, Alexander Kolesnikov, Pierre Ruysen, Carlos Riquelme, Mario Lucic, Josip Djolonga, André Susano Pinto, Maxim Neumann, Alexey Dosovitskiy, Lucas Beyer, Olivier Bachem, Michael Tschannen, Marcin Michalski, Olivier Bousquet, Sylvain Gelly, and Neil Houlsby. A large-scale study of representation learning with the visual task adaptation benchmark. *arXiv preprint arXiv:1910.04867*, 2019.
- [83] Tongtao Zhang, Ananya Subburathinam, Ge Shi, Lifu Huang, Di Lu, Xiaoman Pan, Manling Li, Boliang Zhang, Qingyun Wang, Spencer Whitehead, Heng Ji, Alireza Zareian, Hassan Akbari, Brian Chen, Ruiqi Zhong, Steven Shao, Emily Allaway, Shih-Fu Chang, Kathleen R. McKeown, Dongyu Li, Xin Huang, Kexuan Sun, Xujun Peng, Ryan Gabbard, Marjorie Freedman, Mayank Kejriwal, Ram Nevatia, Pedro A. Szekely, T. K. Satish Kumar, Ali Sadeghian, Giacomo Bergami, Sourav Dutta, Miguel E. Rodríguez, and Daisy Zhe Wang. GAIA - A multi-media multi-lingual knowledge extraction and hypothesis generation system. In *Proceedings of the Text Analysis Conference*, 2018.
- [84] Shangfei Zheng, Weiqing Wang, Jianfeng Qu, Hongzhi Yin, Wei Chen, and Lei Zhao. MMKGR: Multi-hop multi-modal knowledge graph reasoning. *arXiv preprint arXiv:2209.01416*, 2022.
- [85] Zhehui Zhou, Can Wang, Yan Feng, and Defang Chen. JointE: Jointly utilizing 1D and 2D convolution for knowledge graph embedding. *Knowledge-Based Systems*, page 108100, 2022.
- [86] Xiangru Zhu, Zhixu Li, Xiaodan Wang, Xueyao Jiang, Penglei Sun, Xuwu Wang, Yanghua Xiao, and Nicholas Jing Yuan. Multi-modal knowledge graph construction and application: A survey. *arXiv preprint arXiv:2202.05786*, 2022.