

# Invisible Users: Uncovering End-Users’ Requirements for Explainable AI via Explanation Forms and Goals

Weina Jin<sup>1</sup>    Jianyu Fan<sup>2</sup>    Diane Gromala<sup>2</sup>    Philippe Pasquier<sup>2</sup>    Ghassan Hamarneh<sup>1</sup>

<sup>1</sup>School of Computing Science, Simon Fraser University

<sup>2</sup>School of Interactive Arts and Technology, Simon Fraser University

## Abstract

Non-technical end-users are silent and invisible users of the state-of-the-art explainable artificial intelligence (XAI) technologies. Their demands and requirements for AI explainability are not incorporated into the design and evaluation of XAI techniques, which are developed to explain the rationales of AI decisions to end-users and assist their critical decisions. This makes XAI techniques ineffective or even harmful in high-stakes applications, such as healthcare, criminal justice, finance, and autonomous driving systems. To systematically understand end-users’ requirements to support the technical development of XAI, we conducted the EUCA user study with 32 layperson participants in four AI-assisted critical tasks. The study identified comprehensive user requirements for feature-, example-, and rule-based XAI techniques (manifested by the end-user-friendly explanation forms) and XAI evaluation objectives (manifested by the explanation goals), which were shown to be helpful to directly inspire the proposal of new XAI algorithms and evaluation metrics. The EUCA study findings, the identified explanation forms and goals for technical specification, and the EUCA study dataset support the design and evaluation of end-user-centered XAI techniques for accessible, safe, and accountable AI.

verdict (Kleinberg et al., 2017), ensuring safety of an autonomous driving vehicle, and approving loan applications. As AI becoming pervasive as decision assistant in high-stakes domains – such as medicine, criminal justice, finance, and autonomous driving systems –making AI explainable to its users is crucial to ensure the safe, responsible, and legal use of AI (gdp). This is the interpretable or explainable AI (XAI) problem (Doshi-Velez & Kim, 2017). The XAI technical development, however, mainly focuses on addressing technical users’ demand for AI explanation for model debugging, understanding, and improvement. This research paradigm disproportionately ignores the demand for XAI from the largest and most diverse group of users: the non-technical end-users (Miller et al., 2017; Bhatt et al., 2020; Suresh et al., 2021; Laato et al., 2022), or end-users for short. Previous user studies have shown that, directly reorienting existing XAI techniques that are originally designed for technical users may not comply with end-users’ reasoning process (Jin et al., 2023a; 2022c; 2023b), may not fulfill end-users’ demands such as verifying model decisions (Nguyen et al., 2021; Shen & Huang, 2020; Kim et al., 2022) and detecting model biases (Adebayo et al., 2022), and may even lead to harmful consequences such as worsening of physicians’ task performance (Lakkaraju & Bastani, 2020; Jacobs et al., 2021). In the design and evaluation of XAI techniques, developers and researchers tend to simplify or even ignore end-users’ needs, assuming that end-users’ requirements for XAI are the same as technical users’. This makes end-users the invisible and silent users of XAI, whose requirements are not taken into account to shape the technologies that assist them. Without thorough understandings of end-users’ requirements for XAI, it is difficult to develop XAI techniques – including XAI algorithms and user interfaces – that can meet their needs for AI explainability and are useful for end-users’ critical tasks (Habiba et al., 2022; Chazette et al., 2022).

Understanding end-users’ requirements for XAI, however, faces its unique challenges. First, different from technical users, end-users do not have technical knowledge in

## 1. Introduction

Doctors, judges, drivers, bankers, and other decision-makers may request explanations from artificial intelligence (AI) when using it to support their critical decisions, such as identifying disease (Caruana et al., 2015; Jin et al., 2020; Holzinger et al., 2017), reaching a guilt

\*©2023. This manuscript version is made available under the CC-BY-NC-ND 4.0 license <https://creativecommons.org/licenses/by-nc-nd/4.0/>

AI, data science, or programming. This makes it difficult to directly communicate with end-users about their requirements for XAI techniques. Second, unlike technical users’ demand for XAI that focuses on a unified requirement to debug and improve AI models (Hong et al., 2020; Ferreira & Monteiro, 2020), end-users have diverse roles, tasks, and demands for XAI. This makes it challenging to know whether the improvement based on a particular user requirement can meet their diverse needs, and if so, how to evaluate for it.

To design and evaluate XAI techniques for end-users’ purposes, in this work, we aim to gain a deep understanding of the complex nature of user requirements by conducting the EUCA (End-User-Centered explainable AI) user study. In the study design, to tackle the first challenge and overcome the technical communication barrier between XAI techniques and end-users, we propose the **end-user-friendly explanation forms**. Explanation form is the abstracted structure of explanatory reasoning information generated by an XAI algorithm. An end-user-friendly explanation form has an end-user-facing property of its various visual representations, and an AI designer-facing property of its different underlying XAI algorithms. Thus, the explanation form is a bridging interface designed to categorize the XAI algorithm space according to end-user-centered properties, as represented by the forms of feature- (feature attribution, feature shape, feature interaction), example- (similar, typical, and counterfactual example), and rule-based explanations (decision rule and decision tree). Explanation forms “translate” XAI techniques to users to acquire their comments and requirements, and users’ requirements in turn can be “translated back” as technical specifications to directly motivate the proposal of new XAI techniques, as shown in the discussion Section 8.1. To tackle the second challenge of users’ various demands for XAI, we summarize from literature the main motivations for end-users to check explanations as 10 **explanation goals**, including to calibrate trust, ensure safety, detect bias, resolve disagreement between user and AI, differentiate similar instances, learn from AI, improve user’s predicted outcome, communicate with stakeholders, generate reports, and trade off multiple objectives. Understanding users’ requirements for explanation goals can help to formulate new human-subject or computational evaluation objectives on XAI utility, as discussed in Section 8.3.

To understand end-users’ requirements for XAI techniques (with respect to their explanation forms) and explanation goals, we conducted a mixed-method user study with 32 layperson participants. The user study asked participants to select, rank, and comment on explanation forms to fulfill an explanation goal in AI-supported critical tasks, including buying a house, using autonomous driving vehicle, checking the health risk of diabetes, and preparing for an

exam. The study findings on user requirements for each explanation form and goal are summarized in Table 1 and 2. We further discuss with examples on how the understandings of users’ requirements for explanation forms and goals can support the design and evaluation of end-user-centered XAI techniques.

Our contributions are: **1.** We conduct the first comprehensive user study to systematically identify end-user requirements for XAI techniques. The EUCA study covers 12 explanation forms, 10 explanation goals, and interactions between the two. It has the advantage that users’ requirements are acquired through comparisons among different explanation forms and in the context of end-user-oriented explanation goals.

**2.** We propose the end-user-friendly explanation forms. We also identify the explanation forms and explanation goals as effective tools to understand end-users’ requirements for XAI techniques. Understandings of users requirements for **explanation forms** can directly inspire the **design** of new end-user-centered XAI techniques; and understandings of users requirements for **explanation goals** can support the proposal of new XAI **evaluation** objectives, methods, and computational metrics to assess the utility of XAI techniques to end-users.

**3.** We have made the EUCA dataset (quantitative and qualitative data of the user study), the detailed qualitative results, and the study design materials publicly available at the EUCA website (<https://weinjain.github.io/euca>) to support the design and evaluation of end-user-centered XAI techniques in the community.

## 2. Related work

**Human-centered XAI and user study** The human-computer interaction (HCI) community calls for human-centered XAI to propose and assess XAI techniques based on human-centered properties (Liao & Varshney, 2021; Vaughan & Wallach, 2021). User studies were conducted to understand laypersons’ or domain experts’ perceptions of different explanation forms in various domains and tasks, including feature attribution (Evans et al., 2022), similar example (Cai et al., 2019a;b), typical example (Evans et al., 2022), counterfactual example (Cai et al., 2019a; Shang et al., 2022; Evans et al., 2022), decision rule (Huysmans et al., 2011), decision sets (Narayanan et al., 2018; Huysmans et al., 2011). User study is also an important method to evaluate the user-centered utility of XAI techniques, including the direct and indirect utility for users to use explanation. User studies on the direct utility of XAI assess how effectively end-users can use the AI explanation to answer their inquiries that motivate them to seek explanations (we call them explanation goals), such

Table 1. **Key Findings on RQ1: End-Users’ Requirements for Explanation Forms.** For an explanation form, we also list its typical visual representations and XAI algorithms. \* indicates the requirement has inspired the proposal of new XAI algorithm in (Jin et al., 2022a), discussed in detail in Section 8.1. The same for Table 2.

Explanation Form	End-Users’ Interpretation & Requirement	Visual Representation	XAI Algorithm
<b>Feature attribution</b>	Can answer how and why AI reaches its decisions; Can assess AI by comparing features with user’s prior knowledge*; Users may require different levels of detail on the attribution	Saliency map; Bar chart	Linear or scoring models (Ustun & Rudin, 2016), Shapley value (Shapley, 1951), SHAP (Lundberg & Lee, 2017), TCAV (Kim et al., 2018), LIME (Ribeiro et al., 2016), CAM (Zhou et al., 2015)
<b>Feature shape</b>	Graphic representation is easy to understand; Support counterfactual reasoning	Line plot	GAM (Tan et al., 2018), PDP (Friedman, 2001), ALE (Apley, 2016), SHAP dependence (Lundberg et al., 2017)
<b>Feature interaction</b>	Difficult to interpret; Require to prioritize significant feature interactions	2D or 3D heatmap	GA2M (Caruana et al., 2015), PDP (Friedman, 2001), ALE (Apley, 2016), SHAP interaction (Lundberg et al., 2017)
<b>Similar example</b>	Similar to human decision-making; Require to support side-by-side feature-based comparison among examples	Data instance	$k$ -nearest neighbors, graph-based approach (Kawahara et al., 2017), CBR (Kolodner, 1992)
<b>Typical example</b>	May be misinterpreted as similar example; Require atypical examples to show edge cases for safety and biases check*	Data instance	$k$ -mediods, MMD-critic (Kim et al., 2016), CNN prototype (Li et al., 2018; Chen et al., 2019; Simonyan et al., 2013; Mahendran & Vedaldi, 2014)
<b>Counterfactual example</b>	Can suggest improvements, and help users differentiate similar instances; User can define the counterfactual outcome, the counterfactual feature type and range*	Data instance	Visual counterfactual (Goyal et al., 2019), pertinent negatives (Dhurandhar et al., 2018)
<b>Decision rule</b>	Decision logic is simple and understandable; Require to balance explanation completeness and simplicity*	Text, table, or matrix	Bayesian rule lists (Yang et al., 2017), LORE (Guidotti et al., 2018), Anchors (Ribeiro et al., 2018)
<b>Decision tree</b>	Difficult to interpret; Can support counterfactual reasoning; Require to highlight branches for user’s interested instances	Tree diagram	Disentangled CNNs (Zhang et al., 2018); model distillation (Frosst & Hinton, 2017)

Table 2. **Key Findings on RQ2: End-Users’ Requirements for Explanation Goals.**

Explanation Goal	End-Users’ Requirement
<b>Calibrate trust</b>	Require information on AI model performance, important features*, the capability and credit of AI.
<b>Ensure safety</b>	Performance in various testing cases to show AI’s robustness on safety.
<b>Detect bias</b>	Require AI to maintain the same capability and perform well for minority subgroups.
<b>Users disagree with AI</b>	Users may lose trust; Need explanations for decision verification; User may check input for debugging.
<b>Users agree with AI</b>	Users may not need explanations; Explanations are used to boost decision confidence and improve user’s outcome.
<b>Differentiate similar instances</b>	Be able to discern similar instances and pinpoint the feature differences.
<b>Learn from AI</b>	Depend on how reliable and trustworthy the AI is; Require a wide range of explanation to support user’s learning.
<b>Improve user’s outcome</b>	Seek explanation with controllable features.
<b>Communicate</b>	Other stakeholders need to have a basic understanding of AI; Require a formal summary or report from AI.
<b>Generate reports</b>	Require a summary of key factors that lead to the decision.
<b>Multi-objectives trade-off</b>	Allow users to take over; Users use explanations to defend for or against certain objectives.

as trust calibration (Zhang et al., 2020a; Bussone et al., 2015; Lakkaraju & Bastani, 2020; Yang et al., 2020), decision verification (Nguyen et al., 2021; Shen & Huang, 2020; Kim et al., 2022), and bias detection (Adebayo et al., 2022). Users’ direct inquiry of explanations is usually an intermediate step in users’ entire decision-making process, and previous user studies also evaluated the indirect utility of XAI to users’ decision-making, such as human-AI team performance (Jin et al., 2022b; Taesiri et al., 2022; Siu et al., 2021). Despite the research advances on user study, the technical adoption to user-centered XAI is relatively slow. Our work joins prior user studies on human-centered XAI, and differs by our unique study design to include a comprehensive set of explanation forms and goals. This enables users to directly compare all available explanation forms in the same setting and in the context of different explanation goals. We also differ from prior works by our identification of end-user-friendly explanation forms that enable convenient translation from user study findings to XAI technical development.

**XAI and information visualization** XAI is an active research topic in information visualization (VIS) community. However, current VIS research is mainly motivated by technical users’ demands of XAI for model monitoring and debugging (Alicioglu & Sun, 2022). To design for the large neglected group of end-users, Ming et al. (2019) proposed an interactive XAI visualization RuleMatrix for end-users to understand, explore, and validate black-box AI models. Jin et al. (2019) proposed the end-user-centered XAI visual vocabularies, which summarize the visual representations of XAI algorithms to bridge AI developers with end-users. Their works inspired ours on the visual representations of explanation forms.

### 3. End-user-friendly explanation forms

We propose the end-user-friendly explanation forms as a communication tool to acquire end-users’ requirements for XAI techniques. As shown in Fig. 1, we abstract an XAI algorithm by extracting and categorizing its distinctive explanatory reasoning process as an explanation form, regardless of its computational process, the particular explanatory content it generates, the data and model type, and the specific domain and task. In the user study, we then instantiate an explanation form as its visual representations by filling the form with explanatory contents to tailor to a specific data and task. An explanation form thus has its end-user-oriented visual interface and engineer-oriented backend XAI algorithms, and the abstraction by its form and the instantiation of the form as visual representations are two key elements for its translational role between end-users and the XAI techniques. To identify the end-user-friendly explanation forms, we conduct a literature review

and examine XAI techniques and surveys in the AI, VIS, and HCI domains, extract the output explanation forms from XAI algorithms, and filter out forms that require technical background to interpret (such as visualization of artificial neurons (Olah et al., 2017)). Next, we introduce the definition of each explanation form, with examples of its XAI algorithm and visual representation in Table 1. The literature review process and the figures of visual representations are in the Appendix.

#### 3.1. Feature-based explanations

(1) **Feature attribution** decomposes the to-be-explained outcome  $y$  into a set of important features  $t_i$ , each having a marginal attribution  $a_i$  to  $y$ ,  $y = \sum_i a_i t_i$ .

(2) **Feature shape** describes the marginal effect of a feature  $t_i$  to the outcome  $y$ :  $f_y(t_i)$ , where  $f$  is the function that describes  $y$ .

(3) **Feature interaction** is an extension of feature shape by describing the joint marginal effect of more than one feature to the outcome:  $f_y(t_i, t_j)$ .

#### 3.2. Example-based explanations

(4) **Similar example** is an instance  $x_s$  in the input space  $X$  that shares similar features with the query input  $x$  regardless of their predictions. Mathematically, similar examples are instances that have minimal distance to the query:  $\arg \min_{x_s \in X} d(x_s, x)$ , where  $d$  is the distance or dissimilarity measure.

(5) **Typical example** or prototypical example is a representative instance of a prediction class, i.e.: an instance  $x_t$  that maximizes the probability of the target prediction  $y_t$ :  $\arg \max_{x_t \in X} p(f(x_t) = y_t)$ , where  $p$  denotes the probability, and  $f$  denotes the AI model.

(6) **Counterfactual example** is an instance  $x_c$  whose features are minimally dissimilar to those of the query input  $x$ , yet its outcome  $y_c$  is different from the target outcome  $y_t$  of  $x$ , i.e.:  $\arg \min_{x_c \in X} d(x_c, x), s.t. \max p(f(x_c) = y_c), y_c \neq y_t$ .

#### 3.3. Rule-based explanations

(7) **Decision rules and decision sets** are IF-THEN statements with conditions and predictions.

(8) **Decision tree** represents rules graphically using a tree structure, with branches representing the decision pathways, and leaves representing the predicted outcomes.

#### 3.4. Contextual information

To provide necessary context and background for a more complete explanation, we additionally include contextual

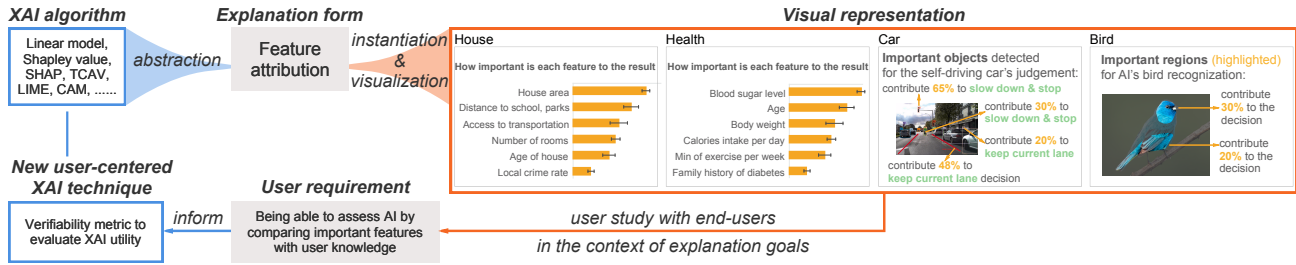


Figure 1. The process of using explanation forms to inform user-centered XAI techniques, using the explanation form of feature attribution as an example: feature attribution is abstracted from XAI algorithms and instantiated for four tasks in the user study, then a particular user requirement for feature attribution informs the proposal of new XAI techniques – the verifiability metric (Section 8.3).

information in the end-user-friendly explanation forms, include:

(9) **Input**  $x$ .

(10) **Output**  $y$ .

(11) **Performance:** Model’s performance metrics (such as prediction accuracy, confusion matrix, ROC, mean squared error) help end-users to judge a model’s overall decision quality and set a proper expectation on model’s capability.

(12) **Dataset:** It is the proper description of the training and validation dataset, such as data distribution, and how the data were collected.

#### 4. End-user-oriented explanation goals

We summarize from literature the following end-user-oriented explanation goals, i.e.: user’s trigger point or motivation to check the explanation of an AI system.

- **Calibrate trust:** trust is key to establish human-AI decision-making partnership. Since users can easily distrust or overtrust AI, it is important to calibrate trust to reflect the capabilities of AI systems (Turner et al., 2020; Zhang et al., 2020b).

- **Ensure safety:** users need to ensure safety of the decision consequences (Doshi-Velez & Kim, 2017).

- **Detect bias:** users need to ensure the decision is impartial and unbiased (Lim et al., 2019; Nunes & Jannach, 2017).

- **Unexpected prediction:** the AI prediction is unexpected, and/or users disagree with AI’s prediction (Gregor & Benbasat, 1999).

- **Expected prediction:** AI’s prediction aligns with users’ expectations (Gregor & Benbasat, 1999).

- **Differentiate similar instances:** due to the consequences of wrong decisions, users sometimes need to discern similar instances or outcomes. For example, a doctor differentiates whether the diagnosis is a benign or malignant tu-

mor (Lim et al., 2019).

- **Learn from AI:** users need to gain knowledge, improve their problem-solving skills, and discover new knowledge (Gregor & Benbasat, 1999; Doshi-Velez & Kim, 2017; Lim et al., 2019; Nunes & Jannach, 2017).

- **Improve the predicted outcome:** users seek causal factors to control and improve the predicted outcome (Miller, 2019; Lim et al., 2019; Nunes & Jannach, 2017).
- **Communicate with stakeholders:** many critical decision-making processes involve multiple stakeholders, and users need to discuss the decision with them (Miller, 2019).

- **Generate reports:** users need to utilize the explanations to perform particular tasks such as report production. For example, a radiologist generates a medical report on a patient’s X-ray image (Gregor & Benbasat, 1999).

- **Multiple objectives trade-off:** AI may be optimized on an incomplete objective while users seek to fulfill multiple objectives in real-world applications. For example, a doctor needs to ensure a treatment plan is effective as well as having acceptable patient adherence. Ethical and legal requirements may also be regarded as objectives (Doshi-Velez & Kim, 2017).

#### 5. User study method

**Study design** The EUCA user study aims to answer two research questions (RQ): What are end-users’ requirements for each explanation form (RQ1), and for each explanation goal (RQ2)? We use scenario-based requirement elicitation method (Rosson & Carroll, 2002; Wolf, 2019; Hooper & Hsia, 1982; Cirqueira et al., 2020) and include four AI-assisted critical tasks: *House* – users use AI to estimate their house price; *Health* – users use AI to predict their diabetes risk; *Car* – users decide whether to buy an autonomous driving vehicle; and *Bird* – users use an AI bird recognition tool to prepare for an important biology exam. The four tasks cover various input data types of AI models including tabular, sequential, image, and video data, re-

## Round 1 (RQ2) End-Users' Requirements for Explanation Goals



## Round 2 (RQ1) End-Users' Requirements for Explanation Forms

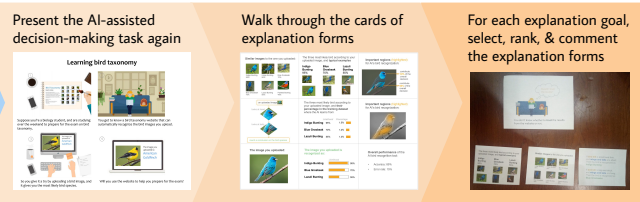


Figure 2. The user study procedure. The study consisted of two rounds for the two research questions. We use the Bird task and the explanation goal of calibrating trust as an example to illustrate the study procedure.

spectively. We adapt applicable explanation goals to each task, and create a set of visual representation cards that cover all applicable explanation forms for each task. The tasks and explanation goals are presented as paper storyboards with graphics and text (Fig. 2).

**Study procedure** The study is an in-person, one-to-one, one-session, open-ended, semi-structured interview. It consists of two rounds (Fig. 2). After obtaining the participant's written informed consent, s/he enters Round 1. The participant is introduced to a task and a set of its explanation goals randomly. We ask the participant what information s/he requires for an explanation goal. After that, the participant enters Round 2. We first give a 5-min tutorial on the set of visual representation cards of explanation forms. The participant could ask questions if s/he did not understand or needed clarification. S/he could also comment on each card. We confirm participants' understanding of the explanation forms before moving on to the next step. We then ask the participant to select and rank one or multiple explanation form cards for a given explanation goal in a task, and their reasons for choosing or discarding an explanation form. The participant can also modify the given cards, sketch on blank cards to create new cards, and add the new cards to the card ranking. We finally ask whether the chosen cards would fulfill the explanation goal. At the end of the interview, the participants fill out a demographic questionnaire. The mean and median study duration were both 67 minutes. We audio-record the interviews, make observational notes on the card selection & ranking process, and take pictures of the card selection & ranking results.

**Participants and Recruitment** After ethics approval from the university's Research Ethics Board (Ethics number: 2019s0244), we recruited 32 adult participants (P1-P32) who do not have prior technical knowledge in machine learning, artificial intelligence, or data science. Participants were recruited via a convenience sampling method by advertising posters at public libraries, community centers, and online community boards in the metropolitan area over a 3-month period in 2019. Participants' demographics were: female:male = 1:1; age range 19-73, age mean $\pm$ std:

38.2 $\pm$ 16.0. Participants' occupations covered a variety of industries including technology, design, car insurance, finance, psychology, construction, sales, food/cooking, law, healthcare, government/social services, and retired. For participants who use AI in work or life (6 participants, 19%), they used AI software such as Google Assistant to play music, navigate traffic, chat with clients, and help drive investment decisions. Participants were thanked with \$25 CAD for their time and effort in the study. Details on participants' information, study method, and study material are in the Appendix.

**Data analysis** We performed qualitative data analysis informed by thematic analysis (Braun & Clarke, 2012) on the transcripts of 2,175 minutes (>36 hrs) of audio recordings. We first set a priori themes and codes of each explanation form and goal based on our two research questions. With two rounds of coding and discussion on the first four transcripts, the first and second author reached a unified coding scheme and an inter-rater reliability Kappa score of 0.88. Then each author coded half of the transcripts. We also performed quantitative data analysis on the 248 sets of data on participants' selection of the explanation forms for each explanation goal.

## 6. RQ1: End-users' requirements for explanation forms

The quantitative results on explanation forms selected for different explanation goals are shown in Fig. 3. It shows that different explanation forms have different patterns for their suitable explanation goals. For example, feature attribution has a wide suitability for many explanation goals, with its occurrence rate above 0.5 for 72% (8/11) of the explanation goals; while others, like counterfactual example and rule, are only appropriate for a few explanation goals. Next, we present the qualitative results on each explanation form, which show detailed contexts and reasons on their suitability for different explanation goals (indicated by underline), users' interpretation, and users' requirements for improvement. **Key findings** are summarized in Table 1 and are highlighted in bold.

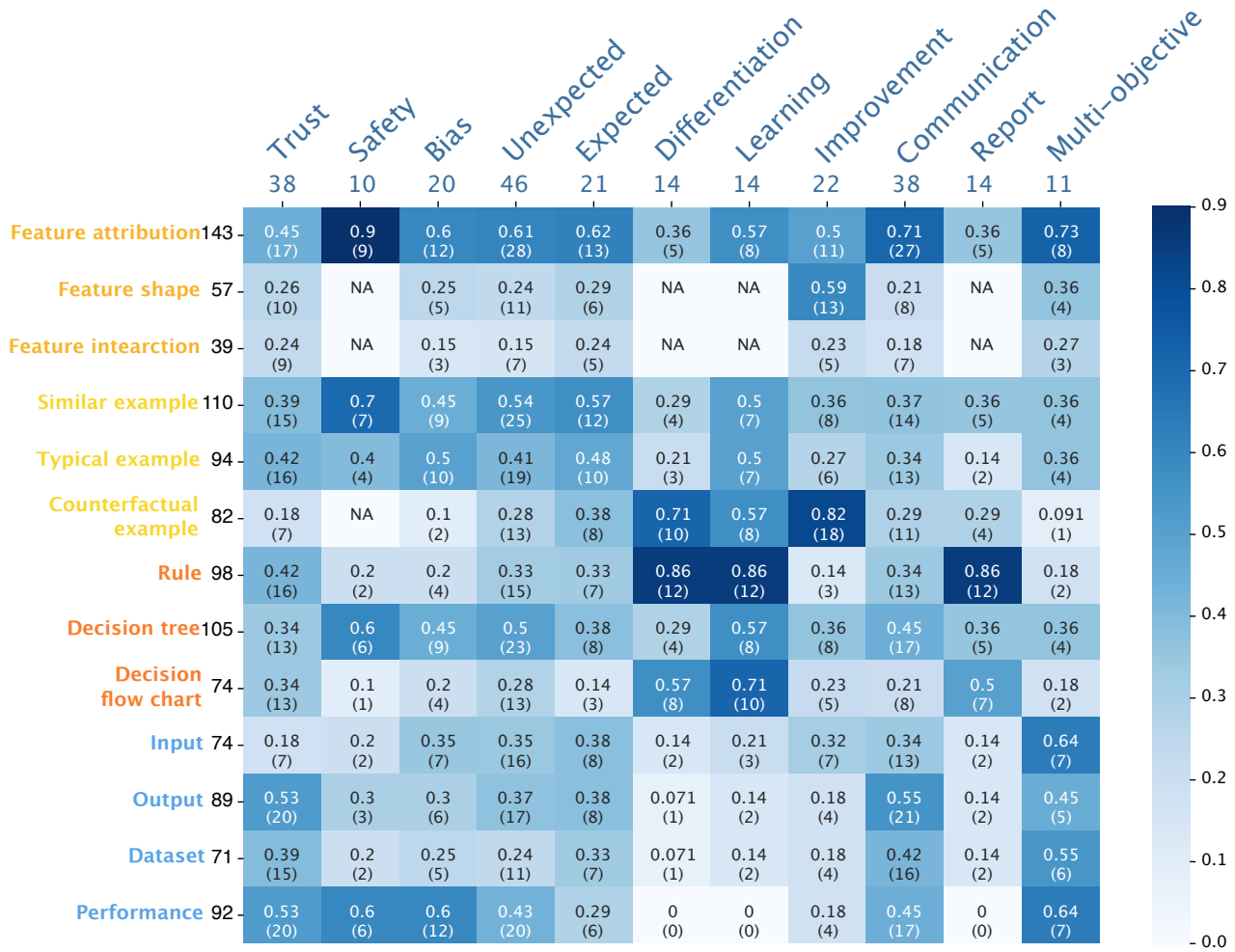


Figure 3. Quantitative results on the occurrence rate (first line in a cell, also color-coded by the blueness of a cell) and the number of occurrence (second line in a cell) an explanation form (row) was selected for an explanation goal (column). The number beside an explanation form or goal indicates the total number of an explanation form or goal among the 248 sets of data. “NA” indicates that an explanation form is not available for an explanation goal. We include decision flow chart, which is a visual representation variation of decision tree, as a standalone explanation form.

## 6.1. Feature-based explanation

### (1) FEATURE ATTRIBUTION

Participants **intuitively understand** the displayed *feature* information and prefer the “*simple way to highlight the most important parts*” (P04, for saliency map), and “*outline of everything (features)*” (P10, for feature bar plot). By showing “*finer details*” (P10) and “*breakdown and weights of features*”(P23) “*that AI took into account*” (P31), participants think feature attribution **can answer how and why AI makes decisions**. Users also tend to assume features are independent of each other, and have causal effect towards the outcome.

For the *attribution* information, users have various perceptions and requirements on the **level of detail**, including sug-

gestions to set a user-defined threshold to “*reduce the cognitive load*” (P04, learning); and show feature ranking only, with the numeric attributions showing on demand.

Regarding applicable explanation goals, users tend to “**compare (AI’s feature attribution) with my own judgment, to see if that aligns with my feature ranking**” (P01, safety). Users also use the feature importance ranking to prioritize their action to improve user’s predicted outcome.

### (2) FEATURE SHAPE

The graphical representation of showing the relationship between a feature and the prediction makes users “*feel so easy to latch onto, it’s something that you can impact and something that’s very tangible*” (P22). Thus, many par-

participants use it for **counterfactual reasoning** to improve user’s outcome. By showing the relationship between a protected feature (such as gender, ethnicity) and outcome, feature shape is also helpful to reveal potential biases.

For users’ requirements, despite being a global explanation, participants expect the feature shape plot to **indicate the position of their input**. Furthermore, P30 suggested constructing a **personalized feature shape explanation** by matching values of the remaining features (the feature set of all features except the targeted feature  $t_i$  in the feature shape) with values from user’s input features: “*The AI should assume all other features are more similar to mine, considering this hypothesis then this is the (feature shape) curve*”. Participants also suggested attaching the feature shape explanation to other explanation forms as a detail and only showing it on demand.

### (3) FEATURE INTERACTION

Despite being an extension of feature shape, four participants find the feature interaction graph “**less accessible to understand**” (P22). Similar to feature shape, feature interaction also supports counterfactual reasoning. For users’ requirements, participants would like to be able to select feature pairs to check their interactions, and expect AI to suggest or **prioritize feature pairs with significant or interesting interactions**.

## 6.2. Example-based explanation

### (4) SIMILAR EXAMPLE

Similar example explanation “**intuitively makes sense**” (P16) to participants, as “*it’s similar to how humans make decisions*” (P02) by using analogical reasoning. “*Even though these (similar and typical example) aren’t much specific about how it (AI) is actually doing the (decision) process*” (P16), users, in their interpretation, automatically make up the model’s reasoning process by comparing instances: “*it gives you comparables, like the houses that are similar to yours, you can compare the price*” (P04).

To facilitate users’ comparison among instances, users request the example-based explanation to **describe feature-level information**, “*to pinpoint things (features) that are similar or different between these cases*” (P31), “*I want to see if there are overlapped features*” (P01), “*I need to know what factors AI is taking into account in order to compare it with the others*” (P16). In addition, the **feature representation should support users’ side-by-side comparison** among multiple instances. This is especially vital when the input data format is high-dimensional or difficult to read through.

### (5) TYPICAL EXAMPLE

Participants may **not well distinguish the meaning** of a typical example from a similar example, and only seven participants explicitly understand the meaning of a typical example: “*you’re getting the average*” (P20). For participants who understand its meaning, typical examples help them learn from AI by revealing class-specific characteristics: “*if you clearly separate each category, that helps people to differentiate the different categories*” (P04). It also helps to reveal potential problems in the AI model or data for the explanation goals such as to reveal bias.

In some cases, participants **expect examples to convey a richer context**, such as several typical examples to represent within-class variations, or even **atypical or edge cases** that, albeit rare, may have stark consequences. This is to understand AI capabilities due to safety and biases concerns: “*So they (similar and typical example) don’t really provide enough information about when the weather is different and when you’re driving at night, the results from non-typical conditions (do)*” (P27, Car task, Bias).

### (6) COUNTERFACTUAL EXAMPLE

It can serve different explanation goals depending on the context. In predictive tasks (House and Health), participants regard it as the straightforward explanation to suggest ways to improve users’ predicted outcome: “*this one (counterfactual example) is the direct one telling you what to do to decrease your risk*” (P16, Health). In recognition task (Bird), counterfactual example is suitable to show the differences to help users to learn and differentiate two similar predictions.

Two participants did **not understand the meaning** of counterfactual example, and could not capture the nuance between it and feature attribution, since they both have features highlighted but for different reasons. It may also make users confused about similar instances, especially in recognition tasks.

Regarding users’ requirements, the two contrastive *predictions* in a counterfactual example can be **user-defined or pre-generated**, depending on the specific explanation goals. One prediction is usually from user’s input, and the alternative prediction could be: “*the next possible prediction*” (P18), users’ own prediction when there is a decision disagreement, the prospective prediction to improve users’ outcome, and the easily-confused prediction to differentiate similar instances. In addition, the **counterfactual features may also receive user-defined or pre-defined constraints**, such as constraints on only including user-controllable features; and constraints on the range of features.



### 6.3. Rule-based explanation

#### (7) DECISION RULE

Participants regard decision rule as able to “*explain the logic behind how the AI makes decisions*” (P27). Particularly, the text description format is “*like human explanation*” (P01), and “*simple enough and understandable*” (P11). The text format can be regarded as “*more exact*” (P05), and is helpful in report generation and user learning.

To reduce the cognitive load of complex rules and carefully balance between explanation completeness and usability, a few participants suggested **trimming the rules** by presenting shallow levels by default with a wide range of predictions, and showing more features and deep levels on demand with a narrow range of predictions; or “*just show rules related to my own house features*” (P30); or highlight local rule clauses related to user’s input on top of the global rule explanation.

#### (8) DECISION TREE

Seven participants find it **difficult to interpret** the decision tree explanation. Four notice decision tree and decision rule provide “*basically the same information*” (P02), “*all show the decision process*” (P10), and are only different in their text or graphical representation. Participants mention an advantage of decision tree is to differentiate similar instances and **support counterfactual reasoning** by checking alternative feature values on adjacent branches. Similar to decision rule, participants tended to **focus on the branch pathway where their own input resides**.

### 6.4. Contextual information

#### (9) INPUT

Participants regard input as a “*profile*” (P24) that “*stating the facts*” (P20). It allows participants to understand what information AI’s decision is based on, and can help users to “debug” “*if AI is missing the most important feature*”(P22), and “*whether or not the input is enough for it (AI) to make that decision*” (P16).

#### (10) OUTPUT

Participants have divergent interpretation on the presentation forms of AI’s output prediction. Some prefer to see a prediction range because it “*gives choices*” (P05), “*acknowledges a possibility*” (P18), ranks the priority of decisions (P03), helps them “*to see how different between my and AI prediction*” (P01), and provides rooms for adjustment and negotiation. For some participants, seeing a point prediction or prediction with a narrower range may give them more confidence about AI’s prediction. We also include prediction uncertainty or confidence information in

the output. Although a high certainty “*reassure AI’s performance*” (P22), some participants find it difficult to interpret the level of uncertainty by its number without a range of reference.

#### (11) PERFORMANCE

After checking AI’s performance, most participants realize the probabilistic nature of AI decisions: “*AI is not perfect*” (P20), “*they (AI) make errors sometimes*” (P05). Knowing the performance level helps users to set a proper expectation of AI’s capabilities. In some particular explanation goals such as to detect bias, participants may require to check the fine-grained performance analysis on subgroups.

#### (12) DATASET

Some participants tend to link the dataset size with model performance and their trust in AI: “*The higher the (training data distribution) curve goes, then I would be more confident that they have a big pool of data to pull from*”(P31).

## 7. RQ2: End-users’ requirements for explanation goals

### 7.1. Calibrating trust

The process of user calibrating their trust in AI’s current prediction and the model in general involves multiple factors and their complicated interactions. We summarize the following key emerged themes participants requested to calibrate their trust in AI.

1. **Performance:** Since end-users usually do not have complete computational and domain knowledge to judge AI’s decision process, model performance becomes an important surrogate to establish trust. Prior work identified two types of performance: stated and observed performance (Yin et al., 2019), and both were mentioned in the interview. *Stated performance* or accuracy is performance metrics tested on previous hold-out test data, and it was mentioned by most participants as a requirement to build trust in AI. Compared to assessing the performance metrics, some participants tended to test AI by themselves and get hands-on *observed performance* to be convinced. This requires users to have a referred ground truth from their own judgment or reliable external sources.

2. **Feature:** The important features that AI was based on are the next frequently mentioned information. “*I would like to know the list of criteria that the AI chose the price based on, and which one weighs more.*” (P30, House)

3. **The ability to discriminate similar instances:** This information was requested by several participants to demonstrate AI’s capability. “*Typical example seems to be pretty good at picking up on differences. Similar example I can*

see that it's got a good variety of similar birds. So I found these ones make me trust it more. (P16, Bird)

4. **Dataset:** The dataset size that AI was trained on is another surrogate mentioned by some participants to enhance trust. “If I know that the AI comes from a large database, it seems like the database is actually the experience that AI has. So the larger it (dataset) gets, the more experienced AI would be, so I can trust it more.” (P30, House)

5. **External information:** This is another surrogate mentioned by participants to judge if AI is trustworthy. The external information could include: peer reviews, endorsement, and AI company's credit; and authority approval and liability.

## 7.2. Ensuring safety

To ensure the safety and reliability of the AI system in critical tasks (the autonomous driving vehicle task in our study), participants frequently mentioned **checking AI's performances in test cases**, expecting the testing to **cover a variety of scenarios** to show the robustness of safety. Although it is impossible to enumerate a complete list of potential failure cases in testing, extreme cases or potential accidents were the main concerns and focus of end-users.

Similar to the explanation goal to calibrate trust, alongside the above *stated performance*, a few participants required *observed performance* to emotionally accept AI as an emerging technology. “Definitely I would want to be in one car. I think information is not helpful, it's not an intellectual factual thing, it's emotionally not acceptable. It (AI) is new and I have to learn to trust it.” (P17)

## 7.3. Detecting bias

Participants were concerned about population bias (Mehrabi et al., 2019), or distribution shift where AI models are applied to a different population other than the training dataset. Such concern is more prominent when a prediction is made on users' own personal data, and when users are in minority subgroups. Participants wanted to compare and see **if their own subgroup is included in the training data**.

In cases where the AI task is not related to personal information (in our study the self-driving car task), participants required AI to **perform equally in all potentially biased conditions**.

## 7.4. Unexpected prediction: when users disagree with AI

When AI's predictions did not align with participants' own expectations, most participants would “*question AI*” (P16, P20) and “*the contradiction may let me confuse*” (P02).

Some may lose trust in AI, thus would not go further to check its explanations, if they were confident about their own judgment. Some would check “*a trusted second opinion*” (P06, P10), or refer to human experts (P12).

But for the majority of participants, **explanations were needed “to know why”** (P01) and to resolve conflicts. Explanations help users to identify AI's flaws and reject AI, or to be convinced and adjust user's own judgment by checking detailed differences on rationale, although “*it might be harder to persuade me*” (P31). Specifically, participants “*try to understand what makes a difference (between AI and my prediction)*” (P03), which is similar to the explanation goal to differentiate (Section 7.6). To show why the predictions are different, many participants **required a list of key features**. In the case that AI made errors, seeing what AI is based on can facilitate user's “debugging” process. Although end-users cannot debug the algorithmic part, they may be able to debug the input to see if AI “*have the complete information*” (P03) as users have. Furthermore, if some key input information is lacking in AI's decision, the system needs to allow users to provide feedback by inputting more information (P03, P24), or “*correct the error*” (P16) for AI.

## 7.5. Expected prediction: when users agree with AI

When the prediction matched participants' expectations, participants “*will trust the AI more*” (P10), and the motivation to check explanations was “*not as strong as the previous one (unexpected)*” (P02). Some participants stopped at the prediction, willing to accept the “black-box” AI and may “*not even waste my time (checking explanations)*” (P20). A few participants still wanted to check further explanations to boost user's confidence, or improve user's predicted outcome.

## 7.6. Differentiating similar instances

To facilitate end-users' explanation goal to differentiate similar instances, an AI system is required to first have the ability to discern similar instances. If AI is doubtful about its predictions for similar instances, participants expected AI to indicate its prediction uncertainty. Built upon the above factors, AI needs to be able to “*pinpoint unique features that made them really different from each other*” (P06). And the user interface may additionally support users' own side-by-side comparison for the similar instances.

## 7.7. Learning from AI

Using AI for user's personal learning, improving problem-solving skills, and knowledge discovery “*depends on how reliable it (AI) really is*” (P10). To facilitate learning and

knowledge discovery, participants **expected a wide range of explanations** depending on the particular learning goal, such as “*more details to systematically learn, go over that same bird, ...a mind map to build a category of birds by one feature*” (P02), “*the specific characteristic about this bird, and how can I differentiate this bird from other birds*” (P04).

### 7.8. Improving user’s predicted outcome

Participants intuitively sought explanations to improve their predicted outcome when predictions are related to personal data (in our study, the House and Health tasks). Regarding the requested explanatory information, participants were looking for suggestions with **controllable features** and ignored explanations that include uncontrollable features. Knowing the controllable features has a positive psychological effect to give users a sense of control, and vice versa.

### 7.9. Communicating with stakeholders

To communicate with other stakeholders, some participants chose to communicate verbally about their opinions without mentioning AI. Others preferred to present stakeholders with more evidence by bringing AI’s additional information explicitly to the discussion. For the latter case, the **other stakeholders need to establish basic understanding and trust in AI** before discussing AI’s explanation. To do so, most participants chose to present AI’s performance information first to build trust. A **formal summary or report from AI** may facilitate the communication with other stakeholders, as requested by many participants.

### 7.10. Generating reports

The content of reports may largely depend on the specific explanation goal and targeted readers of the report. In our study, participants frequently mentioned the report should include “*key identifying features*”, “*list of distinguishing characteristics or what makes it unique*” (P09), or “*a summary of factors that were part of the input led to the diabetic prediction*” (P31). Users also mentioned including contextual information to back up the decisions, such as the training dataset size of the predicted class, and the level of decision certainty (P01).

### 7.11. Multiple objectives trade-off

Usually it is the human user rather than AI to trade off among multiple objectives in AI-assisted decision-making tasks. Thus, when multiple objectives conflict (in our study, they are the scenarios when car drives autonomously and passenger gets a car sick; AI predicts diabetes and uses it to determine insurance premium), AI is required to allow

users to take over or to receive users’ inputs. Explanations are required if the multiple objectives conflict and need to trade off. And users could use such explanations to defend for or against certain objectives.

## 8. Discussion

We discuss three aspects to illustrate how the EUCA study results on explanation forms and goals can be applied to support the design and evaluation of end-user-centered XAI techniques.

### 8.1. Designing new XAI techniques based on users’ requirements for explanation forms

Current research on XAI algorithms are technical-user-centered, which disproportionately ignores non-technical end-users’ demand for XAI. To bridge the research gap, a recent work suggests the end-user-inspired design to model new XAI technical problems using end-users’ requirements from EUCA as a source of inspiration (Jin et al., 2022a). It proposes three novel XAI algorithms that address various end-users’ explanation goals: **1.** The edge-case-based reasoning algorithm is a new form of example-based explanation, proposed for the explanation goals to ensure safety (Section 7.2). It can identify edge cases that are wrongly predicted by AI and pose significant consequences. It was inspired by the EUCA study finding on typical examples, where participants requested to check untypical or edge cases for safety concerns (Section 6.2). **2.** The collapsible decision tree algorithm directly addressed users’ requirements for rule-based explanation (Section 6.3) to balance the conciseness and comprehensiveness of a decision tree and improve its usability. **3.** The user-customizable counterfactual explanation algorithm enables users to customize a counterfactual example by setting changeable and unchangeable features and their ranges. The algorithm was motivated by users’ requirements on controllable features (Section 6.2) for their explanation goal to improve user’s predicted outcome (Section 7.8). The authors also noted that the design of this XAI technique was closely tied to its top required explanation goals in Fig. 3, because the EUCA study and prior user study (Cai et al., 2019a) have found users’ may get confused with counterfactual examples when using it for other explanation goals, such as model understanding.

From these examples of EUCA-inspired new XAI techniques, we can observe that because of the bridging role of explanation forms that connect users’ requirements to the backend XAI techniques, the users’ requirements for explanation forms can be used to directly formulate new XAI techniques. In addition, users’ requirements from the EUCA study are acquired in the context of explanation goals. This makes the design of new XAI techniques more

targeted for users' intended purposes.

## 8.2. Optimizing XAI techniques for explanation form

From the abstraction of XAI techniques by its explanation form and users' selection of explanation forms, we suggest that XAI techniques can be evaluated and optimized not only by its explanation content, but also by its explanation form. For example, the clinical XAI guidelines recommend using the end-user-friendly explanation forms from EUCA to assess and select the optimal explanation form or the combination of forms with clinical users, so that to meet the understandability and clinical relevance criteria in the guidelines (Jin et al., 2023a). Optimizing XAI by its explanation form can make the explanation more complete with complementary reasoning process from different forms. Users' opinions are also involved in the optimization process to make the XAI techniques more understandable and user-friendly. In addition to the above way of optimization by selection and combination of explanation forms, as a direct future work of the EUCA study, Jin et al. suggested another way to optimize explanation form (Jin et al., 2022a). They dissected an explanation form as two components of human-interpretable features and a reasoning process, and the form of representing human-interpretable features can also be optimized. More future work can explore how to optimize explanation form and its feature presentation for more comprehensive (Jin et al., 2023b) or even interactive and personalized explanation (Schneider & Handali, 2019). We make the EUCA quantitative data available ( $N = 248$ ), including each participant's information and their selections of explanation forms for each explanation goal, to support the modeling of personalized explanation.

## 8.3. Evaluating XAI techniques based on users' requirements for explanation goals

New user-centered XAI techniques should be evaluated regarding human-grounded properties (Mohseni et al., 2021) that end-users are concerned about. However, it is difficult to decide what to evaluate and how to evaluate it when designing end-user-oriented XAI. Regarding what to evaluate, we suggest that the focus of both computational and human-subject evaluations should be on the utility of XAI techniques to end-users (Jin et al., 2023b), including the direct XAI utility to users' explanation goals, such as how effectively the XAI techniques can help users to resolve their disagreement, calibrate trust to take or reject AI's decision (Nguyen et al., 2021; Shen & Huang, 2020; Kim et al., 2022), or detect biases (Adebayo et al., 2022); and the indirect utility of XAI to user's entire task, such as human-AI team task performance (Jin et al., 2022b; Tarsi et al., 2022; Siu et al., 2021). Regarding how to evaluate, the EUCA finding on users' requirements for explana-

tion goals provides dynamics on user's information synthesis process, which can inspire the design of human-subject evaluation and the formulation of computational metrics. For example, inspired by the EUCA study findings on explanation goals, Jin et al. proposed an evaluation metric verifiability to computationally evaluate the XAI utility of verifying AI decisions (Jin et al., 2022a). They referred to the identified process in EUCA that users calibrate their trust to take or reject AI decisions by comparing important features from AI explanation with their prior knowledge (Section 7.1), and abstracted such process by the metric verifiability. The computational metric acts as a surrogate and complement of human-subject evaluation, and it improves the efficiency of XAI evaluation and can be used to directly optimize XAI algorithms. With the understanding of users' requirements for explanation goals, future work can develop more computational or human-subject evaluations to improve the utility of XAI techniques on various end-user-oriented explanation goals.

## 9. Limitation and future work

Our study discovers some typical responses and requirements that end-users would demand for XAI, but it is not a complete list of user requirements. Limited by the scope of a single study, we have to trade off the depth of exploring a single form or goal, for the breadth of uncovering user requirements for a number of common explanation forms and goals in the context of their comparisons and interactions. We hope this work can inspire more future works that construct a closed loop in the research and development of user-centered XAI techniques:

1. User understandings improve XAI techniques: we hope the user requirements identified in our and other studies can directly inspire the research and development of end-user-centered XAI techniques. We encourage more bridge works such as (Jin et al., 2022a) that bridge the AI community with HCI advances to inform XAI researchers and designers of end-users' requirements, and propose XAI techniques and evaluation methods driven by end-users' requirements. Our study provides useful tools to focus user requirements on explanation forms and goals to effectively convert their requirements into technical specifications.

2. XAI techniques motivate more research questions on user understanding: to promote the research and development of improving a particular XAI algorithm or interface (manifested by its explanation form), future research needs to conduct more user studies to understand the in-depth domain- or task-specific user requirements for a particular explanation form and its interaction with one or several explanation goals. To promote research on improving an XAI evaluation method (manifested by its explanation goal), future work needs to conduct more targeted user studies to

quantify and model the relationship between the quantifiable factors and the explanation goal, whereas in our work we only qualitatively identify certain factors, such as the five factors to the explanation goal of calibrating trust (Section 7.1). The emerging questions from the technical development of user-centered XAI can motivate new user studies, and their findings will in turn promote the technical development of user-centered XAI.

## 10. Conclusion

Understanding end-users' requirements is an essential but challenging task to develop XAI techniques that are useful for end-users. To effectively acquire users requirements to support the development of XAI techniques, we propose the end-user-friendly explanation forms as a communication interface between XAI techniques and end-users. We also identify the common explanation goals that motivate an end-users to seek explanation. With these, we conduct the EUCA user study with 32 layperson participants in four AI-assisted critical tasks. The results identify end-users' requirements for explanation forms and goals in the context of their interactions and comparisons. We show with examples that the user study results on user requirements for explanation forms can inspire the design of XAI techniques, and the findings on user requirements for explanation goals can inform the evaluation of XAI techniques. The EUCA user study findings, the identified explanation forms and goals for technical specification, and the EUCA study dataset support the incorporation of end-users' requirements in the design and evaluation of end-user-centered XAI techniques, which aim to make AI accessible, safe, and accountable to use for end-users.

## Research Ethics & Social Impact

The study was approved by the university's Research Ethics Board (Ethics number: 2019s0244). No personal identifiable information was associated with the data. We make our study materials and user study data publicly available to enable the reproducibility and transparency of this work. The user study design aims to make AI more accessible and equal to non-technical end-users. With a particular focus on end-users' demand for XAI in their critical tasks, the study also supports the design of safe and responsible AI in high-stakes applications.

## Acknowledgements

We thank all study participants for their time, effort, and valuable input in the study. We thank Sheelagh Carpendale, Parmit Chilana, Ben Cardoen, Pegah Kiaei, Zipeng Liu, and Mingbo Cai for the helpful discussions in shaping this work. The work was supported by Simon Fraser University

Big Data Initiative The Next Big Question Funding.

## References

- The impact of the General Data Protection Regulation (GDPR) on artificial intelligence. doi: 10.2861/293. URL <http://www.europarl.europa.eu/thinktank>.
- Adebayo, J., Muelly, M., Abelson, H., and Kim, B. Post hoc explanations may be ineffective for detecting unknown spurious correlation. In *International Conference on Learning Representations*, 2022. URL <https://openreview.net/forum?id=xNOVfCCvDpM>.
- Alicioglu, G. and Sun, B. A survey of visual analytics for explainable artificial intelligence methods. *Computers & Graphics*, 102:502–520, 2022. ISSN 0097-8493. doi: <https://doi.org/10.1016/j.cag.2021.09.002>. URL <https://www.sciencedirect.com/science/article/pii/S0097849321001886>.
- Apley, D. W. Visualizing the Effects of Predictor Variables in Black Box Supervised Learning Models. dec 2016. URL <http://arxiv.org/abs/1612.08468>.
- Bhatt, U., Xiang, A., Sharma, S., Weller, A., Taly, A., Jia, Y., Ghosh, J., Puri, R., Moura, J. M., and Eckersley, P. Explainable machine learning in deployment. In *FAT\* 2020 - Proceedings of the 2020 Conference on Fairness, Accountability, and Transparency*, pp. 648–657, 2020. ISBN 9781450369367. doi: 10.1145/3351095.3375624. URL <http://arxiv.org/abs/1909.06342>.
- Braun, V. and Clarke, V. Thematic analysis. In *APA handbook of research methods in psychology, Vol 2: Research designs: Quantitative, qualitative, neuropsychological, and biological.*, APA handbooks in psychology®, pp. 57–71. American Psychological Association, Washington, DC, US, 2012. ISBN 1-4338-1005-0 (Hardcover); 978-1-43381-005-3 (Hardcover). doi: 10.1037/13620-004.
- Bussone, A., Stumpf, S., and O'Sullivan, D. The role of explanations on trust and reliance in clinical decision support systems. In *2015 International Conference on Healthcare Informatics*, pp. 160–169, 2015. doi: 10.1109/ICHI.2015.26.
- Cai, C. J., Jongejan, J., and Holbrook, J. The effects of example-based explanations in a machine learning interface. In *Proceedings of the 24th International Conference on Intelligent User Interfaces - IUI '19*, pp. 258–262, New York, New York, USA, 2019a. ACM Press. ISBN 9781450362726. doi: 10.1145/3301275.3302289. URL <http://dl.acm.org/citation.cfm?doid=3301275.3302289>.

- Cai, C. J., Reif, E., Hegde, N., Hipp, J., Kim, B., Smilkov, D., Wattenberg, M., Viegas, F., Corrado, G. S., Stumpe, M. C., and Terry, M. Human-centered tools for coping with imperfect algorithms during medical decision-making. In *Proceedings of the 2019 CHI Conference on Human Factors in Computing Systems*, CHI '19, pp. 1–14, New York, NY, USA, 2019b. Association for Computing Machinery. doi: 10.1145/3290605.3300234. URL <https://doi.org/10.1145/3290605.3300234>.
- Caruana, R., Lou, Y., Gehrke, J., Koch, P., Sturm, M., and Elhadad, N. Intelligible models for healthcare: Predicting pneumonia risk and hospital 30-day readmission. In *Proceedings of the ACM SIGKDD International Conference on Knowledge Discovery and Data Mining*, volume 2015-Augus, pp. 1721–1730, New York, New York, USA, aug 2015. Association for Computing Machinery. ISBN 9781450336642. doi: 10.1145/2783258.2788613. URL <http://dl.acm.org/citation.cfm?doid=2783258.2788613>.
- Chazette, L., Klünder, J., Balci, M., and Schneider, K. How can we develop explainable systems? insights from a literature review and an interview study. In *Proceedings of the International Conference on Software and System Processes and International Conference on Global Software Engineering*. ACM, May 2022. doi: 10.1145/3529320.3529321. URL <https://doi.org/10.1145/3529320.3529321>.
- Chen, C., Li, O., Tao, D., Barnett, A., Rudin, C., and Su, J. K. This looks like that: Deep learning for interpretable image recognition. In Wallach, H., Larochelle, H., Beygelzimer, A., d'Alché-Buc, F., Fox, E., and Garnett, R. (eds.), *Advances in Neural Information Processing Systems*, volume 32. Curran Associates, Inc., 2019. URL <https://proceedings.neurips.cc/paper/2019/file/adf7ee2dcf142b0e11888e72b43fcb75-Paper.pdf>.
- Cirqueira, D., Nedbal, D., Helfert, M., and Bezbradica, M. Scenario-based requirements elicitation for user-centric explainable ai. In Holzinger, A., Kieseberg, P., Tjoa, A. M., and Weippl, E. (eds.), *Machine Learning and Knowledge Extraction*, pp. 321–341, Cham, 2020. Springer International Publishing. ISBN 978-3-030-57321-8.
- Dhurandhar, A., Chen, P.-Y., Luss, R., Tu, C.-C., Ting, P., Shanmugam, K., and Das, P. Explanations based on the missing: Towards contrastive explanations with pertinent negatives. In *Proceedings of the 32nd International Conference on Neural Information Processing Systems*, NIPS'18, pp. 590–601, Red Hook, NY, USA, 2018. Curran Associates Inc.
- Doshi-Velez, F. and Kim, B. Towards A Rigorous Science of Interpretable Machine Learning. feb 2017. URL <http://arxiv.org/abs/1702.08608>.
- Evans, T., Retzlaff, C. O., Geißler, C., Kargl, M., Plass, M., Müller, H., Kiehl, T.-R., Zerbe, N., and Holzinger, A. The explainability paradox: Challenges for xai in digital pathology. *Future Generation Computer Systems*, 133:281–296, 2022. ISSN 0167-739X. doi: <https://doi.org/10.1016/j.future.2022.03.009>. URL <https://www.sciencedirect.com/science/article/pii/S0167739X22000838>.
- Ferreira, J. J. and Monteiro, M. S. What Are People Doing About XAI User Experience? A Survey on AI Explainability Research and Practice. pp. 56–73. Springer, Cham, jul 2020. doi: 10.1007/978-3-030-49760-6\_4. URL [http://link.springer.com/10.1007/978-3-030-49760-6\\_{\\_}4](http://link.springer.com/10.1007/978-3-030-49760-6_{_}4).
- Friedman, J. H. Greedy function approximation: A gradient boosting machine. *The Annals of Statistics*, 29(5):1189–1232, oct 2001. doi: 10.1214/aos/1013203451. URL <http://projecteuclid.org/euclid.aos/1013203451>.
- Frosst, N. and Hinton, G. Distilling a Neural Network Into a Soft Decision Tree. Technical report, 2017. URL <https://arxiv.org/pdf/1711.09784.pdf>.
- Goyal, Y., Wu, Z., Ernst, J., Batra, D., Parikh, D., and Lee, S. Counterfactual visual explanations. In Chaudhuri, K. and Salakhutdinov, R. (eds.), *Proceedings of the 36th International Conference on Machine Learning*, volume 97 of *Proceedings of Machine Learning Research*, pp. 2376–2384. PMLR, 09–15 Jun 2019. URL <https://proceedings.mlr.press/v97/goyal19a.html>.
- Gregor, S. and Benbasat, I. Explanations from Intelligent Systems: Theoretical Foundations and Implications for Practice. *MIS Quarterly*, 23(4): 497, dec 1999. ISSN 02767783. doi: 10.2307/249487. URL <https://www.jstor.org/stable/249487?origin=crossref>.
- Guidotti, R., Monreale, A., Ruggieri, S., Pedreschi, D., Turini, F., and Giannotti, F. Local Rule-Based Explanations of Black Box Decision Systems. may 2018. URL <http://arxiv.org/abs/1805.10820>.
- Habiba, U.-E., Bogner, J., and Wagner, S. Can requirements engineering support explainable artificial intelligence? towards a user-centric approach for explainabil-

- ity requirements. In *2022 IEEE 30th International Requirements Engineering Conference Workshops (REW)*, pp. 162–165, 2022. doi: 10.1109/REW56159.2022.00038.
- Holzinger, A., Malle, B., Kieseberg, P., Roth, P. M., Müller, H., Reihs, R., and Zatloukal, K. Towards the Augmented Pathologist: Challenges of Explainable-AI in Digital Pathology. dec 2017. URL <http://arxiv.org/abs/1712.06657>.
- Hong, S. R., Hullman, J., and Bertini, E. Human Factors in Model Interpretability: Industry Practices, Challenges, and Needs. *Proceedings of the ACM on Human-Computer Interaction*, 4(CSCW1):1–26, 2020. ISSN 25730142. doi: 10.1145/3392878.
- Hooper, J. W. and Hsia, P. Scenario-based prototyping for requirements identification. *SIGSOFT Softw. Eng. Notes*, 7(5):88–93, April 1982. ISSN 0163-5948. doi: 10.1145/1006258.1006275. URL <https://doi.org/10.1145/1006258.1006275>.
- Huysmans, J., Dejaeger, K., Mues, C., Vanthienen, J., and Baesens, B. An empirical evaluation of the comprehensibility of decision table, tree and rule based predictive models. *Decis. Support Syst.*, 51(1):141–154, apr 2011. ISSN 0167-9236. doi: 10.1016/j.dss.2010.12.003. URL <https://doi.org/10.1016/j.dss.2010.12.003>.
- Jacobs, M., Pradier, M. F., McCoy, T. H., Perlis, R. H., Doshi-Velez, F., and Gajos, K. Z. How machine-learning recommendations influence clinician treatment selections: the example of antidepressant selection. *Translational Psychiatry*, 11(1), February 2021. doi: 10.1038/s41398-021-01224-x. URL <https://doi.org/10.1038/s41398-021-01224-x>.
- Jin, W., Carpendale, S., Hamarneh, G., and Gromala, D. Bridging AI Developers and End Users: an End-User-Centred Explainable AI Taxonomy and Visual Vocabularies. In *IEEE VIS 2019 Conference Poster Abstract*, 2019.
- Jin, W., Fatehi, M., Abhishek, K., Mallya, M., Toyota, B., and Hamarneh, G. Artificial intelligence in glioma imaging: challenges and advances. *Journal of neural engineering*, 17(2):021002, 2020. ISSN 17412552. doi: 10.1088/1741-2552/ab8131.
- Jin, W., Fan, J., Gromala, D., Pasquier, P., Li, X., and Hamarneh, G. Transcending XAI algorithm boundaries through end-user-inspired design, 2022a. URL <https://arxiv.org/abs/2208.08739>.
- Jin, W., Fatehi, M., Guo, R., and Hamarneh, G. Evaluating the clinical utility of artificial intelligence assistance and its explanation on glioma grading task. *medRxiv*, 2022b. doi: 10.1101/2022.12.07.22282726. URL <https://www.medrxiv.org/content/early/2022/12/09/2022.12.07.22282726>.
- Jin, W., Li, X., and Hamarneh, G. Evaluating explainable ai on a multi-modal medical imaging task: Can existing algorithms fulfill clinical requirements? *Proceedings of the AAAI Conference on Artificial Intelligence*, 36(11): 11945–11953, Jun. 2022c. doi: 10.1609/aaai.v36i11.21452. URL <https://ojs.aaai.org/index.php/AAAI/article/view/21452>.
- Jin, W., Li, X., Fatehi, M., and Hamarneh, G. Guidelines and evaluation of clinical explainable ai in medical image analysis. *Medical Image Analysis*, 84:102684, 2023a. ISSN 1361-8415. doi: <https://doi.org/10.1016/j.media.2022.102684>. URL <https://www.sciencedirect.com/science/article/pii/S1361841522003127>.
- Jin, W., Li, X., and Hamarneh, G. Rethinking AI explainability and plausibility. 2023b.
- Kawahara, J., Moriarty, K. P., and Hamarneh, G. Graph geodesics to find progressively similar skin lesion images. In *Lecture Notes in Computer Science (including subseries Lecture Notes in Artificial Intelligence and Lecture Notes in Bioinformatics)*, volume 10551 LNCS, pp. 31–41, 2017. ISBN 9783319676746. doi: 10.1007/978-3-319-67675-3\_4. URL <https://www2.cs.sfu.ca/~hamarneh/ecopy/miccai{ }grail2017.pdf>.
- Kim, B., Khanna, R., and Koyejo, O. O. Examples are not enough, learn to criticize! criticism for interpretability. In Lee, D. D., Sugiyama, M., Luxburg, U. V., Guyon, I., and Garnett, R. (eds.), *Advances in Neural Information Processing Systems 29*, pp. 2280–2288. Curran Associates, Inc., 2016. URL <http://papers.nips.cc/paper/6300-examples-are-not-enough-learn-to-criticize-pdf>.
- Kim, B., Wattenberg, M., Gilmer, J., Cai, C., Wexler, J., Viegas, F., and sayres, R. Interpretability beyond feature attribution: Quantitative testing with concept activation vectors (TCAV). volume 80 of *Proceedings of Machine Learning Research*, pp. 2668–2677, Stockholmsmässan, Stockholm Sweden, 10–15 Jul 2018. PMLR. URL <http://proceedings.mlr.press/v80/kim18d.html>.
- Kim, S. S. Y., Meister, N., Ramaswamy, V. V., Fong, R., and Russakovsky, O. HIVE: Evaluating the human in-

- terpretability of visual explanations. In *European Conference on Computer Vision (ECCV)*, 2022.
- Kleinberg, J., Lakkaraju, H., Leskovec, J., Ludwig, J., Mullainathan, S., Abrams, D., Alsdorf, M., Cohen, M., Crohn, A., Cusick, G. R., Dierks, T., Donohue, J., Dupont, M., Egan, M., Glazer, E., Gottschall, J., Hess, N., Kane, K., Kellam, L., LascaleaGruenewald, A., Loeffler, C., Milgram, A., Raphael, L., Rohlf, C., Rosenbaum, D., Salo, T., Shleifer, A., Sojourner, A., Sowerby, J., Sunstein, C., Sviridoff, M., Turner, E., and John, J. Human Decisions and Machine Predictions. (September):1–53, 2017. doi: 10.1093/qje/qjx032/4095198/Human-Decisions-and-Machine-Predictions. URL <https://academic.oup.com/qje/article-abstract/doi/10.1093/qje/qjx032/4095198/Human-Decisions-and-Machine-Predictions>.
- Kolodner, J. L. An introduction to case-based reasoning. *Artificial Intelligence Review*, 6(1):3–34, mar 1992. ISSN 02692821. doi: 10.1007/BF00155578. URL <https://link.springer.com/article/10.1007/BF00155578>.
- Laato, S., Tiainen, M., Islam, A. N., and Mäntymäki, M. How to explain AI systems to end users: a systematic literature review and research agenda. *Internet Research*, 32(7):1–31, May 2022. doi: 10.1108/intr-08-2021-0600. URL <https://doi.org/10.1108/intr-08-2021-0600>.
- Lakkaraju, H. and Bastani, O. "how do i fool you?": Manipulating user trust via misleading black box explanations. In *Proceedings of the AAAI/ACM Conference on AI, Ethics, and Society*, AIES '20, pp. 79–85, New York, NY, USA, 2020. Association for Computing Machinery. ISBN 9781450371100. doi: 10.1145/3375627.3375833. URL <https://doi.org/10.1145/3375627.3375833>.
- Li, O., Liu, H., Chen, C., and Rudin, C. Deep learning for case-based reasoning through prototypes: A neural network that explains its predictions. In *AAAI*, 2018.
- Liao, Q. V. and Varshney, K. R. Human-centered explainable AI (XAD): from algorithms to user experiences. *CoRR*, abs/2110.10790, 2021. URL <https://arxiv.org/abs/2110.10790>.
- Lim, B. Y., Yang, Q., Abdul, A., and Wang, D. Why these Explanations? Selecting Intelligibility Types for Explanation Goals. pp. 7, 2019. doi: 10.1145/1234567890. URL <https://doi.org/10.1145/1234567890>.
- Lundberg, S. M. and Lee, S.-I. A unified approach to interpreting model predictions. In Guyon, I., Luxburg, U. V., Bengio, S., Wallach, H., Fergus, R., Vishwanathan, S., and Garnett, R. (eds.), *Advances in Neural Information Processing Systems*, volume 30. Curran Associates, Inc., 2017. URL <https://proceedings.neurips.cc/paper/2017/file/8a20a8621978632d76c43dfd28b67767-Paper.pdf>.
- Lundberg, S. M., Allen, P. G., and Lee, S.-I. A Unified Approach to Interpreting Model Predictions. In *Advances in Neural Information Processing Systems 30*, pp. 4765–4774, 2017. URL <https://github.com/slundberg/shap>.
- Mahendran, A. and Vedaldi, A. Understanding Deep Image Representations by Inverting Them. nov 2014. URL <http://arxiv.org/abs/1412.0035>.
- Mehrabi, N., Morstatter, F., Saxena, N., Lerman, K., and Galstyan, A. A Survey on Bias and Fairness in Machine Learning. 2019. URL <http://arxiv.org/abs/1908.09635>.
- Miller, T. Explanation in artificial intelligence: Insights from the social sciences. *Artificial Intelligence*, 267:1–38, 2019. ISSN 0004-3702. doi: <https://doi.org/10.1016/j.artint.2018.07.007>. URL <https://www.sciencedirect.com/science/article/pii/S0004370218305988>.
- Miller, T., Hower, P., and Sonenberg, L. Explainable AI: beware of inmates running the asylum. In *IJCAI 2017 workshop on explainable artificial intelligence (XAI)*, number October, pp. 363, 2017. doi: 10.1016/j.foodchem.2017.11.091. URL <http://home.earthlink.net/>.
- Ming, Y., Qu, H., and Bertini, E. RuleMatrix: Visualizing and Understanding Classifiers with Rules. *IEEE Transactions on Visualization and Computer Graphics*, 25(1):342–352, jan 2019. ISSN 1077-2626. doi: 10.1109/TVCG.2018.2864812. URL <https://ieeexplore.ieee.org/document/8440085/>.
- Mohseni, S., Zarei, N., and Ragan, E. D. A multidisciplinary survey and framework for design and evaluation of explainable ai systems. *ACM Trans. Interact. Intell. Syst.*, 11(3–4), sep 2021. ISSN 2160-6455. doi: 10.1145/3387166. URL <https://doi.org/10.1145/3387166>.
- Narayanan, M., Chen, E., He, J., Kim, B., Gershman, S., and Doshi-Velez, F. How do Humans Understand Explanations from Machine Learning Systems? An Evaluation of the Human-Interpretability of Explanation.



- feb 2018. URL <http://arxiv.org/abs/1802.00682>.
- Nguyen, G., Kim, D., and Nguyen, A. The effectiveness of feature attribution methods and its correlation with automatic evaluation scores. In Ranzato, M., Beygelzimer, A., Dauphin, Y., Liang, P., and Vaughan, J. W. (eds.), *Advances in Neural Information Processing Systems*, volume 34, pp. 26422–26436. Curran Associates, Inc., 2021. URL <https://proceedings.neurips.cc/paper/2021/file/de043a5e421240eb846da8effe472ff1-Paper.pdf>.
- Nunes, I. and Jannach, D. A systematic review and taxonomy of explanations in decision support and recommender systems. *User Modeling and User-Adapted Interaction*, 27(3-5):393–444, 2017. ISSN 15731391. doi: 10.1007/s11257-017-9195-0.
- Olah, C., Mordvintsev, A., and Schubert, L. Feature visualization. *Distill*, 2(11), November 2017. doi: 10.23915/distill.00007. URL <https://doi.org/10.23915/distill.00007>.
- Ribeiro, M. T., Singh, S., and Guestrin, C. "why should i trust you?": Explaining the predictions of any classifier. In *Proceedings of the 22nd ACM SIGKDD International Conference on Knowledge Discovery and Data Mining*, KDD '16, pp. 1135–1144, New York, NY, USA, 2016. Association for Computing Machinery. ISBN 9781450342322. doi: 10.1145/2939672.2939778. URL <https://doi.org/10.1145/2939672.2939778>.
- Ribeiro, M. T., Singh, S., and Guestrin, C. Anchors: High-precision model-agnostic explanations. In *AAAI Conference on Artificial Intelligence (AAAI)*, 2018.
- Rosson, M. B. and Carroll, J. M. *Scenario-Based Design*, pp. 1032–1050. L. Erlbaum Associates Inc., USA, 2002. ISBN 0805838384.
- Schneider, J. and Handali, J. P. Personalized explanation in machine learning. *ArXiv*, abs/1901.00770, 2019.
- Shang, R., Feng, K. J. K., and Shah, C. Why am i not seeing it? understanding users' needs for counterfactual explanations in everyday recommendations. In *2022 ACM Conference on Fairness, Accountability, and Transparency*, FAccT '22, pp. 1330–1340, New York, NY, USA, 2022. Association for Computing Machinery. doi: 10.1145/3531146.3533189. URL <https://doi.org/10.1145/3531146.3533189>.
- Shapley, L. S. *Notes on the n-Person Game – II: The Value of an n-Person Game*. RAND Corporation, Santa Monica, CA, 1951.
- Shen, H. and Huang, T.-H. How useful are the machine-generated interpretations to general users? a human evaluation on guessing the incorrectly predicted labels. In *Proceedings of the AAAI Conference on Human Computation and Crowdsourcing*, volume 8, pp. 168–172, 2020.
- Simonyan, K., Vedaldi, A., and Zisserman, A. Deep Inside Convolutional Networks: Visualising Image Classification Models and Saliency Maps. Technical report, 2013. URL <https://arxiv.org/abs/1312.6034v2>.
- Siu, H. C., Pena, J. D., Chen, E., Zhou, Y., Lopez, V., Palko, K., Chang, K. C., and Allen, R. E. Evaluation of human-AI teams for learned and rule-based agents in hanabi. In Beygelzimer, A., Dauphin, Y., Liang, P., and Vaughan, J. W. (eds.), *Advances in Neural Information Processing Systems*, 2021. URL <https://openreview.net/forum?id=bB-10cnS3E>.
- Suresh, H., Gomez, S. R., Nam, K. K., and Satyanarayan, A. Beyond expertise and roles: A framework to characterize the stakeholders of interpretable machine learning and their needs. In *Proceedings of the 2021 CHI Conference on Human Factors in Computing Systems*, CHI '21, New York, NY, USA, 2021. Association for Computing Machinery. ISBN 9781450380966. doi: 10.1145/3411764.3445088. URL <https://doi.org/10.1145/3411764.3445088>.
- Taesiri, M. R., Nguyen, G., and Nguyen, A. Visual correspondence-based explanations improve AI robustness and human-AI team accuracy. In Oh, A. H., Agarwal, A., Belgrave, D., and Cho, K. (eds.), *Advances in Neural Information Processing Systems*, 2022. URL <https://openreview.net/forum?id=UavQ9HYye6n>.
- Tan, S., Caruana, R., Hooker, G., Koch, P., and Gordo, A. Learning Global Additive Explanations for Neural Nets Using Model Distillation. Technical report, 2018. URL <https://youtu.be/ErQYwNqzEdc>.
- Turner, A., Kaushik, M., Huang, M.-T., and Varanasi, S. Calibrating Trust in AI-Assisted Decision Making. 2020.
- Ustun, B. and Rudin, C. Supersparse linear integer models for optimized medical scoring systems. *Mach. Learn.*, 102(3):349–391, 2016. URL <https://doi.org/10.1007/s10994-015-5528-6>.
- Vaughan, J. W. and Wallach, H. A Human-Centered Agenda for Intelligible Machine Learning. In *Machines We Trust: Perspectives on Dependable AI*. The MIT Press, 08 2021. ISBN 9780262366212. doi: 10.7551/mitpress/12186.003.0014. URL <https://doi.org/10.7551/mitpress/12186.003.0014>.

- Wolf, C. T. Explainability scenarios: Towards scenario-based XAI design. *International Conference on Intelligent User Interfaces, Proceedings IUI*, Part F1476:252–257, 2019. doi: 10.1145/3301275.3302317.
- Yang, F., Huang, Z., Scholtz, J., and Arendt, D. L. How do visual explanations foster end users’ appropriate trust in machine learning? In *Proceedings of the 25th International Conference on Intelligent User Interfaces, IUI ’20*, pp. 189–201, New York, NY, USA, 2020. Association for Computing Machinery. ISBN 9781450371186. doi: 10.1145/3377325.3377480. URL <https://doi.org/10.1145/3377325.3377480>.
- Yang, H., Rudin, C., and Seltzer, M. Scalable bayesian rule lists. In *Proceedings of the 34th International Conference on Machine Learning - Volume 70, ICML’17*, pp. 3921–3930. JMLR.org, 2017.
- Yin, M., Wortman Vaughan, J., and Wallach, H. Understanding the effect of accuracy on trust in machine learning models. In *Proceedings of the 2019 CHI Conference on Human Factors in Computing Systems, CHI ’19*, pp. 1–12, New York, NY, USA, 2019. Association for Computing Machinery. ISBN 9781450359702. doi: 10.1145/3290605.3300509. URL <https://doi.org/10.1145/3290605.3300509>.
- Zhang, Q., Yang, Y., Ma, H., and Wu, Y. N. Interpreting CNNs via Decision Trees. jan 2018. URL <http://arxiv.org/abs/1802.00121>.
- Zhang, Y., Liao, Q. V., and Bellamy, R. K. E. Effect of Confidence and Explanation on Accuracy and Trust Calibration in AI-Assisted Decision Making. *FAT\* 2020 - Proceedings of the 2020 Conference on Fairness, Accountability, and Transparency*, pp. 295–305, jan 2020a. doi: 10.1145/3351095.3372852. URL <http://arxiv.org/abs/2001.02114><http://dx.doi.org/10.1145/3351095.3372852>.
- Zhang, Y., Vera Liao, Q., and Bellamy, R. K. Effect of confidence and explanation on accuracy and trust calibration in AI-assisted decision making. *FAT\* 2020 - Proceedings of the 2020 Conference on Fairness, Accountability, and Transparency*, pp. 295–305, 2020b. doi: 10.1145/3351095.3372852.
- Zhou, B., Khosla, A., Lapedriza, A., Oliva, A., and Torralba, A. Learning Deep Features for Discriminative Localization. Technical report, 2015. URL <http://cnnlocalization.csail.mit.edu>.