

# Continuous-time convolutions model of event sequences

Vladislav Zhuzhel  
Skoltech  
Moscow, Russia  
vladislav.zhuzhel@skoltech.ru

Vsevolod Grabar  
Skoltech  
Moscow, Russia  
v.grabar@skoltech.ru

Galina Boeva  
Skoltech  
Moscow, Russia

Artem Zabolotnyi  
Skoltech  
Moscow, Russia

Alexander Stepikin  
Skoltech  
Moscow, Russia  
MIPT  
Moscow, Russia

Vladimir Zholobov  
Skoltech  
Moscow, Russia  
MIPT  
Moscow, Russia

Maria Ivanova  
Sber AI Lab  
Skoltech  
Moscow, Russia

Mikhail Orlov  
Sber AI Lab  
Moscow, Russia

Ivan Kireev  
Sber AI Lab  
Moscow, Russia

Evgeny Burnaev  
Skoltech  
AIRI  
Moscow, Russia

Rodrigo Rivera-Castro  
CDTM  
Munich, Germany

Alexey Zaytsev  
BIMSA  
Beijing, China  
Skoltech  
Moscow, Russia

## ABSTRACT

Massive samples of event sequences data occur in various domains, including e-commerce, healthcare, and finance. There are two main challenges regarding inference of such data: computational and methodological. The amount of available data and the length of event sequences per client are typically large, thus it requires long-term modelling. Moreover, this data is often sparse and non-uniform, making classic approaches for time series processing inapplicable. Existing solutions include recurrent and transformer architectures in such cases. To allow continuous time, the authors introduce specific parametric intensity functions defined at each moment on top of existing models. Due to the parametric nature, these intensities represent only a limited class of event sequences.

We propose the COTIC method based on a continuous convolution neural network suitable for non-uniform occurrence of events in time. In COTIC, dilations and multi-layer architecture efficiently handle dependencies between events. Furthermore, the model provides general intensity dynamics in continuous time — including self-excitement encountered in practice.

The COTIC model outperforms existing approaches on majority of the considered datasets, producing embeddings for an event sequence that can be used to solve downstream tasks — e.g. predicting next event type and return time. The code of the proposed method can be found in the GitHub repository <sup>1</sup>.

## CCS CONCEPTS

• **Computer systems organization** → **Embedded systems**; *Redundancy*; Robotics; • **Networks** → Network reliability.

## KEYWORDS

marked temporal point process; continuous-time sequences; one-dimensional convolutions; neural networks; self-exciting point process; return time prediction

## ACM Reference Format:

Vladislav Zhuzhel, Vsevolod Grabar, Galina Boeva, Artem Zabolotnyi, Alexander Stepikin, Vladimir Zholobov, Maria Ivanova, Mikhail Orlov, Ivan Kireev, Evgeny Burnaev, Rodrigo Rivera-Castro, and Alexey Zaytsev. 2023. Continuous-time convolutions model of event sequences. In *KDD '23: SIGKDD conference on knowledge discovery and data mining*. ACM, New York, NY, USA, 9 pages. <https://doi.org/XXXXXXXX.XXXXXXX>

## 1 INTRODUCTION

A lot of real-world processes are event sequences: bank transactions [29], purchases at a shop [18], network traffic [24], series of messages, social media posts, views of TV programs, flows of customers, etc. Consequently, there is a growing need to model such data, e.g. one may be interested in predicting the banking activity

<sup>1</sup><https://github.com/VladislavZh/COTIC>

Permission to make digital or hard copies of all or part of this work for personal or classroom use is granted without fee provided that copies are not made or distributed for profit or commercial advantage and that copies bear this notice and the full citation on the first page. Copyrights for components of this work owned by others than ACM must be honored. Abstracting with credit is permitted. To copy otherwise, or republish, to post on servers or to redistribute to lists, requires prior specific permission and/or a fee. Request permissions from [permissions@acm.org](https://permissions.acm.org).

*KDD '23, August 06–10, 2023, SIGKDD, USA*

© 2023 Association for Computing Machinery.  
ACM ISBN 978-1-4503-XXXX-X/18/06...\$15.00  
<https://doi.org/XXXXXXXX.XXXXXXX>

Model	Return Time MAE	Event Type Accuracy	Mean rank
WaveNet	5.625	<u>3.250</u>	4.438
THP2SAHP	3.750	3.875	3.812
Neural Hawkes	<b>2.125</b>	3.500	<u>2.812</u>
THP	4.438	4.562	4.500
RMTPP	4.312	3.688	4.000
CCNN	5.375	–	–
COTIC (ours)	<u>2.375</u>	<b>2.375</b>	<b>2.375</b>

**Table 1: Ranks for methods averaged over 8 considered diverse datasets. Lower rank means that the method is closer to the top-1 method (with the rank one) for a problem. Best results are highlighted with bold font, second best results are underlined. Dash indicates that the model is not targeted for a specific task.**

of a particular customer or estimating the timing of the next purchase made at an online marketplace. This knowledge provides new perspectives for a business: for instance, one important real-world problem is churn prediction [3]. Timely churn prediction straightforwardly leads to more precise and effective marketing campaigns. The diversity of available data makes the event sequence modelling, as different cases have their own peculiarities.

We focus on the representation of event sequences as temporary point processes closely related to time series with non-uniform measurements. The most basic approach to model such data is the Poisson process [13, 14]. However, it could only be used as the first approximation since it doesn't take into account the previous history of events. Consequently, it is more reasonable to consider a self-exciting point process or the Hawkes process [8]. In this case, previous events modify the future intensity of the event flow. Initial ideas by Hawkes assumed that an occurrence of an event in the past positively affects the intensity of future events. This assumption holds to some real-world domains, for example, when one considers social media posts spread [16]. However, it is not always the case; sometimes, previous events can decrease the probability of the next event. The corresponding dynamic can be quite complex. Various research papers propose ideas to deal with these limitations.

In particular, constant advances in deep learning techniques make researchers look for efficient neural architectures to model event sequences. The work [21] adapts standard LSTM [9] network to work with non-uniform sequences as this architecture efficiently handles long-term dependencies and deals with the effects not taken into account by the Hawkes process. Despite the fact that LSTM network is superior to standard RNNs in capturing long-term time dependencies in data, it has some drawbacks as well. For example, training of LSTMs could suffer from gradient explosion and it is not possible to parallelize the computational process due to the sequential nature of data supplied to the model. To overcome these issues, the Transformer Hawkes Process (THP) [37] was proposed. It adopts the attention mechanism for event sequence modelling. While efficiently identifying long-term dependencies, it can also be optimized in a parallel manner since THP doesn't have a recurrent structure. However, training time of this model is still relatively long.

In this work, we propose to use Continuous-Time Convolutional neural network model (COTIC) to construct representations of a temporal point process and predict its' intensity. Our contributions are the following:

- We propose COTIC based on one-dimensional continuous convolutional neural network architecture.
- Our model takes into account the continuous-time structure of the point process while learning its parameters and predicting target variables from representations at any point in time.
- Our model doesn't imply any parametric structure for the probability interpolation between events, thus we able to model large variety of possible dependencies between events.
- We consider two downstream problems for the model: the time-to-next-event (return time) estimation and the next event type prediction. On average, we obtain better results than SOTA for the point processes for next event type prediction; return time estimation shows the second results. One can see the average performance ranks in Table 1.
- Training time of our approach is comparable to that of existing baselines. So, our approach is both accurate and efficient. It is worth noting that the only model that provides comparable results is much slower than our method, because NeuralHawkes is based on a continuous recurrent neural network.

## 2 RELATED WORK

We refer an interested reader for the overview of the current state of the field to the paper [25]. Here we provide more details of the most relevant papers to put our work in context.

*Temporal point processes (TPPs).* Practically, event sequences are realizations of marked temporal point processes. Point processes are random processes with realizations consisting of finite sets of points or events. For a *temporal* point process, each point lies on a temporal  $\mathbb{R}^1$  line. Consequently, there is a time associated with each event. For a *marked* temporal point process we have an additional mark or a vector of features associated with each point. We can say that the vector of features belongs to  $\mathbb{R}^d$  [31]. Self-exciting point processes are of particular interest, as they assume that the future intensity of events depends on history. Typically, past events increase intensity in the future – for example, in case for retweets in social networks [22] or the spread of a virus [4].

*Deep learning for TPPs.* While classic machine learning succeeds in modeling a complex dynamic of event sequences [35], the introduction of deep learning leads to more adaptability and, consequently, better results [20]. The improvement comes from flexible deep neural networks that can process sequences of arbitrary complexity if a training sample is large enough. Moreover, representation capabilities emerge as a neural network may output representations for each moment, an event, or an event sequence as a whole, making possible solutions to other downstream problems by reusing these representations. On the contrary, the main downside of the usage of deep learning is higher computational costs to train such models [36].

A variety of deep learning architectures results in a multitude of ways to model temporal point processes to benefit most from advantages, while avoiding downsides. Historically, the first papers considered different recurrent architectures like Continuous LSTM [20] or RMTTP [5]. Adaptation of transformer architectures followed via e.g. [33, 37]. The convolutional neural network has been considered directly in [26], where the authors achieved some promising results. However, their architecture has only two layers, with only the first one being responsible for changing time from non-uniform to uniform. The papers on state-space layers [7] also mention the non-uniformity of time as one of the challenges while not providing a recipe for an efficient non-uniform time state-space layer.

We also note that TPP-based learning happens in a self-supervised way without additional label information, as we can get event types and event occurrence times from the data itself. However, direct approaches for treating sequential data in a self-supervised way for time series and event sequences based on contrastive [2, 32], non-contrastive [19] and generative strategies [11] are complementary to TPPs.

*Research gap.* The main challenge for applying convolutional neural networks as models for TPPs is the non-uniformity of time series. Instead of learning values at discrete points of a convolutional kernel, we should learn the kernel as a whole. Recent results demonstrate that this scenario is admissible [23]. There exists an application of similar idea [26], where, due to limited model size, the model cannot capture complex dependency structures in data. We aim to produce a model based on convolutional architecture that would be accurate and fast both in training and inference.

## 3 PRELIMINARIES

### 3.1 Intensity function and likelihood

When one deals with event sequences, there is an open question: how to consider the non-uniform nature of time lags. One of the approaches is to use the intensity function.

Let's consider the event sequence  $S = \{(t_i, m_i)\}_{i=1}^L$ . Each event is described as a tuple of time and event mark. One can consider return time  $T_i = t_i - t_{i-1}$  as a random variable. Then, one can introduce its PDF, which shows the probability of the event to happen in an infinitely small interval, and the Survival Function, equal to the probability that the event has not happened till the moment of  $t$ :

$$f(t) = \lim_{\Delta t \rightarrow +0} \frac{\mathbb{P}(t < T_i \leq t + \Delta t)}{\Delta t}, \quad (1)$$

$$S(t) = \mathbb{P}(T_i \geq t) = \int_t^\infty f(z) dz. \quad (2)$$

Consequently, we denote the intensity function of the sequence:

$$\lambda(t) = \mathbb{E} \left[ \frac{dN(t)}{dt} \right] = \frac{f(t)}{S(t)}, \quad (3)$$

where  $N(t) = \#\{t_j: t_j < t\}$  – the number of events occurred before time  $t$ .

The main benefit of using the intensity function instead of the PDF is that it has less restrictions. The intensity has to be non-negative and should lay in  $L_1$ . There is no need to check that it integrates to 1 as it would be if we were to work with the PDF.

In the same time, it is easy to connect the intensity function with the PDF. If one considers an event sequence  $S_{1:k}$ , the chain rule should be applied for the calculation of its likelihood:

$$\begin{aligned} f(s) &= f(t_1)f(t_2|t_1) \cdot \dots \cdot f(t_k|t_1, \dots, t_{k-1}) = \\ &= \exp\left(-\int_0^T \lambda(t) dt\right) \prod_{j=1}^k \lambda(t_j). \end{aligned} \quad (4)$$

Once a  $model(s, \theta)$  which returns the intensity is defined, it is possible to optimize this model via the likelihood maximization. However, one should notice that, from the computational stability point of view, it is beneficial to optimize the logarithm of likelihood instead.

However, one can notice that it is not straightforward to compute the integral in the likelihood, as the neural net predictions can be complex and cannot be integrated easily. Regarding this obstacle, Monte-Carlo estimator of the integral may be considered.

### 3.2 Baselines

There are plenty of works which cover event sequence forecasting. In this section, we provide a brief review of the methods we compare our model with.

*WaveNet.* WaveNet is a well known architecture that was proposed in [28]. Despite the fact that this model was designed for audio generation, it can be easily modified for time series forecasting. Moreover, the ideas of this architecture make this model very efficient. Dilated convolutions that are used in this model allow the model to be fast and have big receptive field in the same time. This inspired us to compare with this model. However, WaveNet is not directly applicable to event sequence forecasting. To overcome this issue we used time lag as additional feature to the model.

*Neural Hawkes Process.* One of the first neural models that were proposed for event sequences was Neural Hawkes Process [20]. This model uses LSTM-like architecture with additional evolution of the hidden states between events. The main benefit of this model is that it has almost no assumptions on the parametric structure for the intensity interpolation. However, Neural Hawkes is very slow in its performance.

*Recurrent Marked Temporal Point Processes.* RMTTP [5] is another RNN-based model that was proposed for event sequence forecasting. However, in contrast to Neural Hawkes, this model has some parametric structure for the intensity interpolation, that makes it less expressive.

*Transformer Hawkes Model.* Transformer is a superior architecture for NLP problems. This fact inspired the authors of [37] to use transformers in an event sequence set up. The main benefit of transformer in comparison to RNN-like models is that it doesn't struggle from short memory and vanishing and exploding gradients. However, the solution has some parametric assumptions on the intensity interpolation.

*Continuous CNN for Nonuniform Time Series.* In one of the recent works [26], it was proposed to use Continuous Convolutional Neural Networks (CCNNs) for the analysis of nonuniform time series. This method is the closest to the solution that we propose,

however it has some important differences and drawbacks regarding event sequence forecasting. The authors of the paper address several problems, i.e. auto-regressive time series forecasting, speech interpolation and estimation of the intensity function for temporal point processes. However, the latter was not the main goal of the paper, thus, the architecture itself was designed for other problems originally.

The model consists of three parts:

- *The non-uniform convolution layer* has the following form:

$$y(t_{out}) = \sum_{i=1}^k \mathbf{k}(t_{out} - t_i) \mathbf{m}(t_i) + \beta(t_{out}), \quad (5)$$

where  $\mathbf{k}(\cdot)$  is the kernel function;  $\beta(\cdot)$  is the collapsed bias function.

- *Two-Hot Encoding of time intervals.* The main idea is to split a time range into  $d - 1$  intervals with a constant width  $\delta$ . Let  $\pi_1, \pi_2, \dots, \pi_d$  be the intervals' edges. Denote the time interval value to encode as  $\Delta t$  and suppose that it falls into the interval  $[\pi_k, \pi_{k+1})$ . Then,

$$\mathbf{g}_k = \frac{\pi_{k+1} - \Delta t}{\delta}, \quad \mathbf{g}_{k+1} = \frac{\Delta t - \pi_k}{\delta}; \quad (6)$$

$$\mathbf{g}_l = 0, \forall l \notin \{k, k+1\},$$

where  $\mathbf{g}_k$  denotes the  $k$ -th element of  $\mathbf{g}$  – the resulting time-encoding vector.

- *Intensity function restoration.* Once the embeddings of a historical sequence are learned by the proposed CCNN model (5):

$$\mathbf{h}_k = \text{CCNN}(S_{1:k}).$$

The intensity function  $\lambda(t), t > t_k$  is obtained in the following form:

$$\lambda(t) = \exp(\mathbf{v}^T \mathbf{h}_k + w(t - t_k) + b), \quad (7)$$

where  $\mathbf{v}$ ,  $w$  and  $b$  are trainable parameters.

Originally, the model was designed for signal restoration. In this case, there is some underlying real signal that can be defined in any point. This is why they propose to use only one continuous layer and allocate some points after that, therefore transforming non-uniform time series to a uniform one. The efficacy of the model can be increased via adding additional classic 1d convolutions on top of this uniform time series obtained after the first layer. However, in case of the event sequence, events themselves are of high importance and we shouldn't ignore this information in the next layers. Also, it is an open question, how one should define the point. Moreover, in the end they still have some parametric interpolation.

## 4 METHODS

In this section, we describe our Continuous-time Convolutions (COTIC) model and highlight its differences from other neural models for the processing of event sequences data.

### 4.1 COTIC model of event sequences

**4.1.1 Notation.** Suppose we observe  $n$  sequences in a sample  $D = \{S_i\}_{i=1}^n$ . Each sequence consists of tuples  $S_i = \{(t_{ij}, \mathbf{m}_{ij})\}_{j=1}^{T_i}$ , where  $t_{ij} \in [0, T]$  are event times, and  $\mathbf{m}_{ij} \in \mathbb{R}^d$  denote event type marks for the  $i$ -th sequence in a dataset. If, instead of  $\mathbb{R}^d$ , we have a discrete

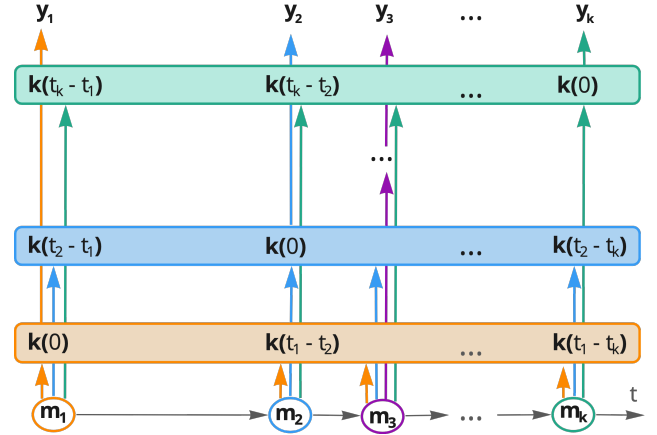


Figure 1: Scheme of the continuous-time convolutional layer used in COTIC model.

set of possible marks  $\{1, \dots, K\}$  we further associate an embedding of each mark instead. We use the notation  $S = \{(t_j, \mathbf{m}_j)\}_{j=1}^k$  when an arbitrary sequence from the dataset is meant. For the current event number  $k'$ , we denote the observations history as  $S_{1:k'} = \{(t_j, \mathbf{m}_j)\}_{j=1}^{k'}$ .

**4.1.2 Problem statements.** For an event sequence, we consider a main problem for the reconstruction of the intensity of a point process and two downstream problems on top of it: return time and event type prediction. The model itself can be divided into backbone and three heads: intensity, return time and event type. Backbone is trained using the likelihood function only and, thus, downstream problems do not alter the embeddings.

*Return time prediction.* The goal is to predict the time difference  $\Delta t_{k+1} = t_{k+1} - t_k$  from the current event  $k$  to the next one  $t_{k+1}$  using  $S_{1:k}$ .

*Event type prediction.* Events belong to  $K$  distinct types. Thus, one could aim to predict the type of the next event  $\mathbf{m}_{k+1}$  using  $S_{1:k}$ .

**4.1.3 Continuous convolution of event sequences.** As the time intervals  $[t_j, t_{j+1}]$  are not necessarily equal to each other, the considered time series are nonuniform. Standard 1-dimensional CNNs are designed for equally lagged data, however, we can extend this idea to a nonuniform case. The considered event sequence  $S$  can be rewritten in the functional form:

$$\mathbf{m}(t) = \sum_{j=1}^k \mathbf{m}_j \delta(t - t_j), \quad (8)$$

where  $\delta(\cdot)$  is the Dirac delta function.

Let  $\mathbf{k}(t): \mathbb{R} \rightarrow \mathbb{R}^{d_{out} \times d}$  be a kernel function. In order to make the model causal and prevent peaking into future, let's state  $\mathbf{k}(t) = 0, t < 0$ . We use the following definition of the convolution:

$$y(t) = (\mathbf{k} * \mathbf{m})(t) = \int_0^\infty \mathbf{k}(t - \tau) \mathbf{m}(\tau) d\tau = \sum_{j=1}^k \mathbf{k}(t - t_j) \mathbf{m}_j. \quad (9)$$

The last equality holds due to the specific form of  $\mathbf{m}(t)$  given in (8).

In our neural network layer, we can use the vector function of time  $\mathbf{y}(t)$  in two ways. The first way corresponds to our need to get  $\mathbf{y}(t)$  at some specific point. In this case, we query  $\mathbf{y}(t)$  at this moment of time to have a representation. The second way corresponds to the usage of  $\mathbf{y}(t)$  as an input to the next convolutional layer. In this case, we limit  $\mathbf{y}(t)$  to the set  $\{t_1, \dots, t_k\}$  obtaining a sequence of vectors  $\{\mathbf{y}_1, \dots, \mathbf{y}_k\}$  with  $\mathbf{y}_i = \mathbf{y}(t_i)$ . Now we use the functional form (8) to have an input to the next layer. The scheme of this continuous convolutional layer is presented in Figure 1. This approach allows us not to lose the temporal structure for all the layers and use all the benefits of the continuous convolution instead of the classic one. Also, in contrast to [26] our model can return the intensity in any point and do not imply any interpolations and there is no question on how one should choose points.

**4.1.4 COTIC model architecture.** Continuous 1-dimensional convolution introduced by (9) allows us to get a new continuous representation of an input event sequence. We propose to parameterize convolution kernel  $\mathbf{k}$  by a fully-connected neural network and stack several such convolutions to obtain embeddings of the considered sequences.

To receive embeddings at the final layer we apply different non-uniform convolution kernels to previous layers: in more detail, the proposed model applies  $L$  convolution layers to the input  $\mathbf{m}(t)$  with non-linearities  $\sigma$  being the LeakyReLU activation:

$$\mathbf{h}_{i,1:k} = \sigma(\mathbf{k}_{\theta_L} * \sigma(\dots * \sigma(\mathbf{k}_{\theta_2} * \sigma(\mathbf{k}_{\theta_1} * \mathbf{m}(t)))) \dots).$$

In order to reduce the computational complexity on each layer we use limited kernel size, that restrict the number of previous points. Also, we use dilated convolution to increase the receptive field. So, the result of the application of  $L$  convolutions layers to the sequence of events  $S_{i,1:k}$  is the matrix  $H_{i,1:k}$  that consists of embeddings for each event  $\mathbf{h}_{ij} \in \mathbb{R}^d$ . The embeddings induce the function  $\mathbf{h}(t)$  of the form (8).

Now we are ready to produce intensity function, expected event type and expected return time via the following formulas:

$$\Delta \hat{t}_{i,k+1} = \text{MLP}_1(\mathbf{h}_{i,k}), \quad (10)$$

$$\hat{m}_{i,k+1} = \text{MLP}_2(\mathbf{h}_{i,k}), \quad (11)$$

$$\lambda(t) = \text{softplus}(\text{Linear}(\sigma(\mathbf{k}_{\theta_\lambda} * \mathbf{h}(t)))). \quad (12)$$

Here  $\text{MLP}_i$  are multi-layer perceptron prediction head networks,  $\Delta \hat{t}_{i,k+1}$  is the predicted return time for the  $(k+1)$ -th event,  $\hat{m}_{i,k+1}$  is the predicted event type,  $\lambda(t)$  is the estimated vector process intensity function that has the output dimensional equal to the number of possible event types.

To sum up, once the embeddings  $\mathbf{h}_i$  of a sequence are obtained by a  $L$ -layer CCNN, they are fed into MLPs to produce the final predictions. We use one additional continuous convolution followed by a linear layer to estimate the intensity function of the process at an arbitrary time step.

**4.1.5 Loss functions and training pipeline.** The proposed model is trained with a combined loss function consisting of several terms.

In order to train the convolutional part of the model, we use *the negative log-likelihood* derived from (4) as the loss function:

$$L_{ll} = \int_0^{t_k} \lambda(t) dt - \sum_{j=1}^k \log \lambda_{m_j}(t_j), \quad (13)$$

where the integral of the intensity function is calculated by the Monte-Carlo estimator.

The prediction heads (10), (11) are trained with the standard *LogCosh* and *CrossEntropy* losses respectively:

$$\begin{aligned} L_{time}(\hat{t}_{k+1}, t_{k+1}) &= \text{LogCosh}(\hat{t}_{k+1} - t_{k+1}) = \\ &= (\hat{t}_{k+1} - t_{k+1}) + \log(1 + e^{-2(\hat{t}_{k+1} - t_{k+1})}) \end{aligned} \quad (14)$$

$$\begin{aligned} L_{type}(\hat{m}_{k+1}, m_{k+1}) &= \text{CrossEntropy}(\hat{m}_{k+1}, m_{k+1}) = \\ &= - \sum_{l=1}^K m_{k+1}^{(l)} \log \frac{\exp(\hat{m}_{k+1}^{(l)})}{\sum_{c=1}^K \exp(\hat{m}_{k+1}^{(c)})}, \end{aligned} \quad (15)$$

where  $m_{k+1}^{(l)}$  are the scores for the true event type and  $\hat{m}_{k+1}^{(l)}$  are the predicted event type scores for the  $(k+1)$ -th event in a sequence. The loss functions above are calculated for a single sequence. Given a batch of sequences, the losses are averaged.

The resulting loss function for the prediction head training is a weighted sum:  $L_{heads} = \alpha L_{time} + \beta L_{type}$ .

The training pipeline for the model is the following. We first train its convolutional part with the log-likelihood loss (13) for  $N_0$  epochs while the prediction heads are frozen. Afterward, we continue training the whole model jointly with the combined loss  $L = L_{ll} + L_{heads}$ .

## 5 EXPERIMENTS

### 5.1 Datasets

We use several datasets of event sequences to compare our method with the others. Table 2 summarizes statistics for them, and below we provide their additional details.

Dataset	# of event types	Avg seq. len.	# of seq.
Retweet	3	108.8	29000
Amazon	8	56.5	7523
IPTV	16	3225.2	302
SO	22	72.4	33165
Age	60	862.4	30000
Mimic	65	8.6	285
Linkedin	82	3.1	2439
Meme	4977	10.8	29696

**Table 2: Statistics of the datasets used for the evaluation of the models.**

*Retweets.* [34]: The dataset presents tweets sequences where each sequence contains an origin tweet, and some follow-up tweets. We record the time and the user tag of each tweet. Further, users are grouped into three categories based on the number of their followers: "small", "medium" and "large" and these groups correspond to the three types of events.

*Amazon*. [1]: This dataset consists of around 100k user sequences with product reviews and product categories. All products are divided into 8 distinct groups.

*IPTV*. [17]: The dataset contains 7100 IPTV users viewing records from Shanghai Telecom Inc, categorizing TV programs into 16 types. In addition, the dataset consists of viewing patterns for sessions longer than 20 minutes.

*StackOverflow*. [15]: StackOverflow (SO) is a question-answering website. The website rewards users with badges to promote engagement in the community, and the same badge can be given multiple times to the same user. We collect data for a two-year period and treat each user's reward history as a sequence. Each event in the sequence signifies receipt of a particular medal.

*Age*. [6]: It contains sequences of transaction records stemming from clients at financial institutions. For each client, we have a sequence of transactions. We describe each transaction with a discrete code, identifying the type of transaction, and the Merchant Category Code, such as a "bookstore", "ATM", "drugstore", and more. According to transactions' history, we categorize clients into age categories. The data provides each client's age bin with four different bins in total.

*MIMIC-II (Electrical Medical Records)*. [10]: MIMIC collects patients' visit to a hospital's ICU in a seven-year period. We treat the visits of each patient as a separate sequence where each element in the sequence contains a time stamp and a diagnosis.

*Linkedin*. [30]: This dataset provides information on users' history of employers. There are 82 different companies comprising different event types with 2439 users in total.

*Meme (MemeTrack)*. [15]: It collects mentions of 42 thousand different memes spanning ten months, combining data on over 1.5 million documents (blogs, web articles, etc.) from over 5000 websites. Each sequence in this dataset is the life-cycle of a particular meme where each event (usage of meme) is associated with a time stamp and a website ID.

## 5.2 Training Details

For all the experiments, we split the datasets into 3 parts (train set, test set and validation set) in the ratio 8 : 1 : 1. We train the models via Adam [12] optimizer for the maximum number of 100 epochs. Training details for all the baseline methods are provided below.

*WaveNet*. As authors of original paper didn't provide the code, we used PyTorch implementation from the following GitHub repository<sup>2</sup>.

*THP (Transformer Hawkes Process)*. The main implementation of the architecture was taken from GitHub repo<sup>3</sup>. Subsequently, the model was introduced into the pipeline, in which COTIC training took place. Moreover, we recalculated the intensity function and, hence the likelihood, by interpolation, not including the current hidden state.

*THP2SAHP*. This basic approach combines THP [37] and the calculation of the intensity function from [33] implemented in GitHub repository<sup>4</sup>. Since the intensity (hence, the likelihood) calculation in

this approach uses the current hidden state, it cannot be compared with other architectures.

*Neural Hawkes*. We used PyTorch implementation from the following GitHub repo<sup>5</sup>. This realization is stable, but extremely slow, as it would take more than several days to run a single epoch for the datasets with large sequences (we marked them with asterisks in Tables 4 and 3).

*RMTPP (Recurrent Marked Temporal Point Process)*. As authors of original paper didn't provide the code, we used the popular repository on GitHub<sup>6</sup> for our experiments. With some of the datasets (Retweet, Amazon, Meme), RMTPP time loss is quickly exploding (within a single epoch), leading to the absence of results, which is reflected in our tables.

*CCNN*. Following the original architecture<sup>7</sup>, we use a model consisting of several continuous convolutional layers followed by a standard discrete convolution and a special output layer reconstructing intensity in the exponential form given by Eq. 7. Consequently, the likelihood function becomes a double exponent and this leads to a strong numerical instability of the model, i.e. overflows in exponent. To prevent this, we normalize the datasets and use strict early-stopping conditions while training.

Due to the computational complexity of some models (e.g. in case of NHP and THP), for large datasets we used random sub-sample instead of a full dataset for training. We proceeded by sampling three times 20% of entire sequences without replacement, and then averaged our results.

## 5.3 Results

*5.3.1 Main experiments*. The results of the main experiments are presented in Table 4. Figure 2 shows the intensity function reconstructed by the COTIC model for a sequence from the MIMIC dataset.

Based on these results, the following conclusions can be obtained:

- On average, regarding the obtained ranks Table 1, our method showed the best performance.
- Some datasets were extremely hard to fit in terms of the return time. In this case the best performance and stability showed Neural Hawkes, RMTPP and COTIC.
- It is worth noting that likelihood computation could vary between datasets and these values cannot be used for the comparison of different models.
- The best results have been shown by our model and Neural Hawkes. Both these methods do not imply any parametric structure and can predict a rich family of functions. This proves that the intensity function restrictions are of high importance for downstream tasks as well.
- CCNN [26], the closest solution to ours, failed and provided almost the worst result. This indicates that despite the fact that the model can be used for event sequence inference directly, its design is not suitable for our tasks.

<sup>2</sup><https://github.com/litanli/wavenet-time-series-forecasting>

<sup>3</sup><https://github.com/SimiaoZuo/Transformer-Hawkes-Process>

<sup>4</sup>[https://github.com/QiangAIResearcher/sahp\\_repo](https://github.com/QiangAIResearcher/sahp_repo)

<sup>5</sup><https://github.com/Hongrui24/NeuralHawkesPytorch>

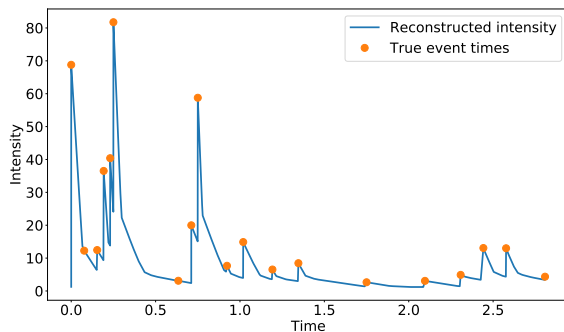
<sup>6</sup><https://github.com/woshiyya/ERPP-RMTPP>

<sup>7</sup>[https://github.com/shihui2010/continuous\\_cnn](https://github.com/shihui2010/continuous_cnn)

Model	Retweet	Amazon	IPTV	SO	Age	Mimic	Linkedin	Meme
WaveNet	1.18	0.26	0.10	1.48	0.63	0.06	0.14	5.06
THP2SAHP	205.95	86.91	72.65	249.24	214.73	1.70	15.38	1714.28
THP	208.14	98.71	74.46	21.77	33.01	1.66	4.80	78.48
Neural Hawkes	2169.00	45874.00	3547.00	3658.00	19503.00	1.07	2.50	22.54
RMTTP	–	–	38.00	96.00	1294.00	0.08	0.51	–
CCNN	86.49	35.87	6.58	106.93	166.33	0.41	2.25	170.0
COTIC (ours)	185.65	97.10	4.79	393.51	748.40	1.66	11.89	927.22

**Table 3: Training time (in seconds) per epoch for each baseline model and our approach COTIC for all eight datasets. Results with asterisks are obtained from random subsamples of corresponding datasets.**

- WaveNet provided relatively good results for event type prediction, however, due to the fact that this model is designed for classic time series, it failed in predicting the return time.
- As shown by Figure 2, our COTIC model efficiently reconstructs intensity function for a complex process.



**Figure 2: Intensity function reconstructed by the COTIC model for a sequence from the MIMIC dataset. Here, we present the general intensity indicating that an event of any type happens, i.e. we sum up the intensities corresponding to all of the 85 event types in this dataset.**

**5.3.2 Training time analysis.** As we can observe from Table 3, there is a clear outsider — Neural Hawkes, which long training time is explained by unoptimized code from the repository and drawbacks of the LSTM model that cannot be paralleled. Our model’s result is comparable to the latency of THP algorithms, while lagging behind RMTTP (which has simple architecture and doesn’t work with complex datasets) and Wavenet (being established benchmark for sequences). Given the fact that our model provided the best results on downstream tasks and that the closest competitor is Neural Hawkes, it makes our model superior to others.

## 5.4 Ablation study

In order to identify the underlying dependencies of the performance on the model parameters, we conduct additional experiments. We demonstrate the results for these experiments that were run on the retweet dataset. The results are shown in Figure 3.

As one can notice, there is a tangible dependence on the number of layers. If number of layers is too low, then the model complexity

and the receptive field size are not enough to catch data intricacies. On the other hand, if we make the model too deep, it becomes harder to train such a complex model. Thus, we end up with slightly underperforming model.

However, there was almost no dependence on the kernel size and the activation function. The first result means that, given enough layers, the model already has large enough receptive field and complexity to catch all the dependencies within the dataset and there is no need to make the model even more complex with the increase of the kernel size. Despite that, one should be careful interpolating this fact to all the datasets, as soon it can be the property of the particular retweets sequences.

The latter experiment included one additional activation function that was a substitute for ReLU in the kernel. It is Sine activation inspired by [27]. However, as one can notice there was almost no influence on the performance.

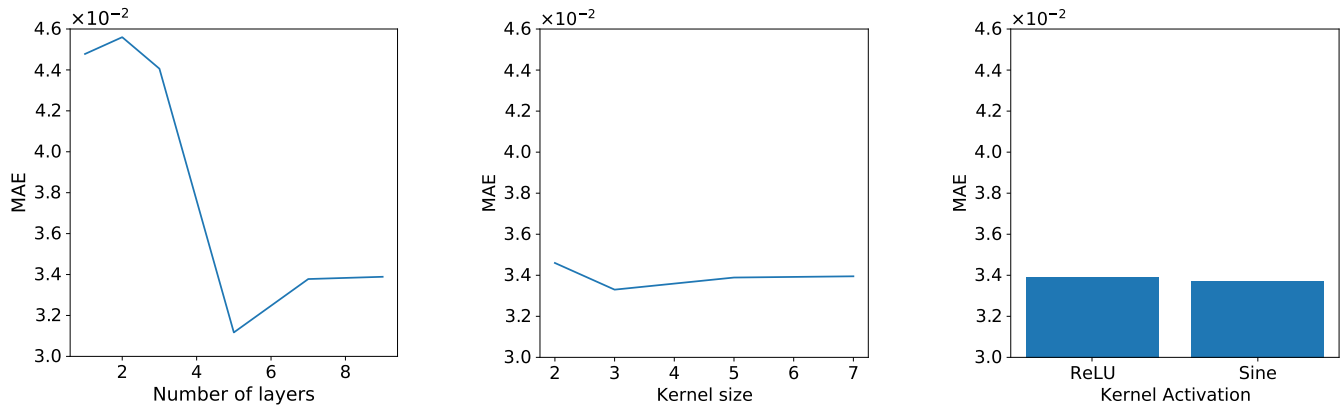
## 6 CONCLUSION

In this paper, we proposed to use a neural network model for temporal point processes. Our COTIC model can efficiently handle complex temporal dependencies between events. As we define continuous convolution function, we can deal with non-uniformity in time sequences and borrow the benefits of convolutional neural networks. In our experiments, on average the COTIC outperforms approaches based on recurrent and transformer architecture, and is more efficient in terms of training time.

For more complex dependencies, one can count on other advances of the proposed approach: dilation for long-term memory, separate convolutions for different types of events, and depth for smooth change of time required to process non-uniform event sequences.

## REFERENCES

- [1] 2018. Amazon Product Reviews. [https://cseweb.ucsd.edu/~jmcauley/datasets.html#amazon\\_reviews](https://cseweb.ucsd.edu/~jmcauley/datasets.html#amazon_reviews).
- [2] Dmitrii Babaev, Nikita Ovsov, Ivan Kireev, Maria Ivanova, Gleb Gusev, Ivan Nazarov, and Alexander Tuzhilin. 2022. CoLES: Contrastive Learning for Event Sequences with Self-Supervision. In *Proceedings of the 2022 International Conference on Management of Data*. 1190–1199.
- [3] Patrik Berger and Michal Kompan. 2019. User modeling for churn prediction in E-commerce. *IEEE Intelligent Systems* 34, 2 (2019), 44–52.
- [4] Wen-Hao Chiang, Xueying Liu, and George Mohler. 2022. Hawkes process modeling of COVID-19 with mobility leading indicators and spatial covariates. *International journal of forecasting* 38, 2 (2022), 505–520.
- [5] Nan Du, Hanjun Dai, Rakshit Trivedi, Utkarsh Upadhyay, Manuel Gomez-Rodriguez, and Le Song. 2016. Recurrent Marked Temporal Point Processes: Embedding Event History to Vector (*KDD '16*). Association for Computing Machinery, New York, NY, USA, 1555–1564. <https://doi.org/10.1145/2939672.2939875>



**Figure 3: Ablation study results on the Retweet dataset including number of layers, kernel size and activation function studies from left to right.**

- [6] Ivan Fursov, Alexey Zaytsev, Nikita Kluchnikov, Andrey Kravchenko, and Evgeny Burnaev. 2021. Gradient-based adversarial attacks on categorical sequence models via traversing an embedded world. In *Analysis of Images, Social Networks and Texts: 9th International Conference, AIST 2020, Skolkovo, Moscow, Russia, October 15–16, 2020, Revised Selected Papers 9*. Springer, 356–368.
- [7] Albert Gu, Karan Goel, and Christopher Re. 2022. Efficiently Modeling Long Sequences with Structured State Spaces. In *International Conference on Learning Representations*.
- [8] Alan G Hawkes. 1971. Spectra of some self-exciting and mutually exciting point processes. *Biometrika* 58, 1 (1971), 83–90.
- [9] Sepp Hochreiter and Jürgen Schmidhuber. 1997. Long short-term memory. *Neural computation* 9, 8 (1997), 1735–1780.
- [10] Alistair EW Johnson, Tom J Pollard, Lu Shen, Li-wei H Lehman, Mengling Feng, Mohammad Ghassemi, Benjamin Moody, Peter Szolovits, Leo Anthony Celi, and Roger G Mark. 2016. MIMIC-III, a freely accessible critical care database. *Scientific data* 3, 1 (2016), 1–9.
- [11] Jacob Devlin Ming-Wei Chang Kenton and Lee Kristina Toutanova. 2019. BERT: Pre-training of Deep Bidirectional Transformers for Language Understanding. In *Proceedings of NAACL-HLT*. 4171–4186.
- [12] Diederik P Kingma and Jimmy Ba. 2014. Adam: A method for stochastic optimization. *arXiv preprint arXiv:1412.6980* (2014).
- [13] John Frank Charles Kingman. 1992. *Poisson processes*. Vol. 3. Clarendon Press.
- [14] Jerald Franklin Lawless. 1987. Regression methods for Poisson process data. *J. Amer. Statist. Assoc.* 82, 399 (1987), 808–815.
- [15] Jure Leskovec and Andrej Krevl. 2014. SNAP Datasets: Stanford large network dataset collection.
- [16] Michal Lukasik, PK Srijith, Duy Vu, Kalina Bontcheva, Arkaitz Zubiaga, and Trevor Cohn. 2016. Hawkes processes for continuous time sequence classification: an application to rumour stance classification in twitter. In *Proceedings of the 54th Annual Meeting of the Association for Computational Linguistics (Volume 2: Short Papers)*. 393–398.
- [17] Dixin Luo, Hongteng Xu, Hongyuan Zha, Jun Du, Rong Xie, Xiaokang Yang, and Wenjun Zhang. 2014. You are what you watch and when you watch: Inferring household structures from IPTV viewing data. *IEEE Transactions on Broadcasting* 60, 1 (2014), 61–72.
- [18] Anton Lysenko, Egor Shikov, and Klavdiya Bochenina. 2019. Temporal point processes for purchase categories forecasting. *Procedia Computer Science* 156 (2019), 255–263.
- [19] Alexander Marusov, Valerii Baianov, and Alexey Zaytsev. 2022. Non-contrastive approaches to similarity learning: positive examples are all you need. *arXiv preprint arXiv:2209.14750* (2022).
- [20] Hongyuan Mei and Jason Eisner. 2017. The Neural Hawkes Process: A Neurally Self-Modulating Multivariate Point Process (*NIPS'17*). Curran Associates Inc., Red Hook, NY, USA, 6757–6767.
- [21] Hongyuan Mei and Jason Eisner. 2017. The neural hawkes process: A neurally self-modulating multivariate point process. *Advances in neural information processing systems* 30 (2017).
- [22] Marian-Andrei Rizoiu, Young Lee, Swapnil Mishra, and Lexing Xie. 2017. Hawkes processes for events in social media. In *Frontiers of multimedia research*. 191–218.
- [23] David W Romero, Anna Kuzina, Erik J Bekkers, Jakub Mikolaj Tomczak, and Mark Hoogendoorn. 2021. CKConv: Continuous Kernel Convolution For Sequential Data. In *International Conference on Learning Representations*.
- [24] Avirup Saha, Niloy Ganguly, Sandip Chakraborty, and Abir De. 2019. Learning Network Traffic Dynamics Using Temporal Point Process. In *IEEE INFOCOM 2019 - IEEE Conference on Computer Communications*. 1927–1935. <https://doi.org/10.1109/INFOCOM.2019.8737622>
- [25] Oleksandr Shchur, Ali Caner Türkmen, Tim Januschowski, and Stephan Günemann. 2021. Neural temporal point processes: A review. *arXiv preprint arXiv:2104.03528* (2021).
- [26] Hui Shi, Yang Zhang, Hao Wu, Shiyu Chang, Kaizhi Qian, Mark Hasegawa-Johnson, and Jishen Zhao. 2021. Continuous CNN for nonuniform time series. In *ICASSP 2021-2021 IEEE International Conference on Acoustics, Speech and Signal Processing (ICASSP)*. IEEE, 3550–3554.
- [27] Vincent Sitzmann, Julien Martel, Alexander Bergman, David Lindell, and Gordon Wetzstein. 2020. Implicit Neural Representations with Periodic Activation Functions. In *Advances in Neural Information Processing Systems*, H. Larochelle, M. Ranzato, R. Hadsell, M.F. Balcan, and H. Lin (Eds.), Vol. 33. Curran Associates, Inc., 7462–7473. <https://proceedings.neurips.cc/paper/2020/file/53c04118df112c13a8c34b38343b9c10-Paper.pdf>
- [28] Aaron van den Oord, Sander Dieleman, Heiga Zen, Karen Simonyan, Oriol Vinyals, Alex Graves, Nal Kalchbrenner, Andrew Senior, and Koray Kavukcuoglu. 2016. WaveNet: A Generative Model for Raw Audio. In *9th ISCA Speech Synthesis Workshop*. 125–125.
- [29] Wei Wei, Jinjiu Li, Longbing Cao, Yuming Ou, and Jiahang Chen. 2013. Effective detection of sophisticated online banking fraud on extremely imbalanced data. *World Wide Web* 16 (2013), 449–475.
- [30] Hongteng Xu and Hongyuan Zha. 2017. A dirichlet mixture model of hawkes processes for event sequence clustering. *Advances in neural information processing systems* 30 (2017).
- [31] Junchi Yan. 2019. Recent advance in temporal point process: from machine learning perspective. *SJTU Technical Report* (2019).
- [32] Zhihan Yue, Yujing Wang, Juanyong Duan, Tianmeng Yang, Congrui Huang, Yunhai Tong, and Bixiong Xu. 2022. Ts2vec: Towards universal representation of time series. In *Proceedings of the AAAI Conference on Artificial Intelligence*, Vol. 36. 8980–8987.
- [33] Qiang Zhang, Aldo Lipani, Omer Kirnap, and Emine Yilmaz. 2020. Self-attentive Hawkes process. In *International conference on machine learning*. PMLR, 11183–11193.
- [34] Qingyuan Zhao, Murat A Erdogdu, Hera Y He, Anand Rajaraman, and Jure Leskovec. 2015. Seismic: A self-exciting point process model for predicting tweet popularity. In *Proceedings of the 21th ACM SIGKDD international conference on knowledge discovery and data mining*. 1513–1522.
- [35] Ke Zhou, Hongyuan Zha, and Le Song. 2013. Learning triggering kernels for multi-dimensional hawkes processes. In *International conference on machine learning*. PMLR, 1301–1309.
- [36] Vladislav Zhuzhel, Rodrigo Rivera-Castro, Nina Kaplounkaya, Liliya Mironova, Alexey Zaytsev, and Evgeny Burnaev. 2021. COHORTNEY: Non-Parametric Clustering of Event Sequences. *arXiv preprint arXiv:2104.01440* (2021).
- [37] Simiao Zuo, Haoming Jiang, Zichong Li, Tuo Zhao, and Hongyuan Zha. 2020. Transformer hawkes process. In *International conference on machine learning*. PMLR, 11692–11702.

Received 2 February 2023



Dataset	Model	Log Likelihood per event $\uparrow$	Return Time MAE $\downarrow$	Event Type Accuracy $\uparrow$
Retweet	WaveNet	–	0.224 $\pm$ 0.021	<u>0.606 <math>\pm</math> 0.001</u>
	THP2SAHP	7.780 $\pm$ 0.000	0.060 $\pm$ 0.019	0.518 $\pm$ 0.022
	Neural Hawkes	–15.651 $\pm$ 3.629	0.884 $\pm$ 0.003	0.476 $\pm$ 0.061
	THP	2.411 $\pm$ 0.000	<u>0.043 <math>\pm</math> 0.014</u>	0.499 $\pm$ 0.031
	RMTTP	–	–	–
	CCNN	–	0.138 $\pm$ 0.027	–
	COTIC (ours)	5.580 $\pm$ 0.017	<b>0.034 <math>\pm</math> 0.002</b>	<b>0.608 <math>\pm</math> 0.002</b>
Amazon	WaveNet	–	41.955 $\pm$ 0.596	<b>0.564 <math>\pm</math> 0.005</b>
	THP2SAHP	–30.602 $\pm$ 0.001	98.751 $\pm$ 8.400	0.331 $\pm$ 0.006
	Neural Hawkes	1.258 $\pm$ 0.364	<b>(0.123 <math>\pm</math> 0.071) <math>\cdot 10^{-2}</math></b>	0.435 $\pm$ 0.011
	THP	1.451 $\pm$ 0.050	113.467 $\pm$ 4.183	0.331 $\pm$ 0.005
	RMTTP	–	–	–
	CCNN	–	58.942 $\pm$ 0.012	–
	COTIC (ours)	–3.743 $\pm$ 0.682	<u>37.806 <math>\pm</math> 2.508</u>	<u>0.550 <math>\pm</math> 0.050</u>
IPTV	WaveNet	–	11.551 $\pm$ 3.803	0.196 $\pm$ 0.072
	THP2SAHP	4.876 $\pm$ 0.000	0.012 $\pm$ 0.001	<u>0.781 <math>\pm</math> 0.002</u>
	Neural Hawkes	–0.728 $\pm$ 0.008	<u>(0.441 <math>\pm</math> 0.261) <math>\cdot 10^{-5}</math></u>	0.571 $\pm$ 0.035
	THP	6.522 $\pm$ 0.135	0.090 $\pm$ 0.036	0.765 $\pm$ 0.013
	RMTTP	0.716 $\pm$ 0.318	<u>(2.094 <math>\pm</math> 0.064) <math>\cdot 10^{-5}</math></u>	<b>0.782 <math>\pm</math> 0.004</b>
	CCNN	–	0.136 $\pm$ 0.001	–
	COTIC (ours)	2.331 $\pm$ 0.001	<b>(0.155 <math>\pm</math> 0.001) <math>\cdot 10^{-5}</math></b>	0.616 $\pm$ 0.002
SO	WaveNet	–	0.205 $\pm$ 0.126	<b>0.458 <math>\pm</math> 0.006</b>
	THP2SAHP	4.786 $\pm$ 0.000	0.008 $\pm$ 0.005	0.433 $\pm$ 0.000
	Neural Hawkes	–1.971 $\pm$ 0.281	<u>(1.106 <math>\pm</math> 0.045) <math>\cdot 10^{-5}</math></u>	0.411 $\pm$ 0.040
	THP	6.962 $\pm$ 0.750	0.075 $\pm$ 0.047	0.439 $\pm$ 0.014
	RMTTP	1.598 $\pm$ 0.001	<b>(0.927 <math>\pm</math> 0.027) <math>\cdot 10^{-5}</math></b>	0.456 $\pm$ 0.001
	CCNN	–	1.056 $\pm$ 0.028	–
	COTIC (ours)	8.837 $\pm$ 0.003	<u>(1.082 <math>\pm</math> 0.501) <math>\cdot 10^{-5}</math></u>	<u>0.457 <math>\pm</math> 0.001</u>
Age	WaveNet	–	0.093 $\pm$ 0.014	0.342 $\pm$ 0.001
	THP2SAHP	4.871 $\pm$ 0.000	0.020 $\pm$ 0.014	0.315 $\pm$ 0.000
	Neural Hawkes	–3.294 $\pm$ 0.448	<u>(1.280 <math>\pm</math> 0.069) <math>\cdot 10^{-5}</math></u>	<b>0.444 <math>\pm</math> 0.025</b>
	THP	8.492 $\pm$ 1.672	0.028 $\pm$ 0.023	0.332 $\pm$ 0.024
	RMTTP	2.614 $\pm$ 0.274	<u>(1.360 <math>\pm</math> 0.006) <math>\cdot 10^{-5}</math></u>	<u>0.366 <math>\pm</math> 0.005</u>
	CCNN	–	0.843 $\pm$ 0.003	–
	COTIC (ours)	8.043 $\pm$ 0.013	<b>(8.545 <math>\pm</math> 0.093) <math>\cdot 10^{-6}</math></b>	0.351 $\pm$ 0.000
Mimic	WaveNet	–	8.083 $\pm$ 3.469	0.197 $\pm$ 0.204
	THP2SAHP	3.662 $\pm$ 0.000	0.518 $\pm$ 0.026	0.788 $\pm$ 0.067
	Neural Hawkes	–2.565 $\pm$ 0.417	<u>0.293 <math>\pm</math> 0.009</u>	<b>0.829 <math>\pm</math> 0.047</b>
	THP	4.114 $\pm$ 0.089	0.584 $\pm$ 0.013	0.699 $\pm$ 0.176
	RMTTP	0.886 $\pm$ 0.488	2.659 $\pm$ 1.561	0.788 $\pm$ 0.163
	CCNN	–	0.555 $\pm$ 0.022	–
	COTIC (ours)	0.280 $\pm$ 0.111	<b>0.291 <math>\pm</math> 0.002</b>	<u>0.815 <math>\pm</math> 0.014</u>
Linkedin	WaveNet	–	0.463 $\pm$ 0.052	0.137 $\pm$ 0.015
	THP2SAHP	2.856 $\pm$ 0.000	0.010 $\pm$ 0.008	0.140 $\pm$ 0.000
	Neural Hawkes	–3.208 $\pm$ 0.172	<u>(2.944 <math>\pm</math> 0.225) <math>\cdot 10^{-5}</math></u>	0.105 $\pm$ 0.017
	THP	3.550 $\pm$ 1.639	0.004 $\pm$ 0.002	0.125 $\pm$ 0.022
	RMTTP	3.339 $\pm$ 0.733	<u>(3.545 <math>\pm</math> 0.049) <math>\cdot 10^{-5}</math></u>	<b>0.360 <math>\pm</math> 0.014</b>
	CCNN	–	0.339 $\pm$ 0.028	–
	COTIC (ours)	–5.328 $\pm$ 0.070	<b>(1.632 <math>\pm</math> 0.003) <math>\cdot 10^{-5}</math></b>	<u>0.174 <math>\pm</math> 0.006</u>
Meme	WaveNet	–	0.111 $\pm$ 0.048	<u>0.021 <math>\pm</math> 0.004</u>
	THP2SAHP	4.256 $\pm$ 0.000	0.004 $\pm$ 0.003	0.018 $\pm$ 0.000
	Neural Hawkes	–12459.809 $\pm$ 17461, 583	<b>(0.185 <math>\pm</math> 0.026) <math>\cdot 10^{-2}</math></b>	<b>0.029 <math>\pm</math> 0.037</b>
	THP	6.255 $\pm$ 0.087	0.024 $\pm$ 0.019	0.015 $\pm$ 0.003
	RMTTP	–	–	–
	CCNN	–	0.641 $\pm$ 0.003	–
	COTIC (ours)	–0.232 $\pm$ 1.816	<u>0.003 <math>\pm</math> 0.002</u>	0.019 $\pm$ 0.007

**Table 4: Evaluation of COTIC (our method) with the basic approaches presented in 3.2 on eight different datasets described in 5.1. We use three quality metrics: MAE of Return Time estimation, Accuracy of Event Type prediction and Log-Likelihood per event – for intensity function restoration. The return time value is normalized. Best results are highlighted with bold font, second best results are underlined. Dash indicates that the model is not applicable for a particular dataset or is not targeted for a particular problem. See 3.2 and 5.2 for the details.**