

AF Lep b: the lowest mass planet detected coupling astrometric and direct imaging data [★]

D. Mesa¹, R. Gratton¹, P. Kervella², M. Bonavita^{3,1}, S. Desidera¹, V. D'Orazi^{4,1}, S. Marino⁵, A. Zurlo^{6,7,8}, E. Rigliaco¹

¹INAF-Osservatorio Astronomico di Padova, Vicolo dell'Osservatorio 5, Padova, Italy, 35122-I

²LESIA, Observatoire de Paris, Université PSL, CNRS, Sorbonne Université, Université Paris Cité, 5 place Jules Janssen, 92195 Meudon, France

³School of Physical Sciences, The Open University, Walton Hall, Milton Keynes MK7 6AA, UK

⁴Dipartimento di Fisica, Università di Roma Tor Vergata, Via della ricerca scientifica, 1 - 00133, Roma, Italy

⁵School of Physics and Astronomy, University of Exeter, Stocker Road, Exeter, EX4 4QL, UK

⁶Instituto de Estudios Astrofísicos, Facultad de Ingeniería y Ciencias, Universidad Diego Portales, Av. Ejército 441, Santiago, Chile

⁷Escuela de Ingeniería Industrial, Facultad de Ingeniería y Ciencias, Universidad Diego Portales, Av. Ejército 441, Santiago, Chile

⁸Millennium Nucleus on Young Exoplanets and their Moons (YEMS)

Received / accepted

ABSTRACT

Aims. Using the direct imaging technique we searched for low mass companions around the star AF Lep that presents a significant proper motion anomaly (PMA) signal obtained from the comparison of Hipparcos and Gaia eDR3 catalogs.

Methods. We observed AF Lep in two epochs with VLT/SPHERE using its subsystems IFS and IRDIS in the near-infrared (NIR) covering wavelengths ranging from the Y to the K spectral bands (between 0.95 and 2.3 μm). The data were then reduced using the high-contrast imaging techniques angular differential imaging (ADI) and spectral differential imaging (SDI) to be able to retrieve the signal from low mass companions of the star.

Results. A faint companion was retrieved at a separation of $\sim 0.335''$ from the star and with a position angle of $\sim 70.5^\circ$ in the first epoch and with a similar position in the second epoch. This corresponds to a projected separation of ~ 9 au. The extracted photometry allowed us to estimate for the companion a mass between 2 and 5 M_{Jup} . This mass is in good agreement with what is expected for the dynamic mass of the companion deduced using astrometric measures (5.2-5.5 M_{Jup}). This is the first companion with a mass well below the deuterium burning limit discovered coupling direct imaging with PMA measures. Orbit fitting done using the orvara tool allowed to further confirm the companion mass and to define its main orbital parameters.

Key words. Instrumentation: spectrographs - Methods: data analysis - Techniques: imaging spectroscopy - Stars: planetary systems, Stars: individual: AF Lep

1. Introduction

In the last decade or so, mainly thanks to the new generation of dedicated planet-finders like VLT/SPHERE (Beuzit et al. 2019), the Gemini Planet Imager (GPI; Macintosh et al. 2014), and Subaru/CHARIS (Groff et al. 2015), the number of directly imaged (DI) sub-stellar companions has seen a rapid growth. Mainly made up of wide companions to young nearby stars, this population spans over a wide range of masses from planetary companions to more massive brown dwarf companions. Some examples of planetary mass companions are 51 Eri b (Macintosh et al. 2015), HIP 65426 b (Chauvin et al. 2017b) and PDS 70 b and c (Keppler et al. 2018; Haffert et al. 2019). The vast majority of these discoveries comes from large, blind surveys which have contributed to a first characterisation of the young sub-stellar population, highlighting a paucity of massive planets and brown dwarf companions at separations larger than 10 au (Nielsen et al. 2019; Vigan et al. 2021), with an expected frequency of $\sim 5-6\%$.

Blind DI surveys, like SHINE performed using VLT/SPHERE (Chauvin et al. 2017a; Desidera et al. 2021; Langlois et al. 2021; Vigan et al. 2021), therefore come at a high cost in terms of telescope time, with a relatively low return in terms of new detections.

Our understanding of these objects thus remains severely limited by the small number of known systems. In particular, the current sparse sample of DI companions show a large diversity of spectro-photometric characteristics and orbital configurations, challenging to grasp as populations. Larger numbers of detections are hence essential to obtain a clearer picture of their formation patterns. As a result, more recent campaigns are using careful pre-selection methods to maximise the detection yield in the shortest amount of time. Recently some success has been obtained in directly imaging companions previously detected through radial velocity (RV) like in the case of β Pic c (Nowak et al. 2020) and of HD 206893 c (Hinkley et al. 2022). Other very successful programs have been the ones targeting stars showing proper motion anomalies (PMAs, often referred to as $\Delta\mu$, or astrometric accelerations). These values are obtained searching for significant differences between proper motions measured over

[★] Based on observations made with the European Southern Observatory (ESO) telescopes at the Paranal Observatory in Chile under the program 0110.C-0233(A).

a long time baseline (e.g., Tycho-2, or Tycho Gaia Astrometric Solution - TGAS) and short-term proper motions like those measured by Hipparcos and Gaia. Several catalogs listing stars with PMAs obtained comparing Hipparcos data with those from both Gaia DR2 and eDR3 data are currently available (see e.g., Brandt 2018; Kervella et al. 2019; Brandt 2021; Kervella et al. 2022) and have been used as starting point for new targeted surveys, which have led to the discovery of several interesting companions, including HIP 21152 B the first bound brown dwarf companion detected in the Hyades (Bonavita et al. 2022; Fran-son et al. 2022) and the most recent discovery of a 13-16 M_{Jup} mass companion imaged around the accelerating star HIP 99770 (Currie et al. 2022). Recently, the results of the COPAINS survey were published by Bonavita et al. (2022), showing a sub-stellar detection rate of $\sim 20\%$, thus providing a definitive proof of the efficiency of the method.

We exploited the catalogue presented in Kervella et al. (2022) and obtained by comparing Hipparcos and Gaia eDR3 (Gaia Collaboration et al. 2021) to select targets to be observed with VLT/SPHERE. The first selection criteria was that the PMA signal had a signal-to-noise (S/N) higher than 3 and lower than 10 to be sure to exclude stars with signals due to the presence of stellar mass companions. Moreover, we selected stars at distance from the Sun less than 50 pc to be able to image the inner part of the planetary system. Finally we selected stars with young ages according to literature (less than few hundreds of Myr) to be sure that the companion is bright enough to be imaged with SPHERE.

In this paper we present a new Jupiter analogue discovered with SPHERE around the accelerating star AF Lep, part of the Beta Pictoris Moving Group (BPMG). In Section 2 we present a detailed characterisation of the host star, while Section 3 includes a description of the observations and data reduction. The results, including a spectral and orbital characterisation of the companion, are presented in Section 4 and discussed in Section 5. Finally, Section 6 presents the study's conclusions and further implications.

2. Host star properties

AF Lep (HIP 25486; HD 35850) is an F8 star (Gray et al. 2006) at a distance of 26.8 pc from the Sun (Gaia Collaboration et al. 2022). It is part of the BPMG (Pawellek et al. 2021) with an estimated age of 24 ± 3 Myr (Bell et al. 2015). It hosts a debris disk with an estimated belt radius of 54 ± 6 au, but not yet resolved (Pawellek et al. 2021). Kervella et al. (2022) found for this star a strong PMA signal with a S/N of 8.99 making it an ideal target for our program.

Other main characteristics of AF Lep, including the PMA values from Kervella et al. (2022), are summarised in Table 1.

This star was classified as a spectroscopic binary (SB2 star) with a stellar companion at a separation of 0.021 au (Nordström et al. 2004; Eker et al. 2008) and a mass ratio of 0.715. The binarity of the host star is a crucial point to be discussed as the dynamical mass determined for a possible companion to HIP 25486 is proportional to the total mass assumed for the star and this is different if it is a single or a multiple object. A discussion of this aspect is then crucial to interpret the available PMA data.

We first notice that no indication of binarity is present in GAIA DR3 as the star has a RUWE¹ parameter of 0.918, compatible with a single source. Moreover, no hints of a companion

¹ The Renormalised Unit Weight Error (RUWE) is a statistical indicator that can be used to assess the quality and reliability of Gaia's astrometric data. Data compatible with a single-star model will have

are seen in Doppler imaging data by Järvinen et al. (2015). In addition, a nearly equal mass binary suggested by the SB2 classification should produce a radial velocity (RV) signal with an amplitude of several km/s, while no RV variation was found by Butler et al. (2017), which have a precision of ~ 200 m/s over a baseline of ~ 20 years. Also, the analysis of TESS photometry shows a periodogram with a single strong peak at 1.008 days. This value is very close to the photometric period of 0.996 days given by Messina et al. (2017) and Järvinen et al. (2015), with the small difference between the values likely due to aliasing. The expected period for a star belonging to the BPMG is below 10 days (Messina et al. 2017). We would then expect that also the secondary would rotate at this rate and the peak should be visible in the TESS periodogram. Anyway no other peak is observed with a period below 10 days aside to that due to the star. This clearly argues against the star being a SB2. The BVGJHK photometry of AF Lep is fully compatible with a star at mid between an F8V and an F9V according to Pecaut & Mamajek (2013) and there is no indication for a luminosity excess as would be expected for an SB2 system. The values of $v \sin i = 50.32$ km/s and $P_{rot} = 0.966$ d (Järvinen et al. 2015), are reasonably compatible (though a bit slower) with the color of the star as belonging to the BPMG. Interferometric observations by Evans et al. (2012) exclude the presence of companions with masses as high as $75 M_{Jup}$ at separation larger than 40 mas, and $33 M_{Jup}$ at separation larger than 80 mas. Moreover, given the inclination of 50 degrees (Marsden et al. 2006), that is fully compatible with observed $v \sin i$ and P_{rot} , the RV variations seen by Nordström et al. (2004) are not compatible with a synchronized system. Finally, if the system has an inclination of 50 degrees and a mass ratio of 0.715, an amplitude of RV of ~ 6 km/s, as indicated by the rms of Nordström et al. (2004), would require a semi-major axis of ~ 13 au, that is $\sim 0.49''$, and a period of ~ 36 years. This can be excluded from the lack of detection in existing high-contrast imaging and would also be incompatible with the measured PMA.

We therefore conclude the classification as an SB2 by Nordström et al. (2004) is likely to be an artifact due to the presence of spots that altered the line profile in their observation and that AF Lep is a single star of spectral type between F8 and F9. The value of the stellar mass adopted in the rest of the discussion will therefore be of around $1.20 M_{\odot}$ (see Table 1) confirming the estimate given in Kervella et al. (2022).

3. Observations and data reduction

The main characteristics of the SPHERE/SHINE observations of AF Lep, performed in October 16th 2022 and December 20th 2022 are summarised in Table 2. The weather conditions were good for the first epoch, but the target was observed far from the meridian, resulting in a very low field of view (FOV) rotation angle. The object was observed while passing at the meridian for the second epoch, but in slightly worse weather conditions with the seeing worsening during the second part of the observation.

Both observations made use of the SPHERE IRDIFS_EXT observing mode, with IFS (Claudi et al. 2008) covering a spectral range between 0.95 and $1.65 \mu\text{m}$ (Y, J, and H spectral bands) and a FOV of $1.7'' \times 1.7''$, and IRDIS (Dohlen et al. 2008) operating in the K spectral band using the K12 filter pair (wavelength K1= $2.110 \mu\text{m}$; wavelength K2= $2.251 \mu\text{m}$; Vigan et al. 2010) on

a RUWE around 1, while a significantly higher value indicates a non-single or otherwise problematic source.

Table 1. Stellar parameters of AF Lep with references, including the HIP-EDR3 proper motion anomaly (PMA) and the corresponding tangential velocity anomaly (dV_t) with its position angle (dV_t PA).

Parameter	Value	Ref.
Sp. type	F8 V	1
T_{eff} (K)	6100	2
log g	4.4	2
B-V	0.55	2,3
$v \sin i$ ($km s^{-1}$)	54.7 ± 0.5	4
Mass (M_{\odot})	1.20 ± 0.06	5
Radius (R_{\odot})	1.25 ± 0.06	6
Period (days)	0.966 ± 0.002	7
RV ($km s^{-1}$)	21.10 ± 0.37	8
Parallax (mas)	37.253 ± 0.019	8
Proper motion (mas yr $^{-1}$)	$\mu_{\alpha} = 16.915 \pm 0.018$ $\mu_{\delta} = -49.318 \pm 0.016$	8
PMA (mas yr $^{-1}$)	$\Delta\mu_{\alpha} = -0.206 \pm 0.021$ $\Delta\mu_{\delta} = -0.152 \pm 0.019$	9
dV_t ($m s^{-1}$)	32.60 ± 3.63	9
dV_t PA ($^{\circ}$)	233.50 ± 4.38	
Gaia Photometry:	G: 6.209 ± 0.002 BP: 6.488 ± 0.004 RP: 5.752 ± 0.005	8
UBVRI Photometry	B: 6.832 ± 0.015 V: 6.295 ± 0.010	10
2MASS Photometry	J: 5.268 ± 0.027 H: 5.087 ± 0.026 K: 4.926 ± 0.021	11

References. (1) Eggen (1986); (2) Tagliaferri et al. (1994); (3) Cutispoto et al. (1996); (4) Marsden et al. (2014); (5) Kim & Demarque (1996); (6) Blackwell & Lynas-Gray (1994); (7) Järvinen et al. (2015); (8) Gaia Collaboration et al. (2022); (9) Kervella et al. (2022); (10) Høg et al. (2000); (11) Cutri et al. (2003)

a circular FOV of $\sim 5''$. For these observations we also exploited the SPHERE adaptive optics system SAXO (Fusco et al. 2006).

Frames with satellite spots at symmetrical position with respect to the central star were acquired before and after the science sequence to precisely define the position of the star behind the coronagraph (Langlois et al. 2013). In addition, observations of the star outside the coronagraph were obtained for photometric calibration, using a neutral density filter to avoid saturation.

The data were reduced through the SPHERE data center (DeLorme et al. 2017), following the data reduction and handling pipeline (DRH; Pavlov et al. 2008). In the case of IRDIS, the required calibrations are the creation of the master dark and of the master flat-field frames and the definition of the star center. For IFS, the calibration list also includes the definition of each spectra position on the detector, the wavelength calibration, and the application of the instrumental flat that takes into account the different responses of each lenslet of the IFS array.

Speckle subtraction was then applied on the reduced data using both angular differential imaging (ADI; Marois et al. 2006) and spectral differential imaging (SDI; Racine et al. 1999) implementing both the principal components analysis (PCA; Soumerai et al. 2012) and the TLOCI algorithm (Marois et al. 2014).

The application of these algorithms to the SPHERE case is described in Zurlo et al. (2014) and Mesa et al. (2015) and they are currently applied using the SPHERE consortium pipeline application called SpeCal (Galicher et al. 2018).

4. Results

Figure 1 shows the S/N maps obtained for IFS (left panel) and IRDIS (right panel) for each epoch. A point source is visible North-East of the star in both epochs, with a S/N of 8.6 and 9.1 for the IFS detection and 5.1 and 16.1 for IRDIS.

The astrometry of the companion was obtained using the negative planet method (see e.g., Bonnefoy et al. 2011; Zurlo et al. 2014) and is reported in Table 3 for both epochs. The astrometric calibration including the definition of the star center, the pixel scale, and angle of true north (TN) together with their respective errors are obtained following the strategy devised in Maire et al. (2016)

Figure 2 shows the relative astrometry of the companion candidate. The comparison between the expected position in the second epoch of a background object, represented by a black square, and the measured position of the candidate companion, represented by a violet diamond, clearly shows that the candidate is co-moving with AF Lep. Only the IFS data were used, due to their higher precision compared to the IRDIS values (Zurlo et al. 2014), which does however lead to similar results. The large shift of the foreseen position for a background object between the two epochs is mainly due to a favorable combination of the contributions from proper motion and parallactic motion. In this particular case the contribution of the latter is more important than that from proper motion.

The IFS projected angular separation of AF Lep b corresponds to a projected physical separation of 9.0 ± 0.1 au in the first epoch and of 8.9 ± 0.1 au in the second epoch. This makes this planet one of the nearest to its host star among those discovered through direct imaging, with a semi-major axis very similar to the one of β Pic b (see e.g., Brandt et al. 2021a).

The analysis of the measured PMA signal, combined with the information on the astrometry from the SPHERE data can be used to obtain further confirmation of the co-moving and planetary-mass nature of the detected companion. Using the FORECAST algorithm (Finely Optimised REtrieval of Companions of Accelerating STars², see Bonavita et al. (2022) for a detailed description), we were able to identify the region where a companion compatible with the measured PMA should appear in the IFS FOV, based on the PA of the PMA vector that is reported in Table 2. FORECAST evaluates the position angle of each pixel in the IFS image with respect to the center and then compares it with the measured value of the PA, identifying an optimal region on the image also taking into account the possible orbital motion of a companion at that position between the SPHERE observation and the Gaia observations. Finally, it also associates to each point of the resulting 2D map a value of the companion mass based on the PMA absolute value, calculated using the approach from Kervella et al. (2019). The resulting 2D map is shown in Figure 3, with the position of the companion, perfectly within the optimal region, shown as a red circle, corresponding to a dynamical mass of $\sim 5.5 M_{Jup}$.

The negative planet method was also used to extract the photometry of the companion from each wavelength channel of both IFS and IRDIS. In the first epoch, the IFS channels in Y spectral band are largely dominated by the noise and it was not pos-

² <https://maps.exoplanetsforecast.com/>

Table 2. List and main characteristics of the SPHERE observations of AF Lep used for this work.

Date	Obs. mode	Coronagraph	DIMM seeing	τ_0	Wind speed	Field rot.	DIT	Tot. exp.
2022-10-16	IRDIFS_EXT	N_ALC_YJH_S	0.55''	5.8 ms	7.35 m/s	13.3°	32 s	3584 s
2022-12-20	IRDIFS_EXT	N_ALC_YJH_S	1.05''	4.0 ms	8.82 m/s	51.8°	32 s	3584 s



Fig. 1. Final S/N maps both for IFS (left panels) and IRDIS (right panels) and for both epochs. The images for the October 16th 2022 epoch are in the upper panels while those for the December 20th 2022 epoch are in the lower panels. For both epochs, the IFS images are obtained by applying a PCA with 150 principal components while in the IRDIS case, we adopted just 5 principal components. The low mass companion is clearly visible in all the images North-East from the star.

Table 3. Astrometric results for AF Lep b obtained both from IFS and IRDIS in both observing epochs.

	Date	Sep. RA	Err. Sep RA	Sep. Dec.	Err. Sep. Dec.	Sep. tot.	Err. Sep. tot.	PA	Err. PA
IFS	2022-10-16	0.315''	0.002''	0.113''	0.001''	0.335''	0.002''	70.2°	0.2°
IRDIS	2022-10-16	0.314''	0.002''	0.110''	0.002''	0.334''	0.003''	70.7°	0.3°
IFS	2022-12-20	0.314''	0.003''	0.109''	0.004''	0.332''	0.004''	70.9°	0.9°
IRDIS	2022-12-20	0.317''	0.004''	0.110''	0.001''	0.335''	0.004''	70.8°	0.4°

sible to extract any reliable results. Anyway it was possible to obtain reliable photometric results in J, H, K1 and K2 spectral bands in the first epoch and for all the spectral bands during of the second epoch. These results are listed in Table 4. The extracted photometry was then used to obtain a first estimate of the companion's mass, using the AMES-COND atmospheric models (Allard et al. 2003). The resulting values are listed in Table 5 and range between ~ 2 and $\sim 5.5 M_{\text{Jup}}$, placing AF Lep b among

the least massive direct imaging planets detected so far. Using the same models we can also estimate the radius of the companion obtaining values ranging between 1.30 and 1.35 R_{Jup} .

Using the same procedure used for the photometry of the companion we were also able to extract a low-resolution spectrum combining IFS (orange squares) and IRDIS (blue squares) data, making a weighted mean over the two epochs. The resulting spectrum is shown in Figure 4. The results from the two

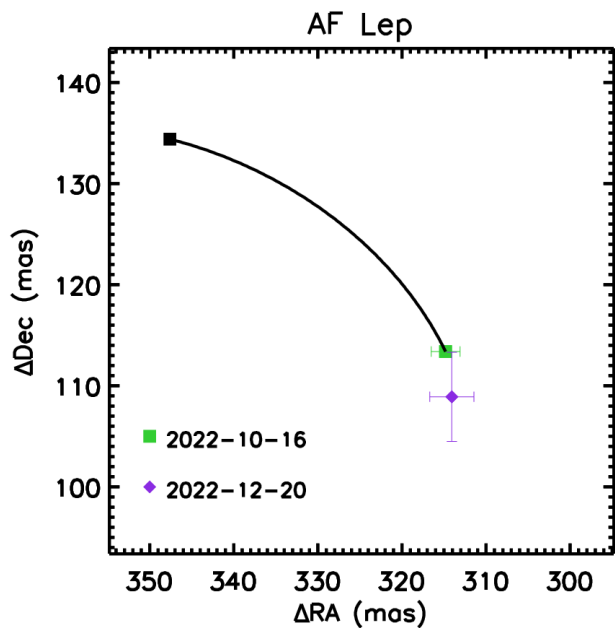


Fig. 2. Relative astrometry plot for the candidate companion of AF Lep. The green square represents the relative position of the companion at the first observing epoch while the violet diamond represents the relative position of the companion at the second epoch. The solid black line represents the expected motion relative to the host star of a background object while the black square is the expected position for a background object at the epoch of the second observation.

Table 4. IFS and IRDIS photometry of AFLep b from both observing epochs.

Sp. band	Date	Δmag	Abs. mag.	Mag error
Y	2022-10-16	–	–	–
J	2022-10-16	14.38	17.50	0.77
H	2022-10-16	13.88	16.82	0.61
K1	2022-10-16	11.56	14.34	0.26
K2	2022-10-16	11.88	14.66	0.55
Y	2022-12-20	14.09	17.21	0.61
J	2022-12-20	13.95	17.07	0.33
H	2022-12-20	13.52	16.46	0.36
K1	2022-12-20	11.70	14.48	0.07
K2	2022-12-20	11.79	14.57	0.07

epochs are in good agreement for the H and the K spectral bands while the agreement is less good for the Y and J spectral bands. This is due to the fact that the Y band data for the first epoch is completely dominated by noise while this was not true in the second epoch. The difference is less important in the J band, however the peak clearly visible in both epochs has an intensity in the second epoch that is just the 65% in flux with respect to that in the first epoch. For this reason, the result in these spectral bands should be taken with some care. Finally, the spectral region around $1.4 \mu\text{m}$, affected by the presence of water telluric absorption, was also excluded from the extracted spectrum.

5. Discussion

In Section 5 we have presented the detection of a low mass candidate companion in both our SPHERE observations of AFLep,

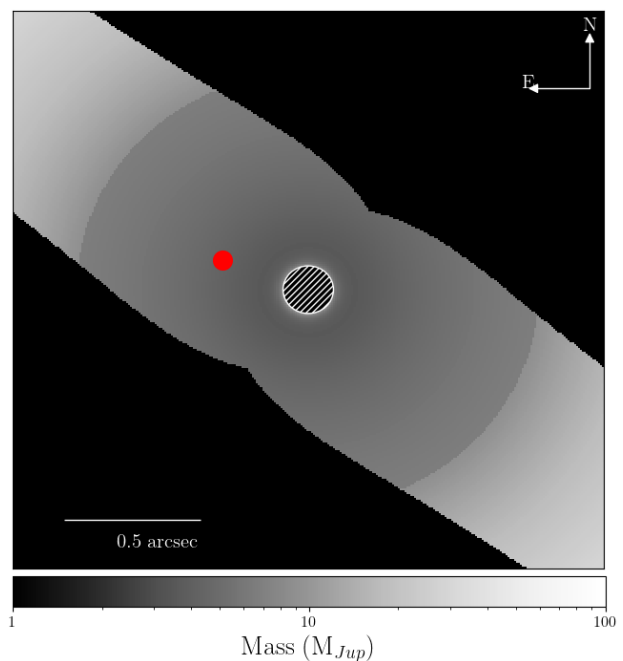


Fig. 3. 2D maps, obtained with FORECAST showing in grey the sky area compatible with the PMA reported in Table 1. The intensity of the grey areas changes according to the dynamical mass (in M_{Jup}) responsible for the PMA at a given distance with the scale given by the lower color bar. The position of AFLep b for the first SPHERE epoch is shown as a red circle. To avoid overlapping between the two positions we did not plot the position of the companion in the second epoch.

Table 5. Mass estimates for AFLep b obtained from the photometry listed in Table 3 and adopting the AMES-COND atmospheric models

Sp. band	Date	Mass (M_{Jup})	Err. Mass (M_{Jup})
Y	2022-10-16	–	–
J	2022-10-16	2.19	0.14
H	2022-10-16	2.37	0.19
K1	2022-10-16	4.14	0.34
K2	2022-10-16	5.68	0.40
Y	2022-12-20	2.76	0.20
J	2022-12-20	2.40	0.19
H	2022-12-20	2.72	0.19
K1	2022-12-20	4.02	0.28
K2	2022-12-20	5.80	0.41

retrieved with a S/N above 8-9 in the IFS data and a S/N of just 5 in the first epoch and of 16.1 in the second one in the IRDIS data. Although the conditions were not optimal in either epochs, the characteristics of the candidate, combined with the additional information provided by the measured Hipparcos-Gaia eDR3 PMA are such that we are confident that the detection is genuine.

Indeed, the separation and the position angle for AFLep b are coherent in all the observations so there are no doubts that we are observing a real object and not a badly subtracted speckle. The differences in the position of the companion between the two epochs could be regarded as orbital motion even if it is difficult to draw a definitive conclusion on this because of the small time span between the two observations. The comparison between the astrometric position of the companion in the two epochs is a clear confirmation that it is actually gravitationally bound to the

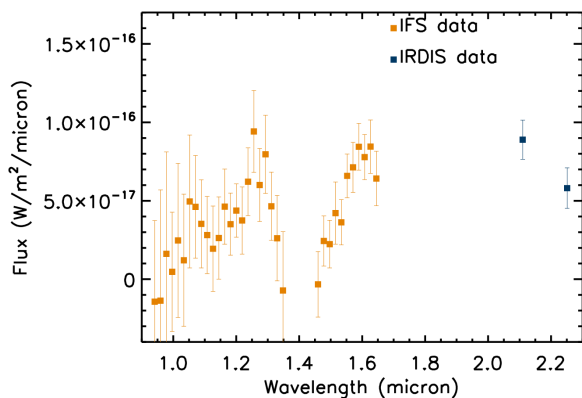


Fig. 4. Extracted spectrum for AF Lep b using both IFS and IRDIS data. Each data point is obtained by making a mean between the values obtained in the two observing epochs. The orange squares are the IFS data points while the blue ones are the IRDIS data points.

star and not a background object. In this case, moreover, we have available also the astrometric measures and the PMA signal obtained by Kervella et al. (2022) to further confirm that it is actually a bound companion. It is important to note that the position of the detected candidate is coherent with the expected position for the object causing the PMA signal within the uncertainties related to the time elapsed between the Gaia and SPHERE epochs. Furthermore, the photometric mass obtained for our candidate is coherent with the dynamical mass expected at that separation to justify the PMA signal. Further follow-up observations will be important to further precise its orbital and physical characteristics. However, the convergence of different detection methods towards results that are in good agreement each other allows us to conclude that the detected companion is actually a bound object.

There are more reasons to exclude that the candidate companion is a background object. First of all, the candidate companion is very red and it has a spectrum compatible with being a small mass physical companion to AF Lep. Secondly, given the large proper motion of the star (about 50 mas/a), if the candidate companion were a background object it would have been about $0.9''$ South-East of the star at the epoch of the first observation of AF Lep reported by Galicher et al. (2016) in February 2006. At this separation the limiting contrast of their observation is 13 mag (in the CH4 band) and the candidate companion should have been detected, while it was not. In addition, there are 760 background stars in Gaia DR3 with a contrast of < 15 mag in the G-band within 10 arcmin from AF Lep. This contrast is comparable to the observed contrast of the candidate companion, that should likely be an M-star if a background object. The surface density of background stars is then 6.72×10^{-4} stars/arcsec². The probability of finding one of them at $0.335''$ or less from AF Lep is then 2.3×10^{-4} . From all these considerations we can then conclude that it is very unlikely that the candidate companion is a background object.

This target has been observed in several high-contrast imaging survey. We can consider then why it was never detected before. The detection of AF Lep b on our images is due to a combination of the very good sensitivity of SPHERE at short separations and of the epoch when this observation was done. Indeed, given the position of AF Lep b and the direction of the PMA vector ($PA = 233.5^\circ$) and considering the fact that it is almost parallel to the companion's PA ($\sim 70^\circ$) suggesting an high or-

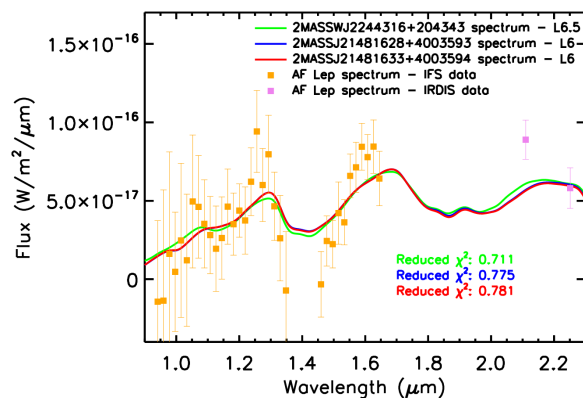


Fig. 5. Comparison of the extracted spectrum of AF Lep b with the three best-fit template spectra from the SpexPrism spectral library. The IFS data points are orange squares while the IRDIS data points are violet squares. The best three template spectra are represented by the green, blue and red solid lines. They are partially overlapped each other. The reduced χ^2 for each template spectrum is reported with the corresponding color.

bit inclination, the separation between the star and the planet was much smaller in the recent past. Given the absolute value of the PMA and the mass ratio we determined ($q \sim 0.005$), we may roughly estimate that the speed of the planet around the star is currently ~ 53 mas/a. The planet should then have been very close to the star (separation $< 0.1''$) at the epochs of the most recent observations of AF Lep like ISPY (Launhardt et al. 2020), GPI (Nielsen et al. 2019), LEECH (Stone et al. 2018) that were performed between 2014 and 2016. Older observations like SPOTS (Asensio-Torres et al. 2018), NICI (Biller et al. 2013), the International Deep planet survey (Galicher et al. 2016) and Kasper et al. (2007) were probably not deep enough to detect this faint object at the small separation it lies.

In the following sections we discuss in detail the results obtained for AF Lep b, together with their implication on the nature of this object.

5.1. Spectral fit

To obtain some information on the physical characteristics of AF Lep b we fitted its spectrum extracted as described in Section 4 both to template spectra and atmospheric models. We stress here that these results present a large uncertainty and they should be regarded with some care because of the large error bars for each spectral data point as can be seen in Figure 4. We obtained the template spectra from the SpexPrism spectral Library (Burgasser 2014) and the results of this fitting procedure can be seen in Figure 5 where we compare the extracted spectrum of AF Lep b with that of the three best-fit template spectra.

The best fit is obtained with $\sim L6$ spectral types. Anyhow, comparably good fits are obtained for other later L spectra types. We can then conservatively conclude that AF Lep b present a late-L spectral type.

As atmospheric models we adopted the BT-Settl models (Allard 2014). The results are shown in Figure 6 where we compare the extracted spectrum of AF Lep b with those of the three best-fit atmospheric models. In this case, the best fits are obtained for models with T_{eff} between 1300 and 1500 K and surface gravity of $\log g \sim 3.5$ -4.0 dex. Also in this case however a larger number

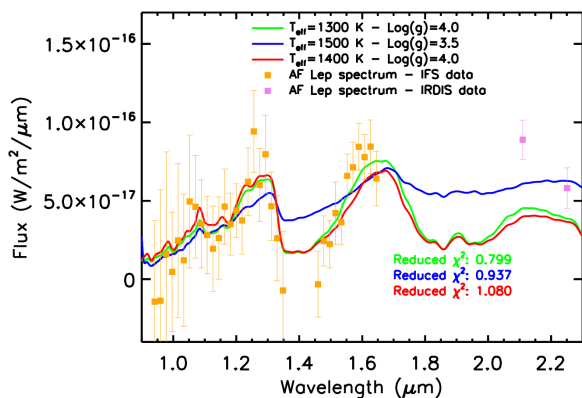


Fig. 6. Comparison of the extracted spectrum of AF Lep b with the three best fit BT-Settl atmospheric models. The IFS data points are orange squares while the IRDIS data points are violet squares. The best three atmospheric models are represented by the green, blue and red solid lines. The reduced χ^2 for each atmospheric model is reported with the corresponding color.

of models at different T_{eff} give a comparably good fit. We can then assume a quite large T_{eff} range between 1000 and 1700 K.

5.2. PMA analysis

An alternative way to visualise the results obtained until now this is provided in Figure 7, which shows the estimated mass of the object causing the PMA signal as a function of the separation from the host star (solid blue line), derived once again following the approach by Kervella et al. (2019). The mass limits obtained from the SPHERE direct imaging data are also shown for different ages of the system, highlighting that the SPHERE images would have allowed for the detection of any companion compatible with PMA at separations lower than 4 au. The position of AF Lep b is marked by a red circle, showing a very good agreement between the mass obtained from the photometry and the PMA dynamical mass prediction at the companion’s separation.

5.3. Orbital fit and dynamical mass estimate

We used the orvara³ (Orbits from Radial Velocity, Absolute, and/or Relative Astrometry; Brandt et al. 2021b) tool to combine the SPHERE astrometry for our two epochs and the PMA information and perform a first orbital fit for AF Lep b and obtain a more precise estimate of its dynamical mass. The results of the fit are summarised by the corner plot shown in Figure 8 and the best-fit values are reported in Table 6, together with the companion’s physical parameters derived from the spectral fit in Section 5.1.

Overall the results of the fit agree with the estimates of the mass and orbital parameters discussed in the previous Section. In particular the inclination is indeed rather high, corroborating the discussion about the previous non-detections, and the mass agrees with both the value obtained from the photometry and the one resulting from the PMA-only analysis. This once again reinforces the argument towards the genuine co-moving nature of the companion.

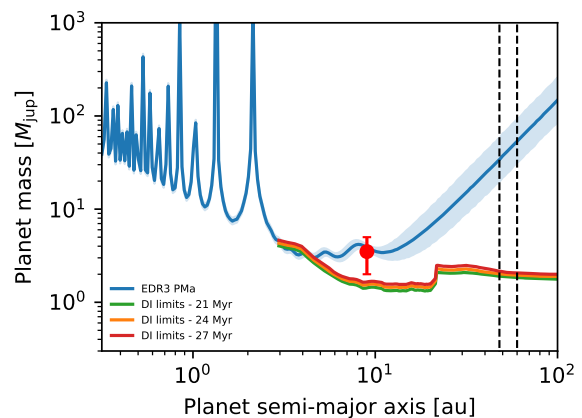


Fig. 7. Comparison of the direct imaging results obtained from the SPHERE observations with the PMA results. The solid blue line represents the mass of the object causing the PMA signal as a function of the separation from the host star. The shaded blue area represents the 1σ confidence interval for this measure. The mass limits obtained from the SPHERE observations for the minimum, expected and maximum ages are represented by the green, orange, and red solid lines, respectively. The red circle represents the position on this diagram of AF Lep b. The error bar in separation is too small to be shown in this Figure. The two vertical black dashed lines represent the position of the external belt of the debris disk hosted by AF Lep.

Table 6. Summary of the physical and orbital parameters of AF Lep b.

Parameter	Value
Temperature (K)	1000-1700
Spectral Type	Late L (>L6)
Photometric Mass (M_{Jup})	2-5.5
Dynamical Mass from PMA (M_{Jup})	~ 5.5
Dynamical Mass from orvara (M_{Jup})	$5.237^{+0.085}_{-0.10}$
Primary Mass from orvara (M_{\odot})	$1.201^{+0.058}_{-0.056}$
Mass ratio	$0.00416^{+0.00022}_{-0.00021}$
Projected separation (arcsec)	0.334 ± 0.001
Position angle (deg)	70.65 ± 0.26
Inclination (deg)	82^{+22}_{-23}
Semi-major axis (au)	$7.99^{+0.85}_{-0.92}$
Ascending node (deg)	249^{+16}_{-12}
Eccentricity	$0.47^{+0.17}_{-0.13}$
Period (years)	$20.6^{+3.4}_{-3.5}$
Argument of periastron (deg)	$46.4^{+9.3}_{-8.9}$
T_0 (JD)	2456328^{+1386}_{-503}

6. Conclusion

We presented in this paper the near-infrared VLT/SPHERE observations of the nearby, young star AF Lep. The main result of this work is the discovery of a planetary-mass companion at low separation from the star. The measured separation of the companion from the star is of $\sim 0.335''$ corresponding to ~ 9 au. We

³ <https://github.com/t-brandt/orvara>

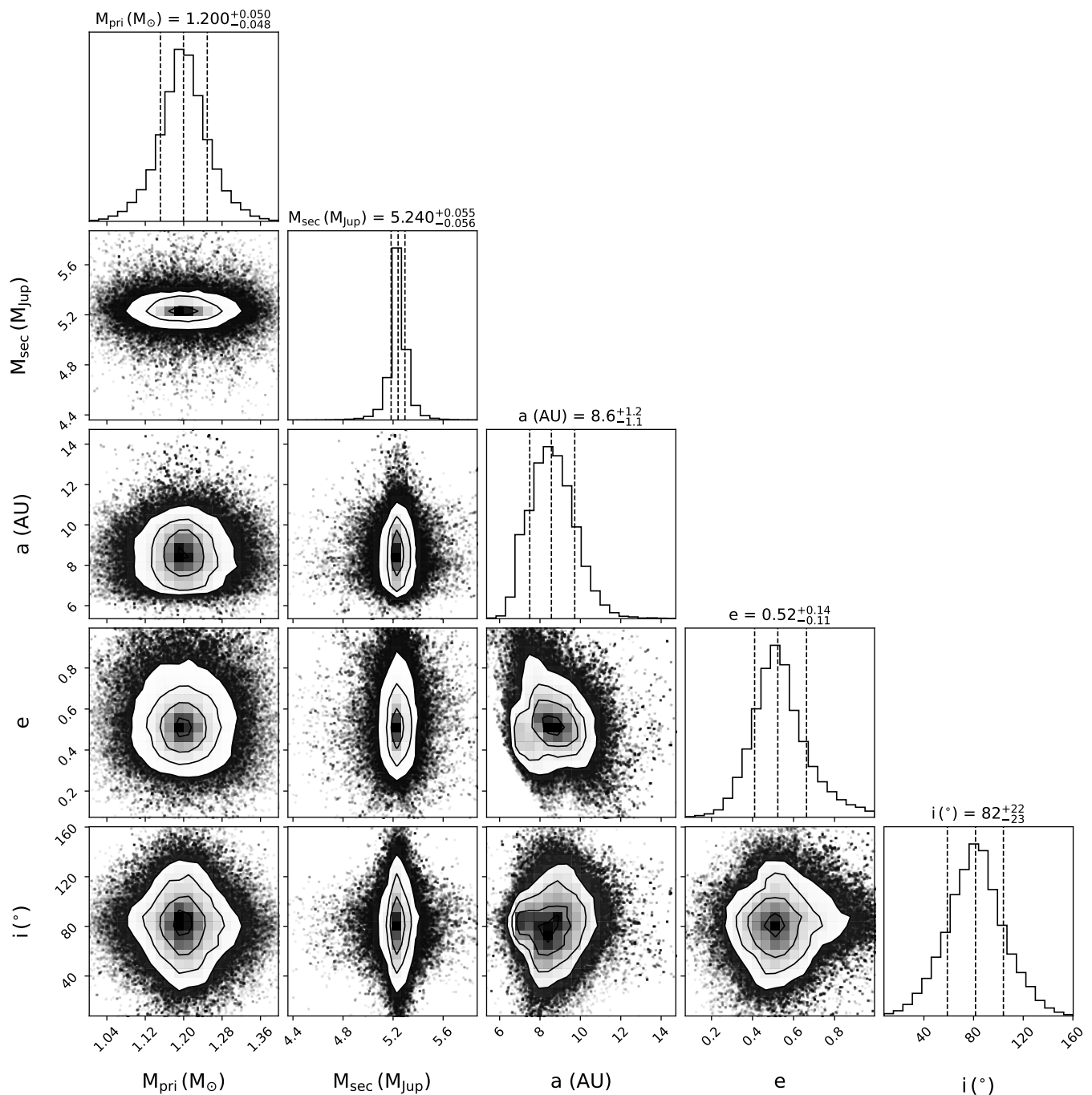


Fig. 8. Corner plot showing the results of the orbital fit performed with the orvara tool. The best-fit values are reported in Table 6.

confirmed that it is gravitationally bound to its host star by comparing its position relative to the host star in two different epochs. Moreover, further confirmation was possible thanks to astrometric considerations based on the PMA measured for the host star. Using the orvara tool, we derived the orbital parameters compatible with the SPHERE astrometry at the two epochs, as well as with the direction and amplitude of the PMA signature. We were also able to derive a first estimate of the companion’s dynamical mass, $\sim 5.2 M_{\text{Jup}}$, which is in good agreement with the value obtained from the analysis of the PMA alone ($5.5 M_{\text{Jup}}$) as well as with the $2\text{--}5 M_{\text{Jup}}$ value obtained from the SPHERE photometry, using atmospheric models.

The S/N of the detection is generally quite low ranging between ~ 5 and ~ 16 according to the observing epoch and to the instrument used. This is especially true in the Y and J spectral bands for which we obtained large error bars. This partially hampers our capability to extract information from the low-resolution spectrum obtained from SPHERE. In any case, we can conservatively conclude that AF Lep b is a late-L spectral type object with a T_{eff} ranging between 1000 and 1700 K. Observing this target in better weather conditions could allow obtaining a detection with a higher S/N. As a consequence, this will allow to extract of a less noisy spectrum with the possibility to obtain more precise physical characteristics.

Finally, it should be noted that AF Lep b is the first companion with a mass well below the deuterium-burning limit detected around a star showing an astrometric signature and among the smallest directly imaged companions overall. Most of the other directly imaged companions to accelerating stars in fact have masses predominantly in the brown dwarf regime (see e.g. HIP 21152 B, HIP 29724 B, HIP 60584 B and HIP 63734 B Bonavita et al. 2022). The recently discovered planetary-mass companions to HIP 99770 (Currie et al. 2022) and HD 206893 (HD 206893 c; Hinkley et al. 2022) are still more massive than AF Lep b ($\sim 16 M_{\text{Jup}}$ and $\sim 12.7 M_{\text{Jup}}$, respectively).

Given its mass and separation, and the host star spectral type, AF Lep b can be considered the first directly detected Jupiter analogue orbiting an accelerating star. Its resemblance to the Solar System, including the presence of a debris belt at a separation up to ~ 60 au resembling the Kuiper belt, makes the AF Lep system an ideal target for future in-depth characterisation, both with GRAVITY or JWST to further refine physical and orbital characteristics of AF Lep b, and with future more precise instruments to search for additional companions.

Acknowledgements. This work has made use of the SPHERE Data Center, jointly operated by OSUG/IPAG (Grenoble), PYTHEAS/LAM/CeSAM (Marseille), OCA/Lagrange (Nice) and Observatoire de Paris/LESIA (Paris). This work has made use of data from the European Space Agency (ESA) mission *Gaia* (<https://www.cosmos.esa.int/gaia>), processed by the *Gaia* Data Processing and Analysis Consortium (DPAC, <https://www.cosmos.esa.int/web/gaia/dpac/consortium>). Funding for the DPAC has been provided by national institutions, in particular, the institutions participating in the *Gaia* Multilateral Agreement. This research has made use of the SIMBAD database, operated at CDS, Strasbourg, France. D.M., R.G., and S.D. acknowledge the PRIN-INAF 2019 "Planetary systems at young ages (PLATEA)" and ASI-INAF agreement n.2018-16-HH.0. A.Z. acknowledges support from the FONDECYT Iniciación en investigación project number 11190837 and ANID – Millennium Science Initiative Program – Center Code NCN2021_080. S.M. is supported by the Royal Society as a Royal Society University Research Fellow. SPHERE is an instrument designed and built by a consortium consisting of IPAG (Grenoble, France), MPIA (Heidelberg, Germany), LAM (Marseille, France), LESIA (Paris, France), Laboratoire Lagrange (Nice, France), INAF-Osservatorio di Padova (Italy), Observatoire de Genève (Switzerland), ETH Zurich (Switzerland), NOVA (Netherlands), ONERA (France) and ASTRON (Netherlands), in collaboration with ESO. SPHERE was funded by ESO, with additional contributions from CNRS (France), MPIA (Germany), INAF (Italy), FINES (Switzerland) and NOVA (Netherlands). SPHERE also received funding from the European Commission Sixth and Seventh Framework Programmes as part of the Optical Infrared Co-ordination Network for Astronomy (OPTICON) under grant number RII3-Ct-2004-001566 for FP6 (2004-2008), grant number 226604 for FP7 (2009-2012) and grant number 312430 for FP7 (2013-2016). For the purpose of open access, the authors have applied a Creative Commons Attribution (CC BY) licence to any Author Accepted Manuscript version arising from this submission.

References

Allard, F. 2014, in *Exploring the Formation and Evolution of Planetary Systems*, ed. M. Booth, B. C. Matthews, & J. R. Graham, Vol. 299, 271–272

Allard, F., Guillot, T., Ludwig, H.-G., et al. 2003, in *Brown Dwarfs*, ed. E. Martín, Vol. 211, 325

Asensio-Torres, R., Janson, M., Bonavita, M., et al. 2018, *A&A*, 619, A43

Bell, C. P. M., Mamajek, E. E., & Naylor, T. 2015, *MNRAS*, 454, 593

Beuzit, J. L., Vigan, A., Mouillet, D., et al. 2019, *A&A*, 631, A155

Biller, B. A., Liu, M. C., Wahhaj, Z., et al. 2013, *ApJ*, 777, 160

Blackwell, D. E. & Lynas-Gray, A. E. 1994, *A&A*, 282, 899

Bonavita, M., Fontanive, C., Gratton, R., et al. 2022, *MNRAS*, 513, 5588

Bonnefoy, M., Lagrange, A. M., Boccaletti, A., et al. 2011, *A&A*, 528, L15

Brandt, G. M., Brandt, T. D., Dupuy, T. J., Li, Y., & Michalik, D. 2021a, *AJ*, 161, 179

Brandt, T. D. 2018, *ApJS*, 239, 31

Brandt, T. D. 2021, *ApJS*, 254, 42

Brandt, T. D., Dupuy, T. J., Li, Y., et al. 2021b, *AJ*, 162, 186

Burgasser, A. J. 2014, in *Astronomical Society of India Conference Series*, Vol. 11, *Astronomical Society of India Conference Series*, 7–16

Butler, R. P., Vogt, S. S., Laughlin, G., et al. 2017, *AJ*, 153, 208

Chauvin, G., Desidera, S., Lagrange, A. M., et al. 2017a, in *SF2A-2017: Proceedings of the Annual meeting of the French Society of Astronomy and Astrophysics*, ed. C. Reylé, P. Di Matteo, F. Herpin, E. Lagadec, A. Lançon, Z. Meliani, & F. Royer, Di

Chauvin, G., Desidera, S., Lagrange, A. M., et al. 2017b, *A&A*, 605, L9

Claudi, R. U., Turatto, M., Gratton, R. G., et al. 2008, in *Society of Photo-Optical Instrumentation Engineers (SPIE) Conference Series*, Vol. 7014, *Ground-based and Airborne Instrumentation for Astronomy II*, ed. I. S. McLean & M. M. Casali, 70143E

Currie, T., Brandt, G. M., Brandt, T. D., et al. 2022, arXiv e-prints, arXiv:2212.00034

Cutispoto, G., Tagliaferri, G., Pallavicini, R., Pasquini, L., & Rodono, M. 1996, *A&AS*, 115, 41

Cutri, R. M., Skrutskie, M. F., van Dyk, S., et al. 2003, *VizieR Online Data Catalog*, II/246

Delorme, P., Meunier, N., Albert, D., et al. 2017, in *SF2A-2017: Proceedings of the Annual meeting of the French Society of Astronomy and Astrophysics*, ed. C. Reylé, P. Di Matteo, F. Herpin, E. Lagadec, A. Lançon, Z. Meliani, & F. Royer, Di

Desidera, S., Chauvin, G., Bonavita, M., et al. 2021, *A&A*, 651, A70

Dohlen, K., Langlois, M., Saisse, M., et al. 2008, in *Society of Photo-Optical Instrumentation Engineers (SPIE) Conference Series*, Vol. 7014, *Ground-based and Airborne Instrumentation for Astronomy II*, ed. I. S. McLean & M. M. Casali, 70143L

Eggen, O. J. 1986, *AJ*, 92, 910

Eker, Z., Ak, N. F., Bilir, S., et al. 2008, *MNRAS*, 389, 1722

Evans, T. M., Ireland, M. J., Kraus, A. L., et al. 2012, *ApJ*, 744, 120

Franson, K., Bowler, B. P., Bonavita, M., et al. 2022, arXiv, arXiv:2211.09840

Fusco, T., Rousset, G., Sauvage, J. F., et al. 2006, *Optics Express*, 14, 7515

Gaia Collaboration, Brown, A. G. A., Vallenari, A., et al. 2021, *A&A*, 649, A1

Gaia Collaboration, Vallenari, A., Brown, A. G. A., et al. 2022, arXiv e-prints, arXiv:2208.00211

Galicher, R., Boccaletti, A., Mesa, D., et al. 2018, *A&A*, 615, A92

Galicher, R., Marois, C., Macintosh, B., et al. 2016, *A&A*, 594, A63

Gray, R. O., Corbally, C. J., Garrison, R. F., et al. 2006, *AJ*, 132, 161

Groff, T. D., Kasdin, N. J., Limbach, M. A., et al. 2015, in *Society of Photo-Optical Instrumentation Engineers (SPIE) Conference Series*, Vol. 9605, *Techniques and Instrumentation for Detection of Exoplanets VII*, ed. S. Shaklan, 96051C

Haffert, S. Y., Bohn, A. J., de Boer, J., et al. 2019, *Nature Astronomy*, 3, 749

Hinkley, S., Lacour, S., Marleau, G. D., et al. 2022, arXiv e-prints, arXiv:2208.04867

Hög, E., Fabricius, C., Makarov, V. V., et al. 2000, *A&A*, 355, L27

Järvinen, S. P., Arlt, R., Hackman, T., et al. 2015, *A&A*, 574, A25

Kasper, M., Apai, D., Janson, M., & Brandt, W. 2007, *A&A*, 472, 321

Kepler, M., Benisty, M., Müller, A., et al. 2018, *A&A*, 617, A44

Kervella, P., Arenou, F., Mignard, F., & Thévenin, F. 2019, *A&A*, 623, A72

Kervella, P., Arenou, F., & Thévenin, F. 2022, *A&A*, 657, A7

Kim, Y.-C. & Demarque, P. 1996, *ApJ*, 457, 340

Langlois, M., Gratton, R., Lagrange, A. M., et al. 2021, *A&A*, 651, A71

Langlois, M., Vigan, A., Moutou, C., et al. 2013, in *Proceedings of the Third AO4ELT Conference*, ed. S. Esposito & L. Fini, 63

Launhardt, R., Henning, T., Quirrenbach, A., et al. 2020, *A&A*, 635, A162

Macintosh, B., Graham, J. R., Barman, T., et al. 2015, *Science*, 350, 64

Macintosh, B., Graham, J. R., Ingraham, P., et al. 2014, *Proceedings of the National Academy of Science*, 111, 12661

Maire, A.-L., Langlois, M., Dohlen, K., et al. 2016, in *Society of Photo-Optical Instrumentation Engineers (SPIE) Conference Series*, Vol. 9908, *Ground-based and Airborne Instrumentation for Astronomy VI*, ed. C. J. Evans, L. Simard, & H. Takami, 990834

Marois, C., Correia, C., Véran, J.-P., & Currie, T. 2014, in *Exploring the Formation and Evolution of Planetary Systems*, ed. M. Booth, B. C. Matthews, & J. R. Graham, Vol. 299, 48–49

Marois, C., Lafrenière, D., Doyon, R., Macintosh, B., & Nadeau, D. 2006, *ApJ*, 641, 556

Marsden, S. C., Mengel, M. W., Donati, F., et al. 2006, in *Astronomical Society of the Pacific Conference Series*, Vol. 358, *Solar Polarization 4*, ed. R. Casini & B. W. Lites, 401

Marsden, S. C., Petit, P., Jeffers, S. V., et al. 2014, *MNRAS*, 444, 3517

Mesa, D., Gratton, R., Zurlo, A., et al. 2015, *A&A*, 576, A121

Messina, S., Lanzafame, A. C., Malo, L., et al. 2017, *A&A*, 607, A3

Nielsen, E. L., De Rosa, R. J., Macintosh, B., et al. 2019, *AJ*, 158, 13

Nordström, B., Mayor, M., Andersen, J., et al. 2004, *A&A*, 418, 989

Nowak, M., Lacour, S., Lagrange, A. M., et al. 2020, *A&A*, 642, L2

Pavlov, A., Feldt, M., & Henning, T. 2008, in *Astronomical Society of the Pacific Conference Series*, Vol. 394, *Astronomical Data Analysis Software and Systems XVII*, ed. R. W. Argyle, P. S. Bunclark, & J. R. Lewis, 581

Pawellek, N., Wyatt, M., Matrà, L., Kennedy, G., & Yelverton, B. 2021, *MNRAS*, 502, 5390

Pecaut, M. J. & Mamajek, E. E. 2013, *ApJS*, 208, 9

Racine, R., Walker, G. A. H., Nadeau, D., Doyon, R., & Marois, C. 1999, *PASP*, 111, 587

Soummer, R., Pueyo, L., & Larkin, J. 2012, *ApJ*, 755, L28

Stone, J. M., Skemer, A. J., Hinz, P. M., et al. 2018, *AJ*, 156, 286

Tagliaferri, G., Cutispoto, G., Pallavicini, R., Randich, S., & Pasquini, L. 1994, *A&A*, 285, 272

Vigan, A., Fontanive, C., Meyer, M., et al. 2021, *A&A*, 651, A72

Vigan, A., Moutou, C., Langlois, M., et al. 2010, *MNRAS*, 407, 71

Zurlo, A., Vigan, A., Mesa, D., et al. 2014, *A&A*, 572, A85