

Emotion Detection in Unfix-length-Context Conversation

Xiaochen Zhang^{1*} and Daniel Tang²

¹ Australian national university, xiaochen.zhang@anu.edu.au

² University of Luxembourg, China, realdanieltang@gmail.com

Abstract. Emotion Detection in conversation is playing a more and more important role in the dialogue system. Existing approaches to Emotion Detection in Conversation (EDC) use a fixed context window to recognize speakers' emotions, which may lead to either scantiness of key context or interference of redundant context. In response, we explore the benefits of variable-length context and propose a more effective approach to EDC. In our approach, we leverage different context windows when predicting the emotion of different utterances. New modules are included to realize variable-length context: 1) two speaker-aware units, which explicitly model inner- and inter-speaker dependencies to form distilled conversational context, and 2) a top-k normalization layer, which determines the most proper context windows from the conversational context to predict emotion. Experiments and ablation studies show that our approach outperforms several strong baselines on three public datasets.

Keywords: Conversation · Emotion Detection · Transformer

1 Introduction

Emotion Detection in Conversation (EDC) is the task of predicting the speaker's emotion in conversation according to the previous context and current utterance. Great technical breakthroughs of EDC promote the development of applications in an army of domains, such as healthcare, political elections, consumer products and financial services [23,21,24,22,20,11,15,18]. Figure 1 shows an example of EDC. Existing approaches [4,6] consider a fixed context window (i.e., the number of preceding utterances), which may suffer from two issues: (1) semantic missing due to a small window; or (2) redundancy problem in big context text, making it difficult to choose the right context in the task CHQA. Therefore, knowing the current speaker is Harry is beneficial to choosing the right context window since one of the preceding utterances explicitly mentions Harry, which indicates that it may contain information relevant to the current utterance. That is, speaker dependencies are the key indicators to determine the right context window. speaker dependencies are both critical to conversation understanding [5], where speaker dependencies can be further categorized into inner- and inter-speaker dependencies [8]. Firstly, we model the above dependencies in an attention-based utterance encoder and two speaker-aware units to generate

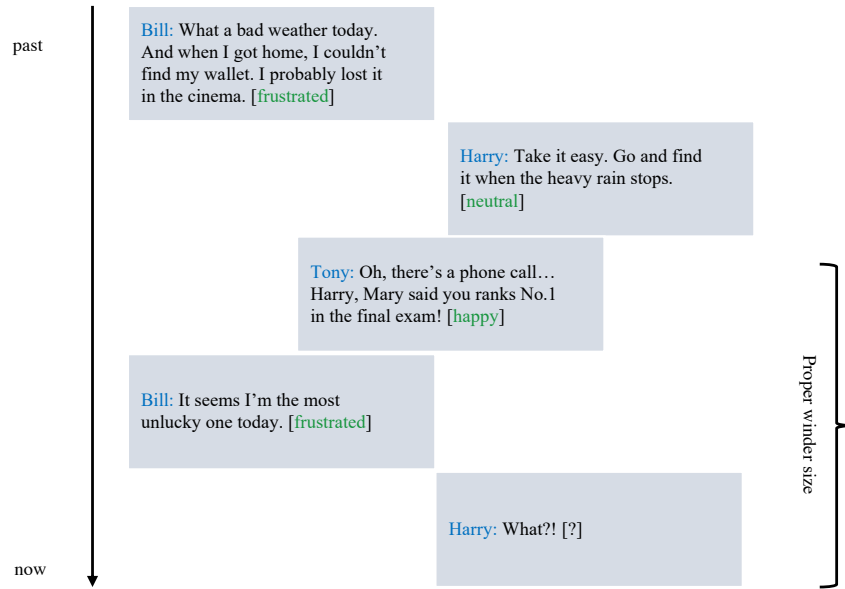


Fig. 1. A multi-party EDC example. The ideal context window to Harry’s emotion would include exactly two preceding utterances, among which Tony provides evidence for Harry being happy. Utterances ahead of Tony are redundant since they are irrelevant to the current turn of conversation.

conversational context representation, where inner- and inter-speaker dependencies are explicitly modeled to help detect the ideal context windows. Next, a top-k normalization layer generates top-k best context windows and their probability weights based on the dimension-reduced context representation. Lastly, we predict the emotion of the current utterance by softly leveraging the top-k best context windows. Experiments show that our approach achieves competitive performance on three public conversational datasets: 66.35% F1 on IEMOCAP [2]; 61.22% F1 on DailyDialog [10]; and 38.93% F1 on EmoryNLP [25]. Extensive ablation studies demonstrate the contribution of each component in our approach as well as the necessity of using variable-length context.

We summarize our contributions as threefold:

- For the first time, we alleviate the context scantiness and context redundancy problems in EDC by varying the length of context.
- We propose a new approach that considers different context windows for different instances to conduct emotion prediction, where 1) speaker dependency is explicitly modeled by new speaker-aware units to help the detection of ideal context windows and 2) a new top-k normalization layer that generates top-k best context windows as well as their weights.
- We achieve competitive results on three public EDC datasets and conduct an elaborate ablation study to verify the effectiveness of our approach.

2 Related Work

Recent EDC studies are based on Deep Learning, which can be further categorized into three main kinds: RNN-based, GCN-based and Transformer-based models. RNN-based models have been well explored in the last few years. Poria et al. (2017) [16] first modeled the conversational context of EDC using Recurrent Neural Networks (RNNs) [14]. Hazarika et al. (2018) [8] took speaker information into account and Hazarika et al. (2018) [7] first modeled Inter-speaker dependencies. Majumder et al. (2019) [13] kept track of speakers’ states and their method could be extended to multi-party conversations. Lu et al. (2020) [12] proposed an RNN-based iterative emotion interaction network to explicitly model the emotion interaction between utterances. Ghosal et al. (2019) [6] and Sheng et al. (2020) [19] adopted relational Graph Convolutional Networks (GCN) to model EDC, where the whole conversation was considered as a directed graph and they employed graph convolutional operation to capture the dependencies between vertices (utterances). However, converting conversations to graphs loses the temporal attributes of the original conversation. Owing to the excellent representation power of transformers [3], some researchers adapted them to EDC and got favorable results [9]. Recently, Ghosal et al. (2020) [4] incorporated commonsense knowledge extracted from pre-trained commonsense transformers COMET [1] into RNNs and obtained favorable results on four public EDC datasets. However, none of the above models regarded the context scantiness or the context redundancy problem as us.

3 Our Method

3.1 Problem Formulation

A conversation consists of n temporally ordered utterances $\{x_1, \dots, x_n\}$ and their speakers $\{s_1, \dots, s_n\}$. x_i is the i -th word in the sequence. At time step t , the goal of EDC is to identify the most-likely categorical emotion label \hat{y}_t for speaker s_t given the current and preceding utterances as well as their speakers: $\hat{y}_t = \operatorname{argmax}_p(y_t | x_{1:t}, s_{1:t})$, where $1 : t$ means set of the former t elements.

3.2 Model

As depicted in Figure 2, our approach consists of the following modules: (1) an utterance encoder that encodes sequential dependencies among utterances; (2) two speaker-aware units that explicitly encode inner-and inter-speaker dependencies to help detect the ideal context windows; (3) a multi-layer perception and a top-k normalization layer that generates distribution over different context windows, from which we determine top-k best context windows and their corresponding weights; and (4) a prediction module that generates emotion distribution from the top-k best context windows with different probability weights.

Utterance Encoder The input of the utterance encoder is a sequence of tokens

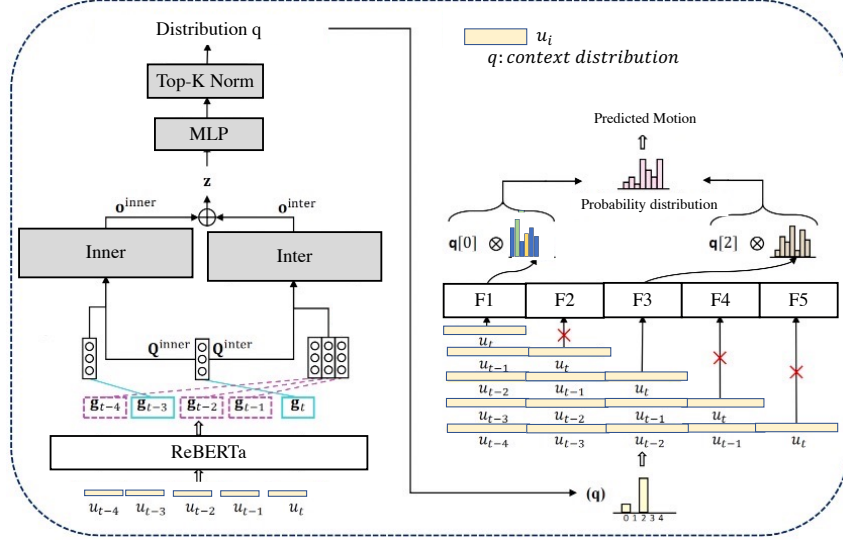


Fig. 2. Overall architecture of our approach.

with speaker information. At time step t , we generate the input sequence by prepending speaker information (i.e. the name of the speaker) to each utterance and then concatenating utterances up to time step t into a single sequence of tokens. The name of the speaker and the utterance are separated by special [SEP] token. The input sequence is fed into the base version of Roberta [12] to encode the sequential dependencies among utterances and generate contextual representation for each utterance:

$$\begin{aligned} u_i &= s_i \oplus [\text{SEP}] \oplus x_i, \\ [g_1, \dots, g_t] &= \text{RoBERTa}(\oplus_{i=1}^t u_i) \end{aligned} \quad (1)$$

where g_i represents the contextual representation for utterance at i , which is the Roberta output corresponding to the first token of u_i . With a context window considering up to M previous time steps, the encoder outputs a sequences of vectors $[g_{t-M}, \dots, g_{t-1}, g_t]$, where $g_i \in \mathcal{R}^d$.

Speaker-Aware Units: Our approach incorporates speaker dependencies to guide the detection of ideal context windows. Concretely, we propose two speaker-aware units to explicitly capture inner-speaker and inter-speaker dependencies. The two units have the same attention-based structure, but they do not share parameters. We first divide utterance contextual representations $[g_{t-M}, \dots, g_{t-1}]$, into two subsets G^{inner} and G^{inter} depending on whether their corresponding speakers are the same as the current one. Each speaker-aware unit then takes the corresponding subset G and g_t as input, and applies multi-head attention

with layer normalization to incorporate speaker dependencies:

$$\begin{aligned} o &= \text{LayerNorm}(c + g_t), \\ c &= \text{Concat}((\text{head}_1, \dots, \text{head}_h), \Phi_1), \\ \text{head}_i &= \text{Attention}((g_t, G, G)^T(\Phi_2, \Phi_3, \Phi_4)), \Phi \in \mathcal{R} \end{aligned} \quad (2)$$

where Φ s are the parameters of the different layer in our model. Finally, we concatenate o^{inter} and o^{inner} into the vector z as $z = [o^{inter}; o^{inner}] \in \mathcal{R}^{2d}$.

Context Window Distribution: Using the distilled vector z , we generate a the probability distribution over context windows ranging from 0 to M . This is done via: (1) a multi-layer perceptron (MLP) which maps the distilled vector to scores of context windows, and (2) a top-k normalization layer that generates distribution over context windows.

Specifically, we first feed the distilled vector z into a two-layer MLP to get scores of context windows s :

$$\begin{aligned} h &= \text{ReLU}(z, \Phi_5) \in \mathcal{R}_h^d, \\ s &= \text{MLP}(h; \Phi_6) \in \mathcal{R}^{M+1} \end{aligned} \quad (3)$$

Emotion Prediction from top-K best Context Windows Instead of using the context window with the highest probability to predict emotion, we use $q = \text{softmax}(s + m)$ as soft labels and leverage all top-K context windows in prediction. As shown in Figure 2, our prediction module contains $M + 1$ context fields from 0 to M , where field i corresponds to the use of context window i . The input of each field, with a [CLS] at its front, is encoded by a field-specific contextual encoder, which has the same architecture as our utterance encoder. We use a field-specific linear classifier to the encoder output for [CLS],

$$g_{CLS}^i \in \mathcal{R}^d \quad (4)$$

, to compute the emotion label distribution p^i given context window i :

$$p^i = \text{softmax}(g_{CLS}^i; \Phi_7) \in \mathcal{R}^c. \quad (5)$$

The final emotion label distribution \hat{p} combines top-K context window distribution and emotion label distributions given different context windows:

$$\hat{p} = \sum_{i \in \text{top-K}} 1[i] p^i \in \mathcal{R}^c. \quad (6)$$

3.3 Training

We optimize cross-entropy loss \mathcal{L} for each mini-batch \mathbf{B} of conversations:

$$\mathcal{L} = \sum_{i=1}^{|\mathbf{B}|} \sum_{j=1}^{|\mathbf{B}_i|} -\log \hat{p}^{ij}[y_{ij}], \quad (7)$$

4 Experiment Design

4.1 Dataset

We evaluate our approach on four publicly available datasets, IEMOCAP [2], DailyDialog [10], MELD [17] and EmoryNLP [25]. They differ in the number of interlocutors, conversation scenes, and the emotion labels. As shown in Table 1, the average conversation lengths of the four datasets differ a lot, with the maximum 49.23 for IEMOCAP and minimum 7.85 for DailyDialog. Moreover, the datasets hold varied data capacity and average utterance lengths. Following existing approaches, models for the datasets are independently trained and evaluated. For preprocessing, we follow Zhong et al. (2019) [26] to lowercase and tokenize the utterances in the datasets using Spacy.

4.2 Baselines

To demonstrate the effectiveness of our approach, we compare it with several strong baselines as follows:

- DialogueRNN, an RNN-based ERC model that keeps track of the states of context, emotion, speakers, and listeners by several separate GRUs.
- DialogueGCN, a GCN-based ERC model, where adopt relational graph neural networks to model different types of relations between utterances in the conversation according to their temporal order and speakers.
- KET, a transformer-based model, which leverages external knowledge from emotion lexicon NRC VAD and knowledge base ConceptNet to enhance the word embeddings. They adopt a hierarchical attention-based strategy to capture contextual information.
- RoBERTa-BASE, the base version of Roberta. The inputs are concatenated utterances and the representation of the first subword from the last layer is fed to a simple linear emotion classifier. If the input length exceeds the limitation of Roberta, we discard the remote utterances at the utterance level.
- COSMIC, a strong ERC model which extracts relational commonsense features from COMET and utilizes several GRUs to incorporate the features to help emotion classification.

5 Experimental Result

5.1 main results

The main results are reported in Table 2. Our approach achieves the best performance on IEMOCAP, DailyDialog and EmoryNLP datasets, surpassing COSMIC by 1.07%, 2.74%, and 0.82% F1 scores respectively. We owe the better performance of our approach over COSMIC to the consideration of variable-length context. Moreover, unlike COSMIC, our approach does not rely on external knowledge. For MELD, the result of our approach is also competitive,

Approach	IEMOCAP	DailyDialog	MELD	EmoryNLP
DialogueRNN [15]	62.75	50.65	57.03	31.70
DialogueGCN [5]	64.18	-	58.10	-
RoBERTa-BASE* [12]	62.46	58.41	63.22	35.44
KET [27]	59.56	53.37	58.18	34.39
COSMIC [3]	65.28	58.48	65.21	38.11
COSMIC without CSK	63.05	56.16	64.28	37.10
Ours*	66.35±0.21	61.22±0.16	64.42±0.18	38.93±0.23

Fig. 3. Main results. The best F1 scores are highlighted in bold. - signifies the unreported results. CSK is the abbreviation of commonsense knowledge. * means the results obtained by our implementation

outperforming all the baselines except COSMIC. We show that the slightly better performance of COSMIC is due to the use of commonsense knowledge (CSK). Our approach performs better than COSMIC without CSK. This indicates that external knowledge could be beneficial to the prediction of short utterances. We leave adding

Ablation Study In order to expose the contribution of different components in our approach, we conduct ablation experiments on the main components: the speaker-aware units and the generation method of context window distribution. **Speaker-Aware Units** We compare the speaker-aware units with the following modeling methods of speaker dependencies: N-Unit: N-Unit shares the same structure with the inner- (inter-) speaker-aware unit. Different from the speaker-aware units, the keys, and values of its inputs are all the previous utterance representations regardless of their inner and inter-speaker relationships. N-unit is non-speaker-aware. S-Unit: S-Unit concatenates one-hot vectors, which indicates the speaker of each utterance, to the utterance representations and conducts the same operation as N-Unit. GCNs: Method from [5], where multiple graph convolution layers capture the speaker dependencies. Nodes are utterances and edge weights are obtained by a similarity-based attention module. We add a max pooling layer and a linear layer after it to get the vector z . The inputs of GCNs are the outputs of our utterance encoder. Fig. fig: ablation shows the comparison results. We attribute the superior performance of our method over S-Unit to the explicit modeling of inner- and inter-speaker dependencies. S-Unit surpasses N-Unit, indicating that speaker information is indispensable in the context modeling of EDC. Moreover, our speaker-aware units gain over the best of the other three methods by 0.33% and 0.72% F1 scores on dyadic datasets (IEMOCAP and DailyDialog), less than those on multiparty datasets (MELD and EmoryNLP), 1.03% and 0.85%. We attribute this to more complex speaker dependencies in multi-party conversations than dyadic conversations. Our method is better at capturing speaker dependencies when more speakers

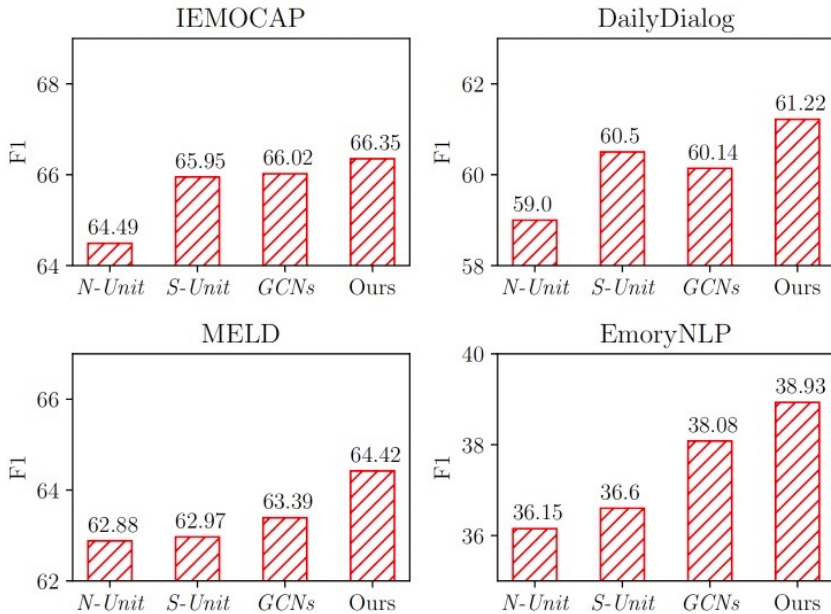


Fig. 4. Ablation for the speaker-aware units on the test sets of four datasets.

participated in the conversation. The generation method of Context Window Distribution q (see Equation 11) controls the activation of context fields and acts as attention, weights to merge the output distributions of activated context fields. In our method, we adopt an MLP and a top-k normalization layer to generate q . We try several other generation methods of q and compare them with our method. Based on the two functions of q , top-k activation of context fields, and output distribution weighting, we consider the following variants of our method:

All-Soft: The top-k normalization layer in our method is replaced by a softmax layer to get q , which means that all of the $M + 1$ context fields are always activated and the output distributions of context fields are merged by attention weights.

Top-Hard: After the top-k normalization layer, K non-zero probabilities in q are set to $1/K$, meaning that the output distributions of K -activated context fields are weighted equally.

All-Hard: Regardless of the sequential and speaker dependencies, all the probabilities in q are set as $M+1$, which means that all of the $M + 1$ context fields are always activated and the output distributions of context fields are weighted equally.

Topk-Soft: Method in our proposed approach. F1 scores of the test sets are shown in Fig fig:tb2. Compared to All-Hard, AllSoft only has better performance on EmoryNLP. We attribute this to the fact that the attention weights of

proper context windows are not significantly larger than those of improper ones. Therefore, directly deactivating improper context fields in our approach is more reasonable than activating them and giving them less attention weights. In response to the above analysis, Topk-Hard outperforms All-Hard nearly across all the datasets, indicating again that we should avoid activating improper context fields. Our top-k normalization layer promotes the attention weights of the K-activated context fields, which is signified by the superior performance of Topk-Soft over Topk-Hard. According to the above analysis, our generation method of context window distribution not only avoids activating improper context fields but also gives the activated ones more reasonable attention weights. As a result, our method outperforms other generation methods. How to further reduce the attention weights of improper context fields deserves more exploration in the future.

Method	IEMOCAP	DailyDialog	MELD	EmoryNLP
<i>All-Soft</i>	65.24	60.51	63.48	37.87
<i>Topk-Hard</i>	65.75	60.22	63.82	38.23
<i>All-Hard</i>	65.42	60.56	63.79	37.11
<i>Topk-Soft</i>	66.35	61.22	64.42	38.93

Fig. 5. Ablation for the generation method of context window distribution on the test sets of four datasets.

6 Conclusion

To alleviate the context scantiness and context redundancy problems in EDC, we present a new EDC approach capable of recognizing speakers’ emotions from variable-length context. In our approach, we first generate a probability distribution over context windows according to sequential and speaker dependencies, where speaker dependencies are explicitly modeled by the newly proposed inner- and inter-speaker units. Then, we introduce a new top-k normalization layer to leverage all top-k best context windows to conduct emotion prediction conditioned on the context window distribution. Elaborate experiments and ablation study demonstrate that our approach can effectively alleviate the context scantiness and context redundancy problems in EDC while achieving competitive performance on three public datasets. In the future, we tend to improve the context window distribution through external knowledge or auxiliary tasks. Also, we’ll explore more effective mechanisms for the detection of proper context windows.

References

1. Bosselut, A., Rashkin, H., Sap, M., Malaviya, C., Celikyilmaz, A., Choi, Y.: Comet: Commonsense transformers for automatic knowledge graph construction. arXiv preprint arXiv:1906.05317 (2019)
2. Busso, C., Bulut, M., Lee, C.C., Kazemzadeh, A., Mower, E., Kim, S., Chang, J.N., Lee, S., Narayanan, S.S.: Iemocap: Interactive emotional dyadic motion capture database. *Language resources and evaluation* **42**(4), 335–359 (2008)
3. Devlin, J., Chang, M.W., Lee, K., Toutanova, K.: Bert: Pre-training of deep bidirectional transformers for language understanding. arXiv preprint arXiv:1810.04805 (2018)
4. Ghosal, D., Majumder, N., Gelbukh, A., Mihalcea, R., Poria, S.: Cosmic: Commonsense knowledge for emotion identification in conversations. arXiv preprint arXiv:2010.02795 (2020)
5. Ghosal, D., Majumder, N., Mihalcea, R., Poria, S.: Utterance-level dialogue understanding: An empirical study. arXiv preprint arXiv:2009.13902 (2020)
6. Ghosal, D., Majumder, N., Poria, S., Chhaya, N., Gelbukh, A.: Dialoguecn: A graph convolutional neural network for emotion recognition in conversation. arXiv preprint arXiv:1908.11540 (2019)
7. Hazarika, D., Poria, S., Mihalcea, R., Cambria, E., Zimmermann, R.: Icon: Interactive conversational memory network for multimodal emotion detection. In: *Proceedings of the 2018 conference on empirical methods in natural language processing*. pp. 2594–2604 (2018)
8. Hazarika, D., Poria, S., Zadeh, A., Cambria, E., Morency, L.P., Zimmermann, R.: Conversational memory network for emotion recognition in dyadic dialogue videos. In: *Proceedings of the conference. Association for Computational Linguistics. North American Chapter. Meeting*. vol. 2018, p. 2122. NIH Public Access (2018)
9. Li, J., Ji, D., Li, F., Zhang, M., Liu, Y.: Hitrans: A transformer-based context-and speaker-sensitive model for emotion detection in conversations. In: *Proceedings of the 28th International Conference on Computational Linguistics*. pp. 4190–4200 (2020)
10. Li, Y., Su, H., Shen, X., Li, W., Cao, Z., Niu, S.: Dailydialog: A manually labelled multi-turn dialogue dataset. arXiv preprint arXiv:1710.03957 (2017)
11. Liu, B.: Sentiment analysis and opinion mining. *Synthesis lectures on human language technologies* **5**(1), 1–167 (2012)
12. Lu, X., Zhao, Y., Wu, Y., Tian, Y., Chen, H., Qin, B.: An iterative emotion interaction network for emotion recognition in conversations. In: *Proceedings of the 28th International Conference on Computational Linguistics*. pp. 4078–4088 (2020)
13. Majumder, N., Poria, S., Hazarika, D., Mihalcea, R., Gelbukh, A., Cambria, E.: Dialoguernn: An attentive rnn for emotion detection in conversations. In: *Proceedings of the AAAI conference on artificial intelligence*. vol. 12, pp. 6818–6825 (2019)
14. Medsker, L.R., Jain, L.: Recurrent neural networks. *Design and Applications* **5**, 64–67 (2001)
15. Nasukawa, T., Yi, J.: Sentiment analysis: Capturing favorability using natural language processing. In: *Proceedings of the 2nd international conference on Knowledge capture*. pp. 70–77 (2003)
16. Poria, S., Cambria, E., Hazarika, D., Majumder, N., Zadeh, A., Morency, L.P.: Context-dependent sentiment analysis in user-generated videos. In: *Proceedings of*

- the 55th annual meeting of the association for computational linguistics (volume 1: Long papers). pp. 873–883 (2017)
17. Poria, S., Hazarika, D., Majumder, N., Naik, G., Cambria, E., Mihalcea, R.: Meld: A multimodal multi-party dataset for emotion recognition in conversations. arXiv preprint arXiv:1810.02508 (2018)
 18. Poria, S., Majumder, N., Mihalcea, R., Hovy, E.: Emotion recognition in conversation: Research challenges, datasets, and recent advances. *IEEE Access* **7**, 100943–100953 (2019)
 19. Sheng, D., Wang, D., Shen, Y., Zheng, H., Liu, H.: Summarize before aggregate: a global-to-local heterogeneous graph inference network for conversational emotion recognition. In: *Proceedings of the 28th International Conference on Computational Linguistics*. pp. 4153–4163 (2020)
 20. Tang, X., Sun, T., Zhu, R., Wang, S.: Ckg: Dynamic representation based on context and knowledge graph. In: *2020 25th International Conference on Pattern Recognition (ICPR)*. pp. 2889–2895. IEEE (2021)
 21. Tang, X., Zhu, R., Sun, T., Wang, S.: Moto: Enhancing embedding with multiple joint factors for chinese text classification. In: *2020 25th International Conference on Pattern Recognition (ICPR)*. pp. 2882–2888. IEEE (2021)
 22. Wang, S., Tang, D., Zhang, L.: A large-scale hierarchical structure knowledge enhanced pre-training framework for automatic icd coding. In: Mantoro, T., Lee, M., Ayu, M.A., Wong, K.W., Hidayanto, A.N. (eds.) *Neural Information Processing*. pp. 494–502. Springer International Publishing, Cham (2021)
 23. Wang, S., Tang, D., Zhang, L., Li, H., Han, D.: Hienet: Bidirectional hierarchy framework for automated icd coding. In: *Database Systems for Advanced Applications: 27th International Conference, DASFAA 2022, Virtual Event, April 11–14, 2022, Proceedings, Part II*. pp. 523–539 (2022)
 24. Wang, X., Tang, D.: Automatically extracting information in medical dialogue: Expert system and attention for labelling. arXiv e-prints pp. arXiv–2211 (2022)
 25. Zahiri, S.M., Choi, J.D.: Emotion detection on tv show transcripts with sequence-based convolutional neural networks. In: *Workshops at the thirty-second aaii conference on artificial intelligence* (2018)
 26. Zhong, P., Wang, D., Miao, C.: Knowledge-enriched transformer for emotion detection in textual conversations. arXiv preprint arXiv:1909.10681 (2019)