

USER: Unsupervised Structural Entropy-based Robust Graph Neural Network

Yifei Wang¹, Yupan Wang¹, Zeyu Zhang¹, Song Yang¹, Kaiqi Zhao¹, Jiamou Liu^{1*}

¹ School of Computer Science, The University of Auckland, New Zealand
 {wany107, ywan980, zzha669, syan382}@aucklanduni.ac.nz, {kaiqi.zhao, jiamou.liu}@auckland.ac.nz

Abstract

Unsupervised/self-supervised graph neural networks (GNN) are vulnerable to inherent randomness in the input graph data which greatly affects the performance of the model in downstream tasks. In this paper, we alleviate the interference of graph randomness and learn appropriate representations of nodes without label information. To this end, we propose USER, an unsupervised robust version of graph neural networks that is based on structural entropy. We analyze the property of intrinsic connectivity and define intrinsic connectivity graph. We also identify the rank of the adjacency matrix as a crucial factor in revealing a graph that provides the same embeddings as the intrinsic connectivity graph. We then introduce structural entropy in the objective function to capture such a graph. Extensive experiments conducted on clustering and link prediction tasks under random-noises and meta-attack over three datasets show USER outperforms benchmarks and is robust to heavier randomness.

1 Introduction

Neural-based methods for processing complex graph data have become indispensable to a wide range of application areas from social media mining, recommender systems, to biological data analysis and traffic prediction. *Graph representation learning* (GRL) plays a central role in these methods, providing vectorized graph encodings which are crucial for downstream tasks such as community detection, link prediction, node classification, and network visualization (Hamilton, Ying, and Leskovec 2017a). Among the many GRL methods that emerged in recent years, *graph neural network* (GNN) (Hamilton, Ying, and Leskovec 2017b; Kipf and Welling 2017; Veličković et al. 2018) provides a powerful paradigm that extracts graph encodings through a recursive aggregation scheme (Kipf and Welling 2017). The aggregation scheme learns a node’s embedding using both the feature of the node itself and aggregated feature of its neighbours, thereby capturing structural information of the graph. The advantage of GNN-based models has been attested by outstanding performance on many tasks (Kipf and

Welling 2016; Wang et al. 2017; Pan et al. 2018; Gao and Huang 2018; Veličković et al. 2019; Zhang et al. 2019; Wang et al. 2019a; Pan et al. 2019; Cui et al. 2020; Mavromatis and Karypis 2021).

Despite the successes above, the performance of a GNN-based model hinges on reliable input graph data (Jin et al. 2020b; Chen et al. 2020; Luo et al. 2021). More specifically, small perturbation on the input graph may ends in drastically different encodings after the recursive aggregation scheme (see Figure 1). However, The randomness of input graph is inevitable. As (Wang et al. 2019b) discussed, the edges in the graph are formed randomly, following an underlying intrinsic connectivity distribution of nodes. (Fortunato 2010) asserts that such distribution is highly inhomogeneous, with edges concentrated within some conglomerates of nodes, resulting in a community structure. Each such conglomerate is called a community: they have dense inner-connections but sparse inter-connections. The community structure of a network can be interpreted in a probabilistic way: A fixed but unknown edge (probabilistic) distribution is presented between any pairs of nodes that determines a community structure, yet we only observe a *sample* from this distribution. This inherent randomness triggers the perturbations in the input graph that interferes the recursive aggregation scheme.

It is therefore desirable to develop a model that captures the so-called “*intrinsic connectivity graph*”, a graph that reflects the intrinsic connectivity in the dataset. A straightforward approach is to unravel the intrinsic connectivity graph from node labels that indicates the communities. However, ground truth labels are often not available in real-world applications. Our task is thus to develop an *unsupervised* approach for unsupervised/self-supervised GNN. For this task, one needs to address the following three challenges: **(a)** The first challenge demands an operational criterion for alleviating the interference of graph randomness². Since ground truth labels are not present, we need to find a new criterion to find a graph that mitigates the interference of graph randomness. **(b)** Given such a criterion in (a), the second challenge concerns how a graph that meets it can be learnt. More precisely, this challenge seeks for an objective function that guides to reveal a new graph that satisfies the crite-

*Corresponding author

Copyright © 2023, Association for the Advancement of Artificial Intelligence (www.aaai.org). All rights reserved.

¹Full proof, experimental details, and code of our work is available at <https://github.com/wangyifeibeijing/USER>.

²Here by graph randomness, we only consider the perturbation of edges.

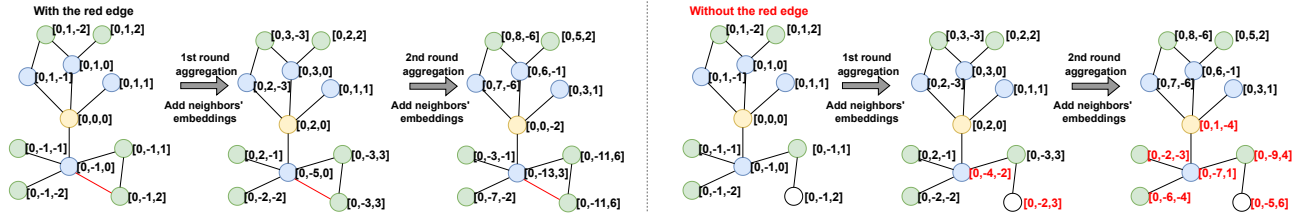


Figure 1: Modifying an edge causes more than half of the nodes’ embeddings to change after two rounds of aggregation

tion. (c) The third challenge seeks a framework to generate the new graph. Common GNN models generate graphs with the node embedding results. However, (Jin et al. 2020b) assert that graphs generated from interfered node embeddings are unreliable. A desirable solution to this question would be learning embeddings and the new graph simultaneously.

For (a), we will show in **Section 3** that there exist multiple “innocuous graphs” for which GNN may produce the same embeddings as the desired intrinsic connectivity graph. We call these graphs *GNN-equivalent*. Thus any one of such innocuous graphs can help GNN mitigate the interference of randomness. As the number of groups in the intrinsic connectivity graph (the number of communities c) is known for many datasets, we justify two assertions about the innocuous graphs: For the innocuous graphs, the rank of its corresponding adjacency matrix is no less than the number of groups in the intrinsic connectivity graph. Then, if we partition innocuous graphs into groups with high concentrations of edges inside groups, and low concentrations between them, features of two nodes that in the same group should be relatively similar. These assertions direct our pursuit for innocuous graph.

For (b), to reflect all assertions above, we develop a tool to learn a graph that satisfies the conditions above. In **Section 4**, we invoke structural information theory (Li and Pan 2016; Li et al. 2016; Liu et al. 2019). Through a class of *structural entropy* measures, structural information theory recently emerges to capture intrinsic information contained within a graph structure and have been increasingly applied to graph learning. Here, we connect the notion of network partition structural information (NPSI), a type of structural entropy, with the rank of the adjacency matrix and show that minimizing structural entropy would facilitate the search for a innocuous graph.

For (c), we combine the tools developed above and design a novel framework, called **Unsupervised Structural Entropy-based Robust graph neural network (USER)**, to support GNN with a trainable matrix to learn the adjacency matrix of an innocuous graph. See **Section 5**. Our method makes it possible to learn the innocuous graph structure and the node embeddings simultaneously. As the embeddings are derived from the innocuous graph, rather than the input graph, they are tolerant to randomness.

We developed a series of experiments to validate our USER framework. Thee experiment results show that on both clustering and link prediction tasks, with the support of USER, even traditional GAE model surpasses state of the art baselines. We inject randomness into the graph. With 50%

random noises, accuracy of USER improves from SOTA by up to 14.14% for clustering on well-known Cora dataset, while improvement for link prediction reaches 13.12% on Wiki dataset. Moreover, USER exhibits higher advantage in the presence of adversarial attacks. Facing 20% meta-attack (Zügner and Günnemann 2019), USER’s improvements over SOTA is up to 190.01% for clustering on Citeseer. Our contributions can be summarized as follows:

- We are the first to introduce the notion of GNN-equivalent and innocuous graph. We utilize them for mitigating the interference of graph randomness;
- We proposed a structural entropy-based objective function that is suitable for learning the innocuous graph;
- We conduct extensive experiments, which show that USER performs effectively confronting randomness.

2 Related Work

GRL and GNN. Graph representation learning (GRL) generates vectorized encoding from graph data. Nowadays GRL is instrumental in many tasks that involves the analysis of graphs (Hamilton, Ying, and Leskovec 2017a). As a mainstream GRL paradigm, graph neural network (GNN) captures a node’s structural information and node features by recursively aggregating its neighborhood information using an *information aggregation scheme*. Based on this idea, Graph Autoencoder (GAE) and Variational GAE (VGAE) (Kipf and Welling 2016) are developed to use GCN (Kipf and Welling 2017) as an encoder to learn node embeddings, and an inner product decoder to reconstruct the graph structure. As a variant of GAE, ARGAE (Pan et al. 2018) trains an adversarial network to learn more robust node embeddings. To alleviate the high-frequency noises in the node features, Adaptive Graph Encoder (AGE) (Cui et al. 2020) utilizes a Laplacian smoothing filter to preprocess the node features. Different from reconstructing the graph structure, maximizing the *mutual information* (MI) (Hjelm et al. 2018) is another well-studied approach for GRL. For example, the model DGI (Veličković et al. 2019) employs GNN to learn node embeddings and a graph-level embedding, then maximize MI between them to improve the representations’ quality. The model GIC (Mavromatis and Karypis 2020) follows this idea and seeks to additionally capture community-level information of the graph structure.

Despite GNN’s outstanding performance, studies have demonstrated that small perturbation on the input graph can fool the GNN (Li et al. 2018; Zhu et al. 2021a; Wan and

Kokel 2021; Wu et al. 2019b). These perturbations are inevitable, especially for unsupervised models. New learning paradigms are proposed to alleviate the influence of such perturbations. The model Cross-graph (Wang et al. 2020) maintains two autoencoders. Every encoder learns node embeddings and reconstructs adjacency matrix to be passed to the peer-autoencoder as the input for the next iteration. *Graph contrastive learning (G-CL)* models such as GCA (Zhu et al. 2021b) also improve the robustness of GNN. These methods construct data augmentation and negative pairs by modifying the input graph structure. However, none of these works explain how these perturbations were formed. In this paper, inspired by (Wang et al. 2019b; Fortunato 2010; Zhang et al. 2019; Wu et al. 2019a; Zhu and Koniusz 2020) we introduce the notion of innocuous graph to learn the embeddings same to these corresponding to the intrinsic connectivity graph, which helps GNN models to mitigate the impact of randomness.

Structural entropy. Structural entropy is a major tool utilized in our paper. An entropy measure has long been sought after in computer science to analyze the intrinsic information embodied in structures (Brooks Jr 2003). Several classical entropy measures have been designed for this purpose (Dehmer 2008; Anand and Bianconi 2009). In particular, the model infomap (Rosvall, Axelsson, and Bergstrom 2009) tries to analyze graphs with a form of entropy defined on random walks. In (Li and Pan 2016; Li et al. 2016), the authors re-invented structural information theory and proposed a hierarchy of *structural entropy* to analyze networks. This notion has been utilized in several work, e.g., (Liu et al. 2019, 2022; Chen and Liu 2019), to adversarial graph learning. However, to date, no study has attempted to integrate structural entropy with enhance GNN’s resilience to randomness in graph data.

3 Criteria to Mitigate Randomness

We use \vec{x}, \vec{y}, \dots to denote vectors where x_i denotes the i th entry of \vec{x} . We use capital letters X, Y, A, \dots to denote real-valued matrices. For any matrix M , M_i denotes the i th row vector and M_{ij} denotes the (i, j) th entry of M . In this paper, we focus on undirected, unweighted graphs where every node is associated a d -dimensional feature vector. Formally, such a graph can be denoted by $\mathcal{G} = (\mathcal{V}, \mathcal{E}, X)$ where \mathcal{V} is a set of n nodes $\{v_1, \dots, v_n\}$, \mathcal{E} is a set of edges $\{v_i, v_j\}$, and $X \in \mathcal{M}_{n,d}(\mathbb{R})$ denotes the *feature matrix* where X_i is the feature vector of node v_i . The pair $(\mathcal{V}, \mathcal{E})$ is represented by an *adjacent matrix* $A \in \mathcal{M}_n(\{0, 1\})$, where $A_{ij} = 1$ if $\{v_i, v_j\} \in \mathcal{E}$. Here we assume the graph does not contain any isolated node. Indeed, most studies on GNN omit isolated nodes before training (Kipf and Welling 2016; Mavroumatis and Karypis 2021). At last, we use $\mathcal{C}_0, \mathcal{C}_1, \dots, \mathcal{C}_{c-1}$ to denote c sets of nodes. If they satisfy: $k \neq m \Rightarrow \mathcal{C}_k \cap \mathcal{C}_m = \emptyset$ and $\forall k < c: \mathcal{C}_k \neq \emptyset$, we call them partitions.

Taking input graph \mathcal{G} , a *graph neural network (GNN)* can be denoted by the function

$$\text{GNN} \left(A, X, \left\{ W^{(\ell)} \right\} \right) = H^{(t)} \quad (1)$$

where $H^{(0)} = X$ and

$$H^{(\ell)} = \sigma(\text{agg}(AH^{(\ell-1)}W^{(\ell)})) \text{ for all } \ell \in (0, t],$$

$H^{(\ell)} \in \mathbb{R}^{n \times d^\ell}$, $W^{(\ell)} \in \mathbb{R}^{d^{(\ell-1)} \times d^{(\ell)}}$, and $d^{(0)} = d$. Here $H^{(\ell)}$ is the matrix learned by the ℓ th information aggregation layer and $H^{(0)} = X$, taking the original features as the input to the 1st layer; $\sigma(\cdot)$ is the activation function; $\text{agg}(\cdot)$ is the aggregation; and $W^{(\ell)}$ contains learnable parameters. GNN with non-injective $\sigma(\cdot)$ and $\text{agg}(\cdot)$ are inefficient when learning graph structures (Xu et al. 2019). Thus we only discuss GNN with injective $\sigma(\cdot)$ and $\text{agg}(\cdot)$ functions. By (1), in GNN models, the vector representation of a node is computed with not only its own features but also features of its neighbors accumulated recursively.

As mentioned above, a real-world input graph dataset is inherently random and unstable (Jin et al. 2020b). On the other hand, such datasets would reflect certain hidden but stable underlying *intrinsic connectivity* distribution (Wang et al. 2019b; Fortunato 2010). (Fortunato 2010) asserts that for a dataset which can be naturally separated, say, into c partitions (or *classes* in a node classification task), intrinsic connectivity satisfies that nodes in the same partition are more likely to be connected than nodes in different partitions. We capture this intrinsic connectivity with the next definition.

Definition 3.1 (Intrinsic connectivity graph) For a dataset that contains c partitions, suppose $\mathcal{G}_I = (\mathcal{V}, \mathcal{E}_I)$ satisfies: For any two nodes v_i and v_j , there exists an edge $(v_i, v_j) \in \mathcal{E}_I$ iff v_i and v_j belong to the same partition. We call \mathcal{G}_I the intrinsic connectivity graph.

Let $\text{Rank}(M)$ denote the rank of a matrix M .

Theorem 3.1 (Rank of \mathcal{G}_I ’s adjacency matrix A_I) For a dataset that contains c partitions, we have $\text{Rank}(A_I) = c$ where A_I is \mathcal{G}_I ’s adjacency matrix.

Our aim is to extract a new graph from a real-world dataset to mitigate the interference of graph randomness. Without ground truth label, finding this intrinsic connectivity graph is impractical. However, we observe that, GNN may learn the same embeddings from different input graphs:

Definition 3.2 (GNN-equivalent) Let $\mathcal{G}_0 = (\mathcal{V}, \mathcal{E}_0, X)$ and $\mathcal{G}_1 = (\mathcal{V}, \mathcal{E}_1, X)$ be two graphs with the same set of nodes and adjacency matrices A_0 and A_1 , respectively. Suppose we run GNN respectively on these two graph, and the following holds: for any feature matrix X . in each layer ℓ , and any $W_0^{(\ell)}$, there exist weights $W_1^{(\ell)}$ such that:

$$\sigma(\text{agg}(A_0H^{(\ell-1)}W_0^{(\ell)})) = \sigma(\text{agg}(A_1H^{(\ell-1)}W_1^{(\ell)})).$$

Then we call \mathcal{G}_0 and \mathcal{G}_1 GNN-equivalent.

By Def. 3.2, when \mathcal{G}_1 is GNN-equivalent to \mathcal{G}_0 , a GNN with \mathcal{G}_1 as input may learn the same embeddings as if \mathcal{G}_0 is the input. Thus using graphs GNN-equivalent to intrinsic connectivity graph \mathcal{G}_I makes it possible for the GNN to learn the same embeddings as inputting \mathcal{G}_I . We call such a graph *innocuous*.

Definition 3.3 (innocuous graph) Suppose \mathcal{G}_I is the intrinsic connectivity graph for a dataset. An innocuous graph \mathcal{G}' is one that is GNN-equivalent to \mathcal{G}_I .

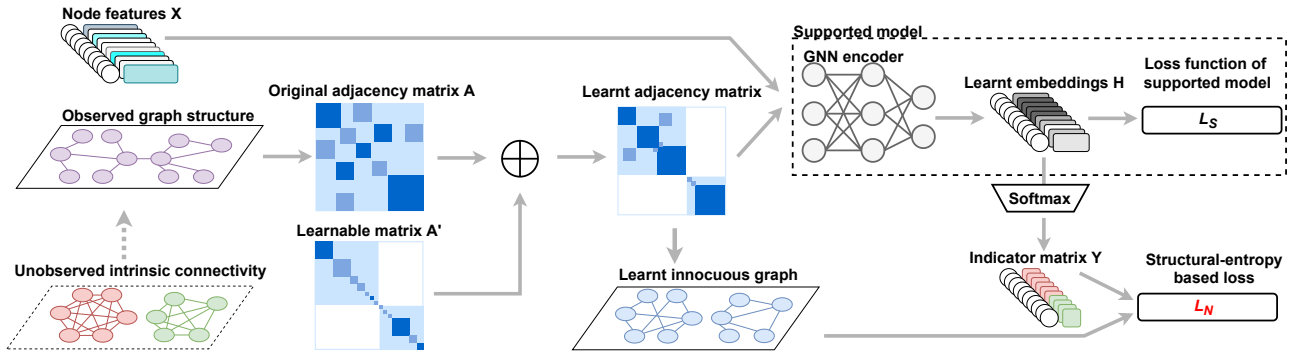


Figure 2: The USER framework. To mitigate randomness-interference in observed graph, an innocuous graph is constructed. We optimize structural entropy-based \mathcal{L}_N to learn innocuous graph.

To search for such graphs, we introduce the necessary condition for being GNN-equivalent to a specific graph:

Theorem 3.2 (necessary condition of GNN-equivalence)
 \mathcal{G}_1 is GNN-equivalent to \mathcal{G}_0 only if $\text{Rank}(A_1) \geq \text{Rank}(A_0)$.

Corollary 3.1 (necessary condition of innocuous graph)
 \mathcal{G}' is a innocuous graph only if $\text{Rank}(A') \geq \text{Rank}(A_I)$.

By Theorem 3.1 and Corollary 3.1, adjacency matrix A' of innocuous graph \mathcal{G}' satisfies $\text{Rank}(A') \geq c$.

Aside from the property above, we further remark on another commonly-used assumption (Wu et al. 2019b; Jin et al. 2020b): *In a graph over which a GNN may extract semantically-useful node embeddings, adjacent nodes are likely to share similar features than non-adjacent nodes.* This formulation, however, only considers information aggregation of GNN along a single edge. We now extend feature smoothness to group-level. Let $f(\vec{x}, \vec{y})$ be a function that evaluates similarity between learnt node embeddings, i.e., similarity between two embedding vectors \vec{x} and \vec{y} leads to a smaller $f(\vec{x}, \vec{y})$. We formulate group-level feature smoothness of a innocuous graph:

Assumption 3.1 (group-level feature smoothness)

Suppose $k \neq m$. Then for any three nodes v_a, v_b, v_c that satisfy $v_a \in \mathcal{C}_k, v_b \in \mathcal{C}_k$ and $v_c \in \mathcal{C}_m$, we have $f(X_a, X_b) \leq f(X_a, X_c)$.

In the next section, we formulate an overall criterion for finding an innocuous graph, which incorporate a necessary condition (Corollary 3.1) and an auxiliary assumptions (Assumptions 3.1).

4 Structural Entropy-based Loss

As discussed above, our model need to learn a graph that satisfies necessary conditions (Corollary 3.1 and Assumptions 3.1) for obtaining an innocuous graph. In this section, we interpret these conditions using the language of structural information theory and formulate an optimization problem. Following recent progress on structural information theory (Li and Pan 2016), we invoke the notion of *network partition structural information (NPSI)*, which was not be used in GNN models before.

To explain NPSI, we firstly introduce the following notations: $P(\mathcal{G}) = \{\mathcal{C}_0, \mathcal{C}_1, \dots, \mathcal{C}_{r-1}\}$ is a *partition* of \mathcal{G} . Then, $P(\mathcal{G})$ can be denoted by a matrix $Y \in \{0, 1\}^{n \times r}$, where $Y_{ik} = 1$ if $v_i \in \mathcal{C}_k$ otherwise $Y_{ik} = 0$. We call Y the *indicator matrix*. Since $\mathcal{C}_k \neq \emptyset, (Y^T Y)_{kk} > 0$, and since $\forall k \neq m, \mathcal{C}_k \cap \mathcal{C}_m = \emptyset, (Y^T Y)_{km} = 0$.

For a graph \mathcal{G} and partition $P(\mathcal{G})$, let vol_k be the number of edges with at least one node in \mathcal{C}_k and g_k be the number of edges with only one node in \mathcal{C}_k . Then by (Liu et al. 2019), NPSI is:

$$NPSI_{\mathcal{G}P(\mathcal{G})} = \sum_{k < r} \left(\frac{vol_k - g_k}{2|\mathcal{E}|} \log_2 \frac{vol_k}{2|\mathcal{E}|} \right) \quad (2)$$

To utilize it in GNN models, we define a matrix form of NPSI. Note that $vol_k - g_k$ is the number of edges with both nodes in \mathcal{C}_k , which equals to the k -th diagonal element in $Y^T A Y$, while the k -th value in sum of column in $(A Y)$ equals to vol_k and can be computed by the k -th diagonal element in $\{1\}^{r \times n} A Y$. Then let $\text{trace}(\cdot)$ be the trace of input matrix,

$$\begin{aligned} NPSI(A, Y) &= NPSI_{\mathcal{G}P(\mathcal{G})} \\ &= \sum_{k < r} \left(\frac{vol_k - g_k}{2|\mathcal{E}|} \log_2 \frac{vol_k}{2|\mathcal{E}|} \right) \\ &= \sum_{k < r} \left(\frac{(Y^T A Y)_{kk}}{2\text{sum}(A)} \times \log_2 \left(\frac{(\{1\}^{r \times n} A Y)_{kk}}{2\text{sum}(A)} \right) \right) \\ &= \text{trace} \left(\frac{Y^T A Y}{2\text{sum}(A)} \otimes \log_2 \left(\frac{\{1\}^{r \times n} A Y}{2\text{sum}(A)} \right) \right) \end{aligned}$$

With the definition above, $NPSI(A, Y)$ can be incorporated into GNN. NPSI is designed to learn Y on a fixed \mathcal{G} (Li and Pan 2016). However, if we fix an $Y \in \{0, 1\}^{n \times r}$ which satisfies $(Y^T Y)_{kk} > 0$ and $(Y^T Y)_{km} = 0$ for $k \neq m$, we can learn a graph \mathcal{G}' with corresponding adjacency matrix A' satisfying $\text{Rank}(A') \geq r$:

Theorem 4.1 (minimize NPSI with learnable A')

$$\begin{aligned} \text{Suppose } A' &= \arg \min_{A'} (NPSI(A', Y)), \\ \text{s.t. } A'_{ij} &\geq 0 \text{ and } A' = A'^T, \end{aligned} \quad (3)$$

A' satisfies: $\text{Rank}(A') \geq r$

Therefore, based on NPSI, if we set $r = c$, we construct an objective function to learn an adjacency A' which satisfies necessary condition Corollary 3.1. Besides this, (Li and Pan 2016) shows that by minimizing NPSI on fixed \mathcal{G}' , we can divide the graph into partitions with high inner-connectivity and sparse inter-connectivity. Specifically, when input \mathcal{G}' is fixed, we can obtain the partition of such groups by optimizing:

$$\mathcal{C}_k = \{v_i | Y_{ik} \neq 0\} \text{ where,}$$

$$Y = \arg \min_Y (NPSI(A', Y))$$

$$s.t. Y \in \{0, 1\}^{n \times r}, (Y^T Y)_{km} \begin{cases} > 0 & \text{if } k = m, \\ = 0 & \text{otherwise.} \end{cases}$$

With the partition indicator Y , we utilize the well known Davies-Bouldin index (DBI) to analyze the similarity of node features inside same group (Davies and Bouldin 1979):

$$DBI(X, Y) = \frac{1}{r} \sum_{k < r} DI_k$$

$$\text{where: } DI_k = \max_{m \neq k} (R_{km}), R_{km} = \frac{S_k + S_m}{M_{km}} \quad (4)$$

$$S_k = \left(\frac{1}{|\mathcal{C}_k|} \sum_{Y_{ik}=1} (|X_i - \bar{X}_k|^2) \right)^{\frac{1}{2}},$$

$$M_{km} = (|\bar{X}_k - \bar{X}_m|^2)^{\frac{1}{2}}, \bar{X}_k = \frac{\sum_{Y_{ik}=1} X_i}{|\mathcal{C}_k|}.$$

An adjacency matrix A' satisfies Assumptions 3.1 would make $DBI(X, Y)$ small. Therefore based on NPSI, we construct an objective function to learn an adjacency A which satisfies the necessary conditions (Corollary 3.1 and Assumptions 3.1) simultaneously. Let β be a hyper-parameter. The objective function is:

$$\mathcal{L}_N = NPSI(A', Y) + \beta DBI(X, Y)$$

$$s.t. A'_{ij} \geq 0, A' = A'^T, \quad (5)$$

$$Y \in \{0, 1\}^{n \times c}, Y_{km} \begin{cases} > 0 & \text{if } k = m, \\ = 0 & \text{otherwise.} \end{cases}$$

Then our overall criterion for finding a innocuous graph is formulated into an optimization problem of minimizing \mathcal{L}_N in (5), where Y and A' are elements to be optimized.

5 Unsupervised Structural Entropy-based Robust Graph Neural Network

In this section, we propose new framework that facilitates GNN models to learn embeddings and innocuous graph simultaneously. This framework accomplishes robust learning task by optimizing loss in (5). Here we take classical GAE (Kipf and Welling 2016) as supported GNN model. We introduce it from two aspects: structure and optimization.

Structure. Let A denote the adjacency matrix of original input graph. To remove the effective of randomness, we construct an innocuous graph and use it as the input of the supported model instead of the original graph. We thus construct a learnable matrix $A' \in \mathbb{R}^{n \times n}$, and use it as the input of supported GNN model:

$$H = \text{GNN} \left(A', X, \left\{ W^{(1)}, W^{(2)} \right\} \right) \quad (6)$$

H is the learnt node embeddings. Besides the node embeddings, we add a softmax layer with learnable parameter matrix $W^Y \in \mathbb{R}^{d^{(2)} \times c}$ to obtain the group indicator matrix Y :

$$Y = \text{softmax}(HW^Y) \quad (7)$$

Optimization. Let \mathcal{L}_S be the loss function of supported model, e.g., for GAE:

$$\mathcal{L}_S = \|\hat{A} - A\|_F^2, \quad (8)$$

where \hat{A} is reconstructed from learnt node embeddings by $\hat{A} = \text{sigmoid}(HH^T)$. Besides \mathcal{L}_S , \mathcal{L}_N in (5) is employed to alleviate the interference of randomness. Thus, let α be hyper-parameter, model is trained by minimizing \mathcal{L} :

$$\mathcal{L} = \mathcal{L}_N + \alpha \mathcal{L}_S. \quad (9)$$

Although unsupervised, with structural entropy based \mathcal{L}_N , this framework mitigate randomness-interference, making the supported model more capable. We call it Unsupervised Structural Entropy-based Robust Graph Neural Network (USER). The detailed structure is shown in Figure 2.

Table 1: Dataset statistics.

Dataset	# Nodes	# Edges	# Features	# Classes
Cora	2,708	5,429	1,433	7
Citeseer	3,327	4,732	3,703	6
Wiki	2,405	17,981	4,973	17

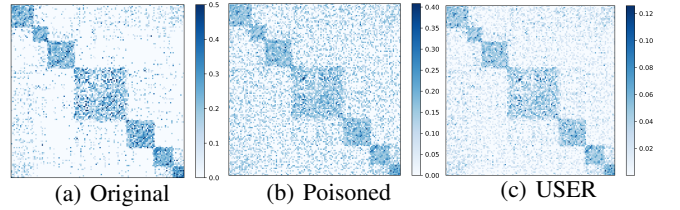


Figure 3: Case study: the graph heat maps of Cora

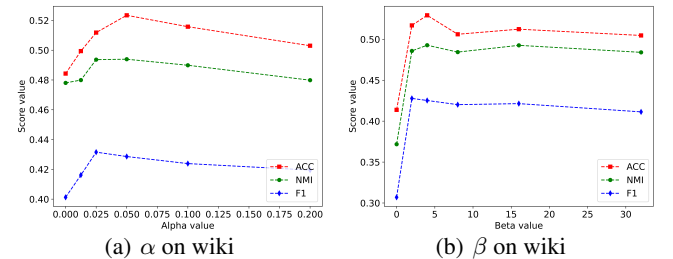


Figure 4: Parameter analysis on Citeseer and Wiki

6 Experiments

In this section, we provide the experiments comparing the performance of USER supported GAE (denoted by USER) with other state-of-the-art baseline methods, case study, ablation study and parameter analysis.

to learn embeddings. **GAE** and **VGAE** (Kipf and Welling 2016) firstly leverage GCN (Kipf and Welling 2017) for GRL. **ARGA** (Pan et al. 2018) is an adversarial GNN model. **AGE** (Cui et al. 2020) applies Laplacian smoothing to GNN. **DGI** (Veličković et al. 2019) trains GNN with MI. **GIC** (Mavromatis and Karypis 2020) captures cluster-level information. **GCA** (Zhu et al. 2021b) is a Graph Contrastive learning GNN. **GAE_CG** and **ARGA_CG** are Cross-Graph (Wang et al. 2020) models. GAE_CG is the GAE version while ARGA_CG maintains ARGA encoders. Please note that GCA and Cross-Graph are also unsupervised robust models. However we firstly introduce innocuous graph, which make USER more effective.

Parameter Settings We train USER for 400 epochs using Adam optimizer with a learning rate η . The two hyper-parameters α and β , are selected through a grid search regarding performance, a detailed analysis could be found in Subsection 6.5. The dimension $d^{(1)}$, learning rate η , α and β are selected accordingly based on the parameter analysis.

Evaluation Metrics For node clustering, we employ popular normalized mutual information (NMI) and clustering accuracy (ACC) (Aggarwal and Reddy 2014). For link prediction, we report area under the ROC (AUC) (Bradley 1997), and average precision (AP) (Su, Yuan, and Zhu 2015).

6.2 Performance

Clustering. We compare the performance of all models in Table 2 and Table 3 All the experiments are conducted 10 times and the average NMI with standard deviation is reported. For each dataset, the best performance is in bold. From Table 2 and Table 3, we observe that: **(1) Original graph.** When the input graph is the original graph, the USER’s improvement from GAE is significant. Different from classical GAE, the performances of USER are always close to the best. **(2) Random-noises.** When graph randomness is promoted by random noises, USER outperforms others (including GCA and Cross-Graph). Even under large noise rate e.g., 50%, performance of USER only drop 12%, 3%, 0.6% on Cora, Citeseer and Wiki, compared with original graphs. **(3) Meta-attack.** Meta-attack seems to be more powerful, making effect of most models drop rapidly. However, USER is still more effective than others.

Link prediction. To compare the performances on link prediction tasks. We follow the settings in (Kipf and Welling 2016): take out 5% edges from Citeseer and Wiki datasets to form the validation set and 10% edges for test set, respectively. Then we impose random-noises on the rest of the network. Classical GRL models such as GAE, ARGA and the corresponding Cross-Graph supported version are used as baselines. All the experiments are run 10 times and we report the AUC and AP with standard deviation in Table 4 and Table 5. The best performance is in bold. From the results, we observe that for link prediction, USER also outperforms other models. Classical models are rather unstable towards promoted randomness. Even robust model Cross-graph’s performance drop drastically under large ratio noises (e.g. the ARGA_CG dropped 3.617% and 10.400% on citeseer and wiki when noise rate is 50%). USER demonstrates stability w.r.t. different noise levels (only 0.881% and

2.085% drop with 50% noise). It verifies that USER can accomplish different tasks facing graph randomness.

6.3 Case Study

To show the graph learned by USER. We illustrate that the normalized adjacency matrix of Cora dataset without noise and rearranged vertices in Figure 3(a). It is clearly observable that most edges are in one of seven groups with few edges between them. On the other hand, the adjacency matrix with 50%-ratio random-noises of Cora (as shown in Figure 3(b)) have more inter-group edges and the boundaries of classes get visibly blurred. The learned graph structure by USER is shown in Figure 3(c). From Figure 3(c), we observe that the group-boundaries are much clearer. This demonstrates that USER can capture ideal innocuous graph.

6.4 Ablation Study

To understand the importance of different components of our model in denoising, we conduct ablation studies on Cora, Citeseer and Wiki datasets with 10% random-noise. **NPSI:** From Table 6, USER without NPSI component loses its effectiveness on all three datasets. **DBI:** The performance of USER after removing DBI drops slightly on Cora but it is significantly affected on Wiki and Citeseer. This implies for these two datasets, feature information is more important. **Learnable A' :** If we fix A' the same as the original input, the model tends to be disturbed by the graph randomness. The experimental result on all datasets show the effect. By incorporating all these components, USER can explore for innocuous graph and thus consistently outperforms baselines.

6.5 Parameter Analysis

We illustrate the mechanism of USER and explore the sensitivity of the two hyper parameters. α controls the influence of the objective function from supported model and β is used to adjust the influence of Assumption 3.1. We vary α from 0.003125 to 0.1 and 0.00625 to 0.2, β from 0.025 to 0.8 and 1.0 to 32.0 in a log scale of base 2 respectively. We report the experiment results on Wiki with 10% random-noise in Figure 4 as similar observations are made in other settings As we can see, USER’s performance can be boosted when choosing appropriate values for all the hyper-parameters, but performance under values too large or too small drops slightly. This is consistent with our analysis.

7 Conclusion

We aim to alleviate the interference of graph randomness and learn appropriate node representations without label information. We propose USER, a novel unsupervised robust framework. Along designing it, we discovered the fact that there are multiple innocuous graphs with which GNN can learn the appropriate embeddings and introduced rank of adjacency plays a crucial role in discovering such graphs. We also introduce structural entropy as a tool to construct objective function to capture innocuous graph. In the future, we’ll explore more about intrinsic connectivities of graph data.

Acknowledgements

This research was supported by NSFC (Grant No. 61932002) and Marsden Fund (21-UOA-219). The first author and third author are supported by a PhD scholarship from China Scholarship Council.

References

- Aggarwal, C. C.; and Reddy, C. K. 2014. Data clustering. *Algorithms and applications. Chapman&Hall/CRC Data mining and Knowledge Discovery series, Londra*.
- Anand, K.; and Bianconi, G. 2009. Entropy measures for networks: Toward an information theory of complex topologies. *Physical Review E*.
- Bradley, A. P. 1997. The use of the area under the ROC curve in the evaluation of machine learning algorithms. *Pattern recognition*.
- Brooks Jr, F. P. 2003. Three great challenges for half-century-old computer science. *JACM*.
- Chen, L.; Li, J.; Peng, J.; Xie, T.; Cao, Z.; Xu, K.; He, X.; and Zheng, Z. 2020. A survey of adversarial learning on graphs. *CoRR,abs:2003.05730*.
- Chen, Y.; and Liu, J. 2019. Distributed community detection over blockchain networks based on structural entropy. In *Proceedings of the 2019 ACM International Symposium on Blockchain and Secure Critical Infrastructure*, 3–12.
- Cui, G.; Zhou, J.; Yang, C.; and Liu, Z. 2020. Adaptive graph encoder for attributed graph embedding. In *KDD*.
- Davies, D. L.; and Bouldin, D. W. 1979. A cluster separation measure. *IEEE transactions on pattern analysis and machine intelligence*.
- Dehmer, M. 2008. Information processing in complex networks: Graph entropy and information functionals. *Applied Mathematics and Computation*.
- Fortunato, S. 2010. Community detection in graphs. *Physics reports*, 486(3-5): 75–174.
- Gao, H.; and Huang, H. 2018. Deep Attributed Network Embedding. In *IJCAI*.
- Hamilton, W. L.; Ying, R.; and Leskovec, J. 2017a. Representation learning on graphs: Methods and applications. *arXiv preprint arXiv:1709.05584*.
- Hamilton, W. L.; Ying, Z.; and Leskovec, J. 2017b. Inductive Representation Learning on Large Graphs. In *NIPS*.
- Hjelm, R. D.; Fedorov, A.; Lavoie-Marchildon, S.; Grewal, K.; Bachman, P.; Trischler, A.; and Bengio, Y. 2018. Learning deep representations by mutual information estimation and maximization. In *ICLR*.
- Jin, W.; Li, Y.; Xu, H.; Wang, Y.; Ji, S.; Aggarwal, C.; and Tang, J. 2020a. Adversarial Attacks and Defenses on Graphs: A Review, A Tool and Empirical Studies. *KDD Explorations*.
- Jin, W.; Ma, Y.; Liu, X.; Tang, X.; Wang, S.; and Tang, J. 2020b. Graph structure learning for robust graph neural networks. In *KDD*.
- Kipf, T. N.; and Welling, M. 2016. Variational Graph Auto-Encoders. *CoRR*.
- Kipf, T. N.; and Welling, M. 2017. Semi-Supervised Classification with Graph Convolutional Networks. In *ICLR (Poster)*.
- Li, A.; Hu, Q.; Liu, J.; and Pan, Y. 2016. Resistance and Security Index of Networks: Structural Information Perspective of Network Security. *Scientific Reports*.
- Li, A.; and Pan, Y. 2016. Structural information and dynamical complexity of networks. *IEEE Trans. Inf. Theory*.
- Li, R.; Wang, S.; Zhu, F.; and Huang, J. 2018. Adaptive graph convolutional neural networks. In *AAAI*, volume 32.
- Liu, W.; Liu, J.; Zhang, Z.; Liu, Y.; and Zhu, L. 2022. Residual Entropy-based Graph Generative Algorithms. In *Proceedings of the 21st International Conference on Autonomous Agents and Multiagent Systems*, 816–824.
- Liu, Y.; Liu, J.; Zhang, Z.; Zhu, L.; and Li, A. 2019. REM: From Structural Entropy To Community Structure Deception. In *NeurIPS*.
- Luo, D.; Cheng, W.; Yu, W.; Zong, B.; Ni, J.; Chen, H.; and Zhang, X. 2021. Learning to drop: Robust graph neural network via topological denoising. In *Proceedings of the 14th ACM international conference on web search and data mining*, 779–787.
- Mavromatis, C.; and Karypis, G. 2020. Graph InfoClust: Leveraging cluster-level node information for unsupervised graph representation learning. *PA-KDD*.
- Mavromatis, C.; and Karypis, G. 2021. Graph InfoClust: Maximizing Coarse-Grain Mutual Information in Graphs. In *KDD*.
- Pan, S.; Hu, R.; Fung, S.-f.; Long, G.; Jiang, J.; and Zhang, C. 2019. Learning graph embedding with adversarial training methods. *IEEE transactions on cybernetics*.
- Pan, S.; Hu, R.; Long, G.; Jiang, J.; Yao, L.; and Zhang, C. 2018. Adversarially Regularized Graph Autoencoder for Graph Embedding. In *IJCAI*.
- Perozzi, B.; Al-Rfou, R.; and Skiena, S. 2014. Deepwalk: Online learning of social representations. In *KDD*.
- Rosvall, M.; Axelsson, D.; and Bergstrom, C. T. 2009. The map equation. *The European Physical Journal Special Topics*.
- Su, W.; Yuan, Y.; and Zhu, M. 2015. A relationship between the average precision and the area under the ROC curve. In *ICTIR*.
- Veličković, P.; Cucurull, G.; Casanova, A.; Romero, A.; Liò, P.; and Bengio, Y. 2018. Graph Attention Networks. In *ICLR (Poster)*.
- Veličković, P.; Fedus, W.; Hamilton, W. L.; Liò, P.; Bengio, Y.; and Hjelm, R. D. 2019. Deep Graph Infomax. *ICLR (Poster)*.
- Wan, G.; and Kokel, H. 2021. Graph Sparsification via Meta-Learning. *DLG@ AAAI*.
- Wang, C.; Han, B.; Pan, S.; Jiang, J.; Niu, G.; and Long, G. 2020. Cross-Graph: Robust and Unsupervised Embedding for Attributed Graphs with Corrupted Structure. In *ICDM*.
- Wang, C.; Pan, S.; Hu, R.; Long, G.; Jiang, J.; and Zhang, C. 2019a. Attributed Graph Clustering: A Deep Attentional Embedding Approach. In *IJCAI*.

- Wang, C.; Pan, S.; Long, G.; Zhu, X.; and Jiang, J. 2017. MGAE: Marginalized Graph Autoencoder for Graph Clustering. In *CIKM*.
- Wang, H.; Wang, J.; Wang, J.; Zhao, M.; Zhang, W.; Zhang, F.; Li, W.; Xie, X.; and Guo, M. 2019b. Learning graph representation with generative adversarial nets. *IEEE Transactions on Knowledge and Data Engineering*, 33(8): 3090–3103.
- Wu, F.; Souza, A.; Zhang, T.; Fifty, C.; Yu, T.; and Weinberger, K. 2019a. Simplifying graph convolutional networks. In *International conference on machine learning*, 6861–6871. PMLR.
- Wu, H.; Wang, C.; Tyshetskiy, Y.; Docherty, A.; Lu, K.; and Zhu, L. 2019b. Adversarial examples on graph data: Deep insights into attack and defense. *IJCAI*.
- Xu, K.; Hu, W.; Leskovec, J.; and Jegelka, S. 2019. How Powerful are Graph Neural Networks? In *ICLR*.
- Yang, C.; Liu, Z.; Zhao, D.; Sun, M.; and Chang, E. 2015. Network representation learning with rich text information. In *IJCAI*.
- Zhang, X.; Liu, H.; Li, Q.; and Wu, X. M. 2019. Attributed graph clustering via adaptive graph convolution. In *IJCAI*.
- Zhu, H.; and Koniusz, P. 2020. Simple spectral graph convolution. In *International Conference on Learning Representations*.
- Zhu, Y.; Xu, W.; Zhang, J.; Liu, Q.; Wu, S.; and Wang, L. 2021a. Deep Graph Structure Learning for Robust Representations: A Survey. *arXiv preprint arXiv:2103.03036*.
- Zhu, Y.; Xu, Y.; Yu, F.; Liu, Q.; Wu, S.; and Wang, L. 2021b. Graph contrastive learning with adaptive augmentation. In *WWW*.
- Zügner, D.; and Günnemann, S. 2019. Adversarial attacks on graph neural networks via meta learning. *ICLR*.