

DocILE Benchmark for Document Information Localization and Extraction

Štěpán Šimsa¹, Milan Šulc¹, Michal Uříčár¹, Yash Patel²,
Ahmed Hamdi³, Matěj Kocián¹, Matyáš Skalický¹, Jiří Matas², Antoine
Doucet³, Mickaël Coustaty³, and Dimosthenis Karatzas⁴

¹ Rossum.ai, <https://rossum.ai>, {name.surname}@rossum.ai

² Visual Recognition Group, Czech Technical University in Prague

³ University of La Rochelle, France

⁴ Computer Vision Center, Universitat Autònoma de Barcelona, Spain

Abstract. This paper introduces the DocILE benchmark with the largest dataset of business documents for the tasks of *Key Information Localization and Extraction* and *Line Item Recognition*. It contains 6.7k annotated business documents, 100k synthetically generated documents, and nearly 1M unlabeled documents for unsupervised pre-training. The dataset has been built with knowledge of domain- and task-specific aspects, resulting in the following key features: (i) annotations in 55 classes, which surpasses the granularity of previously published key information extraction datasets by a large margin; (ii) Line Item Recognition represents a highly practical information extraction task, where key information has to be assigned to items in a table; (iii) documents come from numerous layouts and the test set includes zero- and few-shot cases as well as layouts commonly seen in the training set. The benchmark comes with several baselines, including RoBERTa, LayoutLMv3 and DETR-based Table Transformer. These baseline models were applied to both tasks of the DocILE benchmark, with results shared in this paper, offering a quick starting point for future work. The dataset and baselines are available at <https://github.com/rossumai/docile>.

Keywords: Document AI · Information Extraction · Line Item Recognition · Table Understanding · Business Documents · Intelligent Document Processing · Zero-Shot Learning · Few-Shot Learning.

1 Introduction

Automating information extraction from business documents has the potential to streamline repetitive human labour and allow data entry workers to focus on more strategic tasks. Despite the recent shift towards business digitalization, the majority of Business-to-Business (B2B) communication still happens through the interchange of semi-structured¹ business documents such as invoices,

¹ We use the term *semi-structured documents* as [62, 69]; visual structure is strongly related to the document semantics, but the layout is variable.

tax forms, orders, etc. The layouts of these documents were designed for human readability, yet the downstream applications (i.e. accounting software) depend on data in a structured, computer-readable format. Traditionally, this has been solved by manual data entry, requiring substantial time to process each document. The automated process of data extraction from such documents goes far beyond Optical Character Recognition as it requires a level of understanding of semantics, layout and context of the information within the document. The machine learning field dealing with the extraction of information from such documents is called *Document Information Extraction* (IE), a sub-category of *Document Understanding* (DU). Information Extraction from business documents lacks practical large-scale benchmarks, as noted in [11, 34, 55, 69, 75]. While there are several public datasets for document understanding, as reviewed in Section 2.2, only a few of them focus on information extraction from business documents. They are typically small-scale [48, 74, 80], focusing solely on receipts [57, 74], or limit the task, for instance, to *Named Entity Recognition* (NER), missing field-level location annotation [5, 28, 72, 73]. Many results in the field of business document understanding are therefore published on private datasets [9, 20, 25, 32, 55], limiting the reproducibility and hindering further research. Digital semi-structured documents often contain sensitive information, such as names and addresses, which hampers the creation of sufficiently-large public datasets and benchmarks.

The standard problem of *Key Information Extraction* (KIE) should be distinguished [69] from *Key Information Localization and Extraction* (KILE) as the former lacks the positional information which is required for effective human-in-the loop verification of the extracted data. Business documents often come with a list of items, e.g. a table of invoiced goods and services, where each item is represented by a set of key information, such as name, quantity and price. Extraction of such items is the target of the practical task of *Line Item Recognition* (LIR) [69], which was not explicitly targeted by existing benchmarks.

In this work, we present the DocILE (**D**ocument **I**nformation **L**ocalization and **E**xtraction) dataset and benchmark with the following contributions:

- (i) DocILE is the largest dataset for KILE and LIR from semi-structured business documents both in terms of the number of labeled documents and the number of categories.
- (ii) The dataset is based on a rich set of document layouts, and comes with layout cluster annotations for all labeled documents.
- (iii) The synthetic subset of DocILE is the first large synthetic dataset with KILE and LIR labels.
- (iv) We provide detailed information about the document selection, processing and annotations, which took around 2500 hours of annotation time.
- (v) We provide baseline evaluations of popular architectures for language modelling, visually-rich document understanding and computer vision.
- (vi) The DocILE dataset is used both for a research competition, as well as a long-term benchmark to evaluate and compare performance of key information extraction and localization, and line item recognition systems.
- (vii) The dataset can serve other areas of research thanks to the annotations of table structure, layout clusters, additional metadata, and the HTML sources for synthetic documents.

The paper is structured as follows: Section 2 reviews the related work. The DocILE dataset is introduced and its characteristics and its collection are described in Section 3. Section 4 follows with the tasks and evaluation metrics. Baseline methods, shared with the dataset, are described and experimented in Section 5. Finally, conclusions are drawn in Section 6.

2 Related Work

To address the related work, we first introduce general approaches to document understanding, before specifically focusing on information extraction tasks and existing datasets.

2.1 Methods for Document Understanding

Approaches to document understanding have used various combinations of input modalities to extract information from structurally rich documents. The input can be a combination of images, spatial layout, and text. Such approaches have been successfully applied to understanding of forms [8, 21, 92], receipts [26, 28], tables [23, 64, 91], invoices [44, 45, 62], etc.

Convolutional neural networks based approaches such as [32, 41] use character or word vector-based representations to make a grid-style prediction similar to semantic segmentation. The pixels are classified into the field types for invoice documents. LayoutLM [86] modifies the BERT [10] language model to incorporate document layout information and visual features. The layout information is passed in the form of 2D spatial coordinate embeddings, and the visual features for each word token are obtained via Faster-RCNN [61] and its bounding box coordinates. LayoutLMv2 [85] changes the way the visual features are fed to the model by treating them as separate tokens instead of adding them to the text tokens. LayoutLMv2 and LayoutLMv3 [27] also incorporate additional pre-training objectives, such as masked image modeling and word-patch alignment. BROS [26] also uses a BERT-based text encoder equipped with SPADE [29] based graph classifier to predict the entity relations between the text tokens. Document understanding has also been approached from a question-answering perspective [46, 47]. Layout-T5 [76] uses the layout information with the generative T5 [60] language model, and TILT [58] uses convolutional features with the T5 model. In UDOP [77], several document understanding tasks are formulated as sequence-to-sequence modelling in a unified framework. More recently, GraphDoc [88], a pre-trained model based on graph attention networks, has been introduced for downstream tasks of document understanding. Unlike previous models which focus on textual and 2D layout information, GraphDoc also learns image information during the pre-training phase. The pre-trained model is learned from only 320k documents and showed satisfactory results compared to state-of-the-art systems [88].

Approaches such as LayoutLM and its variants are pre-trained on a large collection of unlabeled documents and then fine-tuned to specific downstream

tasks such as form processing, classification, and receipt processing. Note that the annotated datasets for the downstream tasks are often small in scale to train these large models from scratch. Thus, several other approaches have focused on the pre-training aspect of document understanding [1, 15, 16, 17, 26, 35, 37, 39, 58] [59, 79, 84]. In this paper we use the popular methods [7, 27, 43] to provide the baselines for KILE and LIR on the proposed DocILE dataset.

2.2 Information Extraction Tasks and Datasets

Extraction of information from documents includes many tasks and problems from basic optical character recognition (OCR) [13, 19, 30, 49, 53, 70] up to visual question answering (VQA) [46, 47]. The landscape of IE problems and datasets was recently reviewed by Borchmann et al. [5], building the DUE Benchmark for a wide range of document understanding tasks, and by Skalický et al. [69], who argue that the crucial problems for automating B2B document communication are Key Information Localization and Extraction and Line Item Recognition.

Key Information Extraction (KIE) [15, 28, 72] aims to extract pre-defined key information (categories of "fields", e.g., contact information, the amount due, ..) from a document. A number of datasets for KIE are publicly available [28, 48, 72, 73, 74, 74, 80], however, as noted by [69], most of them are relatively small and contain only a few annotated field categories.

Key Information Localization and Extraction (KILE) [69] additionally requires precise localization of the extracted information in the input image or PDF, which is crucial for human-in-the-loop interactions, auditing, and other processing of the documents. However, many of the existing KIE datasets miss the localization annotations [5, 28, 72]. Publicly available KILE datasets on business documents [48, 57, 74, 80] and their sizes are listed in Table 1. Due to the lack of large-scale datasets for KILE from business documents, noted by several authors [11, 34, 55, 69, 75], many research publications use private datasets [9, 25, 32, 42, 54, 55, 65, 89].

Line Item Recognition (LIR) [69] is a part of table extraction [3, 9, 24, 45, 55] that aims at finding Line Items (LI) in a table, localizing and extracting key information for each of the line items. The task is related to Table Structure Recognition [64, 71, 78], which typically aims at detecting rows, columns and cells (or spanning cells) in the table. In real business documents, however, sole table structure recognition is not sufficient for LIR: an enumerated item may span several rows in a table; and table columns are often not sufficient to distinguish all semantic information of the items. There are several datasets [14, 51, 66, 71, 90, 91] for Table Detection and/or Structure Recognition, PubTables-1M [71] being the largest with a million tables from scientific articles. The domain of scientific articles is prevailing among the datasets [14, 66, 71, 91], as annotations can be easily

² 54 classes mentioned in [57], but the repository <https://github.com/clovaai/cord> only considers 30 out of 42 listed classes, as of January 2023.

³ COORD annotations contain classification of word tokens (as in NER) but with the additional information which tokens are grouped together into fields or menu items, effectively upgrading the annotations to KILE/LIR field annotations.

Table 1: Datasets with KILE and LIR annotations for semi-structured business documents.

name	document type	# docs labelled	classes	source	multi page	lang.	task
DocILE (<i>ours</i>)	invoice-like	106680	55	digital, scan	yes	en	KILE, LIR
CORD [57]	receipts	11000	30–42 ²	photo	no	id	\approx KILE, \approx LIR ³
WildReceipt [74]	receipts	1740	25	photo	no	en	KILE
EPHOIE [80]	chinese forms	1494	10	scan	no	zh	KILE
Ghega [48]	patents, datasheets	246	11/8	scan	yes	en	KILE

obtained from available L^AT_EX source codes. Tables in scientific papers, however, considerably differ from tables in business documents, introducing a nontrivial domain shift for knowledge transfer. FinTabNet [90] and SynthTabNet [51] are closer to our domain, covering table structure recognition of complex financial tables. These datasets, however, only contain annotations of the table grid/cells. From the available datasets, CORD [57] is the closest to the task of Line Item Recognition with its annotation of sub-menu items. The documents in CORD are all receipts, which generally have simpler structure than other typical business documents, which makes the task too simple as previously mentioned in [5].

Named Entity Recognition (NER) [38] is the task of assigning one of the pre-defined categories to entities (usually words or word-pieces in the document) which makes it strongly related to KILE and LIR, especially when these entities have a known location. Note that the task of NER is less general as it only operates on word/token level, and using it to solve KILE is not straightforward, as the classified tokens have to be correctly aggregated into fields and fields do not necessarily have to contain whole tokens.

3 The DocILE Dataset

In this section, we describe the DocILE dataset content and creation.

3.1 The Annotated, the Unlabeled, and the Synthetic

The DocILE dataset and benchmark is composed of three subsets:

1. an *annotated set* of 6,680 real business documents from publicly available sources which were annotated as described in Section 3.3.
2. an *unlabeled set* of 932k real business documents from publicly available sources, which can be used for unsupervised (pre-)training.

Table 2: DocILE dataset – the three subsets.

	annotated	synthetic	unlabeled
documents	6 680	100 000	932 467
pages	8 715	100 000	3.4M
layout clusters	1 152	100	<i>Unknown</i>
pages per doc.	1–3	1	1–884

campaign ads, previously used to create the Deepform [73]. Documents from both sources were retrieved in the PDF format.

Documents for DocILE were selected from the two sources as follows. For UCSF IDL, we used the public API [82] to retrieve only publicly available documents of type *invoice*. For documents from PIF, we retrieved all "political files" from *tv*, *fm* and *am* broadcasts, and discarded documents with broken PDFs, duplicates⁴, and documents not classified as *invoice-like*⁵. Other types of documents, such as budgets or financial reports, were discarded as they typically contain different key information. We refer to the selected documents from the two sources as *PIF* and *UCSF* documents.

3.3 Document Selection and Annotation

In order to capture a rich distribution of documents and make the dataset easy to work with, annotations were only done for documents which are:

1. short (1-3 pages), to annotate many different documents rather than a few long ones;

⁴ Using hash of page images to capture duplicates differing only in PDF metadata.

⁵ Invoice-like documents are tax invoice, order, purchase order, receipt, sales order, proforma invoice, credit note, utility bill and debit note. We used a proprietary document-type classifier provided by Rossum.ai.

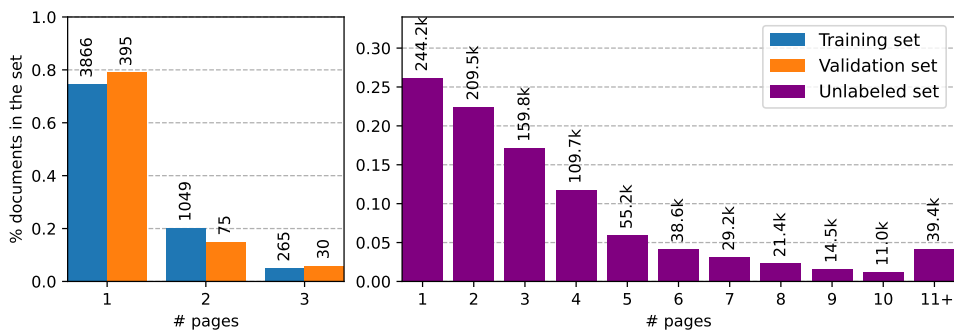


Fig. 2: Distribution of the number of document pages in the training, validation and unlabeled sets. The numbers of documents are displayed above the bars.

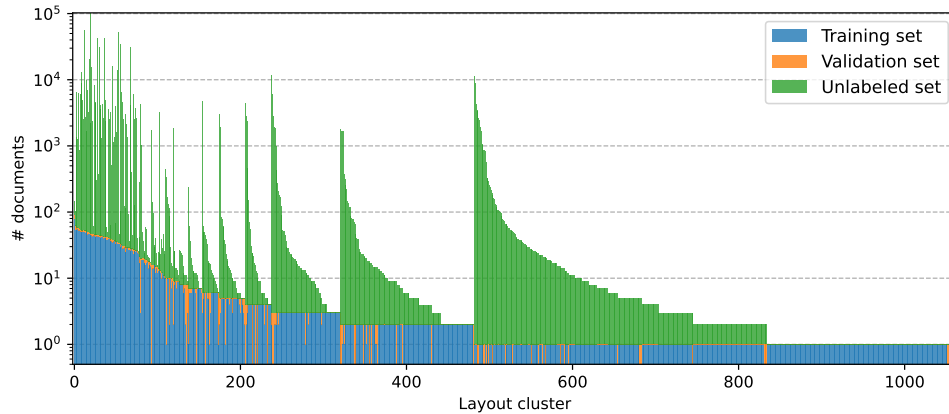


Fig. 3: The number of documents of each layout cluster in the training, validation and unlabeled sets, on a logarithmic scale. While some clusters have up to 100k documents, the largest cluster in *train.* + *val.* contains only 90 documents.

2. written in English, for consistency and because the language distribution in the selected data sources is insufficient to consider multilingual analysis;
3. dated⁶ 1999 or later in *UCSF*, as older documents differ from the more recent ones (typewritten, etc.);
4. representing a rich distribution of layout clusters, as shown in Figure 3.

We clustered the document layouts⁷ based on the location of fields detected by a proprietary model for KILE. The clustering was manually corrected for the annotated set. More details about the clustering can be found in the Supplementary Material.

In the annotation process, documents were skipped if they were not *invoice-like*, if they contained handwritten or redacted key information or if they listed more than one set of line items (e.g. several tables listing unrelated types of items). Additionally, PDF files composed of several documents (e.g., a different invoice on each page) were split and annotated separately.

For KILE and LIR, *fields* are annotated as a triplet of *location* (bounding box and page), *field type* (class) and *text*. LIR fields additionally contain the *line item ID*, assigning the line item they belong to. If the same content is listed in several tables with different granularity (but summing to the same total amount), the less detailed set of line items is annotated.

Notice that the fields can overlap, sometimes completely. A field can be multi-line or contain only parts of words. There can be multiple fields with the same

⁶ The document date was retrieved from the UCSF IDL metadata. Note that the majority of the documents in this source are from the 20th century.

⁷ We loosely define layout as the positioning of fields of each type in a document. We allow, e.g., different length of values, missing values, and resulting translations of whole sections.

field type on the same page, either having the same value in multiple locations or even having different values as well as multiple fields with the same field type in the same line item. The full list of field types and their description are in the Supplementary Material.

Additional annotations, not necessary for the benchmark evaluation, are available and can be used in the training or for other research purposes. Table structure annotations include 1. line item headers, representing the headers of columns corresponding to one field type in the table, and 2. the table grid, containing information about rows, their position and classification into header, data, gap, etc., and columns, their position and field type when the values in the column correspond to this field type. Additionally, metadata contain: document type, currency, layout cluster ID, source and original filename (linking the document to the source), page count and page image sizes. See Supplementary Material for more details about annotations.

Annotating the 6,680 documents took approx. 2,500 hours of annotators' time including the verification. Of the annotated documents, 53.7% originate from *PIF* and the remaining 46.3% from *UCSF* IDL. The annotated documents underwent the image pre-processing described in the Supplementary Material. All remaining documents from *PIF* and *UCSF* form the *unlabeled* set.

3.4 Dataset Splits

The *annotated* documents in the DocILE dataset are split into *training* (5,180), *validation* (500), and *test* (1,000) sets. The *synthetic* set with 100k documents and *unlabeled* set with 932k documents are provided as an optional extension to the training set. Both unsupervised pre-training [87] and synthetic training data [6, 12, 18, 51, 52] have been demonstrated to improve results of machine learning models in different domains.

The training, validation and test splitting was done so that the validation and test sets contain 25% of zero-shot samples (from layouts unseen during training⁸), 25% of few-shot samples (from layouts with ≤ 3 documents seen during training) and 50% of many-shot samples (from layouts with more examples seen during training). This allows to measure both the generalization of the evaluated methods and the advantage of observing documents of known layouts.

The test set annotations are not public and the test set predictions will be evaluated through the RRC website⁹, where the benchmark and competition is hosted. The validation set can be used when access to annotations and metadata is needed for experiments in different tasks.

As inputs to the document synthesis described in Section 3.5, 100 one-page documents were chosen from the training set, each from a different layout cluster. In the test, resp. validation sets, roughly half of the few-shot samples are from

⁸ For the test set, documents in both training and validation sets are considered as seen during training. Note that some test set layouts may be present in the validation set, not the training set.

⁹ <https://rrc.cvc.uab.es/>

layouts for which synthetic documents were generated. There are no synthetic documents generated for zero-shot samples. For many-shot samples, 35 – 40% of documents are from layouts with synthetic documents.

3.5 Synthetic Documents Generation

To generate synthetic documents with realistic appearance and content, we used the following procedure: First, a set of template documents from different layout clusters was selected, as described in Section 3.4. All elements in the selected documents, including all present keys and values, notes, sections, borders, etc., were annotated with layout (bounding box), semantic (category) and text (where applicable) annotations. Such full annotations were the input to a rule-based document synthesizer, which combined a rich set of content generators for different semantic categories with a style generator to control and enrich the look of the documents (via font family and size, border styles, shifts of the document contents, etc.). The documents are first generated as HTML files and then rendered to PDF. The HTML source code of all generated documents is shared with the dataset and can be used for future work, e.g., for generative methods for conversion of document images into a markup language.

3.6 Format

The dataset is shared in the form of pre-processed¹⁰ document PDFs with task annotations in JSON. Additionally, each document comes with DocTR [50] OCR predictions with word-level text and location¹¹.

A python library *docile*¹² is provided to ease the work with the dataset.

4 Benchmark Tasks and Evaluation Metrics

Sections 4.1 and 4.2 describe the two benchmark tasks as introduced in the teaser paper [67] along with the challenge evaluation metrics used for the leaderboard ranking. Additional evaluation metrics are described in the Supplementary Material.

4.1 Track 1: Key Information Localization and Extraction

The goal of the first track is to localize key information of pre-defined categories (field types) in the document. It is derived from the task of *Key Information Localization and Extraction*, as defined in [69] and motivated in Section 2.2.

¹⁰ Pre-processing consists of correcting page orientation, de-skewing scanned documents and normalizing them to 150 DPI.

¹¹ Axis-aligned bounding boxes, optionally with additional snapping to reduce white space around word predictions, described in the Supplementary Material.

¹² <https://github.com/rossumai/docile>

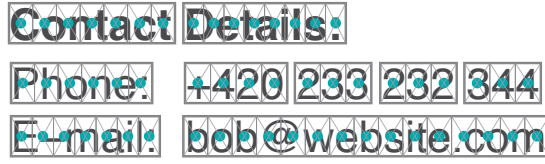


Fig. 4: Each word is split uniformly into pseudo-character boxes based on the number of characters. Pseudo-Character Centers are the centers of these boxes.

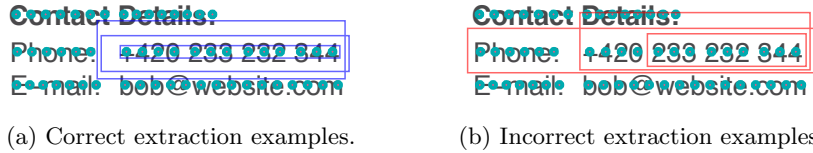


Fig. 5: Visualization of correct and incorrect bounding box predictions to capture the phone number. Bounding box must include exactly the Pseudo-Character Centers that lie within the ground truth annotation. Note: in 5a, only one of the predictions would be considered correct if all three boxes were predicted.

We focus the challenge on detecting semantically important values corresponding to tens of different field types rather than fine-tuning the underlying text recognition. Towards this focus, we provide word-level text detections for each document, we choose an evaluation metric (below) that does not pay attention to the text recognition part, and we simplify the task in the challenge by only requiring correct localization of the values in the documents in the primary metric. Text extractions are checked, besides the locations and field types, in a separate evaluation – the leaderboard ranking does not depend on it. Any post-processing of values – deduplication, converting dates to a standardized format etc., despite being needed in practice, is not performed. With the simplifications, the main task can also be viewed as a detection problem. Note that when several instances of the same field type are present, all of them should be detected.

The Challenge Evaluation Metric. Since the task is framed as a detection problem, the standard *Average Precision* metric is used as the main evaluation metric. Unlike the common practice in object detection, where true positives are determined by thresholding the Intersection-over-Union, we use a different criterion tailored to evaluate the usefulness of detections for text read-out. Inspired by the CLEval metric [2] used in text detection, we measure whether the predicted area contains nothing but the related character centers. Since character-level annotations are hard to obtain, we use CLEval definition of Pseudo-Character Center (PCC), visualized in Figure 4. Examples of correct and incorrect detections are depicted in Figure 5.

4.2 Track 2: Line Item Recognition

The goal of the second track is to localize key information of pre-defined categories (field types) and group it into line items [3, 9, 24, 45, 55]. A *Line Item* (LI) is a tuple of fields (e.g., *description*, *quantity*, and *price*) describing a single object instance to be extracted, e.g., a row in a table, as visualized in Figure 1 and explained in Section 2.2.

The Challenge Evaluation Metric. The main evaluation metric is the micro F1 score over all line item fields. A predicted line item field is correct if it fulfills the requirements from Track 1 (on field type and location) and if it is assigned to the correct line item. Since the matching of ground truth (GT) and predicted line items may not be straightforward due to errors in the prediction, our evaluation metric chooses the best matching in two steps:

1. for each pair of predicted and GT line items, the predicted fields are evaluated as in Track 1,
2. the maximum matching is found between predicted and GT line items, maximizing the overall recall.

4.3 Benchmark Dataset Rules

The use external document datasets (and models pre-trained on such datasets) are prohibited in the benchmark in order to focus on clear comparative evaluation of methods that use the provided collection of labeled and unlabeled documents. Usage of datasets and pre-trained models from other domains, such as images from ImageNet [63] or texts from BooksCorpus [93], is allowed.

5 Baseline Methods

We provide as baselines several popular state-of-the-art transformer architectures, covering text-only (RoBERTa), image-only (DETR) and multi-modal (LayoutLMv3) document representations. The code and model checkpoints for all baseline methods is distributed with the dataset.

5.1 Multi-label NER Formulation for KILE & LIR Tasks

The baselines described in Sections 5.2 and 5.3 use a joint multi-label NER formulation for both KILE and LIR tasks. The LIR task requires not only to correctly classify tokens into one of the LIR classes, but also the assignment of tokens to individual Line Items. For this purpose, we add classes <B-LI>, <I-LI>, <O-LI> and <E-LI>, representing the beginning of the line item, inside and outside tokens and end token of the line item. We found it is crucial to re-order the OCR tokens in top-down, left-to-right order for each predicted text line of the document. We provide a detailed description of the OCR tokens re-ordering in the Supplementary Material. For the LIR and KILE classification,

we use the standard BIO tagging scheme. We use the binary cross entropy loss to train the model.

The final KILE and LIR predictions are formed by the merging strategy as follows. We group the predicted tokens based on the membership to the predicted line item (note, that we can assign the tokens which do not belong to any line item to a special group \emptyset), then we use the predicted OCR text lines to perform the horizontal merging of tokens assigned to the same class. Next, we construct a graph from the horizontally merged text blocks, based on the thresholded x and y distances of the text block pairs (as a threshold we use the height of the text block with a 25% margin). The final predictions are given by merging the graph components. By merging, we mean taking the union of the individual bounding boxes of tokens/text blocks and for the text value, if the horizontal merging is applied, we join the text values with space, and with the new line character when vertical merging is applied.

Note, that this merging strategy is rather simplistic and its proper redefinition might be of interest for the participants who cannot afford training of big models as we publish also the baselines model checkpoints.

5.2 RoBERTa

RoBERTa [43] is a successful modification of the BERT [10] model which uses improved training scheme and minor tweaks of the architecture (different tokenizer). It can be used for NER task simply by adding a classification head after the RoBERTa embedding layer. Our first baseline is purely text based and uses RoBERTa as an NLP backbone of the joint NER model 5.1.

5.3 LayoutLMv3

While the RoBERTa-based baseline only operates on the text input, LayoutLMv3 [27] is multi-modal transformer architecture that incorporates image, text, and layout information jointly. The images are encoded by splitting into non-overlapping patches and feeding the patches to a linear projection layer, after which they are combined with positional embeddings. The text tokens are combined with one-dimensional and two-dimensional positional embeddings, where the former accounts for the position in the sequence of tokens, and the latter specifies the spatial location of the token in the document. The two-dimensional positional embedding incorporates the layout information. All these tokens are then fed to the transformer model. We use the LayoutLMv3_{BASE} architecture, as our second baseline, which unlike the first one also uses the visual information, defined as the joint multi-label NER task 5.1 with the LayoutLMv3 backbone. Since LayoutLMv3_{BASE} was pre-trained on an external document dataset, prohibited in the benchmark, we pre-train a checkpoint from scratch in Section 5.4.

Note that LayoutLMv3 uses three objectives for pre-training, namely masked language modelling, masked image modelling and word-patch alignment. The pre-training code is not publicly available and the some of the implementation

Table 3: KILE baseline results. The primary metric for the KILE track is AP.

Model	F1	AP	Prec.	Recall
RoBERTa _{BASE}	0.626	0.505	0.609	0.644
RoBERTa _{OURS}	0.627	0.493	0.605	0.651
LayoutLMv3 _{BASE} (prohibited in benchmark)	0.537	0.413	0.520	0.555
LayoutLMv3 _{OURS}	0.580	0.440	0.577	0.584
NER ^{upper bound}	0.946	0.897	1.000	0.897

Table 4: LIR baseline results. The primary metric for the LIR track is F1.

Model	F1	AP	Prec.	Recall
RoBERTa _{BASE}	0.663	0.538	0.668	0.658
RoBERTa _{OURS}	0.669	0.564	0.674	0.663
LayoutLMv3 _{BASE} (prohibited in benchmark)	0.589	0.435	0.619	0.562
LayoutLMv3 _{OURS}	0.662	0.544	0.674	0.651
DETR ^{table} + RoBERTa _{BASE}	0.635	0.474	0.646	0.625
DETR ^{table} + DETR ^{LI} + RoBERTa _{BASE}	0.572	0.360	0.605	0.543
NER ^{upper bound}	0.961	0.926	1.000	0.926

details are missing. Therefore, we only use masked language modelling as the pre-training objective.

5.4 Unsupervised Pre-training for RoBERTa and LayoutLMv3

We use the standard masked language modeling [10] as the pre-training objective to pre-train RoBERTa_{OURS} and LayoutLMv3_{OURS} models from scratch. The pre-training is performed from scratch using the 932k unlabelled samples introduced in Section 3. Note that the pre-training uses the OCR predictions provided with the dataset.

5.5 Line Item Detection via DETR

As an alternative approach to detecting Line Items, we use the DETR [7] object detector, as proposed for table structure recognition on the PubTables-1M dataset [71]. Since pretraining on other document datasets is prohibited in the DocILE benchmark, we initialize DETR from a checkpoint¹³ pretrained on COCO [40], not from [71].

Two types of detectors are fine-tuned independently. DETR^{table} for table detection and DETR^{LI} for line item detection given a table crop – which in our preliminary experiments lead to better results than one-stage detection of line items from the full page.

¹³ <https://huggingface.co/facebook/detr-resnet-50>

5.6 Upper Bound for NER-based Solutions

All our baselines use NER models with the provided OCR on input. This comes with limitations as a field does not have to correspond to a set of word tokens – a field can contain just a part of some word and some words covering the field might be missing in the text detections. A theoretical upper bound for NER-based methods that classify the provided OCR words is included in the Tables 3 and 4. The upper bound constructs a prediction for each ground truth field by finding all words whose PCCs are covered by the field and replacing its bounding box with a union of bounding boxes of these words. Predicted fields that do not match their originating ground truth fields are discarded.

5.7 Results

The baselines described above were evaluated on the DocILE test set: the results for KILE and LIR are in Tables 3 and 4 respectively.

Interestingly, the RoBERTa baseline outperforms the LayoutLMv3 baseline utilizing the same RoBERTa model in its backbone. We note that this might be related to the choice of hyperparameters used for training, as we did not perform a full hyper-parameter search, and that the LayoutLMv3 pre-training used only the masked language modelling loss, as explained in Section 5.4.

6 Conclusions

The DocILE benchmark includes the largest research dataset of business documents labeled with fine-grained targets for the task Key Information Localization and Extraction and Line Item Recognition. The motivation is to provide a practical benchmark for evaluation of information extraction methods in a domain, where future advancements can considerably save time that people and businesses spend on document processing. The baselines described and evaluated in Section 5, based on state-of-the-art transformer architectures, demonstrate that the benchmark presents very challenging tasks. The code and model checkpoints for the baselines are provided to the research community allowing quick start for the future work.

The benchmark is used for a research competition hosted at ICDAR 2023 and CLEF 2023 and will stay open for post-competition submission for long-term evaluation. We are looking forward to contributions from different machine learning communities to compare solutions inspired by document layout modelling, language modelling and question answering, computer vision, information retrieval, and other approaches.

Areas for future contributions to the benchmark include different training objective statements – such as different variants of NER, object detection, or sequence-to-sequence modelling [77], or graph reasoning [74]; different model architectures, unsupervised pre-training [27, 77], utilization of table structure — e.g., explicitly modelling regularity in table columns to improve in LIR; addressing dataset shifts [56, 68]; or zero-shot learning [33].

Acknowledgements

We acknowledge the funding and support from Rossum and the intensive work of its annotation team, particularly Petra Hrdličková and Kateřina Večerková. Yash Patel and Jiří Matas were supported by Research Center for Informatics (project CZ.02.1.01/0.0/0.0/16.019/0000765 funded by OP VVV), by the Grant Agency of the Czech Technical University in Prague, grant No. SGS20/171/OHK3 /3T/13, by Project StratDL in the realm of COMET K1 center Software Competence Center Hagenberg, and Amazon Research Award.

References

1. Appalaraju, S., Jasani, B., Kota, B.U., Xie, Y., Manmatha, R.: Docformer: End-to-end transformer for document understanding. In: ICCV (2021)
2. Baek, Y., Nam, D., Park, S., Lee, J., Shin, S., Baek, J., Lee, C.Y., Lee, H.: Cleva: Character-level evaluation for text detection and recognition tasks. In: CVPR workshops (2020)
3. Bensch, O., Popa, M., Spille, C.: Key information extraction from documents: Evaluation and generator. In: Abbès, S.B., Hantach, R., Calvez, P., Buscaldi, D., Dessì, D., Dragoni, M., Recupero, D.R., Sack, H. (eds.) *Proceedings of DeepOntoNLP and X-SENTIMENT* (2021)
4. Biten, A.F., Tito, R., Gomez, L., Valveny, E., Karatzas, D.: Ocr-idl: Ocr annotations for industry document library dataset. ECCV workshops (2022)
5. Borchmann, L., Pietruszka, M., Stanislawek, T., Jurkiewicz, D., Turski, M., Szynlder, K., Graliński, F.: DUE: End-to-end document understanding benchmark. In: NeurIPS (2021)
6. Bušta, M., Patel, Y., Matas, J.: E2E-MLT - an unconstrained end-to-end method for multi-language scene text. In: ACCV workshops (2019)
7. Carion, N., Massa, F., Synnaeve, G., Usunier, N., Kirillov, A., Zagoruyko, S.: End-to-end object detection with transformers. In: ECCV (2020)
8. Davis, B., Morse, B., Cohen, S., Price, B., Tensmeyer, C.: Deep visual template-free form parsing. In: ICDAR (2019)
9. Denk, T.I., Reisswig, C.: Bertgrid: Contextualized embedding for 2d document representation and understanding. arXiv (2019)
10. Devlin, J., Chang, M.W., Lee, K., Toutanova, K.: Bert: Pre-training of deep bidirectional transformers for language understanding. arXiv (2018)
11. Dhakal, P., Munikar, M., Dahal, B.: One-shot template matching for automatic document data capture. In: *Artificial Intelligence for Transforming Business and Society (AITB)* (2019)
12. Dosovitskiy, A., Fischer, P., Ilg, E., Hausser, P., Hazirbas, C., Golkov, V., Van Der Smagt, P., Cremers, D., Brox, T.: FlowNet: Learning optical flow with convolutional networks. In: ICCV (2015)
13. Du, Y., Li, C., Guo, R., Yin, X., Liu, W., Zhou, J., Bai, Y., Yu, Z., Yang, Y., Dang, Q., Wang, H.: PP-OCR: A practical ultra lightweight OCR system. arXiv (2020)
14. Fang, J., Tao, X., Tang, Z., Qiu, R., Liu, Y.: Dataset, ground-truth and performance metrics for table detection evaluation. In: Blumenstein, M., Pal, U., Uchida, S. (eds.) *DAS* (2012)

15. Garncarek, L., Powalski, R., Stanisławek, T., Topolski, B., Halama, P., Turski, M., Graliński, F.: Lambert: layout-aware language modeling for information extraction. In: ICDAR (2021)
16. Gu, J., Kuen, J., Morariu, V.I., Zhao, H., Jain, R., Barmpalios, N., Nenkova, A., Sun, T.: Unidoc: Unified pretraining framework for document understanding. In: NeurIPS (2021)
17. Gu, Z., Meng, C., Wang, K., Lan, J., Wang, W., Gu, M., Zhang, L.: Xylayoutlm: Towards layout-aware multimodal networks for visually-rich document understanding. In: CVPR (2022)
18. Gupta, A., Vedaldi, A., Zisserman, A.: Synthetic data for text localisation in natural images. In: CVPR (2016)
19. Hamad, K.A., Mehmet, K.: A detailed analysis of optical character recognition technology. *International Journal of Applied Mathematics Electronics and Computers* (2016)
20. Hamdi, A., Carel, E., Joseph, A., Coustaty, M., Doucet, A.: Information extraction from invoices. In: ICDAR (2021)
21. Hammami, M., Héroux, P., Adam, S., d’Andecy, V.P.: One-shot field spotting on colored forms using subgraph isomorphism. In: ICDAR (2015)
22. Harley, A.W., Ufkes, A., Derpanis, K.G.: Evaluation of deep convolutional nets for document image classification and retrieval. In: ICDAR (2015)
23. Herzig, J., Nowak, P.K., Müller, T., Piccinno, F., Eisenschlos, J.M.: Tapas: Weakly supervised table parsing via pre-training. *arXiv* (2020)
24. Holeček, M., Hoskovec, A., Baudiš, P., Klinger, P.: Table understanding in structured documents. In: ICDAR workshops (2019)
25. Holt, X., Chisholm, A.: Extracting structured data from invoices. In: *Proceedings of the Australasian Language Technology Association Workshop 2018*. pp. 53–59 (2018)
26. Hong, T., Kim, D., Ji, M., Hwang, W., Nam, D., Park, S.: Bros: A pre-trained language model focusing on text and layout for better key information extraction from documents. In: AACL (2022)
27. Huang, Y., Lv, T., Cui, L., Lu, Y., Wei, F.: Layoutlmv3: Pre-training for document ai with unified text and image masking. In: ACM-MM (2022)
28. Huang, Z., Chen, K., He, J., Bai, X., Karatzas, D., Lu, S., Jawahar, C.V.: ICDAR2019 competition on scanned receipt OCR and information extraction. In: ICDAR (2019)
29. Hwang, W., Yim, J., Park, S., Yang, S., Seo, M.: Spatial dependency parsing for semi-structured document information extraction. *arXiv* (2020)
30. Islam, N., Islam, Z., Noor, N.: A survey on optical character recognition system. *arXiv* (2017)
31. Jaume, G., Ekenel, H.K., Thiran, J.P.: FUNSD: A dataset for form understanding in noisy scanned documents. In: ICDAR (2019)
32. Katti, A.R., Reisswig, C., Guder, C., Brarda, S., Bickel, S., Höhne, J., Faddoul, J.B.: Chargrid: Towards understanding 2d documents. In: EMNLP (2018)
33. Kil, J., Chao, W.L.: Revisiting document representations for large-scale zero-shot learning. *arXiv* (2021)
34. Krieger, F., Drews, P., Funk, B., Wobbe, T.: Information extraction from invoices: a graph neural network approach for datasets with high layout variety. In: *Innovation Through Information Systems: Volume II: A Collection of Latest Research on Technology Issues* (2021)

35. Lee, C.Y., Li, C.L., Dozat, T., Perot, V., Su, G., Hua, N., Ainslie, J., Wang, R., Fujii, Y., Pfister, T.: Formnet: Structural encoding beyond sequential modeling in form document information extraction. In: ACL (2022)
36. Lewis, D., Agam, G., Argamon, S., Frieder, O., Grossman, D., Heard, J.: Building a test collection for complex document information processing. In: SIGIR (2006)
37. Li, C., Bi, B., Yan, M., Wang, W., Huang, S., Huang, F., Si, L.: Structurallm: Structural pre-training for form understanding. In: ACL (2021)
38. Li, J., Sun, A., Han, J., Li, C.: A survey on deep learning for named entity recognition. *IEEE Transactions on Knowledge and Data Engineering* (2020)
39. Li, Y., Qian, Y., Yu, Y., Qin, X., Zhang, C., Liu, Y., Yao, K., Han, J., Liu, J., Ding, E.: Structext: Structured text understanding with multi-modal transformers. In: ACM-MM (2021)
40. Lin, T.Y., Maire, M., Belongie, S., Hays, J., Perona, P., Ramanan, D., Dollár, P., Zitnick, C.L.: Microsoft coco: Common objects in context. In: ECCV (2014)
41. Lin, W., Gao, Q., Sun, L., Zhong, Z., Hu, K., Ren, Q., Huo, Q.: Vibertgrid: a jointly trained multi-modal 2d document representation for key information extraction from documents. In: ICDAR (2021)
42. Liu, W., Zhang, Y., Wan, B.: Unstructured document recognition on business invoice. Technical Report (2016)
43. Liu, Y., Ott, M., Goyal, N., Du, J., Joshi, M., Chen, D., Levy, O., Lewis, M., Zettlemoyer, L., Stoyanov, V.: RoBERTa: A Robustly Optimized BERT Pretraining Approach. arXiv (2019)
44. Lohani, D., Belaïd, A., Belaïd, Y.: An invoice reading system using a graph convolutional network. In: ACCV workshops (2018)
45. Majumder, B.P., Potti, N., Tata, S., Wendt, J.B., Zhao, Q., Najork, M.: Representation learning for information extraction from form-like documents. In: ACL (2020)
46. Mathew, M., Bagal, V., Tito, R., Karatzas, D., Valveny, E., Jawahar, C.: Info-graphicVQA. In: WACV (2022)
47. Mathew, M., Karatzas, D., Jawahar, C.: DocVQA: A dataset for vqa on document images. In: WACV (2021)
48. Medvet, E., Bartoli, A., Davanzo, G.: A probabilistic approach to printed document understanding. In: ICDAR (2011)
49. Memon, J., Sami, M., Khan, R.A., Uddin, M.: Handwritten optical character recognition (ocr): A comprehensive systematic literature review (slr). *IEEE Access* (2020)
50. Mindee: doctr: Document text recognition. <https://github.com/mindee/doctr> (2021)
51. Nassar, A., Livathinos, N., Lysak, M., Staar, P.W.J.: Tableformer: Table structure understanding with transformers. arXiv (2022)
52. Nayef, N., Patel, Y., Busta, M., Chowdhury, P.N., Karatzas, D., Khelif, W., Matas, J., Pal, U., Burie, J.C., Liu, C.I., et al.: ICDAR 2019 robust reading challenge on multi-lingual scene text detection and recognition—rrc-mlt-2019. In: ICDAR (2019)
53. Olejniczak, K., Šulc, M.: Text detection forgot about document ocr. In: CVWW (2023)
54. Palm, R.B., Laws, F., Winther, O.: Attend, copy, parse end-to-end information extraction from documents. In: ICDAR (2019)
55. Palm, R.B., Winther, O., Laws, F.: Cloudscan - A configuration-free invoice analysis system using recurrent neural networks. In: ICDAR (2017)

56. Pampari, A., Ermon, S.: Unsupervised calibration under covariate shift. arXiv (2020)
57. Park, S., Shin, S., Lee, B., Lee, J., Surh, J., Seo, M., Lee, H.: Cord: A consolidated receipt dataset for post-ocr parsing. In: NeurIPS workshops (2019)
58. Powalski, R., Borchmann, L., Jurkiewicz, D., Dwojak, T., Pietruszka, M., Pałka, G.: Going full-tilt boogie on document understanding with text-image-layout transformer. In: ICDAR (2021)
59. Pramanik, S., Mujumdar, S., Patel, H.: Towards a multi-modal, multi-task learning based pre-training framework for document representation learning. arXiv (2020)
60. Raffel, C., Shazeer, N., Roberts, A., Lee, K., Narang, S., Matena, M., Zhou, Y., Li, W., Liu, P.J., et al.: Exploring the limits of transfer learning with a unified text-to-text transformer. JMLR (2020)
61. Ren, S., He, K., Girshick, R., Sun, J.: Faster r-cnn: Towards real-time object detection with region proposal networks. In: NeurIPS (2015)
62. Riba, P., Dutta, A., Goldmann, L., Fornés, A., Ramos, O., Lladós, J.: Table detection in invoice documents by graph neural networks. In: ICDAR (2019)
63. Russakovsky, O., Deng, J., Su, H., Krause, J., Satheesh, S., Ma, S., Huang, Z., Karpathy, A., Khosla, A., Bernstein, M., et al.: Imagenet large scale visual recognition challenge. IJCV (2015)
64. Schreiber, S., Agne, S., Wolf, I., Dengel, A., Ahmed, S.: Deepdesrt: Deep learning for detection and structure recognition of tables in document images. In: ICDAR (2017)
65. Schuster, D., Muthmann, K., Esser, D., Schill, A., Berger, M., Weidling, C., Aliyev, K., Hofmeier, A.: Intellix-end-user trained information extraction for document archiving. In: ICDAR (2013)
66. Siegel, N., Lourie, N., Power, R., Ammar, W.: Extracting scientific figures with distantly supervised neural networks. In: Chen, J., Gonçalves, M.A., Allen, J.M., Fox, E.A., Kan, M., Petras, V. (eds.) Proceedings of the 18th ACM/IEEE on Joint Conference on Digital Libraries, JCDL (2018)
67. Šimsa, Š., Šulc, M., Skalický, M., Patel, Y., Hamdi, A.: Docile 2023 teaser: Document information localization and extraction. In: ECIR (2023)
68. Šipka, T., Šulc, M., Matas, J.: The hitchhiker’s guide to prior-shift adaptation. In: WACV (2022)
69. Skalický, M., Šimsa, Š., Uříčář, M., Šulc, M.: Business document information extraction: Towards practical benchmarks. In: CLEF (2022)
70. Smith, R.: An overview of the tesseract ocr engine. In: ICDAR (2007)
71. Smock, B., Pesala, R., Abraham, R.: Pubtables-1m: Towards comprehensive table extraction from unstructured documents. In: CVPR (2022)
72. Stanisławek, T., Graliński, F., Wróblewska, A., Lipiński, D., Kaliska, A., Rosalska, P., Topolski, B., Biecek, P.: Kleister: key information extraction datasets involving long documents with complex layouts. In: ICDAR (2021)
73. Stray, J., Svetlichnaya, S.: Deepform: Extract information from documents (2020), <https://wandb.ai/deepform/political-ad-extraction>, benchmark
74. Sun, H., Kuang, Z., Yue, X., Lin, C., Zhang, W.: Spatial dual-modality graph reasoning for key information extraction. arXiv (2021)
75. Sunder, V., Srinivasan, A., Vig, L., Shroff, G., Rahul, R.: One-shot information extraction from document images using neuro-deductive program synthesis. arXiv (2019)
76. Tanaka, R., Nishida, K., Yoshida, S.: Visualmrc: Machine reading comprehension on document images. In: AAAI (2021)

77. Tang, Z., Yang, Z., Wang, G., Fang, Y., Liu, Y., Zhu, C., Zeng, M., Zhang, C., Bansal, M.: Unifying vision, text, and layout for universal document processing. *arXiv* (2022)
78. Tensmeyer, C., Morariu, V.I., Price, B., Cohen, S., Martinez, T.: Deep splitting and merging for table structure decomposition. In: *ICDAR* (2019)
79. Wang, J., Jin, L., Ding, K.: Lilt: A simple yet effective language-independent layout transformer for structured document understanding. *ACL* (2022)
80. Wang, J., Liu, C., Jin, L., Tang, G., Zhang, J., Zhang, S., Wang, Q., Wu, Y., Cai, M.: Towards robust visual information extraction in real world: New dataset and novel solution. In: *AAAI* (2021)
81. Web: Industry Documents Library. <https://www.industrydocuments.ucsf.edu/>, accessed: 2022-10-20
82. Web: Industry Documents Library API. <https://www.industrydocuments.ucsf.edu/research-tools/api/>, accessed: 2022-10-20
83. Web: Public Inspection Files. <https://publicfiles.fcc.gov/>, accessed: 2022-10-20
84. Wu, T.L., Li, C., Zhang, M., Chen, T., Hombaiah, S.A., Bendersky, M.: Lampret: Layout-aware multimodal pretraining for document understanding. *arXiv* (2021)
85. Xu, Y., Xu, Y., Lv, T., Cui, L., Wei, F., Wang, G., Lu, Y., Florencio, D., Zhang, C., Che, W., et al.: Layoutlmv2: Multi-modal pre-training for visually-rich document understanding. *ACL* (2021)
86. Xu, Y., Li, M., Cui, L., Huang, S., Wei, F., Zhou, M.: Layoutlm: Pre-training of text and layout for document image understanding. In: *KDD* (2020)
87. Xu, Y., Lv, T., Cui, L., Wang, G., Lu, Y., Florêncio, D., Zhang, C., Wei, F.: LayoutXLM: Multimodal Pre-training for Multilingual Visually-rich Document Understanding. *arXiv* (2021)
88. Zhang, Z., Ma, J., Du, J., Wang, L., Zhang, J.: Multimodal pre-training based on graph attention network for document understanding. *IEEE Transactions on Multimedia* (2022)
89. Zhao, X., Wu, Z., Wang, X.: CUTIE: learning to understand documents with convolutional universal text information extractor. *arXiv* (2019)
90. Zheng, X., Burdick, D., Popa, L., Zhong, X., Wang, N.X.R.: Global table extractor (GTE): A framework for joint table identification and cell structure recognition using visual context. In: *WACV* (2021)
91. Zhong, X., Tang, J., Jimeno-Yepes, A.: Publaynet: Largest dataset ever for document layout analysis. In: *ICDAR* (2019)
92. Zhou, J., Yu, H., Xie, C., Cai, H., Jiang, L.: irmp: From printed forms to relational data model. In: *HPCC* (2016)
93. Zhu, Y., Kiros, R., Zemel, R., Salakhutdinov, R., Urtasun, R., Torralba, A., Fidler, S.: Aligning books and movies: Towards story-like visual explanations by watching movies and reading books. In: *ICCV* (2015)

Supplementary Material

DocILE Benchmark for Document Information Localization and Extraction

1 Dataset Details

1.1 Document Preprocessing

The following pre-processing was applied to documents from the annotated set:

- (UCSF only) PDFs from UCSF contain a text *"Source: [URL in UCSF]"* on the bottom of the page. As this text would affect the competition tasks, it was removed from the PDFs. Instead, the original document ID is recorded in the dataset metadata.
- Skewed pages were detected in PDFs and images rendered from the PDF pages were deskewed automatically¹. New PDFs were generated from the deskewed images², each rendered to have the longer dimension equal to 842 pixels (this corresponds to the longer side of A4 at 72 DPI).

1.2 Pre-computed OCR

To facilitate a quick start with the dataset, we provide pre-computed OCR. We used the DocTR [6] library with the DBNet[2] detector and the CRNN [8] recognition model, which showed good results in Document OCR in [7]. The predictions are for word-level tokens and include the geometry (bounding box), value (recognized text) and confidence. The words are grouped into blocks. For each word we also provide the snapped geometry, computed by binarizing the word image crop and removing rows/columns from the sides that contain mostly the background color. The implementation is available in the repository. The use of the provided OCR predictions by benchmark submissions is optional. The Pseudo-Character Centers from the snapped bounding boxes are used in the benchmark evaluation.

1.3 Document Layout Clustering

To find the the layout clustering for the annotated and unlabeled sets³, KILE and LIR fields were predicted with a proprietary model. Then, the following two distance functions were used to detect which clusters should be merged together.

¹ Using Leptonica: https://tpgit.github.io/Leptonica/skew_8c_source.html

² Using pdf2image: <https://pypi.org/project/pdf2image/>

³ For the synthetic set the clustering is implicit from the selection of the template documents



Fig. 1: First page of 10 documents belonging the same cluster.

1. Following our definition of layouts, each cluster is represented as a set of fields that can occur in the layout along its possible x -axis positions⁴. The distance between two clusters is then based on the number of field types in common (weighted by the abundance of the field type in the cluster) and the distance between the positions of the same field type. Positions are first normalized to align the left-most and right-most positions (accounting for different translation and scale which is especially important for scanned documents).
2. Use values of a selected set of field types that are usually equal among documents of the same layout. Specifically information about the sender (name, address, registration ID and tax ID), payment terms and text in table headers. A cluster is then a collection of all possible values for these field types. Distance between two clusters is based on the edit distance between values of the same field type.

By combining the above distance functions, layout clusters were found in the following steps:

1. Starting with single document clusters for all documents, clusters were iteratively merged if their distance was under a selected threshold. At most 50 documents per cluster were sent for annotation.
2. After annotation, predicted fields were replaced with ground truth fields and the clustering was re-run. The result was then manually corrected.
3. To cluster the unlabeled set, field predictions were used and each document was assigned independently to the closest cluster in the annotated set when the distance was lower than a threshold. When the distance exceeded the threshold, it was assigned cluster id -1 , representing that a corresponding cluster was not found – which happened for 18.8% of the unlabeled documents. On a random sample of 100 unlabeled documents 72 documents were assigned to some cluster with a precision of 86%. Determining whether the 28 documents were correctly unassigned was not checked as it would require much more effort.

1.4 Dataset Splitting

The following rules and parameters were used to split the dataset into training, validation and test split and to select the templates for synthetic documents.

⁴ The y -axis is ignored as it often varies even for documents of the same layout, e.g., based on the length of the table.

- The target number of documents in the test set and validation set is 1,000 and 500, respectively. Test set is selected first and then validation set is selected from the remaining documents with the same algorithm. The remaining documents form the training set.
- The target number of *synthetic template* (document from the training set whose annotations are used for generation of synthetic documents) is set to 100.
- The target ratio of documents from *PIF* and *UCSF* sources in the selected set is set to 55%:45%, which is similar to the ratio in the full annotated dataset. Without this constraint the distribution would be significantly different as the two sources have different distribution of cluster sizes, which affects further selection of the documents.
- The target number of documents belonging to 0, 1, 2, 3-shot clusters is set to approximately 1/4, 1/12, 1/12, 1/12 respectively for each source. I.e., 1/2 of the documents belong to zero-shot or few-shot clusters and 1/2 of the documents belong to many-shot clusters.
- When selecting zero-shot and few-shot samples, include at most 20 documents from each cluster (i.e., clusters with more than 23 documents will not be considered in this selection). This ensures some part of the selected split (e.g., 2-shot clusters in val, that contain 42 documents) is not covered by just 1 or 2 clusters.
- When selecting few-shot samples, approximately half of the documents should belong to clusters containing a synthetic template, e.g., $1/24 \cdot 500 \approx 21$ of the documents in the validation set should belong to clusters that contain a synthetic template and that have two documents seen in the training set. Remaining synthetic templates are from many-shot clusters or clusters not contained in the test (resp. validation) sets.

1.5 Description of Annotations

Field Types Descriptions of all field types for KILE and LIR can be found in Tables 1 and 2, respectively. Note that some rather rare fields are not represented in the validation set: `iban`, `bic`, `customer_tax_id` and `line_item_tax_rate`. Their counts in the training set are 5, 31, 40 and 96 respectively. With the micro-averaged evaluation metric their impact on the evaluation is only minor.

Document Metadata provided with the dataset include `page_count`, `cluster_id`, `page_sizes_at_200dpi`, `document_type`, `currency`, `language`, `page_to_table_grid` (with available information about the table structure), `source` (`ucsf` or `pif`), `original_filename` and `template_document_id` (linking to the layout template for synthetic documents).

Table 1: Description of all KILE field types.

field type	description
account_num	Bank account number
amount_due	Total amount to be paid
amount_paid	Total amount already paid
amount_total_gross	Total amount with tax
amount_total_net	Total amount without tax
amount_total_tax	Total sum of tax amounts
bank_num	Number of bank
bic	Bank Identifier Code (SWIFT)
currency_code_amount_due	Currency code or symbol found near the amount due
customer_billing_address	Address of the company that is being invoiced to
customer_billing_name	Name of the company that is being invoiced to
customer_delivery_address	Address of the company for delivery of goods/services
customer_delivery_name	Name of the company for delivery of goods/services
customer_id	Customer account number
customer_order_id	Any customer order reference
customer_other_address	Any other name and address of the purchasing company
customer_other_name	Any other name of the purchasing company
customer_registration_id	Purchaser registration identifier number
customer_tax_id	Purchaser tax identification number
date_due	Due date for payment
date_issue	Date the document was issued
document_id	Main number of the document
iban	International Bank Account Number
order_id	Any order number
payment_reference	Payment reference number
payment_terms	Conditions for the payment time window
tax_detail_gross	Tax breakdown line amount with tax
tax_detail_net	Tax breakdown line amount without tax
tax_detail_rate	Tax breakdown line tax rate
tax_detail_tax	Tax breakdown line tax amount
vendor_address	Address of the supplier company
vendor_email	Any supplier e-mail address
vendor_name	Name of the supplier company
vendor_order_id	Any vendor order reference
vendor_registration_id	Supplier registration identification number
vendor_tax_id	Supplier tax identification number

Table 2: Description of all LIR field types.

field type	description
line.item_amount_gross	Total amount with tax for item
line.item_amount_net	Total amount without tax for item
line.item_code	Item article number
line.item_currency	Line currency (if standalone)
line.item_date	Date (e.g. item delivery date)
line.item_description	Goods and services description
line.item_discount_amount	Total discount amount
line.item_discount_rate	Discount rate
line.item_hts_number	Harmonized Tariff Schedule number
line.item_order_id	Related order reference number
line.item_person_name	Person name (e.g. who performed the service)
line.item_position	Line index, order of items
line.item_quantity	Quantity
line.item_tax	Line tax amount
line.item_tax_rate	Tax rate (percentage, verbal)
line.item_unit_price_gross	Price with tax per unit
line.item_unit_price_net	Price without tax per unit
line.item_units_of_measure	Unit of measure
line.item_weight	Item(s) weight (net, gross)

Table 3: Evaluation on zero/few/many-shot subsets of the test set for the RoBERTa_{BASE} baseline for KILE and LIR based on the number of documents of the same layout cluster available for training (in training or validation set).

Task	Model	Training size	F1	AP	Prec.	Recall
KILE	RoBERTa _{BASE}	0	0.483	0.346	0.450	0.520
KILE	RoBERTa _{BASE}	1-3	0.560	0.439	0.550	0.572
KILE	RoBERTa _{BASE}	4+	0.714	0.592	0.706	0.723
LIR	RoBERTa _{BASE}	0	0.553	0.419	0.530	0.577
LIR	RoBERTa _{BASE}	1-3	0.552	0.405	0.546	0.559
LIR	RoBERTa _{BASE}	4+	0.741	0.611	0.768	0.716

2 Evaluation Details

2.1 Additional Evaluation Metrics

Although the two benchmark tasks use different primary metrics, the evaluation of both tasks includes all AP, F1, precision and recall are evaluated. Predictions can use an optional flag `use_only_for_ap` to indicate the prediction does not have big enough confidence and should not be counted towards F1, precision and recall but it should still be used for AP (where adding predictions with lower score than all other predictions can never hurt, no matter how low is the precision among these predictions). When AP is computed for LIR, only the "confident" predictions (with `use_only_for_ap=False`) are used to find the perfect matching between line items.

Additionally, we set up a secondary evaluation benchmark for end-to-end KILE and LIR, where a correctly recognized field also needs to exactly read out the text.

The benchmark also computes results on the test subsets to compare the performance on the 0-shot, few-shot and many-shot samples (based on how many documents from the same layout cluster are available for training) as shown in Table 3. Furthermore, it is possible to evaluate separately on samples belonging to clusters for which synthetic documents were generated, to study the influence of using synthetic data. The provided evaluation code supports evaluation on any dataset subset, e.g., based on the source of the document (*UCSF* vs *PIF*).

2.2 AP Implementation Details

In Average Precision, predictions are sorted by score (confidence) from the highest to the lowest and added iteratively. This ordering is not well defined if several predictions have the same score or if the scores are not provided. Taking into account the `use_only_for_ap` flag, effectively marking some predictions as less confident, the predictions are sorted by these criteria:

1. Predictions with `use_only_for_ap=False` go first.

2. Predictions with higher score go first.
3. Predictions are added in the provided order (*prediction document rank*), i.e., start with the first prediction for each document, then take the second prediction for each document etc.
4. To break the tie for predictions with the same score and prediction document rank, the document id is hashed along the prediction document rank. This ensures a deterministic but different ordering of documents for each prediction document rank, preventing some documents to have higher influence on the final result.

Other implementation details for AP have been done in the same way as in the standard COCO[3] evaluation. Namely:

- When the Precision-Recall curve has a zig-zag pattern (precision increases for higher recall), the gaps are filled to the left.
- For two consecutive (recall, precision) pairs (r_1, p_1) , (r_2, p_2) where $r_2 > r_1$ we use the precision p_2 for the interval $[r_1, r_2]$ when computing the Average Precision.

This can be also explained as computing the area under a function (for recall between 0 to 1) $precision(r)$ defined as:

$$precision(r) := \max\{p' | \text{there exists } (p', r') \text{ with } r' \geq r\}$$

3 Baseline Details

Unsupervised Pre-training: The RoBERTa_{BASE}[4] model was pre-trained for 50k training steps with a batch size of 64. The LayoutLMv3_{BASE}[1] was pre-trained using AdamW optimizer [5] for 30 epochs using a batch size of 16. Both trainings use a cosine decay for the learning rate with a linear warmup.

Supervised Pre-training on Synthetic Documents: Table 4 contains results with supervised pre-training on the synthetic training data. We run 30 epochs of supervised pre-training on DocILE synthetic dataset for RoBERTa_{BASE}, RoBERTa_{OURS}, and LayoutLMv3_{OURS} backbones of the join multi-label NER model, with the following parameters: learning rate $2e-5$, weight decay 0.001, batch size 16.

DETR_{S+A}^{table} and DETR_{S+A}^{LI} were pretrained on the synthetic data for 30 epochs using the Adam optimizer with learning rate $3 \cdot 10^{-5}$ and $3 \cdot 10^{-7}$ for the Transformer and the convolutional backbone, respectively, weight decay $1 \cdot 10^{-4}$, batch size 32 and FP16 precision.

Supervised Training on Annotated Documents: For all RoBERTa and LayoutLMv3 models, we used the learning rate $2e-5$, weight decay 0.001 and goal number of epochs 1,500.

Table 4: RoBERTa and LayoutLMv3 results after 30 epochs of training on synthetic data and then fine-tuning on annotated data.

Model	Task	F1	AP	Prec.	Recall
RoBERTa _{BASE:A+S}	KILE	0.511	0.637	0.687	0.594
RoBERTa _{OURS:A+S}	KILE	0.512	0.635	0.688	0.590
RoBERTa _{BASE:A+S}	LIR	0.448	0.587	0.651	0.533
RoBERTa _{OURS:A+S}	LIR	0.441	0.594	0.668	0.535
LayoutLMv3 _{OURS:A+S}	KILE	0.481	0.635	0.634	0.635
LayoutLMv3 _{OURS:A+S}	LIR	0.547	0.655	0.671	0.640

RoBERTa_{BASE} best results on the validation set were achieved at epoch 1,499. The model achieved 87.98% overall F1 score on the validation dataset (val/KILE F1 85.81%, val/LIR F1 79.86%, and val/LI F1 91.94%).

RoBERTa_{OURS} best results on the validation set were achieved at epoch 632. The model achieved 86.66% overall F1 score on the validation dataset (val/KILE F1 84.07%, val/LIR F1 77.42%, and val/LI F1 91.11%).

RoBERTa_{BASE} best results on the validation set were achieved at epoch 1,396. The model achieved 86.89% overall F1 score on the validation dataset (val/KILE F1 84.27%, val/LIR F1 79.53%, and val/LI F1 90.74%).

RoBERTa_{OURS} best results on the validation set were achieved at epoch 1,410. The model achieved 87.14% overall F1 score on the validation dataset (val/KILE F1 84.76%, val/LIR F1 78.61%, and val/LI F1 91.25%).

LayoutLMv3_{BASE} best results on the validation set were achieved at epoch 345. The model achieved 88.38% overall F1 score on the validation dataset (val/KILE F1 84.67%, val/LIR F1 80.09%, and val/LI F1 93.02%).

LayoutLMv3_{OURS} best results on the validation set were achieved at epoch 893. The model achieved 87.02% overall F1 score on the validation dataset (val/KILE F1 83.13%, val/LIR F1 76.80%, and val/LI F1 92.42%).

We fine-tuned the LayoutLMv3_{OURS} which was “pre-trained” on the 30 epochs of synthetic data for 500 epochs, the best model was achieved after 488 epochs (158,000 training steps) with batch size 16. The model achieved 86.30% overall F1 score on the validation dataset (val/KILE F1 84.58%, val/LIR F1 77.48%, and val/LI F1 90.92%).

For DETR, we train the model using the Adam optimizer with learning rate $3 \cdot 10^{-5}$ for the transformer and $3 \cdot 10^{-7}$ for the convolutional backbone (ResNet-50), weight decay $1e-4$, FP16 precision, batch size 32 and early stopping on the validation loss.

Joint Multi-label NER Model for KILE and LIR :

We run the training on real data for 1000-1500 epochs, the criterion for storing the best checkpoint is the val/overall f1 metric. Which is an average of KILE F1, LIR F1 and LI F1 tasks (each of these is a micro-average of the entities from the corresponding task). On the validation data, these statistics had

Algorithm 1 OCR re-ordering algorithm

Require: \mathbf{b} \triangleright OCR word bboxes

function GET_CENTER_LINE_CLUSTERS(\mathbf{b})
 compute histograms of heights and centroids
 create clusters based on the centroids and height histograms
end function

function SPLIT_FIELDS_BY_TEXT_LINES(\mathbf{b})
 $\mathbf{c} \leftarrow \text{get_center_line_clusters}(\mathbf{b})$
 for $b \in \mathbf{b}$ **do**
 $b_{\text{line_id}} \leftarrow \arg \min_{c \in \mathbf{c}} |b_y - c_y|$ \triangleright Assign line numbers
 end for
end function

function GET_SORTED_FIELD_CANDIDATES(\mathbf{b})
 $\mathbf{b} \leftarrow \text{split_fields_by_text_lines}(\mathbf{b})$
 sort(\mathbf{b}) \triangleright Sort by assigned line numbers
 $\mathbf{l} \leftarrow \text{group}(\mathbf{b}_{\text{line_id}})$
 $\forall l \in \mathbf{l} : \text{sort}(l_x)$ \triangleright Sort by x -coordinate
end function

an increasing tendency with higher number of epochs, despite the loss function already achieved its minimum and started raising again.

We observed that for the Line Item separation task, it is crucial to provide the text tokens in per-line reading order (i.e. from the top to the bottom, each text line from left to right). The pseudocode of the used re-ordering algorithm is in Algorithm 1.

4 Code and Dataset Download

For the dataset download instructions, baseline implementations and checkpoints, we refer the reader to the <https://github.com/rossumai/docile> repository.

References

1. Huang, Y., Lv, T., Cui, L., Lu, Y., Wei, F.: Layoutlmv3: Pre-training for document ai with unified text and image masking. In: ACM-MM (2022)
2. Liao, M., Wan, Z., Yao, C., Chen, K., Bai, X.: Real-time scene text detection with differentiable binarization. In: Proceedings of the AAAI conference on artificial intelligence. vol. 34, pp. 11474–11481 (2020)
3. Lin, T.Y., Maire, M., Belongie, S., Hays, J., Perona, P., Ramanan, D., Dollár, P., Zitnick, C.L.: Microsoft coco: Common objects in context. In: ECCV (2014)
4. Liu, Y., Ott, M., Goyal, N., Du, J., Joshi, M., Chen, D., Levy, O., Lewis, M., Zettlemoyer, L., Stoyanov, V.: RoBERTa: A Robustly Optimized BERT Pretraining Approach. arXiv (2019)

5. Loshchilov, I., Hutter, F.: Decoupled weight decay regularization. In: ICLR (2019)
6. Mindee: doctr: Document text recognition. <https://github.com/mindee/doctr> (2021)
7. Olejniczak, K., Šulc, M.: Text detection forgot about document ocr. In: CVWW (2023)
8. Shi, B., Bai, X., Yao, C.: An end-to-end trainable neural network for image-based sequence recognition and its application to scene text recognition. PAMI (2016)