

Conceptual Views on Tree Ensemble Classifiers

Tom Hanika^{1,2} and Johannes Hirth^{1,2}

¹ Knowledge & Data Engineering Group, University of Kassel, Germany

² Interdisciplinary Research Center for Information System Design
University of Kassel, Germany

tom.hanika@cs.uni-kassel.de, hirth@cs.uni-kassel.de

Abstract Random Forests and related tree-based methods are popular for supervised learning from table based data. Apart from their ease of parallelization, their classification performance is also superior. However, this performance, especially parallelizability, is offset by the loss of explainability. Statistical methods are often used to compensate for this disadvantage. Yet, their ability for local explanations, and in particular for global explanations, is limited. In the present work we propose an algebraic method, rooted in lattice theory, for the (global) explanation of tree ensembles. In detail, we introduce two novel conceptual views on tree ensemble classifiers and demonstrate their explanatory capabilities on Random Forests that were trained with standard parameters.

Keywords: Decision Tree, Random Forest, Ensemble Classification, Explanation, Formal Concept Analysis, Explainable AI

1 Introduction

Decision trees are among the most popular explainable machine learning models. That is why they are often used as surrogates for other, less transparent machine learning models. However, one drawback is that decision trees often do not perform as well as more contemporary classification procedures. Furthermore, decision trees can naturally not cope with missing data, i.e., without further help or data preparation.

A popular class of classifiers, tree ensembles, do remedy these disadvantages. They employ multiple tree structures simultaneously (*boosting*) and make potentially use of individual *baggings* of the data, e.g., Random Forests or Gradient Boosted Trees [7, 14]. While these methods are capable of high classification performance, they do not possess the same interpretability as decision trees. This fact is due to the dispersion of information into a large number of incomparable parallel branches from differently rooted trees. There are quite attempts to rectify this problem for explainability. One approach to explain tree ensembles is merging all trees into a single decision tree [34]. Even though the resulting tree

Authors are given in alphabetical order. No priority in authorship is implied.

structure can be called (more) “explainable” (because it is a tree), it tends to grow incomprehensibly large and also loses the ability to handle missing values. With the present work we propose a novel method for translating tree ensembles into a data structure that is interpretable by design, while allowing for parallelism to cope with missing information. We use “lattices” (i.e., ordered sets with supremum and infimum), in contrast to trees [36]. While in a tree there is always a unique path from the root to a node, lattices allow for multiple (parallel) paths in a single lattice, leading to the same conclusion element. This results in a better handling of missing values.

Yet, we should not expect any data structure representing an ensemble classifier to be handy and of manageable size. Thus, the resulting lattices are large. Fortunately, there is a mathematically sound theory for lattices, which allows to generate manageable projections of complex structures, which together contain the complete information. We employ Formal Concept Analysis (FCA) [15, 37], which is able to deal with such structures by design and offers a large framework of methods to achieve representations of human comprehensible size. More importantly, FCA provides a large set of tools to interpret these representations and post-process them further.

Our work is not the first to take the step from tree ensembles to lattices [11], however, it drives this research in two aspects: first, the proposed lattice representations achieve an unprecedented expressiveness and thus explainability of tree ensemble classifiers. Second, we provide a formal interpretation framework on how to understand a classifier through the lens of conceptual (lattice) views. These views allow for both local and global explanations with varying levels of detail, as we will demonstrate.

In our experimental study, we demonstrate our explanation method and its applicability on a real world example from the openml CC18 [5] classification benchmark data set, namely, *car* [10] (binary class version³). The analyzed Random Forest was trained with realistic parameter assumptions, i.e., we used 100 trees and did not limit their individual depths.

2 Motivation and Formal definitions

Formal Concept Analysis (FCA) is a mathematical theory of concepts and concept hierarchies, with applications to Data Science and Knowledge Processing. Since the purpose of this paper is to explore whether Formal Concept Analysis can provide informative views of tree based classifiers, we want to formally introduce relevant notions and notations.

2.1 Formal concepts and conceptual views

At first glance, it seems very limiting that FCA focuses on one basic data type, that of a binary relation between two sets (a **formal context** in the language

³ <https://www.openml.org/d/991>

of FCA), because data comes in many different formats. But this limitation is intentional. It allows a cleaner separation of objective formal data analysis and subjective interpretation, and it allows a unified, clear structure of the mathematical theory.

FCA handles the many different data formats in a two-step process. First, the data is transformed into the standard form – that is, into a formal context – and in the second step that context is analyzed conceptually. The first step, called **conceptual scaling**,⁴ is understood as an act of interpretation and depends on subjective decisions of the analyst, who must reveal how the data at hand is meant. It is therefore neither unambiguous nor automatic, and usually does not map the data in its full complexity. However, it is quite possible that several such **conceptual views** together completely reflect the data.

The classification data for tree classifiers are usually lists of n -tuples, as in relational databases or in so-called data tables. In FCA terminology, one speaks of a **many-valued context**. In such a many-valued context, the rows have different names (thereby forming a key), and so do the columns, whose names are called **(many-valued) attributes**. The entries in the table are the values. For classification it is usually assumed that the values of each attribute are linearly ordered. This order is then used to split the data. This does not mean that the values have to be numeric. $\text{low} < \text{medium} < \text{high}$ and $\text{true} < \text{false}$ are examples of such **interordinal** data as well. For numeric data one could, in addition to $a < b$, for example use $a^2 < \cos(b)$ as a splitting criterion. Not doing so is an interpretive decision in the sense discussed above.

To illustrate the notations that now follow, a small example of a decision tree for the *tennis play* [27] data set is presented in Figure 1.

2.2 Tree based classifiers

As usual a decision tree \mathcal{T} is a proper binary tree, i.e., a rooted tree in which every non-terminal node⁵ has exactly two children. With the exception of the root r , each node n is annotated by a *predicate* $\phi(n)$ that *splits* the data, so that every data object either satisfies $\phi(n)$ or its negation $\neg\phi(n)$. The annotation is such that the two child nodes of an inner node are negated to each other: if one is annotated by P , then the other is annotated by $\neg P$. According to these definitions the set $\mathcal{P}(\mathcal{T}) := \{\phi(n) \mid n \in \mathcal{T} \setminus \{r\}\}$ of predicates used for \mathcal{T} contains the negation $\neg P$ of every $P \in \mathcal{P}(\mathcal{T})$.

Each such tree carries a natural order, in which for nodes m, n we have

$$m \leq n : \iff n \text{ lies on the unique path from } m \text{ to the root.}$$

The example in Figure 1 shows in its upper part a data table with fourteen data objects, numbered 0, . . . , 13. There are four attributes, “overlook”, “temperature”, “humidity”, and “windy”, while the last column “play” contains the classification

⁴ The word “scaling” here refers to measurement theory, not whether algorithms can be applied to large data sets.

⁵ Terminal nodes are also called *leaves*, non-terminal ones are *inner*

D	overlook	temperature	humidity	windy	play
0	sunny	hot	high	False	no
1	sunny	hot	high	True	no
2	overcast	hot	high	False	yes
3	rainy	mild	high	False	yes
4	rainy	cool	normal	False	yes
5	rainy	cool	normal	True	no
6	overcast	cool	normal	True	yes
7	sunny	mild	high	False	no
8	sunny	cool	normal	False	yes
9	rainy	mild	normal	False	yes
10	sunny	mild	normal	True	yes
11	overcast	mild	high	True	yes
12	overcast	hot	normal	False	yes
13	rainy	mild	high	True	no

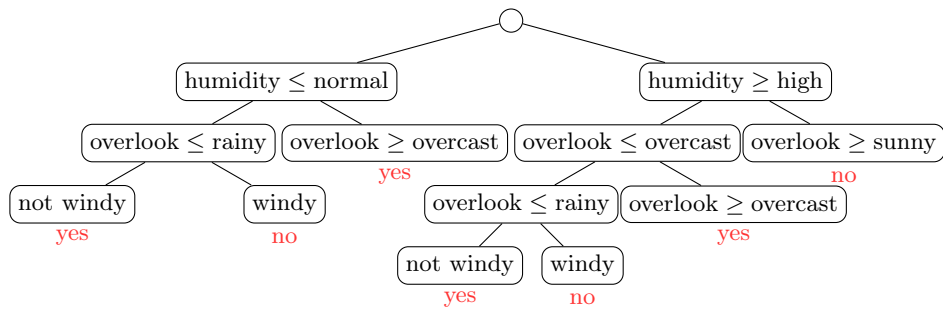


Figure 1. Decision tree for the tennis data set. Each data object follows the path from the root (the top node) along the predicates it fulfills until it reaches a leaf node. The decision for “play” highlighted annotated in red.

outcome. Each attribute is used with an ordinal interpretation of its values, such as

$$\begin{aligned} & \text{rainy} < \text{overcast} < \text{sunny}, \\ & \text{cool} < \text{mild} < \text{hot}, \\ & \text{normal} < \text{high}, \text{ and} \\ & \text{not windy} < \text{windy}. \end{aligned}$$

In addition to that we derive an *interordinal* interpretation of these values using the \geq and \leq relations. For classification, a data object g is threaded through the tree from the root to a leaf node b such that it satisfies all predicates along the path r, \dots, b . We call b the *classification/decision leaf* and the path r, \dots, b the *decision path* of g . Finally there is a second mapping, associating to every leaf the classification outcome, usually “yes” or “no”.

2.3 Conceptual views via conceptual scaling

A **formal context** is a triple $\mathbb{K} := (G, M, I)$, where G and M are sets and $I \subseteq G \times M$ is a binary relation. As said above, this is the basic data structure used in Formal Concept Analysis. The elements of G are called the **objects**, those of M the **attributes** of the formal context \mathbb{K} . One reads $(g, m) \in I$ as “the object g has the attribute m ”.

A **many-valued context** $\mathbb{D} := (G, M, W, I)$ again has a set G of *objects*, a set M of **many-valued attributes**, and a set W of **attribute values**. The relation $I \subseteq G \times M \times W$ here is ternary, with $(g, m, w) \in I$ expressing that *the object g has the value w for the attribute m* . It is assumed that each object has at most one value for each attribute, so that

$$(g, m, w_1) \in I, (g, m, w_2) \in I \implies w_1 = w_2.$$

Furthermore, we call \mathbb{D} *complete* iff for every $g \in G, m \in M$ there is a $w \in W$ with $(g, m, w) \in I$. By $m^{\mathbb{D}} := \{w \in W \mid \exists g \in G (g, m, w) \in I\}$ we denote the set of all values $w \in W$ such that there is an object $g \in G$ that is in incidence with w for attribute m . The process of deriving a formal context from a many-valued one is called **conceptual scaling**. There are several variants for this. The simplest is **plain scaling**, where one simply specifies how the sets of values of each many-valued attribute are to be understood. For this purpose, a formal context (a “**scale**”) is specified for each many-valued attribute, such that the set of objects of this scale contains the values of this attribute. Each value then is replaced by the corresponding row of that scale. Figure 2 demonstrates this for the tennis data set. The many-valued context here is given by the data table in Figure 1 (ignoring the last column). For each of the four many-valued attributes a scale is given in the left half of Figure 2. The formal context on the right was derived from the data table in Figure 1 via plain scaling, i.e., by replacing the values by the respective rows of the scales.

An important step in using FCA is to unfold the formal context into a **concept lattice**. The elements of this algebraic structure are called **formal concepts**.

Overlook	rainy ∨	overcast ∨	overcast ∧	sunny ∧	Humidity	normal ∨	high ∧
rainy overcast sunny	×	×	×	×	normal hot	×	×
Temperature	cold ∨	mild ∨	mild ∧	hot ∧	Wind	windy ∨	not windy ∧
cold mild hot	×	×	×	×	True False	×	×

I(D)	Overlook ∨ rainy	Overlook ∨ overcast	Overlook ∧ overcast	Overlook ∧ sunny	Temperature ∨ cool	Temperature ∨ mild	Temperature ∧ mild	Temperature ∧ hot	Humidity ∨ normal	Humidity ∧ high	windy	not windy
0												
1			×	×								×
2		×										×
3	×	×										×
4	×	×										×
5	×	×			×	×						×
6		×	×		×	×						×
7		×	×		×	×						×
8			×	×	×	×						×
9	×	×			×	×						×
10			×	×		×	×					×
11		×	×			×	×					×
12		×	×			×	×					×
13	×	×			×	×						×

Figure 2. The conceptual scaling of the tennis data set (Figure 1). Each incidence is indicated by a × in the cross-tables. The concept lattice of the derived context has 108 concepts.

They are defined as pairs (A, B) of sets, where $A \subseteq G$, $B \subseteq M$, $A' = B$ and $A = B'$ hold with $A' := \{m \in M \mid (g, m) \in I \text{ for all } g \in A\}$ and $B' := \{g \in G \mid (g, m) \in I \text{ for all } m \in B\}$. A is called the **extent** and B the **intent** of the formal concept (A, B) . The derived context in Figure 2 has 108 formal concepts, which is considerably larger than the size of the decision tree in Figure 1.

This example already demonstrates that the full concept lattice of the formal context derived from plain conceptual scaling is too complex to be instructive. It indeed unfolds all of the conceptual structure of the scaled data table. Instead it may be useful to study only carefully selected subsets of the derived attributes and the sub-contexts induced by these. This is what Wille calls *conceptual views* in Wille [38]. In the following text, we refer by *contextual views* of a many-valued context \mathbb{D} to formal contexts that were derived from \mathbb{D} by means of conceptual scaling. Its corresponding concept lattice, or parts thereof, are called *conceptual views*. As the conceptual and the contextual view are in one to one correspondence, we will often simply refer to *views*.

Logical scaling [29] goes one step further than plain scaling. With logical scaling it is allowed to use (propositional) logical combinations of the scale attributes as attributes of a derived context. These scale attributes may originate from different many-valued attributes. This simple technique is easier to understand with an example. In the tennis data set, the weather conditions are described by specifying values for humidity, wind, etc. You may want to use other attributes that can be composed from the given ones, such as

$$\textit{nice} := (\textit{temperature} = \textit{mild}) \wedge \neg \textit{windy}.$$

Logical scaling allows this. Again, we will limit ourselves to a small selection of such attributes. That is why we speak of a **conceptual view** here as well.

2.4 Learning a decision tree from a many valued context

In order to train a decision tree on a data table (which is formalized as a many-valued context $\mathbb{D} = (G, M, W, I)$), we need to know the classification labels for all $g \in G$. The tennis data set in Figure 1 shows an example. The last column contains the classification labels, while the rest of the table represents a many-valued context. However, this example is tiny compared to realistic datasets from real life. For such one needs fast implementations like the C4.5 algorithm [32]. This algorithm chooses in every step n that *predicate* $\phi(n)$ that most effectively splits its set G of samples into subsets. These predicates usually are attribute-value pairs, and we write $g \models \phi(n)$ if the object g has this value for the attribute and $g \models \neg\phi(n)$ otherwise. The term *most effectively* is taken with respect to some measure of information entropy.

The results is a decision tree \mathcal{T} , as described in Section 2.2. In the first step, the splitting decision is made for the root node, and the set G of all samples is divided into two sets, which are passed to the child nodes. The predicate that was used for this split is written as annotation to the child nodes, in positive or negated form, respectively. Any node $n \in \mathcal{T}$, with exception of the root, thereby receives an annotation (for completeness, the root is annotated with \top), and a data object $g \in G$ reaches a leaf of the tree if and only if it is a model of each predicate annotating a node on the unique path to that leaf.

For a given decision tree \mathcal{T} and its training data set \mathbb{D} , two main explanatory tasks can be formulated. The first addresses the question how adequately \mathcal{T} represents the training data, in particular the objects $g \in G$, and which general explanations can be inferred from \mathcal{T} using G . These explanations range from local ones, i.e., why was an object g classified to a particular class from \mathcal{C} , and global ones, such as, which predicate combination describe a class. The second task is to understand the *view* of \mathcal{T} on a so far unknown set of objects \check{G} , of which every object $g \in \check{G}$ is represented using the attributes and value domains of \mathbb{D} , and may even have values missing. Again, these views can be locally and globally.

3 Concept Lattices from Tree Classifiers

In the following we introduce different conceptual views on tree classifiers. We first revisit three approaches from the literature and derive a unified representation for them in the language of Formal Concept Analysis. We will consider these methods as baselines for our two novel approaches in the next section.

3.1 Approaches from the literature

The first approach to investigate is given by the `RandomTreesEmbedding` from `sklearn`⁶ and simply reflects the clustering of the data objects induced by the leaf nodes of the decision tree [6, 26, 28].

Definition 1 (Conceptual Leaf View on \mathcal{T}). *Given a many-valued context $\mathbb{D} := (G, M, W, I)$ and a decision tree \mathcal{T} that was trained on \mathbb{D} , we define the contextual leaf view on \mathcal{T} as*

$$\mathbb{N}(G, \mathcal{T}) := (G, \mathcal{L}(\mathcal{T}), J), \text{ where } (g, l) \in J \text{ iff } g \models \phi(n) \text{ for all } n \geq_{\mathcal{T}} l.$$

The corresponding concept lattice $\mathfrak{B}(\mathbb{N}(G, \mathcal{T}))$ is called the conceptual leaf view on \mathcal{T} . A slight generalization allows to include not only the training data, but also other data objects with the same attributes and attribute values. G may thus be replaced by \check{G} , as introduced at the end of Section 2. The set $\mathcal{L}(\mathcal{T})$, which is used as set of attributes here, is just the set of leaves of the decision tree.

The incidence with such a leaf-attribute is defined by the conjunction of all predicated on the unique path from the root to that leaf. This being a logical combination of plain scaling attributes shows, that this context is derived from *logical scaling*. The particular *view*, i.e., which logical combinations were selected, depends on the decision tree.

The conceptual leaf view using a particular set of objects \check{G} enables to *view* said objects through the classification leaves of \mathcal{T} . This means, for any two objects $g_1, g_2 \in \check{G}$ that are classified by the same leaf l , we have that $\{g_1\}^J = \{g_2\}^J$, and therefore the object concepts $(\{g_1\}^{JJ}, \{g_1\}^J)$ and $(\{g_2\}^{JJ}, \{g_2\}^J)$ are equal. Informally said, g_1 and g_2 are clustered in the same concepts. We may note at this point, that this view is limited to this fact. Hence, objects that are classified by different leaf nodes do not share any attributes and are therefore incomparable. Figure 3 shows the derived context for our running example.

More general, the conceptual leaf view is disappointingly simple, it is just an antichain plus a top and a bottom element. This is due to the fact that $\mathfrak{B}(\mathbb{N}(\check{G}, \mathcal{T}))$ is of nominal scale, that is, it has exactly one concept per leaf, and all these concepts are pairwise incomparable. Altogether, this view is coarse and does not exhibit hierarchical information, i.e, there are no concepts in sub-concept relation, apart from those involving the top (\check{G}, \check{G}^J) or bottom $(\mathcal{L}(\mathcal{T})^J, \mathcal{L}(\mathcal{T}))$.

The second baseline view accounts for the whole order structure of the decision tree \mathcal{T} [6]. The corresponding concept lattice is an isomorphic representation to the one proposed by previous work [11].

Definition 2 (Conceptual Tree View on \mathcal{T}). *Given a many-valued context $\mathbb{D} := (G, M, W, I)$ and a decision tree \mathcal{T} that was trained on \mathbb{D} , we define the contextual tree view on \mathcal{T} by taking the tree nodes as attributes. A node is incident with a data object if and only if it was used for classifying that object.*

$$\mathbb{T}(G, \mathcal{T}) := (G, \mathcal{T}, J), \text{ where } (g, t) \in J \text{ iff } t \text{ is on the decision path of } g \text{ in } \mathcal{T}.$$

⁶ <https://scikit-learn.org/stable/modules/generated/sklearn.ensemble.RandomTreesEmbedding.html>

The corresponding concept lattice $\mathfrak{B}(\mathbb{T}(G, \mathcal{T}))$ is called the conceptual tree view on \mathcal{T} . As in Definition 1 above, G may be replaced by a more general set \check{G} .

In analogy to the leaf partition context, the contextual tree view can also be understood as the result of a logical scaling. Each node is then replaced by the conjunction of the predicates annotated along its path.

In contrast to the contextual leaf view on \mathcal{T} the contextual tree view accounts for all nodes of \mathcal{T} . Hence, objects that are classified by different leaf nodes may have common nodes in their decision paths. The more their respective decision paths overlap, the more attributes they have in common.

The concept lattice $\mathfrak{B}(\mathbb{T}(G, \mathcal{T}))$ is order-isomorphic to the decision tree with an added smallest element, i.e., to $(\mathcal{T} \cup \{\perp\}, \leq)$ where for all $n \in \mathcal{T}$: $\perp \leq n$. The conceptual tree view on \mathcal{T} can thus be considered as an almost one-to-one translation of the decision tree into the realm of Formal Concept Analysis.

For a given arbitrary object sets \check{G} , only parts of the order structure $(\mathcal{T} \cup \{\perp\}, \leq)$ are reached. More precise, since for all elements of \check{G} there is an element of G having the same decision path, we can conclude that there is a (unique up to context clarification) isomorphism from $\mathbb{T}(\check{G}, \mathcal{T})$ into a sub-context of $\mathbb{T}(G, \mathcal{T})$. Thus, $\text{Int}(\mathbb{T}(\check{G}, \mathcal{T})) \subseteq \text{Int}(\mathbb{T}(G, \mathcal{T}))$. However, for the rest of our work, we will not explore this relationship further. Yet, we would like to refer the reader to our investigations on concept measurements [17], in particular to Corollary 22.

Definition 3. For a linearly ordered set (V, \leq) the (one-dimensional) *interordinal scale* over V is the formal context

$$(V, \{\leq, \geq\} \times V, \models),$$

where the incidence relation \models is defined in the obvious manner:

$$v \models (\leq, w) : \iff v \leq w \text{ and } v \models (\geq, w) : \iff v \geq w.$$

Data sets for decision tree classification have⁷ linearly ordered value sets and therefore associated interordinal scales for all attributes. These can be used for plain scaling.

The third and last baseline that we want to introduce is the most expressive in terms of formal concepts. In contrast to the other two views, it solely depends on the many-valued data set \mathbb{D} . Although its relevance to the scope of this work may not be apparent at this point, the next section will elaborate its importance.

Definition 4 (Interordinal Scaling of \mathbb{D}). When $\mathbb{D} := (G, M, W, I)$ is a many-valued context with linearly ordered value sets $(m^{\mathbb{D}}, \leq_m)$ for all many-valued attribute sets $W(m)$, then the formal context *derived from interordinal scaling* has G as its object set and attributes of the form

$$(m, \leq_m, v) \text{ or } (m, \geq_m, v),$$

⁷ If not so, they can be ordered linearly.

$\mathbb{N}(G, \mathcal{T})$	l_0	l_1	l_2	l_3	l_4	l_5	l_6
0	×						
1	×						
2		×					
3			×				
4						×	
5							×
6					×		
7	×						
8					×		
9						×	
10					×		
11		×					
12				×			
13				×			

$\mathbb{P}(G, \mathcal{T})$	n_1	n_2	n_3	n_4	n_5	n_6	n_7	n_8	n_9	n_{10}	n_{11}	n_{12}
0		×				×						
1		×					×					
2			×									
3			×									
4	×		×									
5	×		×									
6	×			×								
7		×					×					
8	×		×									
9	×		×					×				
10	×			×								
11					×				×			
12						×				×		
13	×					×						×

Figure 3. The contextual leaf view on \mathcal{T} (right in Figure 1) for the running example (left in Figure 1). Its concept lattice contains 55 concepts. The contextual tree view $\mathbb{P}(G, \mathcal{T})$ of \mathcal{T} is shown on the right.

where v is a value of the many-valued attribute m . The incidence is the obvious one, an object g has e.g., the attribute (m, \leq_m, v) iff the value of m for the object g is $\leq_m v$. Instead of (m, \leq_m, v) or (m, \geq_m, v) one writes $m : \leq v$ and $m : \geq v$, respectively. Formally $\mathbb{I}(\mathbb{D}) := (G, N, J)$, where

$$N := \{m : \leq v \mid m \in M, v \in m^{\mathbb{D}}\} \cup \{m : \geq v \mid m \in M, v \in m^{\mathbb{D}}\}$$

and

$$(g, m : \leq v) \in J : \iff m(g) \leq v, \quad (g, m : \geq v) \in J : \iff m(g) \geq v.$$

For simplicity, attributes which apply to all objects are usually omitted.

The context derived from our introductory example (Figure 1) via plain interordinal scaling is shown in Figure 2. The linear orders of the value sets were already listed at the end of Section 2.2. The conceptual scales are shown on the left. For example, in this derived context (on the right) object No. 5 has a cross for the derived attribute “*Temperature* \leq *mild*” because in the original data the temperature value for that object is “*cool*”, and $cool \leq mild$.

All just introduced scaling have in common, that their respective concept lattices are atomistic. Moreover, in all lattices the atoms are given by the set of all object concepts. This observation depends on two assumptions, a) there are no missing values for any of the objects viewed by a scaling (cf. complete many-valued context) and b) every leaf node is supported by an object $g \in G$.

3.2 Predicate Views

The so far presented approaches for scaling tree-based classifiers do not use the predicates as attribute sets. Yet, these predicates are essential for human interpretation. Hence, we introduce in the following two novel conceptual views, i.e.,

conceptual scalings, that can also be extracted from the decision tree. However, in contrast to Definitions 1 and 2 will the attribute set be comprised of the predicates $\mathcal{P}(\mathcal{T})$ instead of the tree nodes.

In order to do this, we introduce an intermediate structure, in detail a formal context, which takes the place of the annotation function ϕ of \mathcal{T} . This context is defined by $\mathbb{P}(\mathcal{T}) := (\mathcal{T}, \mathcal{P}(\mathcal{T}), J)$ where $(n, P) \in J$ iff there exists a $n \leq_{\mathcal{T}} h$ with $\phi(h) = P$. That is, a node n of the tree \mathcal{T} is in incidence with a predicate $P \in \mathcal{P}(\mathcal{T})$ if and only if P is annotated to n , or a predecessor of n . In the following this context is called the *predicate view of \mathcal{T}* . We want to hint why this structure enables a (formal) interpretation of \mathcal{T} by means of the predicates. For any node n that is on the decision path of an object g , we have that $g \models \{n\}^J$, i.e., g is a model for all predicates that are incident with n . Moreover, for the leaf node l on the decision path of g , the set $\{l\}^J$ is exactly the set of predicates that were used by \mathcal{T} to classify the object g . Hence, we can interpret the classification for any object in terms of $\mathcal{P}(\mathcal{T})$.

Tree Predicate View

Definition 5 (Conceptual Tree Predicate View). *For a many-valued context $\mathbb{D} := (G, M, W, I)$ and a decision tree \mathcal{T} (trained on \mathbb{D}), we define the context derived from contextual tree predicate view on \mathcal{T} by*

$$\mathbb{T}_{\mathcal{P}}(G, \mathcal{T}) := (G, \mathcal{P}(\mathcal{T}), I_{\mathbb{T}(G, \mathcal{T})} \circ I_{\mathbb{P}(\mathcal{T})}).$$

Analogously to Definition 1 we say conceptual tree predicate view on \mathcal{T} to $\underline{\mathfrak{B}}(\mathbb{T}_{\mathcal{P}}(G, \mathcal{T}))$. Likewise, this view can be applied to unknown data \check{G} .

This definition of a view differs slightly from the ones given in the last section. First of all, the attribute set of the tree predicate view is comprised of the predicates of \mathcal{T} . Moreover, the incidence relation of $\mathbb{T}_{\mathcal{P}}(\check{G}, \mathcal{T})$ is implicitly given by the relation product \circ of the incidences from the tree view and the predicate view. Hence the name tree predicate view. Our reasoning here is that we want to link objects to predicates via tree nodes. For example, if $g \in \check{G}$ is incident with node $n \in \mathcal{T}$, and again n is incident with some predicate $P \in \mathbb{P}(\mathcal{T})$, then g is incident with P in $I_{\mathbb{T}(\check{G}, \mathcal{T})} \circ I_{\mathbb{P}(\mathcal{T})}$. In contrast to the tree view, objects that have a disjoint decision path may still have predicates in common, and therefore common incidences in $I_{\mathbb{T}_{\mathcal{P}}(\check{G}, \mathcal{T})}$.

The concept lattice of tree predicate view $\mathbb{T}_{\mathcal{P}}(\check{G}, \mathcal{T})$ is not necessarily tree shaped, since additional concepts may emerge from the meet of predicates that were annotated multiple times. In particular for the case where $\check{G} = G$, we find that

$$\text{Ext}(\mathbb{T}(G, \mathcal{T})) \subseteq \text{Ext}(\mathbb{T}_{\mathcal{P}}(G, \mathcal{T})), \quad (1)$$

since for all $n \in \mathcal{T}$ we have that

$$n^{I_{\mathbb{T}(G, \mathcal{T})}} = \{\phi(m) \mid m \geq n\}^{I_{\mathbb{T}_{\mathcal{P}}(G, \mathcal{T})}}.$$

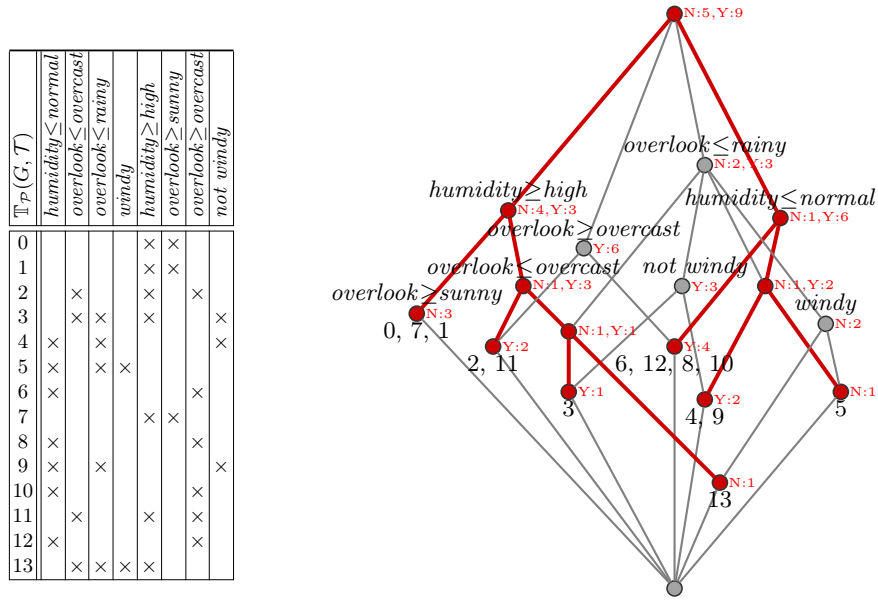


Figure 4. The contextual and conceptual tree predicate view on \mathcal{T} (right in Figure 1) for the running example (left in Figure 1). The original decision tree \mathcal{T} is highlighted in red in the concept lattice diagram.

To see why this is true, we refer the reader to Proposition 1. Another useful property we prove in Proposition 1 for $\mathbb{T}_{\mathcal{P}}(\mathcal{T})$ is that its concept lattice is atomistic and its object extents are equal to those of $\mathbb{T}(\mathcal{T})$. A natural consequence of this fact is, that conceptual view's concept lattice can classify every object $g \in G$ in the same way as the tree classifier would. That is, for any $g \in G$ the closure of g in the tree predicate view is equal to the closure in the leaf view, i.e., the set of objects that are classified by the same leaf. This fact is even true for any $g \in \tilde{G}$ that has no missing values. What is more important, the tree predicate view exhibits concepts that are not related to a node of \mathcal{T} , however, they explain how different nodes of \mathcal{T} are related in terms of common predicates. This is the reason for the super set relation in Equation (1).

In the case that all predicates are annotated exactly once in the tree then the annotate function is injective, i.e., for any two $n, m \in \mathcal{T}$ it is true that $\phi(n) = \phi(m) \implies n = m$. Here, we find that $\text{Ext}(\mathbb{T}(\tilde{G}, \mathcal{T})) = \text{Ext}(\mathbb{T}_{\mathcal{P}}(\tilde{G}, \mathcal{T}))$.

Interordinal Predicate View The just introduced tree predicate view is capable of reflecting the predicates that are important for the specific classification of an object g . However, the incidences of g are limited to those predicates annotated to the decision path of g . In the view to be introduced in a moment

we want to lift this restriction by extending the incidence relation to all to all predicates $P \in \mathcal{P}(\mathcal{T})$ for which g is a model ($g \models P$).

Definition 6 (Conceptual Interordinal Predicate View). *For a mv-context $\mathbb{D} := (G, M, W, I)$ and a decision tree \mathcal{T} (trained on \mathbb{D}), we define the conceptual interordinal predicate view on \mathcal{T} by*

$$\mathbb{I}_{\mathcal{P}}(G, \mathcal{T}) := (G, \mathcal{P}(\mathcal{T}), J), \text{ where } (g, P) \in J \text{ iff } g \models P.$$

Analogously to all previous definitions we say conceptual interordinal predicate view on \mathcal{T} to $\underline{\mathfrak{B}}(\mathbb{I}_{\mathcal{P}}(G, \mathcal{T}))$. Likewise, this view can be applied to previously unknown data \check{G} .

There are two principle ways to derive the interordinal predicate view in our setting. The natural way is to apply *plain scaling*, which results in a sub-context of the interordinal scaling of \mathbb{D} , i.e., $\mathbb{I}_{\mathcal{P}}(G, \mathcal{T}) \leq \mathbb{I}(\mathbb{D})$. This can be easily seen, since $\mathcal{P}(\mathcal{T}) \subseteq N$, where N is defined as in Definition 4. Note, this definition requires the value domains to be linearly ordered. The second method is to employ logical scaling where each logical expression consists of conditions involving exactly one many valued attribute. We depicted the interordinal predicate view for our running example in Figure 5.

Since the interordinal predicate view is defined on the same set of objects and attributes as the tree predicate views, both views are related. More precisely, we find that the incidence relation of the tree predicate view is a subset of the interordinal predicate view, i.e., $I_{\mathbb{T}_{\mathcal{P}}}(\check{G}, \mathcal{T}) \subseteq I_{\mathbb{I}_{\mathcal{P}}}(\check{G}, \mathcal{T})$.

With the following proposition we want to show how the classical and our novel views are related to each other with respect to their training data set, i.e., $\check{G} = G$. From this we can infer how, or to which extent, the views can be employed for the explanation of tree based classifiers.

Proposition 1. *Let \mathbb{D} be a complete mv-context and let \mathcal{T} be a decision tree, which was trained on \mathbb{D} , such that every leaf node of \mathcal{T} is supported. Then the following statements hold:*

- i) *in every view $\mathbb{N}(G, \mathcal{T})$, $\mathbb{T}(G, \mathcal{T})$, $\mathbb{T}_{\mathcal{P}}(G, \mathcal{T})$, and $\mathbb{I}_{\mathcal{P}}(G, \mathcal{T})$ we find that the object concepts are the atoms of their respective concept lattice,*
- ii) *$\text{Ext}(\mathbb{N}(G, \mathcal{T})) \subseteq \text{Ext}(\mathbb{T}(G, \mathcal{T})) \subseteq \text{Ext}(\mathbb{T}_{\mathcal{P}}(G, \mathcal{T}))$ and $\text{Ext}(\mathbb{T}(G, \mathcal{T})) \subseteq \text{Ext}(\mathbb{I}_{\mathcal{P}}(G, \mathcal{T}))$*
- iii) *$I_{\mathbb{T}_{\mathcal{P}}(G, \mathcal{T})} \subseteq I_{\mathbb{I}_{\mathcal{P}}(G, \mathcal{T})}$,*
- iv) *the object extents of $\mathbb{N}(G, \mathcal{T})$, $\mathbb{T}(G, \mathcal{T})$ and $\mathbb{T}_{\mathcal{P}}(G, \mathcal{T})$ are equal,*
- v) *and if the value domains of the attributes M are linearly ordered we also find that the object concepts of $\mathbb{I}(\mathbb{D})$ are the atoms of its respective concept lattice and that $\text{Ext}(\mathbb{I}_{\mathcal{P}}(G, \mathcal{T})) \subseteq \text{Ext}(\mathbb{I}(\mathbb{D}))$ holds.*

Proof. i) For nominal scales it is a known fact the set of atoms is comprised of object concepts. Since the introduced leaf view is of nominal scale we can infer the statement to be true.

$\mathbb{I}_{\mathcal{P}}(\mathcal{T})$	$humidity \leq normal$	$overlook \leq overcast$	$overlook \leq rainy$	$windy$	$humidity \geq high$	$overlook \geq sunny$	$overlook \geq overcast$	$not\ windy$
0					x	x	x	x
1				x	x	x	x	
2		x			x		x	
3		x	x		x		x	
4	x	x	x					x
5	x	x	x	x				
6	x	x		x			x	
7					x	x	x	x
8	x					x	x	x
9	x	x	x					x
10	x			x		x	x	
11		x		x	x		x	
12	x	x					x	x
13	x	x	x	x				

Figure 5. The contextual interordinal predicate view on \mathcal{T} (right in Figure 1) for the running example (left in Figure 1). Its concept lattice contains 55 concepts.

In case of the tree view $\mathbb{T}(G, \mathcal{T})$ we know that $\{g\}^J$ is equal to the set of nodes from \mathcal{T} that are on the (complete) decision path of g . If we assume that there is a formal concept below $(\{g\}^{JJ}, \{g\}^J)$, then there must exist a $h \in G$ with $\{g\}^J \subseteq \{h\}^J$ and $\{g\}^J \neq \{h\}^J$. However, this would imply that the decision path of g can be extended, which is a contradiction. We may note that in case of an incomplete many-valued context \mathbb{D} , this argument does not hold.

For the tree predicate view we can apply the same argument.

For the interordinal predicate view, assume there are two objects $g, h \in G$ with $\{g\}' \subseteq \{h\}'$ and $\{g\}' \neq \{h\}'$, then $\{h\}'$ is not an atom in $\mathfrak{B}(\mathbb{I}_{\mathcal{P}}(G, \mathcal{T}))$. Note, the derivation $(\cdot)'$ is taken with respect to $\mathbb{I}_{\mathcal{P}}(G, \mathcal{T})$. Hence, there is a predicate $P \in \{h\}'$ with $h \models P$ and $g \not\models P$. Due to the completeness that arises from the complete mv-context, we can infer that $g \models \neg P$. Therefore, $\neg P \in \{g\}'$, which contradicts the assumption.

ii) The set of leaf nodes $\mathcal{L}(\mathcal{T})$ is a subset of all nodes in \mathcal{T} . From this fact we can infer that $\mathbb{N}(G, \mathcal{T})$ is an attribute induced subcontext of $\mathbb{T}(G, \mathcal{T})$ and thus $\text{Ext}(\mathbb{N}(G, \mathcal{T})) \subseteq \text{Ext}(\mathbb{T}(G, \mathcal{T}))$, see context apposition [15].

Next we want to show $\text{Ext}(\mathbb{T}(G, \mathcal{T})) \subseteq \text{Ext}(\mathbb{T}_{\mathcal{P}}(G, \mathcal{T}))$. For a nonempty extent $A \subseteq G$ of $\mathbb{T}(G, \mathcal{T})$ we know its derivation in said view is a path in the decision tree from the root up to some node n . For a decision tree, this path is uniquely identified by the annotated predicates, since the predicates $\mathcal{Q} \subseteq \mathcal{P}(\mathcal{T})$ of the split in the root node cannot be annotated twice. Otherwise, this would lead to an unsupported leaf, which contradicts the requirements of the proposition. The derivation of \mathcal{Q} in $\mathbb{T}_{\mathcal{P}}(G, \mathcal{T})$ is equal to A , since all objects that pass through node n are exactly those that are a model of \mathcal{Q} . It remains to be shown that the

empty set is an extent on both views, which follow from i) and the fact that the decision tree \mathcal{T} has at least one split.⁸ Thus $\text{Ext}(\mathbb{T}(G, \mathcal{T})) \subseteq \text{Ext}(\mathbb{T}_{\mathcal{P}}(G, \mathcal{T}))$.

The same argument can be applied to $\mathbb{I}_{\mathcal{P}}(G, \mathcal{T})$.

For any path from the root node to some other node $n \in \mathcal{T}$ let $\mathcal{Q} \subseteq \mathcal{P}(\mathcal{T})$ be the set of annotated predicates. Then the derivation of \mathcal{Q} in $\mathbb{T}_{\mathcal{P}}(G, \mathcal{T})$ is equal to the derivation of \mathcal{Q} in $\mathbb{I}_{\mathcal{P}}(G, \mathcal{T})$. This is true since the set of objects that passes through the node n , i.e., $\mathcal{Q}^{I_{\mathbb{T}_{\mathcal{P}}(G, \mathcal{T})}}$, is given by the set of objects that models \mathcal{Q} , i.e., $\mathcal{Q}^{I_{\mathbb{I}_{\mathcal{P}}(G, \mathcal{T})}}$. Thus $\text{Ext}(\mathbb{T}(G, \mathcal{T})) \subseteq \text{Ext}(\mathbb{I}_{\mathcal{P}}(G, \mathcal{T}))$.

iii) Follows directly from their definitions.

iv) Any object extent $A \subseteq G$ of $\mathbb{N}(G, \mathcal{T})$ has the property that there is a unique leaf node $l \in \mathcal{T}$ such that A is the set of objects that is classified by l .

From i) we can infer that the object extents of $\mathbb{T}_{\mathcal{P}}(G, \mathcal{T})$ are the atoms in the concept lattice $\mathfrak{B}(\mathbb{T}_{\mathcal{P}}(G, \mathcal{T}))$. For any object extent A of $\mathbb{N}(G, \mathcal{T})$, let $g \in G$ be a generator of A , i.e., $\{g\}^{I_{\mathbb{N}(G, \mathcal{T})}} = A$.

We can find the associated set of predicates in the tree predicate view by computing the derivation of g in $\mathbb{T}_{\mathcal{P}}(G, \mathcal{T})$. In detail, we can compute $\{g\}^{I_{\mathbb{T}_{\mathcal{P}}(G, \mathcal{T})}}$ by projecting

$$\{(g, n) \mid n \text{ is on the dec. path of } g\} \circ \{(n, P) \mid \exists m \in \mathcal{T} : n \leq_{\mathcal{T}} m \text{ and } \phi(m) = P\}$$

on the second element. This set is equal to the set of predicates annotated to the decision path of g . The second application of the derivation operation in $\mathbb{T}_{\mathcal{P}}(G, \mathcal{T})$ yields the set of objects that are model of $\{g\}^{I_{\mathbb{T}_{\mathcal{P}}(G, \mathcal{T})}}$. Hence, all elements of $\{g\}^{I_{\mathbb{T}_{\mathcal{P}}(G, \mathcal{T})}}$ are classified by the same leaf as g . Thus, the object extents of $\mathbb{N}(G, \mathcal{T})$ and $\mathbb{T}_{\mathcal{P}}(G, \mathcal{T})$ are equal. The rest of the statements follows directly from ii).

v) It is a known fact for interordinally scaled complete many-valued contexts that the object concepts are the atoms of the respective concept lattice.

Furthermore, for linear ordered value domains we find that $\mathcal{P}(\mathcal{T}) \subseteq N$ where $N := \{m : \leq v \mid m \in M, v \in m^{\mathbb{D}}\} \cup \{m : \geq v \mid m \in M, v \in m^{\mathbb{D}}\}$, we can infer that $\mathbb{I}_{\mathcal{P}}(G, \mathcal{T})$ is an attribute induced sub-context of $\mathbb{I}(\mathbb{D})$. Hence, the statement holds.

□

From this proposition we can draw essential consequences for the conceptual interpretation of (or view on) tree classifiers. From ii) we can infer that the extent structure is entailed in both the extent structure of the tree predicate view and the interordinal predicate view. Hence, the whole decision tree structure is captured by both views. To demonstrate this within the scope of our running example, we depicted the decision tree within the tree predicate view of the training data G in Figure 4 (right). In addition to the decision tree structure of \mathcal{T} , we can observe in $\mathbb{T}_{\mathcal{P}}(G, \mathcal{T})$ multiple predicate combinations that span across different tree branches. This theoretical finding leads to several approaches for the interpretation of decision trees. We want to introduce and discuss these using our example.

⁸ We made this requirement for all decision trees that are considered in this work in Section 2.

Alternative Leaf Descriptions: Our method can generate alternative descriptions for leaf nodes in the predicate language of \mathcal{T} . For example, the leaf l that classifies object 13 in Figure 4 contains the predicates $humidity \geq high$, $overlook \leq overcast$, $overlook \leq rainy$, $windy$. This leaf has an upper neighbor within the concept lattice of the tree predicate view having the attribute $windy$. There is no node within \mathcal{T} representing this concept. However, we can use this concept to construct an alternative combination of predicates that generates the concept of l . The leaf can be represented by the meet $\bigwedge\{windy, humidity \geq high\}$. This is in fact a *minimal generator* for the intent of the concept associated to l .

In order to interpret a given decision tree \mathcal{T} , one can generate all minimal generators for all leaf concepts, and use these as shorter descriptions to comprehend the classification structure of the tree. The thereby obtained shorter explanations are potentially more comprehensible. This is in particular useful, when decision trees are large, for example, when trained on large data sets having a many attributes.

Explaining Leaf Sets: For any set of leafs $L \subseteq \mathcal{T}$, we can compute in the tree predicate view their (conceptual) join $(A, B) := \bigvee L$. The formal concept $(A, B) \in \mathfrak{B}(\mathbb{T}_{\mathcal{P}}(G, \mathcal{T}))$ is not necessarily associated to a node of \mathcal{T} , for example, take the join of the leafs having objects 13 and 5 in Figure 4. From this we learn that both leafs share the predicate $windy$. When we follow the lattice towards the top concept, we find that the leafs 13 and 5 also share the predicate $overlook \leq rainy$. In contrast, within \mathcal{T} , the decision paths of both leafs have only the root node in common. Hence, our method is capable of expressing commonalities of the set of leafs L , that are inexpressible within the structure of \mathcal{T} .

Control for Missing Data: The alternate descriptions from the previous two items allow for coping with missing attributes. For example, when classifying an object $g \in \check{G}$ that has no value for the attribute $overlook$, the predicate tree view can map g to the leaf having object 13 using the attributes $windy$ and $humidity$, as discussed in the previous items.

Global Influence of a Predicate: A common method for interpreting and explaining decision trees is to identify attributes that are used first or second in the tree. Yet, as the tree predicate view reveals, there are other structurally important predicates, e.g., $overlook \leq rainy$ and $overlook \geq overcast$, as there is no upper neighbor for the associated concepts besides the root node. We say a formal concept (A, B) is *dominated by* another concept (C, D) iff $(A, B) \leq (C, D)$. Based on this notion, we can say that a predicate P is dominated by another predicate Q iff the attribute concept of P is a lower neighbor of the attribute concept of Q , i.e., $P^J \subseteq Q^J$.

Leaf Coverage of Predicates: Another measure of importance for an predicate P within a decision tree \mathcal{T} is the number of leafs that P is involved with. It is not surprising that a predicate which is used first in the decision tree will be involved in many leafs. However, as we can infer from the lattice diagram in Figure 4, the predicate $overlook \leq rainy$ is involved in four leafs while its predecessor in the tree is only involved in three leafs. Hence, the

conceptual view on \mathcal{T} allows for structurally identifying important predicates. Moreover, one may easily select a subset of predicates that covers all leafs of a tree \mathcal{T} .

The methodology just presented for the analysis and interpretation of decision trees can be applied to the interordinal tree view in an analogous way, as Proposition 1 ii) points out. In general, given the set inclusion on the extent sets, one can consider the views $\mathbb{N}(G, \mathcal{T}), \mathbb{T}(G, \mathcal{T})$ as coarse, the views $\mathbb{T}_{\mathcal{P}}(G, \mathcal{T}), \mathbb{I}_{\mathcal{P}}(G, \mathcal{T})$ as intermediate, and the view $\mathbb{I}(\mathbb{D})$ as a fine scaling of \mathcal{T} .

3.3 Tree Ensemble Views

In the last section, we introduced all tree views in a common language. This enables us to compare their different views on a decision tree, as we have seen. This comparability provides the cornerstone for a comprehensive approach to the interpretation of tree ensembles. In particular, we present a principle approach for the interpretation of families of trees, as they are used in common supervised machine learning procedures, such as Random Forests or AdaBoost. In the following we will use the notation $\mathbb{S}(\check{G}, \mathcal{T})$ as a general name for any of the views introduced in the last sections.

Definition 7 (Forest View). *For a mv-context $\mathbb{D} := (G, M, W, I)$, a family of decision trees $\mathfrak{T} = (T_i)_{i \in F}$ that were trained on \mathbb{D} , and a conceptual view for each tree $\mathbb{S}(\check{G}, T_i)$, we define their forest view to be*

$$\mathbb{S}(G, \mathfrak{T}) := \bigcup_{i \in F} \mathbb{S}(G, T_i), \text{ where } \mathbb{S}_1 \cup \mathbb{S}_2 := (G_1 \cup G_2, M_1 \cup M_2, I_1 \cup I_2).$$

Likewise, this view can be applied to previously unknown data \check{G} .

We want to elaborate on the reasoning behind this definition. First we may note, that for our views the sets $G_1 = G_2 = G$, hence, their union results in G . This is by design, since we want our method to interpret a forest given a particular set of objects G , analogously to the decision tree views. In contrast, the attribute sets and incidences can be different. Hence, the ability of the forest view to provide an interpretation is directly connected to the union of all attributes from the set of tree views.

Random Forests are constructed using two essential techniques, *bagging* and an empirical variant of *boosting*. The term bagging, also known as bootstrap aggregation, describes the procedure to draw samples uniformly from the training data set, with replacement. The common approach is to sample for any tree in an ensemble its own training data set [8]. In the language of our formal contexts, each tree is constructed using a random induced subcontext $\mathbb{H} \leq \mathbb{D}$. This modeling does not take into account the possibility that the same object can be drawn twice, however, this can obviously be dealt with by creating copies of objects. In the following we discuss the influence of the different tree views on the forest view.

Leaf View: In this view the attribute set is comprised of the set of leaves $\mathcal{L}(\mathcal{T})$ for any tree \mathcal{T} in the ensemble \mathfrak{T} . For any two trees \mathcal{T}_1 and \mathcal{T}_2 , we consider their leaf sets $\mathcal{L}(\mathcal{T}_1)$ and $\mathcal{L}(\mathcal{T}_2)$ to be disjoint sets, i.e., $\mathcal{L}(\mathcal{T}_1) \cap \mathcal{L}(\mathcal{T}_2) = \emptyset$. This implies that any forest view whose trees are the leaf scaled is equal to the context apposition of the set of leaf views $|_{i \in F} \mathbb{S}(\check{G}, \mathcal{T}_i) = \bigcup_{i \in F} \mathbb{S}(\check{G}, \mathcal{T}_i)$. From the context apposition we can deduce that the set of its extents, i.e., $\text{Ext}(|_{i \in F} \mathbb{S}(\check{G}, \mathcal{T}_i))$, is equal to the set of intersections of all subsets of extents from all tree views, i.e., $\{\bigcap \mathcal{A} \mid \mathcal{A} \subseteq \bigcup_{i \in F} \text{Ext}(\mathbb{S}(\check{G}, \mathcal{T}_i))\}$.

Tree View: Analogously to the modeling by the leaf view, we consider the nodes for any two trees $\mathcal{T}_1, \mathcal{T}_2$ to be disjoint, i.e., $\mathcal{T}_1 \cap \mathcal{T}_2 = \emptyset$. Hence, the forest view is equal to the apposition of all tree views, having the same consequence on its extents as shown in the last item.

Tree Predicate View: Forest views that are based on the tree predicate view are more complicated than the previous two. For example, given two trees $\mathcal{T}_1, \mathcal{T}_2$, an object $g \in \check{G}$ and a predicate $P \in \mathcal{P}(\mathcal{T}_1) \cap \mathcal{P}(\mathcal{T}_2)$, the case may arise that $(g, P) \in I_{\mathbb{T}_{\mathcal{P}}(\check{G}, \mathcal{T}_1)}$ but $(g, P) \notin I_{\mathbb{T}_{\mathcal{P}}(\check{G}, \mathcal{T}_2)}$. Therefore, the tree predicate view based forest view is not a simple apposition of its individual tree predicate views. Hence, it is possible that this forest view can come up with extents that were not simple intersection of already known extents. An advantage of employing tree predicate views for constructing the forest view is that the resulting representation is smaller. This is due to the fact that any two trees might share predicates, i.e., $\mathcal{P}(\mathcal{T}_1) \cap \mathcal{P}(\mathcal{T}_2) \neq \emptyset$, and in particular potentially large.

Interordinal Predicate View: In contrast to the last view, we can state for the interordinal predicate view on Random Forests that given two trees $\mathcal{T}_1, \mathcal{T}_2$, an object $g \in \check{G}$ and a predicate $P \in \mathcal{P}(\mathcal{T}_1) \cap \mathcal{P}(\mathcal{T}_2)$ we find $(g, P) \in I_{\mathbb{I}_{\mathcal{P}}(\check{G}, \mathcal{T}_1)}$ iff $(g, P) \in I_{\mathbb{I}_{\mathcal{P}}(\check{G}, \mathcal{T}_2)}$. From this we can infer that the forest view is almost the apposition of the set of interordinal predicate views $\mathbb{I}_{\mathcal{P}}(\check{G}, \mathcal{T}_i)$, with the exception that any predicate P that occurs in more than one view is not duplicated by coloring. Since clarification of attributes, i.e., the removal of duplicate attributes in a formal context, does not affect the set of extents, we can apply the same reasoning as shown for the leaf view.

The views just introduced open up a variety of practical applications for the explainability of tree ensembles, which we will study in more detail in Section 4.

4 Dealing with Large Conceptual Views

We discussed in Sections 3.2 and 3.3 the utility and applicability of the different conceptual views. Yet, for many examples of real-world sized data these views are potentially incomprehensibly large. Thus, in order to derive human-comprehensible selections and aggregations of the conceptual views, we introduce the following methods. These methods are based on common data reduction procedures for formal contexts, however, adapted for conceptual views.

Object or Attribute Selection The first class of methods are selection methods to compute induced subcontext of conceptual views. Selecting a subset of the object set will result in a coarser closure system [17] on the set of attributes. A selection of attributes of the contextual view has the same effect on the objects [17]. There are numerous ways on how to select relevant attributes from formal contexts [12, 19]. In our experiments (Section 5), we employ the feature importance scores that are provided by the Random Forest models. Furthermore, one may apply `KMedoid` clustering to identify representative objects, which we call *center objects*. The advantage of `KMedoid` compared to other popular methods, such as `kmeans`, is that the cluster centers are existing objects of the data set. Thus, the clustering can be interpreted as computing an induced sub-context with a subset of the original object set.

Structure based Object Selection A particular method for selecting objects can be based on the structural position of an object within the concept lattice. For a given object $g \in G$, a natural approach would be to compute the order filter $\uparrow\{g\}^{I_S I_S} \subseteq \underline{\mathfrak{B}}(\mathbb{S})$ for a contextual view \mathbb{S} . This results in a *local conceptual view* that allows for deriving explanations for individual objects. A second approach additionally includes neighboring concepts of $\uparrow\{g\}^{I_S I_S}$. The resulting local conceptual view enables more comprehensive explanations of the structural position of g within \mathcal{T} , and its dependence from different attribute values. In particular, this allows for investigations that are comparable to *partial dependence plots* [20], i.e., it enables the study of attribute value perturbations. Neighboring concepts can be added using covering elements of the set $\uparrow\{g\}^{I_S I_S}$, i.e., $\{A \in \underline{\mathfrak{B}}(\mathbb{S}) \mid A \prec B \vee B \prec A \text{ for } B \in \uparrow\{g\}^{I_S I_S}\}$. Those elements can be enumerated recursively using the `next_neighbor` algorithm [25].

Concept Selection Methods To reduce the number of formal concepts, it is common to apply different criteria for their importance. The FCA literature provides a multitude of measures [23]. In our experimental work, we select concepts based on their support [35] (TITANIC), i.e., the number of objects that are contained in an extent divided by the number of all objects. This procedure results in a subset of the concepts of a conceptual view. This set constitutes a join-semilattice, i.e., the *iceberg concept lattice*.

Composition Methods Another approach is to split a conceptual view into multiple parts based on a given partition of the object or attribute set. The original concepts of a conceptual view can be retrieved from the individual parts by combining them using the meet and joins operations. Reasonable partitions of the object set can be derived using their class labels. Hence, from this one can compute a drawing per class label. A meaningful choice for a partition of the attributes is to draw on their semantics. For example, employing ontological background knowledge. Furthermore, one may restrict a view to a particular *order direction* of the threshold values, i.e., \leq and \geq . This procedure can be

considered as an ordinal factors with respect to the context apposition operation [15].

Attribute Aggregation A reason for why the number of concepts of a conceptual view gets large is the number of different predicates derived during the training. Aggregating different predicates by clustering them may lead to a significant reduction in the number of concepts. For this, one should account for the different attribute value distributions on which the predicates are based on. A clustering using *grades* as aggregated values, e.g., $low \leq med \leq high$, can be especially comprehensible to human readers.

5 Experimental Study

The following experiments shall support our theoretical findings with respect to two practical research questions. First, is the size of conceptual views manageable with respect to human-comprehensibility and to what extent depends its size on the choice of hyper parameters of the tree training algorithm? Second, are explanations derived from conceptual views meaningful for human-understanding? To answer these questions we conduct two experiments using Random Forests. As for a data set, we choose the well-known car data set [13, ID:991], which is comprised of 1728 objects on seven (many-valued) attributes. This dataset presents a binary classification problem, using the class labels **positive** and **negative**.

5.1 Sizes of Conceptual Views: a Parameter Study

We investigate the first research question by means of a parameter study. The two most important hyper parameters of the Random Forest procedure are the *number of trees* (**nt**) and their *maximal depth* (**md**). Other parameters, such as attributes per tree, purity, split criterion, etc, also have a significant influence, however, not on the size of the resulting conceptual view.

For our study, we trained different Random Forest classifiers using $2 \leq nt \leq 10$ and $2 \leq md \leq 20$. We completed ten runs for each parameter combination, using ten different initial random seeds. In Figure 6 (left) we report the classification performance using the average accuracy and in Figure 6 (right) the generalization error. The latter is comprised of subtracting the accuracy on the test data set from the accuracy that was achieved on the train data set, i.e., $Error_{Generalization} := ACC_{Train} - ACC_{Test}$. This value allows us to estimate the amount to which our trained Random Forest classifier is prone to overfitting. In all our experiments, we conducted four fold cross-validation, however, we observed stable results.

Observations From a supervised-learning point of view, we notice that for the model accuracy the maximum depth **md** has a greater impact than the number

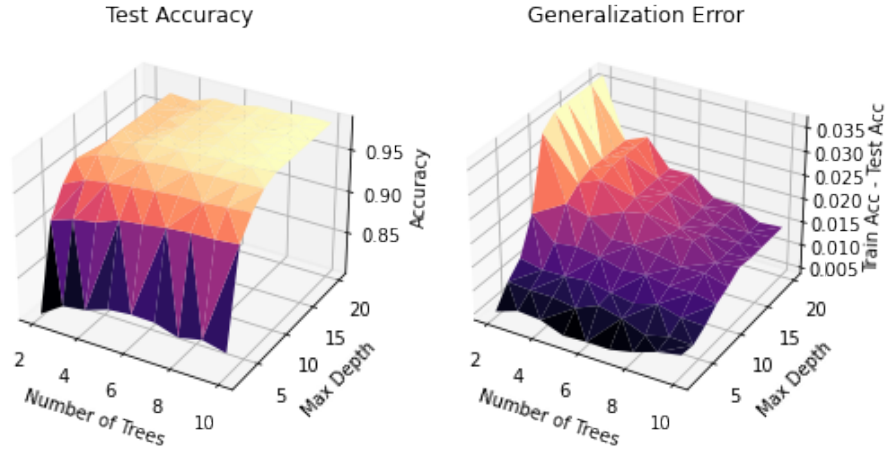


Figure 6. Visualization of distribution of the performance measures accuracy (ACC) and generalization error, of trained Random Forest classifiers using the hyper parameters md and nt . Mean values are reported.

of trees nt . However, based on the generalization error (Figure 6, right), we find that the number of trees is instrumental to prevent overfitting. At this point, we feel justified in stating that very good classifiers exist for $nt \geq 8$ and $md \geq 15$. With that, we can turn to the conceptual views and their capabilities of explaining the Random Forest classifiers.

For this, we first examine the influence of the parameters on the number of concepts of each respective conceptual view. In this experiment, the Random Forest classifier are trained on the entire data set where no cross-validation was applied. Afterwards, we computed the different views $\mathbb{S}(G, \mathcal{T})$, also using the entire data set, and depicted the number of formal concepts per view and parameter combination in Figure 7.

Observations First, we notice that the visual shapes for three different conceptual views are similar to some extent. The exception is the interordinal predicate view, which increases more quickly with increasing md . This observation is expected, since the occurrence of split predicated increases with the depth of the trees, and, in contrast to the tree predicate view, the object-predicate incidences are independent of the location of said predicates in the trees. For all plots we can report the increasing the depth beyond ten has no noticeable impact. The performance measurements in Figure 6 behaved analogously, yet, since we applied different training sets, we should refrain from a direct comparison.

In terms of the absolute number of formal concepts, we find that the leaf view generates the smallest amount (5000), followed by the tree view (15,000), the tree predicate view (80,000) and the interordinal predicate view (200,000). This observation is expected due to our theoretical findings in Section 3. Obviously,

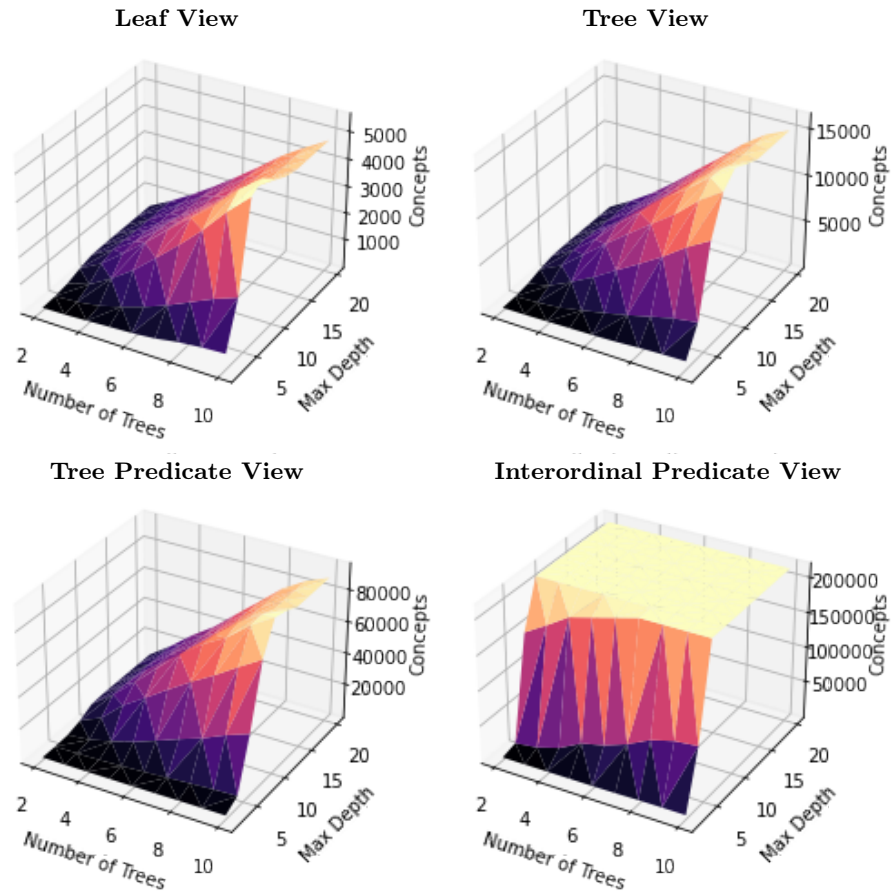


Figure 7. Distribution of the number of formal concepts for different hyper parameter combinations and different conceptual views: Leaf view (top left), tree view (top right), tree predicate view (bottom left), and interordinal predicate view (bottom right).

due to the observed number of formal concepts, all views elude from a direct human-comprehension. Hence, consecutive data reduction methods, as proposed in Section 4, are required.

5.2 Deriving Meaningful Conceptual Explanations

For our final take on explaining Random Forest classifiers using conceptual views, we choose an extreme hyper parameters in order to show the viability of our approach. In detail, we set the number of trees to 100, which is commonly accepted default value [30]. For the maximum depth of the trees we set no limitation, i.e., the training algorithm splits nodes until class purity is achieved. The resulting conceptual views, more precisely their number of formal concepts, naturally rises to the amount as seen in the last section and more. Although the computation of such and larger sets of formal concepts is not a challenge for algorithms from the field of Formal Concept Analysis, human comprehensibility now requires the application of the selection and aggregation methods presented in Section 4.

We want to start with combining the composition method with object, attribute, and concept selection procedures. For this, we first employ `KMedoids` clustering from `sklearn` to select a smaller number of representative objects. We determine the parameter k , i.e., the number of medoids, to be nineteen, by trial and error and evaluating the silhouette score on the results within the range $2 \leq k \leq 50$. In a second step, we restrict the set of view attributes (i.e., predicates) in the following way. We computed for all seven many-valued attributes of the car data table their significance for the classification using the notion of permutation importance [2]. The result allows us to select the most important ones. For the rest of our study, we stick to four. From these data table attributes, we can derive a subset of important predicates, i.e., view attributes.

Starting from this state, we have applied various other methods for selection. In Figure 8 we depict the result for the tree predicate view when additionally applying a) composition, more specific, we partition the object set using the related class labels, and b) the TITANIC algorithm [35].

The top diagram in Figure 8 is comprised of the objects bearing the positive class label, and the bottom diagram is comprised of objects bearing the negative class label. The respective values for minimum support are five and three, i.e., all concepts in the view using the positive labels have an extent size of at least five, and analogously three for the negative part. These values were chosen such that the resulting iceberg concept lattices is of comprehensible size. The particular values three and five seem to reflect the imbalance of the class labels to some extent, however, this observation is not essential. Both diagrams are annotated in the usual way. In addition to that, we annotated on the right to each concept node the class purity in this concept, i.e., the number of positive and negative labeled objects of the data table.

First of all, we observe structural differences between the iceberg concept lattices of the positive (PICL) and negative (NICL) center objects, although both have twenty-five formal concepts. PICL has twelve co-atoms while NICL has four co-atoms. NICL has a longest chain of five elements while PICL's is three.

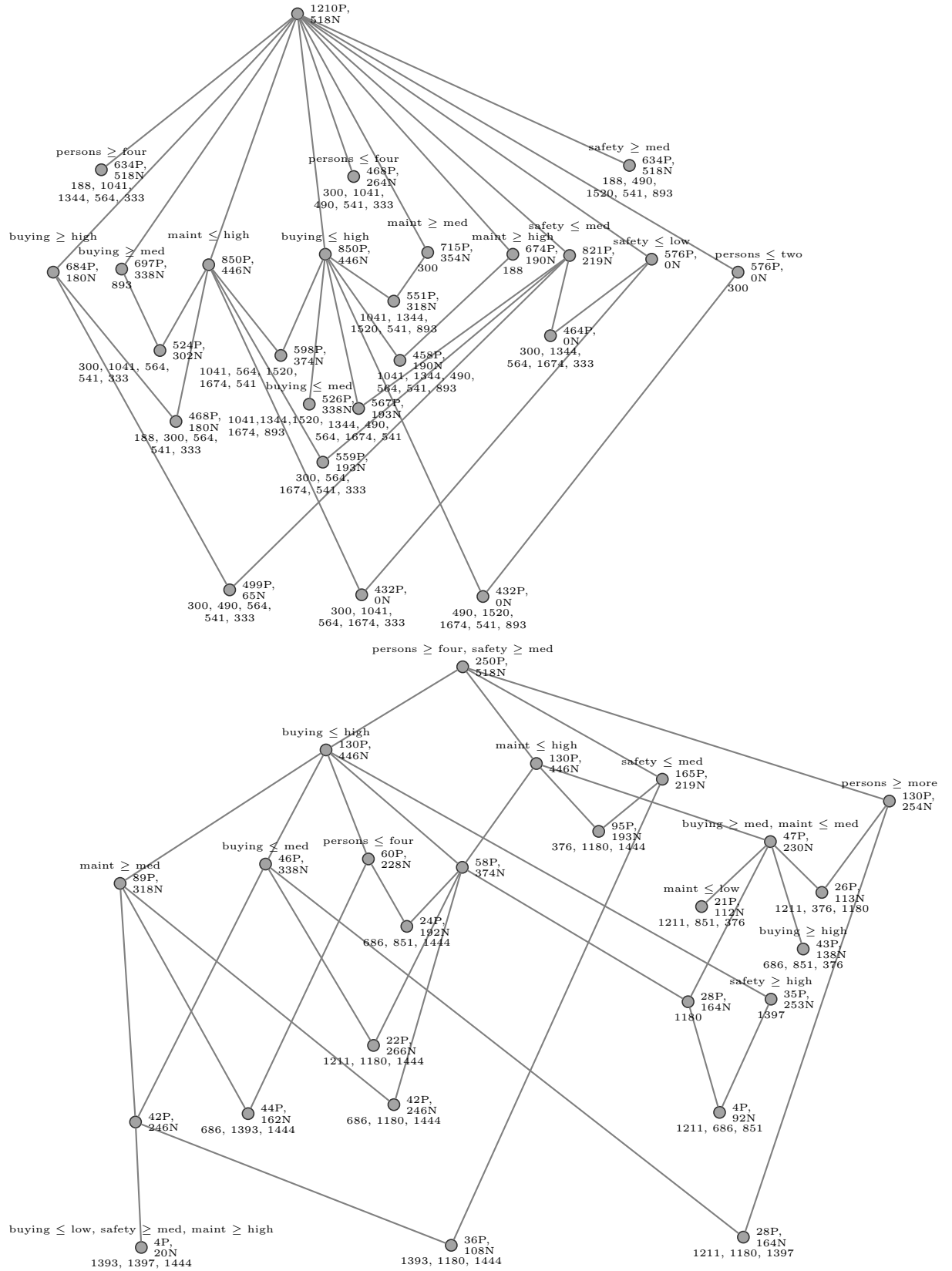


Figure 8. Tree predicate view scalings for the car data set. The centroid elements that have the positive class are displayed top and the negative are bottom.

We claim that PICL is easier to comprehend than NICL due to its smaller depth. At the same time, NICL implies that the description of the negative class is more difficult and demanding with respect to the number of attributes, i.e., intent sizes. More generally, in both diagrams we can infer descriptions of the positive and negative class from the concepts lowest in the diagrams. Even though there are methods to explain the influence of single attributes on the classification, the iceberg concept lattice allows to easily comprehend the influence of arbitrary attribute combinations. For example, the concept with extent label 300, 490, 564, 541, 333 is a result of the attribute combination $buying \geq high$ and $safety \geq med$. Furthermore, the conceptual structures allows to identify attributes with a high global influence on the classification. For example, $maint \leq high$ has five direct lower neighbors whereas $persons \leq two$ has one direct lower neighbor.

A particularly interesting observation in the NICL diagram is the presence of attributes that support all objects. Hence, these are essential for classification of all objects with the negative class label. This conclusion is especially easy to infer from the conceptual structure compared with analyzing all hundred trees of the underlying Random Forest. Finally, the iceberg concept lattice of NICL reveals redundant attributes. For example, the concept annotated with the object extent 1393, 1397, 1444 has three annotated attributes of which only one is needed to identify this concept.

A more general inference about the Random Forest that the tree predicate view allows is to identify “costly” objects. By this we mean objects whose classification required a large number of (potentially redundant) threshold value tests. For example, we refer the reader to the concept bearing the objects 1393, 1397, 1444 within NICL. On the one hand, all these objects required redundant testing of attributes, namely $maint \geq med$ and $maint \geq high$. On the other hand, the composition of the intent includes four data table attributes, i.e., $buying, safety, maint,$ and $persons$.

Ordinal Factors Interordinal scalings are, in general, more complex for human readers. The reason for this is that in interordinal scaling an interval of threshold values has to be considered instead of only a single one. For example, in Figure 8 (bottom) we find the concept c with the extent 686, 1180, 1444 that is a lower neighbor to two concepts bearing the attributes $maint \geq med$ and $maint \leq high$ respectively. Thus, the human reader has to consider the interval $[med, high]$ within the linear order of threshold values for $maint$, which is $low, med, high, vhigh$. Moreover, c has the attributes $buying \leq high$, $persons \geq four$, and $safety \geq med$. Thus, a human reader has to comprehend different *directions* of order, i.e., \geq and \leq , at the same time. With this in mind, we focused on the \geq -ordering in Figure 9. Of course, this limits the expressiveness of possible explanations based on the views. However, as illustrated above, the comprehensibility increases. Furthermore, this approach results in fewer concepts in general. Hence, it allows us to use lower support values for the iceberg concept lattice. We present in Figure 9 the iceberg concept lattice using the support values of one for the negative class

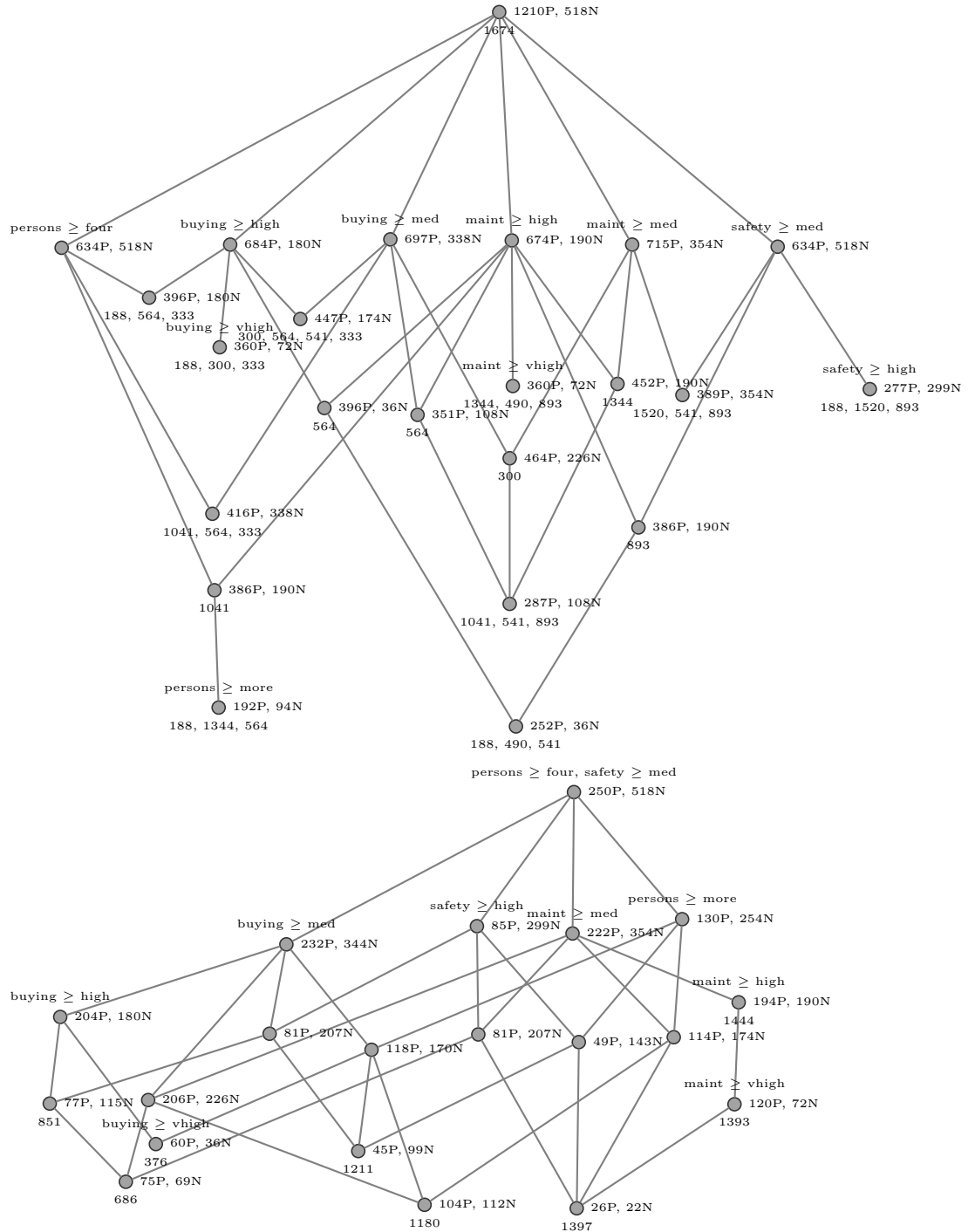


Figure 9. Forest view based on individual tree predicate views. We restricted the predicates to the ones using expressions with \geq . The diagram at the top shows the related iceberg concept lattice for the center objects bearing the positive class label, whereas the bottom diagram shows the analogue for the negative class labels.

and three for the positive class. This approach altogether can be considered as an ordinal factor approach with respect to the context operation *apposition* [15]. In addition to the advantages discussed above, one may apply all analysis deductions to the diagrams in Figure 9 that were explained for Figure 8.

The Interordinal Predicate View As for our last analysis example we present an ordinal factor of the interordinal predicate view on the Random Forest. As in Figure 9, we choose \geq and the same parameter for support. In contrast to the examples based on the tree predicate view, the lattices shown in Figure 10 encode a different kind of information for explaining the Random Forest. More precisely, the interordinal predicate view represents the model relationship between objects and the predicates of the Random Forest.

A distinctive feature of the interordinal predicate view is that it reflects implications between attribute threshold values that are enforced by their order relation. For example, we find in Figure 10 that $vhigh \rightarrow high \rightarrow med$ for the *buying* attribute of the data table. Moreover, one can easily read the corresponding chains from the diagram.

Furthermore, one can infer from interordinal predicate view all valid attribute implications between values of different attributes of the data table. For example, one can find in Figure 10 that the attribute value $safety \geq med$ implies $maint \geq med$. Although there are also implications present in the iceberg concept lattice of the tree predicate view, we may note that those are not necessarily implications within the data table.

We would like to conclude the analysis of the interordinal predicate view by emphasizing two important facts. First, the particular attribute threshold values were derived by the training procedure (i.e., Random Forest) and do therefore represent the “view” of the trained classifier function on the data. Hence, when revealing threshold value implications by means of the interordinal predicate view, we actually find implications that are valid within the data table when viewed through the scaling of the Random Forest. Second, the set of all valid implications with respect to all data objects bearing the same class label is the implicational theory of this class as “seen” by the Random Forest. Thus, by computing both implicational theories, i.e., for both class labels, one can compare both theories for similarities and differences.

Discussion and Outlook Obviously, our approach is capable of identifying important combinations of attribute threshold values and their influence on the classification results. Certainly, there is a wide range of combinatorial methods to identify interesting and meaningful combinations. However, the major advantage of the proposed conceptual method is that it provides a structured mathematical way to directly and efficiently identify the important combinations and, at the same time, their semantic interpretation [15].

At this point, we would like to conclude our study by pointing out that the developed conceptual structures allow for the possibility for the application of a variety of other conceptual methods. For example, as outlined in earlier in

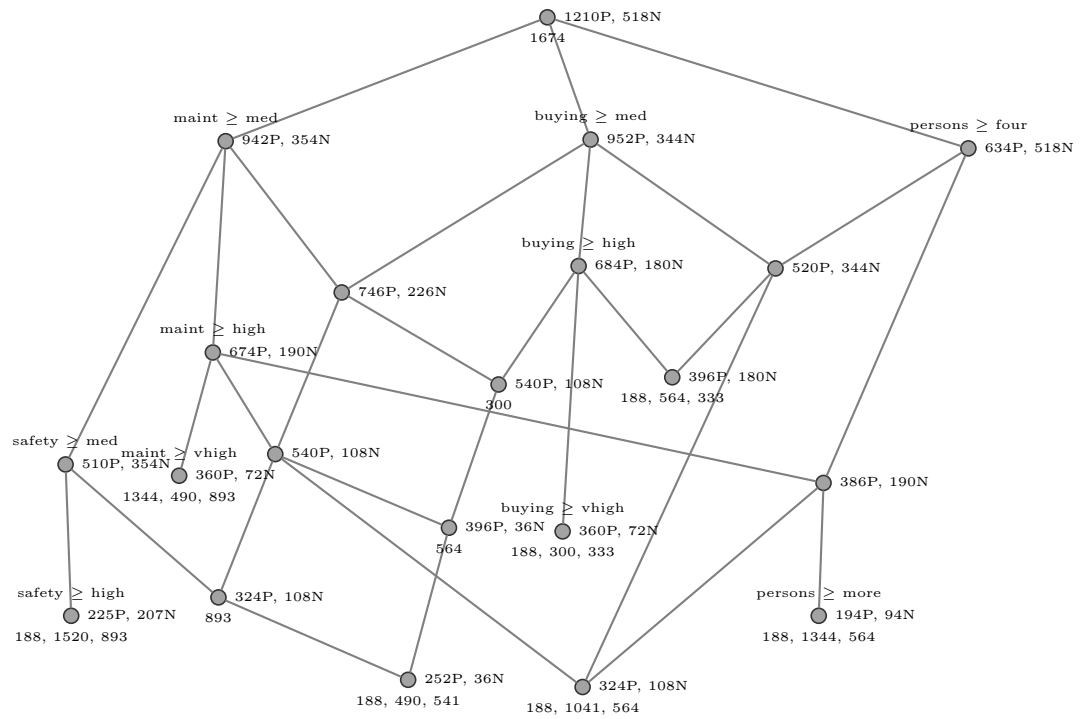


Figure 10. Forest view based on individual interordinal predicate views. We restricted the predicates to the ones using expressions with \geq . The diagram at shows the related iceberg concept lattice for the center objects bearing the positive class label.

this section, an analysis of implication structures between attribute threshold values within a class can reveal new insights into a Random Forest. Likewise, the conceptual views allow to compare different trained Random Forest classifiers for their implicational differences and similarities. A detailed investigation of these questions is planned as future work.

6 Related Work

There are a multitude of classification methods using trees and tree-ensembles, e.g., decision tree [9], Random Forest [7], or decision stumps [21], to name a few. The most important property of a single decision tree classifier is its human interpretability. For example, the visualization of such a tree provides insights to the classification process and, at the same time, presents a scaled view on the data set. Unfortunately, the latter approach received only very little research attention, so far. Methods that address these *scalings* are `RandomTreesEmbedding`, as implemented in `sklearn`, and *tree views* [11]. The first method extracts a partition of the data set objects depending on the tree leafs that classify them. This partition view, however, is a very coarse scaling of the data set and makes very little use of the hierarchical tree structures. The second method analyses the order structure of the trees through a concept lattice. While the authors provide a novel translation of the tree structures into the realm of Formal Concept Analysis, they do not elaborate how those can be utilized for interpretation. Furthermore, they solely reflect the order structure and its hierarchy induced on the data set. Proceeding in this manner does not account for the used tree predicates, which are essential for human comprehension. Nonetheless, the translation approach itself is fruitful since this enables the application of FCA based post processing methods, thus explanations. For example, scale-measures [17], TITANIC [35], core structures [16] or importance measures [23].

Other methods that try to achieve a unified view on tree ensembles combine all trees into a new tree through merging [34]. Yet, there are two main disadvantages of these approaches. The first is that their output is again a tree, which in contrast to a lattice order allows only for linear paths for each node. Thus, they lose the ability to cope with missing information and do not cover the concurrency of tree ensemble. The second disadvantage regards the interpretation of the output: the sole goal of the outputted merged tree is to induce the same partition on the data set, as the ensemble would. This, however, omits the internal representations of the trees.

A different, yet related line of research is the construction classifiers from concept lattices [3, 31]. For example, one may compute the concept lattice in a top-to-bottom fashion with class purity, used as stopping criterion [4], and then select a tree from the generated partial ordered set. Although mathematically elegant, these approaches are outperformed by methods like Random Forest.

7 Conclusion

We have formally introduced conceptual views on trees and tree ensemble classifiers, a novel approach for analyzing and globally explaining tree based machine learning models. In order to achieve this, we have interpreted the splitting predicates of decision trees as attributes of a formal context and thus transformed them into a conceptual structure through conceptual scaling. Equipped with this method, a user can gain new in-depth knowledge about tree-based classification functions. At least as important is the now possible analysis of the view of a classifier on its training data as well as on previously unknown data.

In detail we introduced two novel approaches, i.e., views, for the conceptualization of tree ensembles and compared them previous work. To this end, we proved that the methods we presented have higher granularity, and thus expressive power, for explaining tree-based classifiers. Our main theoretical result is that any tree ensemble is embedded in the introduced tree conceptual views. In order to underpin our theoretical modeling and results, we conducted a parameter study on how the different views are effected by parameters of the classification models. Here we compared the formal concepts with respect to the set of decision trees. Since the resulting conceptual views may become large, we introduced different scaling and post-processing methods that preserve significant parts of the relevant knowledge within a tree ensemble. The first method is logical scaling, which allows for comprehending the classification of a single object, and how the classification of said object would change with respect to changes in the attribute values.. A second scaling method is in regard to the number of thresholds induced by the node predicates for each attribute. We argued how those can be reduced using conceptual views. Overall the scaling of conceptual views of tree ensemble classifiers should be further investigated in future work. Finally we want to point out that we demonstrated the applicability of our approach on a real world data set and a Random Forest trained with standard parameters, i.e., 100 trees and no depth limitation. In particular, the number of trees used in the evaluation distinguishes our method from that of previous work based on FCA, which focused on a small single-digit number.

In our work, we did not focus on technical details of the tree ensembles, especially hyperparameter studies for computing trees and Random Forests, since our approach empahsises explaining a *given* forest with respect to known, and potentially unknown, data. Nonetheless, a detailed study investigating the relationship between the hyperparameters and the resulting forests and their different conceptual views could provide deeper insights into the training process of Random Forests. Another closely related topic we did not dive into is that the introduced views in combination with the classifier can be employed for automatically scaling of many-valued data tables. Furthermore, we could also envision applications for enumerating distinct decision trees, as they are lattice ordered [33]. Also, surrogate-based approaches [22] for explaining black-box classifier functions may profit from in-depth explanations based on our conceptual views. The same applies to bandit-based approaches [1]. In conclusion, our work

has opened a door for the conceptual analysis of diverse supervised machine-learning models, which should be walked with future work on explainable AI.

References

- [1] T. Aldinucci et al. *Contextual Decision Trees*. 2022. doi: 10.48550/ARXIV.2207.06355.
- [2] A. Altmann et al. “Permutation importance: a corrected feature importance measure.” In: *Bioinformatics* 26.10 (2010), pp. 1340–1347.
- [3] R. Belohlávek et al. “Characterizing Trees in Concept Lattices.” In: *Int. J. Uncertain. Fuzziness Knowl. Based Syst.* 16.Supplement-1 (2008), pp. 1–15. doi: 10.1142/S0218488508005212.
- [4] R. Belohlávek et al. “Inducing Decision Trees via Concept Lattices.” In: *CLA*. Ed. by P. W. Eklund, J. Diatta, and M. Liquiere. Vol. 331. CEUR Workshop Proceedings. CEUR-WS.org, 2007.
- [5] B. Bischl et al. “OpenML Benchmarking Suites.” In: *arXiv:1708.03731v2 [stat.ML]* (2019).
- [6] H. Blockeel, L. D. Raedt, and J. Ramon. “Top-Down Induction of Clustering Trees.” In: *ArXiv cs.LG/0011032* (1998).
- [7] L. Breiman. “Random Forests.” English. In: *Machine Learning* 45.1 (2001), pp. 5–32. issn: 0885-6125. doi: 10.1023/A:1010933404324.
- [8] L. Breiman. “Random forests.” In: *Machine learning* 45.1 (2001), pp. 5–32.
- [9] L. Breiman et al. *Classification and Regression Trees*. Wadsworth, Jan. 3, 2002. isbn: 0-534-98053-8.
- [10] D. Dua and C. Graff. *UCI Machine Learning Repository*. 2017.
- [11] E. Dudyrev and S. O. Kuznetsov. “Decision concept lattice vs. decision trees and random forests.” In: *International Conference on Formal Concept Analysis*. Springer, 2021, pp. 252–260.
- [12] D. Dürrschnabel, M. Koyda, and G. Stumme. “Attribute Selection Using Contra-nominal Scales.” In: *Graph-Based Representation and Reasoning - 26th International Conference on Conceptual Structures, ICCS 2021, Virtual Event, September 20-22, 2021, Proceedings*. Ed. by T. Braum et al. Vol. 12879. Lecture Notes in Computer Science. Springer, 2021, pp. 127–141. doi: 10.1007/978-3-030-86982-3_10.
- [13] M. Feurer et al. “OpenML-Python: an extensible Python API for OpenML.” In: *arXiv* 1911.02490 (2020).
- [14] J. H. Friedman. “Stochastic gradient boosting.” In: *Computational Statistics & Data Analysis* 38.4 (Feb. 2002), pp. 367–378.
- [15] B. Ganter and R. Wille. *Formal Concept Analysis: Mathematical Foundations*. Springer-Verlag, Berlin, 1999, pp. x+284.
- [16] T. Hanika and J. Hirth. “Knowledge cores in large formal contexts.” In: *Ann. Math. Artif. Intell.* 90.6 (2022), pp. 537–567. doi: 10.1007/s10472-022-09790-6.
- [17] T. Hanika and J. Hirth. “On the lattice of conceptual measurements.” In: *Inf. Sci.* 613 (2022), pp. 453–468. doi: 10.1016/j.ins.2022.09.005.
- [18] T. Hanika and J. Hirth. “On the lattice of conceptual measurements.” In: *Inf. Sci.* 613 (2022), pp. 453–468. doi: 10.1016/j.ins.2022.09.005.

- [19] T. Hanika, M. Koyda, and G. Stumme. “Relevant Attributes in Formal Contexts.” In: *Graph-Based Representation and Reasoning - 24th International Conference on Conceptual Structures, ICCS 2019, Marburg, Germany, July 1-4, 2019, Proceedings*. Ed. by D. Endres, M. Alam, and D. Sotropa. Vol. 11530. Lecture Notes in Computer Science. Springer, 2019, pp. 102–116. doi: 10.1007/978-3-030-23182-8_8.
- [20] T. Hastie et al. *The elements of statistical learning: data mining, inference, and prediction*. Vol. 2. Springer, 2009.
- [21] W. Iba and P. Langley. “Induction of one-level decision trees.” In: *Machine Learning Proceedings 1992*. Elsevier, 1992, pp. 233–240.
- [22] J. Kim and S. Choi. “On Uncertainty Estimation by Tree-based Surrogate Models in Sequential Model-based Optimization.” In: *Proceedings of The 25th International Conference on Artificial Intelligence and Statistics*. Ed. by G. Camps-Valls, F. J. R. Ruiz, and I. Valera. Vol. 151. Proceedings of Machine Learning Research. PMLR, 28–30 Mar 2022, pp. 4359–4375.
- [23] S. O. Kuznetsov and T. P. Makhalova. “On interestingness measures of formal concepts.” In: *Inf. Sci.* 442-443 (2018), pp. 202–219. doi: 10.1016/j.ins.2018.02.032.
- [24] S. O. Kuznetsov and T. P. Makhalova. “On interestingness measures of formal concepts.” In: *Inf. Sci.* 442-443 (2018), pp. 202–219.
- [25] C. Lindig. “Fast concept analysis.” In: *Working with Conceptual Structures – Contributions to ICCS 2000*. Shaker Verlag, 2000, pp. 152–161.
- [26] B. Liu, Y. Xia, and P. S. Yu. “Clustering through decision tree construction.” In: *International Conference on Information and Knowledge Management*. 2000.
- [27] T. M. Mitchell. *Machine learning*. New York, NY: McGraw-Hill, 2010.
- [28] F. Moosmann, B. Triggs, and F. Jurie. “Fast Discriminative Visual Codebooks using Randomized Clustering Forests.” In: *Advances in Neural Information Processing Systems*. Ed. by B. Schölkopf, J. Platt, and T. Hoffman. Vol. 19. MIT Press, 2006.
- [29] S. Prediger and G. Stumme. “Theory-Driven Logical Scaling.” In: *Proc. 6th Intl. Workshop Knowledge Representation Meets Databases (KRDB’99)*. Ed. by E. F. et al. Vol. CEUR Workshop Proc. 21. Also in: P. Lambrix et al (Eds.): Proc. Intl. Workshop on Description Logics (DL’99). CEUR Workshop Proc. 22, 1999 <http://ceur-ws.org/Vol-21>. 1999.
- [30] P. Probst, M. N. Wright, and A.-L. Boulesteix. “Hyperparameters and tuning strategies for random forest.” In: *Wiley Interdisciplinary Reviews: data mining and knowledge discovery* 9.3 (2019), e1301.
- [31] O. Prokashova, A. Onishchenko, and S. Gurov. “Classification methods based on formal concept analysis.” In: *FCAIR 2012–Formal Concept Analysis Meets Information Retrieval* (2013), p. 95.
- [32] J. R. Quinlan. *C4.5: Programs for Machine Learning*. Morgan Kaufmann, 1993. isbn: 1-55860-238-0.
- [33] S. Ruggieri. “Enumerating Distinct Decision Trees.” In: *Proceedings of the 34th International Conference on Machine Learning*. Ed. by D. Precup and Y. W. Teh. Vol. 70. Proceedings of Machine Learning Research. PMLR, June 2017, pp. 2960–2968.
- [34] P. Strecht. “A survey of merging decision trees data mining approaches.” In: *Proc. 10th Doctoral Symposium in Informatics Engineering*. 2015, pp. 36–47.

- [35] G. Stumme et al. “Computing iceberg concept lattices with TITANIC.” In: *Data & Knowledge Engineering* 42.2 (Aug. 2002), pp. 189–222. issn: 0169-023X. doi: 10.1016/S0169-023X(02)00057-5.
- [36] T. Vidal and M. Schiffer. “Born-Again Tree Ensembles.” In: *Proceedings of the 37th International Conference on Machine Learning*. Ed. by H. D. III and A. Singh. Vol. 119. Proceedings of Machine Learning Research. PMLR, 13–18 Jul 2020, pp. 9743–9753.
- [37] R. Wille. “Restructuring Lattice Theory: An Approach Based on Hierarchies of Concepts.” In: *Ordered Sets: Proc. of the NATO Advanced Study Institute*. Ed. by I. Rival. Dordrecht: Springer, 1982, pp. 445–470. isbn: 978-94-009-7798-3.
- [38] R. Wille. “Formal Concept Analysis as Mathematical Theory of Concepts and Concept Hierarchies.” In: *Formal Concept Analysis*. Ed. by B. Ganter, G. Stumme, and R. Wille. Vol. 3626. Lecture Notes in Computer Science. Springer, 2005, pp. 1–33. isbn: 3-540-27891-5.