

Protoplanetary Disk Science with the Orbiting Astronomical Satellite Investigating Stellar Systems (OASIS) Observatory

Kamber R. Schwarz^{1*}, Joan Najita², Jennifer Bergner³, John Carr⁴, Alexander Tielens⁵, Edwin A. Bergin⁶, David Wilner⁷, David Leisawitz⁸ and Christopher K. Walker⁹

^{1*}Max Planck Institute for Astronomy, Königstuhl 17, Heidelberg, Germany.

²NSF's NOIRLab, 950 N. Cherry Avenue, 85719, AZ, USA.

³Department of Geophysical Sciences, University of Chicago, 60637, IL, USA.

⁴Astronomy Department, University of Maryland, 20742, MD, USA.

⁵Leiden Observatory, P.O. Box 9513, Leiden, The Netherlands.

⁶Department of Astronomy, University of Michigan, 48109, MI, USA.

⁷Center for Astrophysics Harvard & Smithsonian, 60 Garden Street, 02138, MA, USA.

⁸NASA Goddard Space Flight Center, 800 Greenbelt Road, 20771, MD, USA.

⁹Department of Astronomy and Steward Observatory, University of Arizona, 85719, AZ, USA.

*Corresponding author(s). E-mail(s): schwarz@mpia.de;

Contributing authors: joan.najita@noirlab.edu;

jbergner@uchicago.edu; jscarr108@gmail.com ;

tielens@strw.leidenuniv.nl; ebegin@umich.edu;

dwilner@cfa.harvard.edu ; david.t.leisawitz@nasa.gov;

iras16293@gmail.com;

Abstract

The *Orbiting Astronomical Satellite for Investigating Stellar Systems (OASIS)* is a NASA Astrophysics MIDEX-class mission concept, with the

stated goal of *Following water from galaxies, through protostellar systems, to Earth's oceans*. This paper details the protoplanetary disk science achievable with *OASIS*. *OASIS*'s suite of heterodyne receivers allow for simultaneous, high spectral resolution observations of water emission lines spanning a large range of physical conditions within protoplanetary disks. These observations will allow us to map the spatial distribution of water vapor in disks across evolutionary stages and assess the importance of water, particularly the location of the midplane water snowline, to planet formation. *OASIS* will also detect the H₂ isotopologue HD in 100+ disks, allowing for the most accurate determination of total protoplanetary disk gas mass to date. When combined with the contemporaneous water observations, the HD detection will also allow us to trace the evolution of water vapor across evolutionary stages. These observations will enable *OASIS* to characterize the time development of the water distribution and the role water plays in the process of planetary system formation.

Keywords: protoplanetary disk science, THz spectroscopy, Heterodyne spectral resolution, Flight mission concept

1 Strategic Motivation

Water is key to the emergence of life on Earth. Understanding the origin of Earth's water is thus a major goal of modern astronomy. Observations of water from the ground, however, are extremely challenging due to the strong water absorption lines in the Earth's atmosphere. Studying extra-terrestrial water therefore necessitates the use of space-borne observatories. Low energy transitions of water, such as those originating from the cold ($\sim 10 - 1000$ K) planet forming disks around young stars, emit at submillimeter to far-infrared (IR) wavelengths. Thus, any mission aiming to understand how and from where (exo)planets like Earth obtain their water must cover these wavelengths. There is currently no space-borne facility capable of observing low energy water emission. The *Orbiting Astronomical Satellite Investigating Stellar Systems (OASIS)* observatory is an Astrophysics MIDEX-class mission concept specifically designed to *follow the trail of water from galaxies to protoplanetary disks to our solar system*.

OASIS combines a 14 meter inflatable reflector with a suite of heterodyne receivers covering the frequency ranges 0.45-0.58, 1.1-2.2, 2.5-2.9, and 4.7 THz. This observatory will enable high spectral resolution ($R \geq 10^5$ or ≤ 1 km s⁻¹) observations at greater than ten times the sensitivity of any previous far-infrared mission capable of observing water. For a full description of the technical capabilities of *OASIS* see [Walker et al \(2021\)](#).

2 The role of water in protoplanetary disk evolution and planet formation

The question of how the Earth, and by extension other terrestrial (exo-)planets, obtained its water is heavily debated. Water may have been acquired either through the accretion of volatile-rich planetesimals from the colder regions of the Earth's embryonic feeding zone during its build up (Greenberg et al, 1978; Kokubo and Ida, 1998), or it may have been delivered to the Earth by the capture of pebbles drifting through the inner solar system on their journey to the Sun (Ida et al, 2019), or the addition of water may have been a late veneer acquired via impacts of asteroids or comets after planet formation was mostly complete (Morbidelli et al, 2000; Owen et al, 1992).

Planet formation begins with the gravitational collapse of a molecular cloud core to form a central protostellar object, which, because of angular momentum conservation, is surrounded by an accretion disk. This system is embedded in an envelope of infalling material (Shu et al, 1987). Several stages can be discerned in the subsequent evolution (Andre et al, 2000). During the earliest phase – the Class 0 phase – the protostellar object is deeply embedded in the envelope and still actively accreting mass at a high rate from the envelope through the disk. Some of the accretion energy is converted into a stellar jet and/or disk wind dispersing the reservoir of material in the envelope. As the envelope mass decreases due to ongoing accretion and dispersal by stellar wind, the object will enter the Class I phase, typically after some 100,000–200,000 years. During this late accretion phase, the envelope mass will continue to decrease and eventually the system will enter the Class II phase of an optically visible classical T Tauri star surrounded by a rotating protoplanetary disk. Planet formation is thought to occur during the Class I and Class II phases (e.g., Drazkowska et al, 2022). Finally, as accretion onto the central star drops and the gas disk dissipates, the system transitions to the Class III phase of a weak-line T Tauri star, harboring a nascent planetary system.

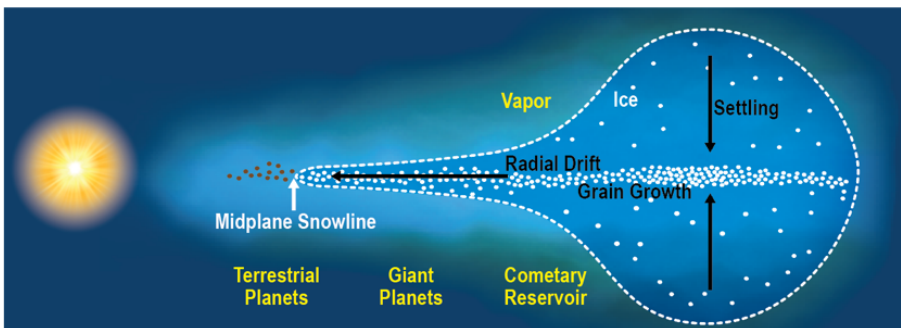


Fig. 1 Cartoon cross section of a protoplanetary disk. In the inner disk and the upper layers of the outer disk water is in the gas phase. In the cool, outer regions of the disk, water is frozen out as ice on the surface of dust grains. The zone where water transitions between existing primarily in the gas versus the ice is called the water snowline. The snowline at the midplane, where planet formation occurs, is thought to separate the gas giant and terrestrial planet forming regions.

Water plays a central role in planet formation. When fully condensed in icy form, water enhances the solid mass available for planet formation, and, therefore, the planet formation efficiency (Hayashi, 1981; Pollack et al, 1996). In the initial planet formation phase, icy dust grains are expected to settle out of the atmospheres of protoplanetary disks and collide, growing into larger solids. The layer of water ice increases the sticking efficiency of colliding grains, thus enhancing grain growth. As these icy grains settle, they remove water from the disk surface, dehydrating the atmosphere (Bergin et al, 2010; Hogerheijde et al, 2011; Krijt et al, 2016, 2020, Figure 1). The growing icy pebbles migrate inward, enhancing the solid surface density at smaller radii, which, assisted by instabilities, triggers the formation of planetesimals, the building blocks of planets via, e.g., the streaming instability.

The growth and accumulation of icy planetesimals at radii larger than the snowline—the locus where water transitions from gaseous to icy form—fuels the formation of planets: ice giants, gas giants, and even terrestrial-sized icy planets. These water rich planets can migrate inward, interior to the midplane water snowline, to the habitable zone, bringing along with them their own supply of water. The compact millimeter continuum emission of most protoplanetary disks (Long et al, 2019), along with the recognition that many exoplanetary systems are much more compact than our own Solar System and incorporate large solid masses at small orbital distances (Chiang and Laughlin, 2013), may reflect the outcome of the inward migration process of both dust grains and planets. In contrast to this formation pathway, other planets may form “dry” within the midplane snowline, without built-in water reservoirs. Icy planetesimals at greater distances from the host star (i.e., comets and asteroids) that are “leftover” from the planet formation process may later bombard these planets and deliver water and prebiotic molecules to their surfaces, fostering their habitability.

3 OASIS Relevance to Protoplanetary Disk Science

The *OASIS* protoplanetary disk science objective is to *characterize the time evolution of the water distribution and the role water plays in the process of planetary system formation*. Understanding the distribution of water in protoplanetary disk systems, the processes that regulate its abundance and its evolution, as well as its relationship to the properties of the dust in these disks and the forming planets therein is a key question in astrophysics. *OASIS* will measure the water content of a broad sample of protoplanetary disks whose structure and properties will have been characterized by ALMA and *JWST*. The high spectral resolution will allow *OASIS* to investigate the spatial distribution of water through Doppler tomography using a set of carefully selected lines that probe the wide range of physical conditions inherent to protoplanetary disks (Section 4.3). The observed sample of disks will include systems spanning a wide range of ages to measure the time evolution of the water content of protoplanetary disks and trace its role in ongoing planet formation. In addition to water, *OASIS* covers multiple spectral features from more complex carbon, hydrogen, oxygen, nitrogen, phosphorous, and sulfur

bearing molecules. The prebiotic science capabilities of *OASIS* are discussed in detail by [Bergner et al \(2022\)](#).

The recent Astrophysics Decadal Survey (*Pathways to Discoveries in Astronomy and Astrophysics for the 2020s*; [National Academies of Sciences and Medicine, 2021](#)) highlights the need to study the epoch of planet formation. *OASIS* addresses Decadal Question F-Q4: *Is planet formation fast or slow?* by investigating nascent planet formation. Specifically, *OASIS* will trace the disappearance of water from the gas phase as water condenses out and fuels planet formation by measuring the distribution of total gas mass and water abundance in disk atmospheres over a range of disk radii. Previous work with *Herschel* has revealed tantalizing, but tentative and limited evidence of water condensation. The *Herschel* WISH program found that gaseous water emission from protoplanetary disks was under-abundant compared to expectations ([Du et al, 2017](#); [van Dishoeck et al, 2021](#)). The large number of water emission upper limits from the WISH program may imply that the formation of large solids and the accompanying dehydration and migration process is well advanced in Class II protoplanetary disks. *OASIS* will confirm and quantify the extent of this process. *OASIS*' $> 16\times$ improvement in sensitivity relative to *Herschel* will make observations of water in disks routine and enable surveys with a statistically significant number of samples.

4 Overview of OASIS Protoplanetary Disk Science

4.1 Probing Planet Formation with Water

OASIS will examine the first steps of planet formation using measurements of water vapor and total gas mass. The observable water vapor in the cold outer disk is due to water ice that is photo-desorbed from solid surfaces and lofted to larger heights via vertical diffusion (e.g., [Krijt et al, 2016](#)). One possible interpretation of the low WISH water line fluxes is that the water vapor distribution is more compact than the gaseous disk as traced by CO, because the inward migration of icy pebbles has dehydrated the outermost radii. If true, the dominant emission radius of gaseous water will correlate with the size of the millimeter dust disk as traced by continuum emission, reflecting the inward radial migration of icy solids that fuels planetesimal and planet formation. We can test these hypotheses with the spectrally resolved line profiles that will be obtained by *OASIS* (Section 4.3). An alternative interpretation of the low WISH fluxes is that the water in the disk atmosphere has a small filling factor, possibly because it is concentrated in rings similar to those found for the continuum emission from disks and in some molecular species observed with ([Long et al, 2019](#); [Andrews et al, 2018](#); [Law et al, 2021](#)). *OASIS* can investigate this scenario by linking observed water characteristics, e.g. temperature, emitting radius, with disk characteristics in other tracers across a large sample.

Finally, and most importantly, with *OASIS* we will be able to constrain the extent to which water has been concentrated into icy planet-building solids, answering questions raised by the WISH results. Ice abundances are difficult to measure directly, because most of the water ice resides in the cold disk midplane

and is locked up in solids the size of pebbles, or perhaps even in larger planetesimals or protoplanets. These large solids do not produce a significant spectroscopic signature in the infrared. They are, moreover, too cold to emit in the phonon modes (at $45\ \mu\text{m}$ and $62\ \mu\text{m}$), and because they do not overlap significantly along the line of sight to the near- to mid-infrared continuum ($3\text{--}15\ \mu\text{m}$) for non-edge on viewing geometries, they will also not produce shorter wavelength absorption features (at $3\ \mu\text{m}$, $6.2\ \mu\text{m}$, and $11.5\ \mu\text{m}$). As a result, these solids are effectively “hidden” in the disk midplane. Furthermore, when icy solids grow beyond centimeter size, they are difficult to detect at any wavelength.

Although cold, planet-building water ice is difficult to measure directly, we can infer its mass indirectly by measuring the total disk gas mass (see Section 4.4). and comparing it with the gaseous water vapor content of the disk. The total mass of water in the disk, in both icy and gaseous form, is expected to be approximately 0.2–0.6% of the total gas mass. By measuring the difference between the expected total water mass and that of the measured water vapor, we can infer the mass in water ice. By further comparing the inferred total mass of water ice with the observed mass in small pebbles, as measured by the millimeter continuum emission of disks, we can infer the mass of water ice that has been converted into larger, planet-building solids that are not directly observable.

With its high sensitivity, *OASIS* may also be able to measure the location of the midplane water snowline in disks. Lines in the FIR/submm offer the best opportunity to probe this region (e.g., compared to the MIR wavelengths probed by JWST) because of their ability to penetrate the continuum optical depth and reach the midplane. In the Solar System, the midplane water snowline divides the terrestrial and giant planets, with all of the large planets, the gas and ice giants, located beyond the snowline. Current planet formation models predict that most planets form beyond the midplane snowline (gas giants, ice giants, and possibly smaller planets) and may subsequently undergo radial migration and dynamical scattering (Lin et al, 1996; Rasio and Ford, 1996). Small water-rich bodies from larger distances (icy asteroids and comets) are the expected source of water for dry planets that form within the midplane snowline (e.g., Earth). Measurements of the location of the midplane snowline in disks, when compared with exoplanet demographics (orbital radii as a function of mass) will assess the role of the midplane snowline in determining the architecture of planetary systems, as well as illuminate the extent to which other processes alter exoplanetary orbital radii.

OASIS will obtain spectra for protoplanetary disks in nearby star-forming regions spanning a range in evolutionary stage (Class I, II, and flat spectrum sources), disk continuum flux, and stellar accretion rate. The measured line profiles of water and its isotopes, HD, and other gas tracers, will chart out the evolution in the water vapor distribution and gas content of disks, from which we will infer their progress toward planet building. The observations will also measure the location of the midplane water snowline in a subset of disks.

In its first few months of operation *OASIS* will carry out sensitive spectral scans across all four bands of approximately six disks spanning a range of stellar masses and evolutionary states, quantifying their spectral properties and making

any needed modifications to the survey strategy; it will also observe an additional 50 or more disks in specific, well-chosen wavelength settings. Over the entire 1-year mission, *OASIS* will obtain similar observations of many more disks, including ~ 20 Class I sources with weak molecular envelopes and ~ 100 Class II and flat spectrum sources.

4.2 Water abundance across evolutionary stages

OASIS will be the only facility capable of observing warm to cold water vapor, crucial to determining the total water content in disks. The abundance and distribution of water during planet formation remains poorly constrained, with few detections of water vapor in disks beyond the mid-infrared, which probes only the very surface region of the disk (its atmosphere) within the midplane snowline. By measuring the water vapor abundance across evolutionary stages, *OASIS* will track the timescales over which water is locked into solid bodies. This in turn will determine how much water can be supplied to planets as they form, since terrestrial planets likely inherit their water from the solids while gas giants accrete much of their mass from the gas.

JWST will significantly improve our understanding of water in the mid-IR. However, as noted by Decadal Question E-Q1c, additional *longer wavelength observations of cooler regions* of the disk are needed to understand disk composition and answer the question: *How common is planetary migration, how does it affect the rest of the planetary system, and what are the observable signatures?* This relates to the method of using the ratio of volatile elements, e.g., carbon to oxygen, in an exoplanet's atmosphere to determine its formation location relative to major snowlines. Successful implementation of this techniques requires knowledge of how the radial distribution of water gas and ice evolves in protoplanetary disks. *OASIS* will observe the cold water vapor not probed by *JWST* by targeting the ground state ortho and para transitions, collecting statistics on the cold water abundance in disks across evolutionary stages. In the largest disks, those spanning more than $\sim 2''$ on the sky, *OASIS* also has the potential to spatially resolve the emission from cold water vapor.

OASIS will target a suite of water lines spanning a large range in excitation energy, enabling measurements of the water content at larger disk radii, as well as lines with upper state energies > 1000 K that both originate near the snowline and are capable of penetrating the overlying disk continuum to potentially reach midplane, where most of the mass is located (Figure 2). Thus, *OASIS* will be able to observe water lines originating from many more regions in the disk than those accessible to *JWST*. With its large collecting area, *OASIS* will be far more sensitive than *Herschel* to the cold-to-warm water vapor in the disk atmosphere beyond 1 au, or roughly the midplane water snowline (Figure 1). In a two hour integration *OASIS* will reach an rms sensitivity of 3 mK for $o\text{-H}_2\text{O}(1_{10} - 1_{01})$, an order of magnitude below the upper limits of the *Herschel* non-detections (Du et al, 2017). Using the optically thin H_2^{18}O emission lines, *OASIS* will measure water vapor abundances for disks ranging in age from less than 1 million years to greater than 10 million years. The large spectral range allows *OASIS* to measure water

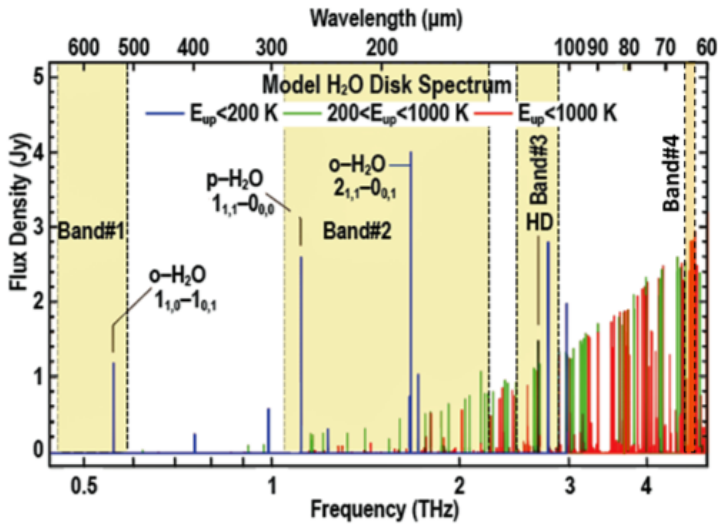


Fig. 2 Model water spectrum for a protoplanetary disks. *OASIS* will measure the water vapor content of disks throughout the planet forming region using multiple water transitions that probe both the outer and inner disk, as well as intermediate regions near the snowline. Crucially, *OASIS* is able to observe the ground-state ortho and para water lines and the $J=1-0$ transition of HD simultaneously.

lines spanning a wide range of excitation energies, from 53 to 1729 K, and probe both warm (100-400 K) water vapor near the snowline and cold (< 100 K) water vapor in the outer disk. Crucially, *OASIS* will observe the ground state ortho and para water lines, which cannot be observed with any other facility. Observations of both ortho and para transitions are necessary to determine the total water abundance. When combined with near-IR detections of hot water vapor in the inner disk atmosphere from *JWST*, these measurements will provide a complete census of the water vapor in disks.

Along with simultaneous measurements of the total gas mass (Section 4.4), these observations will also determine the fraction of the total water content that is in the form of water ice. These results will provide important constraints on the role of water ice in grain growth and on the solid water reservoir available to forming comets and planets.

4.3 The spatial distribution of water vapor

OASIS will map the water vapor distribution toward a wide variety of disks, answering the question “Where is the water?” As stated in the NASA Astrophysics Roadmap, mapping the location of water in protoplanetary disks is crucial for understanding the transport of water during planet formation. Because disk rotation follows a Keplerian velocity profile, the radius at which gas emission originates changes the shape of the spectral line profile. The resulting Keplerian broadening of the spectral line profile dominates over other contributions to the line width,

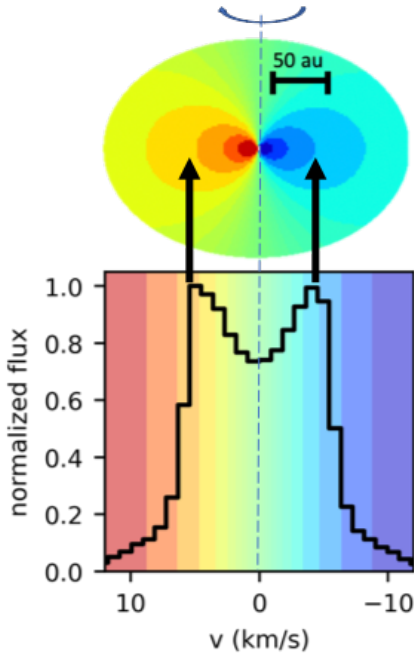


Fig. 3 Flux normalized, disk integrated spectra from a protoplanetary disk model inclined 45 degrees from face-on at 0.9 km s^{-1} spectral resolution. Emission from disks is Doppler shifted due to Keplerian rotation. Emission with a high velocity offset originates from small radii, while emission close to the systemic velocity originates from large radii. *OASIS* will leverage this to trace emission in spectrally resolved lines to the radius in the disk where the emitting molecules reside.

such as thermal and turbulent broadening. Thus, high spectral resolution observations of molecular lines in disks can be used to determine the radial location of the emission without having to spatially resolve the disk, a technique known as doppler tomography or tomographic mapping. As shown in Figure 3, the velocity offset for emission originating in the inner disk is of order several km s^{-1} , assuming a disk inclination of 45 degrees, while in the outer disk the velocity offset is much smaller. The spectral resolution of *OASIS* is $< 1 \text{ km s}^{-1}$, which is easily able to distinguish emission originating in the inner versus outer disk.

Using tomographic mapping, *OASIS* will determine if water vapor is returning to the gas with the inward drift of icy dust grains, enriching the water content of the terrestrial planet forming region. Additionally, *OASIS* will probe the location of the midplane water snowline by observing multiple water lines with high ($\sim 1000 \text{ K}$) upper state energies, which models predict to emit primarily from inside the midplane water snowline (Rasio and Ford, 1996; Notsu et al, 2016). Thus, *OASIS* has the potential to make the first measurements in non-outbursting disks of the location of the disk midplane water snowline, an important disk landmark in the core accretion picture. Current planet formation models predict that most planets form beyond the snowline (gas/ice giants and possibly smaller planets) and subsequently experience radial migration and dynamical scattering (Lin et al, 1996). These measurements, when compared with exoplanet demographics (orbital radii as a function of mass), will enable us to assess the role of water ice in determining the architecture of planetary systems (i.e., Kennedy and Kenyon, 2008; Fernandes et al, 2019) and illuminate the extent to which processes such

as migration and dynamical scattering alter exoplanetary orbital radii, addressing Decadal Question E-Q1c.

During its baseline mission *OASIS* will explore the role of disk winds in protoplanetary disks using the $63\ \mu\text{m}$ [OI] line (Figure 4). Winds influence the evolution of the disk through the removal of mass and angular momentum from the disk. Observations of [OI] with Herschel found that the majority of Class I sources, and some Class II sources, had extended [OI] emission suggesting large scale jets / outflows. With its high spectral resolution, *OASIS* will disentangle the wind component of [OI] from emission originating in the disk and outflow.

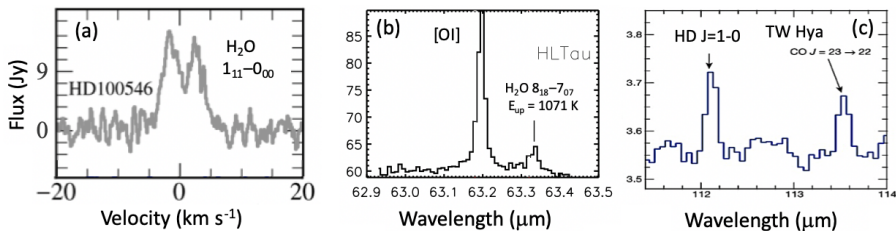


Fig. 4 a) Herschel-HIFI detection of ground-state H_2O emission (van Dishoeck et al., 2021), tracing cold water vapor in the outer disk. b) Herschel-PACS spectrum (Riviere-Marichalar et al., 2012) showing unresolved lines targeted by *OASIS* Band-4. The high energy H_2O transition probes gas within the snowline. The strong atomic [OI] line could trace disk winds (Section 4.3). c) Herschel-PACS detection of the spectrally unresolved HD $J=1-0$ line (Bergin et al., 2013a), a key measure of total disk mass (Section 4.4). *OASIS* will provide high-sensitivity velocity-resolved observations of these and other transitions in more than 100 protoplanetary systems.

4.4 Measuring gas mass

OASIS will use HD to measure the gas mass in disks, allowing a comparison of relative H_2O vapor abundance across systems. Protoplanetary disks — the sites for planet formation — will evolve in mass and size as more mass is accreted from the surrounding core, as angular momentum redistribution within the disk allows accretion onto the central star, and as disk winds return material to the molecular cloud. The disk gas mass is a fundamental property of the disk that regulates its dynamical evolution and its chemical evolution. The disk mass also controls the formation of planets through, e.g., coagulation of small dust grains into pebbles that settle to the midplane where planetesimal formation can ensue and gravitational instability of the gas disk can lead to a local concentration of mass. Observations reveal a general trend of gas rich disks at early evolutionary stages, with gas-to-dust ratios of ~ 100 , as seen in the ISM. Over time, the gas mass drops and the gas-to-dust ratio decreases until the dust mass exceeds the gas mass, known as the debris disk phase. However, the factors (e.g., disk characteristics and the molecular cloud environment) that control this evolution are not well understood.

Crucially for tracing the water, knowledge of the total disk mass is required to determine the total water (gas+ice) abundance, as chemical abundances are

normalized to the hydrogen content. The column density of water vapor can be determined directly from observations of optically thin emission lines, however ice abundances derived from observations of broadband spectral features are rife with uncertainties (McClure et al, 2015). An accurate determination of the disk mass is therefore needed to determine how much of the water vapor supplied to the disk has been converted to ice.

The main contributor to the disk mass is H₂, which does not emit for the majority of regions in the disk because the molecule has no permanent dipole moment and has large energy spacings that are not matched with the local temperatures. The ground-state transition is the quadrupole J = 2-0 transition with an energy spacing of 510 K. Thus, exciting an H₂ molecule to the J = 2 state requires high gas temperatures. H₂ emission therefore originates only from the illuminated surface layers of the disk within a fraction of an au of the central star. Most of the gas is at larger radii and is much colder. To determine the total gas mass then, alternative tracers must be used.

By far the most commonly used gas mass tracers in protoplanetary disks are continuum emission from dust and emission from rotational transitions of CO. Each method relies on different problematic assumptions. The uncertainties in using dust emission to determine gas mass fall into two categories: assumptions in converting from dust emission to dust mass, and in converting from dust mass to gas mass. Even when the full infrared spectral energy distribution is available, uncertainties in the dust grain optical properties and the grain size distribution lead to significant uncertainty in the derived dust mass from observed emission. Then, to convert from dust mass to gas mass, a gas-to-dust mass ratio must be assumed. Typically, this value is taken to be 100, as has been measured in the ISM. However, several factors can change this ratio in disks, including loss of gas due to disk winds and accretion onto the central star, which will decrease the gas-to-dust ratio, and growth of dust grains beyond cm sizes, at which point the dust emission is no longer observable. This will increase the apparent gas-to-dust ratio.

Additionally, assuming a constant gas-to-dust ratio across the disk is not appropriate. As dust grains grow in size they decouple from the gas, experiencing a headwind which results in a loss of angular momentum and inward radial drift. High spatial resolution observations at millimeter wavelengths demonstrate that the outer radius of the dust disk is often much smaller than the outer radius of the gas disk (Huang et al, 2018; Trapman et al, 2019).

The CO abundance relative to H₂ in the ISM is well constrained to be 5×10^{-5} to 2×10^{-4} (Bergin and Williams, 2017). However, when converting from CO abundance to H₂ in a protoplanetary disk additional corrections must be made to account for the reduced abundance of CO relative to H₂ in the surface layer, where CO is photodissociated, and near the cold midplane, where CO is frozen out onto dust grains (Miotello et al, 2014). Chemical reactions within the disk also destroy CO (Schwarz et al, 2018). This reduction in the CO gas abundance varies from disk to disk and as a function of location within a single disk (Zhang et al, 2019), introducing large uncertainties when converting to total gas mass.

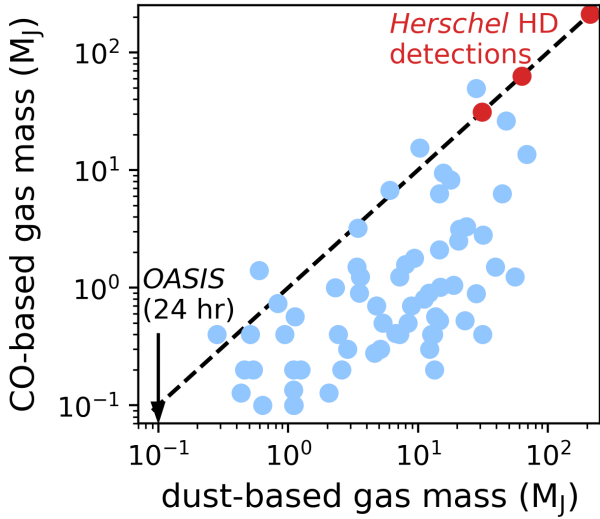


Fig. 5 Blue dots show disparity between disk mass estimates based on CO (y axis) and dust continuum (x axis) observations with ALMA. The two mass tracers rarely agree (dashed line), with CO-based measurements, often giving a lower mass. Red dots show the mass derived from the HD 1-0 line. HD observations allow a more direct measurement of gas mass. Due to low integration times and limited sensitivity, *Herschel* only detected HD in three massive disks. *OASIS* will measure total gas mass in 100+ protoplanetary systems down to 0.1 Jupiter masses.

Given the myriad assumptions that go into each technique, it is not surprising that the two methods of determining gas mass rarely agree (Figure 5). In fact, most observed disks appear to have significantly less gas than expected from the dust when using CO as the mass probe. Alternative mass probes, preferably requiring fewer assumptions, are needed to determine the true disk gas mass. One possibility is to use the disk rotation curve to constrain the enclosed mass. This technique has recently been demonstrated for a disk with a large total mass of 0.08 ± 0.04 solar masses (Veronesi et al, 2021). However, because disks must always be less massive than the central star in order to remain gravitationally stable, the contribution of the disk to the rotation curve is small. Thus, this technique is only feasible for a small number of the most massive disks.

As an exciting alternative, the H_2 isotopologue HD can be used to trace disk mass while avoiding many of the limitations of other mass tracers. The HD abundance relative to H_2 is well constrained. HD emission is optically thin and not subject to the chemical processing that can change the CO abundance relative to H_2 (Bergin and Williams, 2017). However, accurate determination of the gas mass still requires knowledge of the disk temperature structure, as HD does not emit appreciably below 20 K.

Near the end of its lifetime, *Herschel* targeted HD in seven systems, resulting in three detections (Figure 4, Bergin et al, 2013b; McClure et al, 2016). These were all massive disks, with the HD-derived gas masses of 30-210 M_J . Crucially, these mass measurements reveal that both CO and H_2O gas are depleted in these disks relative to the ISM (Du et al, 2015; Schwarz et al, 2016). No current observatory is capable of detecting HD. *OASIS* will measure the total gas mass in ~ 100 protoplanetary systems, down to masses as low as 0.1 M_J . When combined with *OASIS* observations of cold water vapor, this determines the amount of water

removed from the outer disk and placed into water ice in the planet forming midplane.

4.4.1 A survey of protoplanetary disk mass

OASIS will measure disk gas mass in a wide range of protoplanetary systems. The high sensitivity of *OASIS* will allow it to detect HD at a 5-sigma level in disks down to 0.1 Jupiter masses with 24 hours on source, based on model fluxes (Trapman et al, 2017). This is a factor of 300 more sensitive than what was achieved with *Herschel*. Converting the HD detections into an accurate total gas mass requires knowledge of the disk temperature structure. The design of *OASIS* allows for simultaneous observations in the four bands. Thus, while integrating on HD, *OASIS* will be able to observe multiple H₂¹⁶O and ¹²CO lines spanning 55-1729 K in excitation energy, compared to 128.49 K for the HD J=1 excited state. These optically thick lines will provide direct measurements of the gas temperature throughout the disk. With *OASIS*'s high spectral resolution, doppler tomography can then be used to map temperatures to a physical radius in the disk. Thus, *OASIS* observations can be used to obtain measurements of the disk gas masses without the need for ancillary data.

At 2.675 THz, the frequency of the HD J = 1-0 line, the diffraction-limited beam size of *OASIS* is $\sim 1.6''$. The largest protoplanetary disks have gas disks which subtend up to 10'' on the sky. Thus, *OASIS* will be able to spatially map the HD emission in protoplanetary disks for the first time. In unresolved disks with strong HD detections, doppler tomography of the HD spectral line can be used to similar effect. When paired with temperature maps based on H₂¹⁶O and CO, this will greatly improve constraints on the temperature of the HD emission and thus result in greater precision when determining the disk gas mass. Additionally, we will be able to map H₂ surface density profiles from the HD emission line profile — this is completely unique information. Accurate surface density profiles are important for determining dynamics in protoplanetary disks, particularly in the most massive systems, where local over-densities can drive instability, ultimately leading to the formation of massive planets. The gas masses derived from HD will then be combined with the water vapor abundances from H₂¹⁸O to determine the total (gas+ice) water content of protoplanetary disks.

5 Baseline and Threshold Observations

The limited number of cold water vapor detections in protoplanetary disks to date are biased toward the most massive systems (Zhang et al, 2013; Fedele et al, 2013; Du et al, 2017). To probe the timescale over which pebble growth / migration, planetesimal formation, and giant planet formation operate, we will study > 120 disks in the one year Baseline *OASIS* mission and ~ 40 disks in the six month Threshold Mission, spanning a range of evolutionary states, including Class I (envelope + disk), Class II (disk only), and intermediate flat-spectrum sources. Targets will cover a range of expected disk masses and radial extents, with the average disk being far more compact than the large disks that are typically

studied. We will also study the impact of stellar properties that are expected to influence water abundance and distribution (spectral type, accretion rate, and multiplicity). The large collecting area of *OASIS* allows the first statistical study of water in protoplanetary disks spanning a large range of physical properties. In the ~ 10 targets with gas disks 6 - 10" in diameter, *OASIS* will spatially resolve the distribution of cold water vapor for the first time.

Near the start of its mission, *OASIS* will carry out deep spectral scans across all four bands toward one to two Class 0/I sources, Class II sources, and flat spectrum sources representative of the sample. The observed spectral properties will be used to optimize the list of targeted transitions in the broader sample. These observations will be an order of magnitude more sensitive than the deepest observations with Herschel. *OASIS* will then survey additional disks in specific, well-chosen wavelength settings. Over its one-year baseline mission, *OASIS* will obtain similar observations of many more disks, including 20+ Class I sources with weak molecular envelopes and 100+ Class II and flat-spectrum sources. Based upon available models and Herschel data, the expected integration time required to achieve $\sim 5\sigma$ detections toward the weakest target line (HD) will be between ~ 1 and 12 hours, depending on disk mass and distance. *OASIS*' unique combination of sensitivity, spectral resolution, and broad spectral coverage is likely to produce many discoveries beyond the science described here.

Acknowledgments. K.S. acknowledges support from the European Research Council under the European Union's Horizon 2020 research and innovation program under grant agreement No. 832428-Origins. J.B.B. acknowledges support from NASA through the NASA Hubble Fellowship grant No. HST-HF2-51429.001-A awarded by the Space Telescope Science Institute, which is operated by the Association of Universities for Research in Astronomy, Incorporated, under NASA contract NAS5-26555.

References

- Andre P, Ward-Thompson D, Barsony M (2000) From Prestellar Cores to Protostars: the Initial Conditions of Star Formation. In: Mannings V, Boss AP, Russell SS (eds) Protostars and Planets IV, p 59, [astro-ph/9903284](https://doi.org/10.1017/9780521853713.004)
- Andrews SM, Terrell M, Tripathi A, et al (2018) Scaling Relations Associated with Millimeter Continuum Sizes in Protoplanetary Disks. *Astrophys J* 865(2):157. <https://doi.org/10.3847/1538-4357/aadd9f>, <https://arxiv.org/abs/1808.10510> [astro-ph.EP]
- Bergin EA, Williams JP (2017) The Determination of Protoplanetary Disk Masses, vol 445. Springer
- Bergin EA, Hogerheijde MR, Brinch C, et al (2010) Sensitive limits on the abundance of cold water vapor in the DM Tauri protoplanetary disk. *Astron Astrophys* 521:L33. <https://doi.org/10.1051/0004-6361/201015104>, <https://arxiv.org/abs/1007.2129> [astro-ph.SR]

- Bergin EA, Cleeves LI, Crockett NR, et al (2013a) Chemistry in Star Forming Regions - Herschel Looking Towards ALMA. In: Kawabe R, Kuno N, Yamamoto S (eds) *New Trends in Radio Astronomy in the ALMA Era: The 30th Anniversary of Nobeyama Radio Observatory*, p 185
- Bergin EA, Cleeves LI, Gorti U, et al (2013b) An old disk still capable of forming a planetary system. *Nature* 493:644–646. <https://doi.org/10.1038/nature11805>, <https://arxiv.org/abs/arXiv:1303.1107> [astro-ph.SR]
- Bergner JB, Shirley YL, Jørgensen JK, et al (2022) Astrochemistry with the Orbiting Astronomical Satellite for Investigating Stellar Systems (OASIS). *Frontiers in Astronomy and Space Sciences* 8:246. <https://doi.org/10.3389/fspas.2021.793922>, <https://arxiv.org/abs/arXiv:2111.07456> [astro-ph.GA]
- Chiang E, Laughlin G (2013) The minimum-mass extrasolar nebula: in situ formation of close-in super-Earths. *Mon Not R Astron Soc* 431(4):3444–3455. <https://doi.org/10.1093/mnras/stt424>, <https://arxiv.org/abs/arXiv:1211.1673> [astro-ph.EP]
- Drazkowska J, Bitsch B, Lambrechts M, et al (2022) Planet Formation Theory in the Era of ALMA and Kepler: from Pebbles to Exoplanets. arXiv e-prints arXiv:2203.09759. <https://arxiv.org/abs/arXiv:2203.09759> [astro-ph.EP]
- Du F, Bergin EA, Hogerheijde MR (2015) Volatile depletion in the TW Hydrae disk atmosphere. *Astrophys J letters* 807:L32. <https://doi.org/10.1088/2041-8205/807/2/L32>, <https://arxiv.org/abs/arXiv:1506.03510> [astro-ph.SR]
- Du F, Bergin EA, Hogerheijde M, et al (2017) Survey of Cold Water Lines in Protoplanetary Disks: Indications of Systematic Volatile Depletion. *Astrophys J* 842:98. <https://doi.org/10.3847/1538-4357/aa70ee>, <https://arxiv.org/abs/arXiv:1705.00799> [astro-ph.SR]
- Fedele D, Bruderer S, van Dishoeck EF, et al (2013) Probing the Radial Temperature Structure of Protoplanetary Disks with Herschel/HIFI. *Astrophys J letters* 776:L3. <https://doi.org/10.1088/2041-8205/776/1/L3>, <https://arxiv.org/abs/arXiv:1309.2133> [astro-ph.SR]
- Fernandes RB, Mulders GD, Pascucci I, et al (2019) Hints for a Turnover at the Snow Line in the Giant Planet Occurrence Rate. *Astrophys J* 874(1):81. <https://doi.org/10.3847/1538-4357/ab0300>, <https://arxiv.org/abs/arXiv:1812.05569> [astro-ph.SR]
- Greenberg R, Wacker JF, Hartmann WK, et al (1978) Growth of Planets from Planetesimals. In: *Lunar and Planetary Science Conference, Lunar and Planetary Science Conference*, pp 413–415

- Hayashi C (1981) Structure of the Solar Nebula, Growth and Decay of Magnetic Fields and Effects of Magnetic and Turbulent Viscosities on the Nebula. *Progress of Theoretical Physics Supplement* 70:35–53. <https://doi.org/10.1143/PTPS.70.35>
- Hogerheijde MR, Bergin EA, Brinch C, et al (2011) Detection of the Water Reservoir in a Forming Planetary System. *Science* 334(6054):338. <https://doi.org/10.1126/science.1208931>, <https://arxiv.org/abs/arXiv:1110.4600> [astro-ph.SR]
- Huang J, Andrews SM, Cleeves LI, et al (2018) CO and Dust Properties in the TW Hya Disk from High-resolution ALMA Observations. *Astrophys J* 852(2):122. <https://doi.org/10.3847/1538-4357/aaa1e7>, <https://arxiv.org/abs/arXiv:1801.03948> [astro-ph.SR]
- Ida S, Yamamura T, Okuzumi S (2019) Water delivery by pebble accretion to rocky planets in habitable zones in evolving disks. *Astron Astrophys* 624:A28. <https://doi.org/10.1051/0004-6361/201834556>, <https://arxiv.org/abs/arXiv:1901.04611> [astro-ph.EP]
- Kennedy GM, Kenyon SJ (2008) Planet Formation around Stars of Various Masses: The Snow Line and the Frequency of Giant Planets. *Astrophys J* 673(1):502–512. <https://doi.org/10.1086/524130>, <https://arxiv.org/abs/arXiv:0710.1065> [astro-ph]
- Kokubo E, Ida S (1998) Oligarchic Growth of Protoplanets. *Icarus* 131(1):171–178. <https://doi.org/10.1006/icar.1997.5840>
- Krijt S, Ciesla FJ, Bergin EA (2016) Tracing Water Vapor and Ice During Dust Growth. *Astrophys J* 833:285. <https://doi.org/10.3847/1538-4357/833/2/285>, <https://arxiv.org/abs/arXiv:1610.06463> [astro-ph.EP]
- Krijt S, Bosman AD, Zhang K, et al (2020) CO Depletion in Protoplanetary Disks: A Unified Picture Combining Physical Sequestration and Chemical Processing. *Astrophys J* 899(2):134. <https://doi.org/10.3847/1538-4357/aba75d>, <https://arxiv.org/abs/arXiv:2007.09517> [astro-ph.SR]
- Law CJ, Loomis RA, Teague R, et al (2021) Molecules with ALMA at Planet-forming Scales (MAPS). III. Characteristics of Radial Chemical Substructures. *ApJS* 257(1):3. <https://doi.org/10.3847/1538-4365/ac1434>, <https://arxiv.org/abs/arXiv:2109.06210> [astro-ph.EP]
- Lin DNC, Bodenheimer P, Richardson DC (1996) Orbital migration of the planetary companion of 51 Pegasi to its present location. *Nature* 380(6575):606–607. <https://doi.org/10.1038/380606a0>

- Long F, Herczeg GJ, Harsono D, et al (2019) Compact Disks in a High-resolution ALMA Survey of Dust Structures in the Taurus Molecular Cloud. *Astrophys J* 882(1):49. <https://doi.org/10.3847/1538-4357/ab2d2d>, <https://arxiv.org/abs/arXiv:1906.10809> [astro-ph.SR]
- McClure MK, Espaillat C, Calvet N, et al (2015) Detections of Trans-Neptunian Ice in Protoplanetary Disks. *Astrophys J* 799(2):162. <https://doi.org/10.1088/0004-637X/799/2/162>, <https://arxiv.org/abs/arXiv:1411.7618> [astro-ph.EP]
- McClure MK, Bergin EA, Cleeves LI, et al (2016) Mass Measurements in Protoplanetary Disks from Hydrogen Deuteride. *Astrophys J* 831:167. <https://doi.org/10.3847/0004-637X/831/2/167>, <https://arxiv.org/abs/arXiv:1608.07817> [astro-ph.SR]
- Miotello A, Bruderer S, van Dishoeck EF (2014) Protoplanetary disk masses from CO isotopologue line emission. *Astron Astrophys* 572:A96. <https://doi.org/10.1051/0004-6361/201424712>, <https://arxiv.org/abs/arXiv:1410.2093> [astro-ph.SR]
- Morbidelli A, Chambers J, Lunine JJ, et al (2000) Source regions and time scales for the delivery of water to Earth. *Meteoritics & Planet Sci* 35(6):1309–1320. <https://doi.org/10.1111/j.1945-5100.2000.tb01518.x>
- Notsu S, Nomura H, Ishimoto D, et al (2016) Candidate Water Vapor Lines to Locate the H₂O Snowline through High-dispersion Spectroscopic Observations. I. The Case of a T Tauri Star. *Astrophys J* 827(2):113. <https://doi.org/10.3847/0004-637X/827/2/113>, <https://arxiv.org/abs/arXiv:1606.05828> [astro-ph.EP]
- Owen T, Bar-Nun A, Kleinfeld I (1992) Possible cometary origin of heavy noble gases in the atmospheres of Venus, Earth and Mars. *Nature* 358(6381):43–46. <https://doi.org/10.1038/358043a0>
- Pollack JB, Hubickyj O, Bodenheimer P, et al (1996) Formation of the Giant Planets by Concurrent Accretion of Solids and Gas. *Icarus* 124(1):62–85. <https://doi.org/10.1006/icar.1996.0190>
- Rasio FA, Ford EB (1996) Dynamical instabilities and the formation of extrasolar planetary systems. *Science* 274:954–956. <https://doi.org/10.1126/science.274.5289.954>
- Riviere-Marichalar P, Ménard F, Thi WF, et al (2012) Detection of warm water vapour in Taurus protoplanetary discs by Herschel. *Astron Astrophys* 538:L3. <https://doi.org/10.1051/0004-6361/201118448>, <https://arxiv.org/abs/arXiv:1112.4850> [astro-ph.SR]

- Schwarz KR, Bergin EA, Cleeves LI, et al (2016) The Radial Distribution of H₂ and CO in TW Hya as Revealed by Resolved ALMA Observations of CO Isotopologues. *Astrophys J* 823:91. <https://doi.org/10.3847/0004-637X/823/2/91>, <https://arxiv.org/abs/arXiv:1603.08520> [astro-ph.SR]
- Schwarz KR, Bergin EA, Cleeves LI, et al (2018) Unlocking CO Depletion in Protoplanetary Disks. I. The Warm Molecular Layer. *Astrophys J* 856(1):85. <https://doi.org/10.3847/1538-4357/aaae08>, <https://arxiv.org/abs/arXiv:1802.02590> [astro-ph.EP]
- National Academies of Sciences E, Medicine (2021) Pathways to Discovery in Astronomy and Astrophysics for the 2020s. The National Academies Press, Washington, DC, <https://doi.org/10.17226/26141>, URL <https://www.nap.edu/catalog/26141/pathways-to-discovery-in-astronomy-and-astrophysics-for-the-2020s>
- Shu FH, Adams FC, Lizano S (1987) Star formation in molecular clouds: observation and theory. *Annual Review of Astron and Astrophys* 25:23–81. <https://doi.org/10.1146/annurev.aa.25.090187.000323>
- Trapman L, Miotello A, Kama M, et al (2017) Far-infrared HD emission as a measure of protoplanetary disk mass. *Astron Astrophys* 605:A69. <https://doi.org/10.1051/0004-6361/201630308>, <https://arxiv.org/abs/arXiv:1705.07671> [astro-ph.SR]
- Trapman L, Facchini S, Hogerheijde MR, et al (2019) Gas versus dust sizes of protoplanetary discs: effects of dust evolution. *Astron Astrophys* 629:A79. <https://doi.org/10.1051/0004-6361/201834723>, <https://arxiv.org/abs/arXiv:1903.06190> [astro-ph.EP]
- van Dishoeck EF, Kristensen LE, Mottram JC, et al (2021) Water in star-forming regions: physics and chemistry from clouds to disks as probed by Herschel spectroscopy. *Astron Astrophys* 648:A24. <https://doi.org/10.1051/0004-6361/202039084>, <https://arxiv.org/abs/arXiv:2102.02225> [astro-ph.GA]
- Veronesi B, Paneque-Carreño T, Lodato G, et al (2021) A Dynamical Measurement of the Disk Mass in Elias 227. *Astrophys J letters* 914(2):L27. <https://doi.org/10.3847/2041-8213/abfe6a>, <https://arxiv.org/abs/arXiv:2104.09530> [astro-ph.EP]
- Walker CK, Chin G, Aalto S, et al (2021) Orbiting Astronomical Satellite for Investigating Stellar Systems (OASIS): following the water trail from the interstellar medium to oceans. In: Hull TB, Kim D, Hallibert P, et al (eds) *Astronomical Optics: Design, Manufacture, and Test of Space and Ground Systems III*, International Society for Optics and Photonics, vol 11820. SPIE, pp 181 – 232, URL <https://doi.org/10.1117/12.2594847>

- Zhang K, Pontoppidan KM, Salyk C, et al (2013) Evidence for a Snow Line beyond the Transitional Radius in the TW Hya Protoplanetary Disk. *Astrophys J* 766(2):82. <https://doi.org/10.1088/0004-637X/766/2/82>, <https://arxiv.org/abs/arXiv:1302.3655> [astro-ph.EP]
- Zhang K, Bergin EA, Schwarz K, et al (2019) Systematic Variations of CO Gas Abundance with Radius in Gas-rich Protoplanetary Disks. *Astrophys J* 883(1):98. <https://doi.org/10.3847/1538-4357/ab38b9>, <https://arxiv.org/abs/arXiv:1908.03267> [astro-ph.EP]