



Learning by Asking for Embodied Visual Navigation and Task Completion

Ying Shen, Ismini Lourentzou
 Computer Science Department
 Virginia Tech
 {yings, ilourentzou}@vt.edu

Abstract

The research community has shown increasing interest in designing intelligent embodied agents that can assist humans in accomplishing tasks. Despite recent progress on related vision-language benchmarks, most prior work has focused on building agents that follow instructions rather than endowing agents the ability to ask questions to actively resolve ambiguities arising naturally in embodied environments. To empower embodied agents with the ability to interact with humans, in this work, we propose an **Embodied Learning-By-Asking (ELBA)** model that learns when and what questions to ask to dynamically acquire additional information for completing the task. We evaluate our model on the TEACH vision-dialog navigation and task completion dataset. Experimental results show that ELBA achieves improved task performance compared to baseline models without question-answering capabilities.

1. Introduction

Over the past years, the research community has shown increasing interest in designing embodied agents that can perform a variety of tasks through navigation and interaction with the environment. As a result, a diverse range of embodied AI tasks have been proposed, ranging from vision-language navigation [2, 11] and vision-language task completion [29, 37] to rearrangement [5, 47] and embodied Question Answering (QA) [8, 48]. These tasks focus on addressing the challenges of endowing the agents with various abilities, such as navigating to a specific location and manipulating multiple different objects within the environment.

Although there have been significant advancements in all these embodied AI tasks, one core research challenge yet to be solved in this domain is human-agent interaction. The ultimate goal of embodied AI is to develop interactive intelligent agents that can assist humans in various tasks. The agent must understand and execute human instruction and interact with humans to resolve ambiguities arising naturally in real-world scenarios. In this regard, a significant chal-

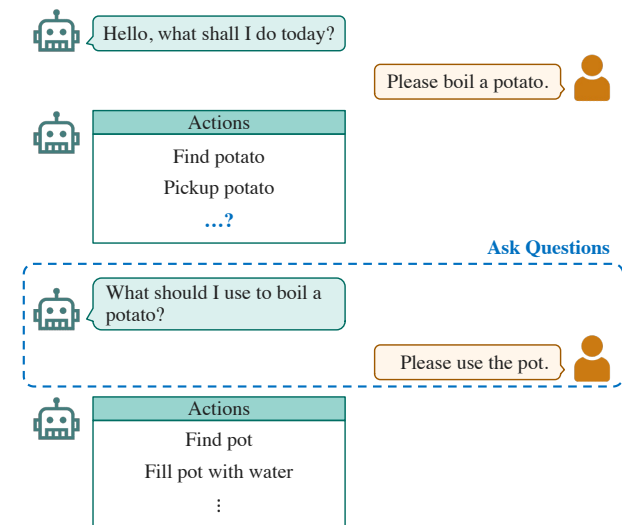


Figure 1. **Embodied Learning-By-Asking** An example task ‘‘Boil Potato’’ which involves an agent (on the left) and an oracle (on the right). The goal for the agent is to complete the task via navigating through and interacting with the environment. The agent has the ability to ask questions when it does not know which actions to perform next. The agent can receive guidance based on the oracle response, and take a more confident action to continue accomplishing the task.

lenge is empowering the agent to ask questions in real time when performing everyday tasks. Despite recent progress in vision-language navigation and task completion, most prior work has focused on building agents that understand human instructions [41, 45, 52, 54] rather than endowing these agents with the ability to ask questions and receive additional information from humans. Some recent attempts at human-agent interaction investigate the use of oracle answers for training interactive agents, avoiding the need for extensive human involvement [7, 13, 28, 38, 55]. Yet, most of the methods are only restricted to navigation tasks and are often limited in the types and forms of oracle answers (*e.g.*, the oracle answers are often created by templates). Such constrained template-based solutions not only restrict the

applicability in open domains but are also especially inapplicable for tackling complex tasks and natural interactions with humans. In contrast to pure navigation tasks, where it is relatively straightforward for agents to ask questions at any time as ground truth answers are well-defined (*e.g.*, the oracle’s answer could be the best next step obtained by computing the distance between current and target location), in vision-dialog task completion and object interaction the best next step is not always clear since there may exist multiple ways of completing a task.

In this work, we propose *Embodied Learning-By-Asking (ELBA)*, a model that learns *when* to ask and *what* to ask when performing household tasks¹. Currently, there is limited research on learning to ask questions in vision-dialog navigation and task completion, making our work distinct. Precisely, *ELBA* consists of a newly introduced confusion module that enables the agent to ask questions based on its confusion level. We measure the confusion level using two different methods, entropy-based confusion, and gradient-based confusion. To generate helpful answers, we first introduce a *PLANNER* module to predict high-level future sub-goal instructions. Then, we further propose a *QA GENERATOR* that can create a set of free-form and template-based question-answer pairs and a *QA EVALUATOR* module that allows the agent to pick the most appropriate question based on the estimated scores. Finally, we evaluate our approach on vision-language navigation and task completion and further present ablation studies on how varying the confusion methods and QA types impact the model’s performance. Experimental results show that *ELBA* achieves competitive performance compared to the baseline, demonstrating the advantage of the proposed agent’s ability to dynamically ask questions. The main contributions of this work can be summarized as follows:

- We introduce an *Embodied Learning-By-Asking (ELBA)* model that learns when to ask and what to ask for vision-dialog navigation and task completion. In contrast to prior work, our proposed model can ask questions both in templates and free-form formats.
- We demonstrate the effectiveness of the proposed approach and show that *ELBA* outperforms baselines on vision-dialog task completion.
- We further verify that the ability to dynamically ask questions improves task performance in embodied household tasks.

¹<https://github.com/PLAN-Lab/ELBA>

2. Related Work

2.1. Embodied Vision-Language Planning

Recent advancements in areas of embodied AI and multimodal machine learning have led to the emergence of various embodied vision-language planning tasks [10], such as Vision-Language Navigation (VLN) [1, 11, 16, 30, 44], Vision-Dialog Navigation (VDN) [9, 28, 41], and Vision-Dialog Navigation and Task Completion [27, 29, 40]. This family of works primarily focused on embodied navigation and object manipulation problems. Each task concentrated on distinct challenges, including navigation, object interaction, instruction following, and human-robot conversation.

Despite recent progress on these embodied vision-language planning tasks, most works have focused on building agents that understand human instructions [1, 11, 16, 30, 44] or simply use dialog as historical information alone [9, 41, 45, 54] rather than endowing agents the ability to ask questions and actively acquire additional information. However, in practice, robots operating in human spaces need not only to understand and execute human instructions but also to interact with humans to resolve ambiguities arising naturally when performing complex tasks. Our work presents the first embodied agent that can dynamically decide when and what to ask for vision-dialog task completion.

2.2. Multimodal Transformers

A significant body of research has demonstrated the success of Transformer models [42] in natural language processing. Furthermore, with the recent advances in multimodal machine learning, many works have employed Transformer models in multimodal settings, demonstrating improvements on various multimodal tasks [17, 20, 24]. In general, multimodal transformers learn a joint representation of multiple modalities through different architectures. These pre-trained models can later be applied to various multimodal downstream tasks such as visual question answering [3], visual entailment [50], visual commonsense reasoning [51], vision-language navigation [1], *etc.*

Embodied vision-language planning tasks are inherently multimodal and require jointly learning representations of multiple modalities such as instructions, the sequence of observations along the corresponding trajectory, and the sequence of actions. This leads to the use of multimodal transformer architectures designed explicitly for embodied vision-language planning [6, 15, 21, 30]. Hao et al. [15] presents the first pre-training and fine-tuning paradigm for vision-navigation tasks using multimodal transformers. Pashkevich et al. [30] utilizes separate encoders for language, vision, and action to encode modality-specific information and then uses two multimodal transformer layers to fuse the information from the separate encoders. Building upon the success of multimodal Transformer models in embodied

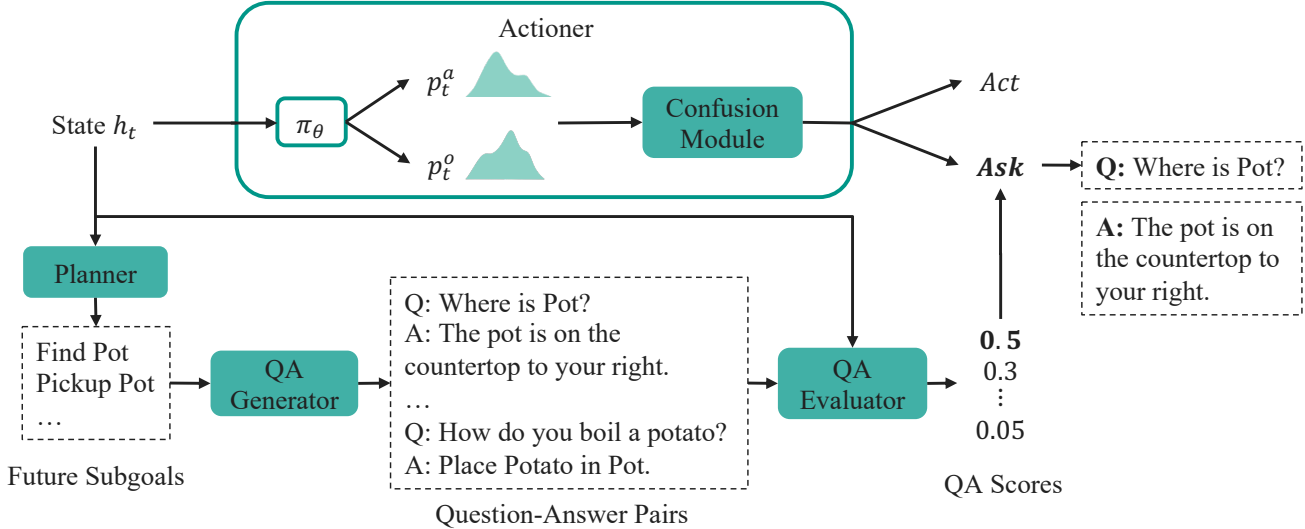


Figure 2. **Embodied Learning-By-Asking (ELBA) overview.** At every time step t , the ACTIONER encodes the state information s_{t-1} and outputs the action and object distribution (p_t^a, p_t^o) . The confusion module then determines the agent’s confusion level by measuring either the entropy of the predicted distribution or the gradient magnitude of the model. If the confusion level exceeds a certain threshold, the agent will try to ask a question. Based on the state history, the PLANNER predicts high-level future sub-goal instructions which are later used to generate candidate answers. The QA GENERATOR then creates a set of candidate question-answer pairs based on the PLANNER outputs. The QA EVALUATOR assigns a score to each QA pair, indicating their suitability for the current state, and ranks all QA pairs. The agent samples a pair from the top- k QA pairs and asks the corresponding question if the confusion level decreases after incorporating the chosen QA pair.

vision-language planning tasks, our work aims to build an embodied agent that can learn when and what questions to ask during task performance.

2.3. Visual Question Generation

Visual Question Generation (VQG) aims to generate questions from referenced visual content [26, 53]. Depending on type of visual content, this task can be further divided into image-based question generation [19, 25, 43] and video-based question generation [39, 46]. With the progress in embodied AI, researchers have proposed visual question-answering tasks in embodied environments [8, 14]. However, these works focus more on the agent’s ability to plan actions in the environment in order to answer questions. Recently, Gao et al. [12] proposed a new Env-QA dataset that focuses on evaluating the visual ability of environment understanding by asking the agent to answer questions based on an ego-centric video composed of a series of actions that happened in the environment. Our work draws inspiration from relevant VQG works and introduces an answer-aware question generator, enabling the embodied agent to ask task-relevant questions based on the given context and answers.

2.4. Learning by Asking Questions

Recent works also learn to accomplish navigation tasks by asking questions [7, 28, 34, 38, 55]. These works aim

to address two key challenges: determining when to ask questions [7, 28, 38, 55] and what to ask [34, 55]. However, they mainly focus on navigation tasks where it is relatively easy for the agent to ask questions to the oracle at any time since ground truth answers are well-defined. Recently, Gao et al. [13] proposed an embodied instruction-following benchmark, allowing the agent to ask questions actively (from a set of predefined question types) and use the information in response to improve the completion of a set of household tasks. However, in all aforementioned works, the agent is only allowed to ask template-based questions and/or answers, which restricts the diversity of the question-answer pairs. In contrast, our work differs from these methods by allowing the agent to ask questions in free form.

3. Problem Statement

Vision-Dialog Navigation and Task Completion requires an agent to engage in dialog, navigate through, and interact with the environment, following human instructions to complete various tasks. We formulate each task trajectory as a tuple $(x_{1:T}, v_{1:T}, \alpha_{1:T})$ of natural language dialog utterances, visual observations, and physical actions, where T is the trajectory length. The visual observations are a sequence of T egocentric images of the agent, *i.e.*, $v_{1:T} = [v_1, \dots, v_t, \dots, v_T]$. The physical actions are a sequence of T actions taken by the agent, *i.e.*,

$\alpha_{1:T} = [\alpha_1, \dots, \alpha_t, \dots, \alpha_T]$, where $\alpha_t \in \mathcal{A}$. The physical action space $\mathcal{A} = \{\mathcal{A}^N, \mathcal{A}^I\}$ consists of two types of actions: (1) *navigation actions* \mathcal{A}^N that move the agent in discrete steps (e.g., Turn Right, Pan Left, Forward, etc.) and (2) *interaction actions* \mathcal{A}^I that allow the agent to interact with the objects in the environment (e.g., Pickup, Slice, Open, etc.). We denote $\pi_\theta(s_t) = (p_t^\alpha, p_t^o)$ the action and object distributions of the learned agent policy.

At each time step t , given the state information $s_{t-1} = (x_{1:t-1}, v_{1:t-1}, \alpha_{1:t-1})$, the agent must select the next action $\alpha_t \in \mathcal{A}$ to complete the task. To empower the agent with the ability to ask questions in ambiguous situations, we propose to learn when and what questions to ask in order to acquire additional information for completing the task. Thus, at each time step t , and before selecting the next action, the agent needs to decide whether to form a question q_t and include the respective question and answer pair (q_t, a_t) in the state information. Then, given the augmented state information $\tilde{s}_{t-1} = (x_{1:t-1}, q_t, a_t, v_{1:t-1}, \alpha_{1:t-1})$, the agent will select the next action based on \tilde{s}_{t-1} . We describe the overall model architecture in the next section.

4. Embodied Learning-By-Asking

The proposed Embodied Learning-By-Asking model (ELBA) consists of four major components: an ACTIONER, a PLANNER, a QA GENERATOR, and a QA EVALUATOR.

At each time step t , the ACTIONER encodes the state information s_{t-1} and predicts the next action and object distribution $\pi_\theta(s_{t-1}) = (p_t^\alpha, p_t^o)$. The ACTIONER’s *confusion module* then determines the agent’s confusion level by measuring either the entropy of the predicted distribution or the gradient magnitude of the model (more details are given in subsection 4.1). If the confusion level is greater than a threshold, the agent will attempt to ask a question. We introduce a PLANNER module to predict high-level future sub-goal instructions to use as candidate answers. The QA GENERATOR constructs a set of K candidate question-answer pairs $\mathcal{Q}_t = \{(q_t^i, a_t^i)\}_{i=1}^K$ by generating answer-aware questions based on the PLANNER’s candidate answers. The QA EVALUATOR computes a score $\phi(q_t^i, a_t^i), \forall i = 1, \dots, K$ for each question-answer pair, determining how suitable each question-answer pair is for the given state, and then ranks and selects the top- k pairs, i.e.,

$$\mathcal{R}_t^* = \arg \max_{\mathcal{R}_t \subset \mathcal{Q}_t, |\mathcal{R}_t| = k} \sum_{(q_t^i, a_t^i) \in \mathcal{R}_t} \phi(q_t^i, a_t^i). \quad (1)$$

The agent samples a question and its corresponding answer $(q_t^*, a_t^*) \sim \mathcal{R}_t^*$ according to the normalized score distribution. If the agent’s confusion level decreases by incorporating the sampled question-answer pair into the state information, then the agent will “ask” the respective question before selecting its next action. Figure 2 presents an overview of ELBA.

4.1. ACTIONER

We build the ACTIONER based on the Episodic Transformer (E.T.) model [30], a multimodal transformer [42] that encodes state information, including visual observations, actions, and dialog, and then predicts the following action and the possible object involved.

Encoder: At each time step t , the ACTIONER encodes the state information $s_{t-1} = (x_{1:t-1}, v_{1:t-1}, \alpha_{1:t-1})$ including the history utterances $x_{1:t-1}$, visual observations $v_{1:t-1}$, and physical actions $\alpha_{1:t-1}$ through a multimodal encoder $f_e(\cdot)$:

$$h_{t-1} = f_e(s_{t-1}), \quad (2)$$

where h_{t-1} refers to the multimodal hidden state.

Decoder: The encoded hidden state h_{t-1} is passed through two multilayer perceptrons $\text{MLP}_\alpha(\cdot)$ and $\text{MLP}_o(\cdot)$ to predict the probability vector p_t^α and p_t^o of the next action and corresponding object, respectively:

$$p_t^\alpha = f_\alpha(h_{t-1}) = \sigma(\text{MLP}_\alpha(h_{t-1})) \quad (3)$$

$$p_t^o = f_o(h_{t-1}) = \sigma(\text{MLP}_o(h_{t-1})), \quad (4)$$

where $\sigma(\cdot)$ is the softmax activation, f_α and f_o are the decoder networks for action and object.

Confusion Module: The ACTIONER described so far can only predict navigation and interaction actions and is not capable of asking questions. We further introduce the confusion module that allows the agent to decide *when* to ask questions based on its level of confusion. We formalize the agent confusion in two different ways: entropy-based and gradient-based confusion.

For the **entropy-based confusion**, we model the confusion level through the entropy of the predicted action and object probability distributions, p_t^α and p_t^o . At each time step t , the agent will try to generate a question if the entropy of the action distribution is greater than a threshold $H(p_t^\alpha) > \epsilon_\alpha$ or if the entropy of the object distribution is greater than a threshold and the predicted action is an interaction action, i.e., $H(p_t^o) > \epsilon_o$ and $\hat{\alpha}_t \in \mathcal{A}^I$. The thresholds $\epsilon_\alpha, \epsilon_o$, therefore, control the overall confusion level. Finally, if the entropy is decreased by incorporating the sampled question-answer pair in the augmented state information $\tilde{s}_{t-1} = (x_{1:t-1}, q_t^*, a_t^*, v_{1:t-1}, \alpha_{1:t-1})$, the agent will ask the generated question.

On the other hand, **gradient-based confusion** models the confusion level through the gradient magnitude. We measure the agent’s confusion level by computing the gradient g_t of the loss w.r.t. the multimodal hidden state h_{t-1} .

$$g_t = \nabla_{h_{t-1}} \left(\mathcal{L}(f_\alpha(h_{t-1}), \alpha_t) + \mathcal{L}(f_o(h_{t-1}), o_t) \right), \quad (5)$$

where $\mathcal{L}(\cdot, \cdot)$ denotes the loss function, $f_\alpha(\cdot, \cdot)$ and $f_o(\cdot, \cdot)$ are the decoder networks for action and object, respectively.

However, one difficulty in computing the gradient is that it requires knowledge of the ground truth action and object (α_t^*, o_t^*) . To address this, Ash et al. [4] propose to treat the model’s prediction as the ground truth pseudo-label and prove that the gradient norm using this pseudo-label serves as the lower bound of the gradient norm induced by the ground-truth label. Specifically, given the predicted action and object probability distributions (p_t^α, p_t^o) at time step t , the most likely action $\hat{\alpha}_t$ and object \hat{o}_t can be formalized as

$$\hat{\alpha}_t = \arg \max_{\alpha} p_t^\alpha \quad (6)$$

$$\hat{o}_t = \arg \max_o p_t^o. \quad (7)$$

Therefore, by replacing the ground truth action and object (α_t^*, o_t^*) with the predicted $(\hat{\alpha}_t, \hat{o}_t)$, we can compute the gradient of the multimodal hidden state h_{t-1} as:

$$g_t = \nabla_{h_{t-1}} \left(\mathcal{L}(f_\alpha(h_{t-1}), \hat{\alpha}_t) + \mathcal{L}(f_o(h_{t-1}), \hat{o}_t) \right). \quad (8)$$

Finally, we use the ℓ_2 norm of the gradient $\|g_t\|_2$ as the measure of confusion level, where a large norm indicates high uncertainty in the model’s prediction [4]. Similar to the entropy-based approach, the agent will try to generate a question if the norm of the gradient is greater than a threshold $\|g_t\|_2 > \epsilon$, and the agent will ask the selected question if it results in a decrease in confusion.

4.2. PLANNER

In contrast to navigation tasks, where the optimal next step is well-defined and often used as the oracle answer, determining the best next step in more complex tasks can be challenging. To address this, we employ sub-goal instructions as potential answers, as they provide information about the possible optimal next step. Specifically, we propose a PLANNER module to generate high-level future sub-goal instructions. Sub-goals can be viewed as high-level sub-tasks of a particular task. For example, given the task ‘‘Make a coffee’’, the sequence of sub-goals could be ‘‘Find the coffee machine’’ \rightarrow ‘‘Find the mug’’ \rightarrow ‘‘Pickup the mug’’, *etc.* These sub-goals can thus be used as candidate answers for generating answer-aware questions.

At each time step t , the PLANNER $f_p(\cdot)$ takes the concatenation of natural language utterances $x_{1:t-1}$ and all possible actions $\alpha_{1:|\mathcal{A}|} = [\alpha_1, \alpha_2, \dots, \alpha_{|\mathcal{A}|}]$ as input and generates a sequence of future sub-goals $z_{t:T}$,

$$z_{t:T} = f_p([x_{1:t-1}; \alpha_{1:|\mathcal{A}|}]), \quad (9)$$

where $[\cdot]$ denotes the concatenation operation and \mathcal{A} is the space of all physical actions from the pre-defined action set, *i.e.*, $\mathcal{A}_T \cup \mathcal{A}_N$. We make use of a pre-trained T5 model [33] as the backbone of the encoder-decoder in PLANNER and finetune it on the training dataset.

QA Type	QA Template
Location	Q: Where is [object]? A: The [object] is to your [direction] in/on the [container].
Appearance	Q: Where does [object] look like? A: The [object] is [color] and made of [material].
Direction	Q: Which [direction] should I turn to? A: You should turn [direction] / You don’t need to move.
Current/Next Sub-goal	Q: What is current/next sub-goal? A: [current/next sub-goal].

Table 1. Oracle QA Templates.

4.3. QA GENERATOR

The QA GENERATOR generates a set of candidate question-answer pairs from the extracted future sub-goals. The QA GENERATOR can generate two types of question-answer pairs: oracle and free-form model-generated QAs.

Oracle QA pairs: The oracle QA pairs are generated using pre-defined question-answer templates. We define five types of QA templates: Location, Appearance, Direction, and Current/Next Sub-goals. Table 1 shows examples of the templates for generating oracle QA pairs. We define the first three template types similar to [13] and utilize available object attribute information such as color, material, *etc.*, and the agent’s location in the simulated environment. For the Current/Next Sub-goals template, we leverage the outputs from the PLANNER.

Model-generated QA pairs: For the model-generated QA pairs, we first extract a set of candidate answers from generated future sub-goals $z_{t:T}$. Specifically, we first parse and extract all nouns from future sub-goals $z_{t:T}$. Then, we construct the set of candidate answers $\{a_t^i\}_{i=1}^K$ using the sub-goals $z_{t:T}$ and all the nouns extracted from each sub-goal. For example, given the sub-goal ‘‘Pickup potato’’, the constructed candidate answers are {potato, pickup potato}, and given the next sub-goal ‘‘Place the potato on the desk’’, the constructed candidate answers are {potato, desk, place potato on desk}. After removing repeated answers, the candidate answer set is {potato, pickup potato, desk, place potato on desk}. Finally, given the history utterance $x_{1:t-1}$ and each extracted answer a_t^i , we generate an answer-aware question using a Transformer model $f_q(\cdot, \cdot)$:

$$q_t^i = f_q(x_{1:t-1}, a_t^i). \quad (10)$$

We make use of the T5 model [33] finetuned on the SQUAD question generation dataset [35] as the QA generator transformer model f_q .

4.4. QA EVALUATOR

The QA EVALUATOR assigns a score $\phi(q_t^i, a_t^i)$ to each candidate question-answer pair by measuring the similarity between the state information and the question-answer pair.

The motivation is that, based on the current state information, the most suitable question-answer pair should have the highest similarity score among all candidate pairs.

We finetune a DistilBERT [36] model $f_{qa}(\cdot)$ to embed a question-answer pair $[q_t^i; a_t^i]$. Note that the DistilBERT model has a reserved special [CLS] token. Following BERT practices [18], we adopt the hidden state corresponding to this token as the embedding for the question-answer pair, denoted as $h_{qa_{i,t}}$. To embed state information, we use a multilayer perceptron projection layer and encode the hidden state information h_{t-1} from the ACTIONER. We denote the embedding of the state information s_t at time step t as h_{s_t} . We measure similarity $\phi(q_t^i, a_t^i)$ using the dot product between the ℓ_2 -normalized state information and question-answer pair embeddings,

$$\phi(q_t^i, a_t^i) = \frac{h_{s_t}}{\|h_{s_t}\|} \cdot \frac{h_{qa_{i,t}}}{\|h_{qa_{i,t}}\|}. \quad (11)$$

At training time, we sample a minibatch of N embedding pairs $\{(h_{s_t}, h_{qa_{i,t}})\}_{i=1}^N$ from the training data, and the QA EVALUATOR is trained to maximize the similarity of the N real pairs in the batch while minimizing the similarity of the embeddings of the $N^2 - N$ incorrect pairings. We adopt the N -pair contrastive loss used in CLIP [32].

5. Experimental Setup

5.1. Dataset & Baselines

We train and evaluate ELBA on TEACH [29], a dataset of over 3,000 human-human interactive dialogues to complete household tasks in simulation. For evaluation, we experiment on the EDH instances using the divided test seen and unseen splits of TEACH². The unseen test split consists of rooms that are unseen during training, while the seen test split contains rooms that are present/seen during training. We directly compare our proposed ELBA model with the E.T. baseline [29], which does not possess the ability to ask questions. The E.T. model baseline can be viewed as ELBA with only the ACTIONER module. Implementation details and hyperparameters can be found in Appendix A.

5.2. Evaluation Metrics

Following TEACH evaluation [29], we measure task success rate and task goal-condition completion rate.

Goal-Condition Success Rate (GC) Each task can contain multiple goal conditions. The goal-condition success rate is the ratio of goal conditions completed at the end of each episode, averaged across all episode trajectories [37].

Task Success Rate (SR) Task Success is defined as 1 if all goal conditions have been completed at the end of the

²<https://github.com/alexa/teach#teach-edh-offline-evaluation>

Model	Seen		Unseen	
	SR [TLW]	GC [TLW]	SR [TLW]	GC [TLW]
Baseline (E.T.)	15.2 [1.4]	15.6 [3.5]	4.8 [0.2]	3.3 [1.2]
ELBA w/E	15.5 [1.4]	19.4 [3.7]	5.3 [0.4]	3.8 [1.0]
ELBA w/G	15.6 [1.8]	17.1 [3.7]	5.1 [0.2]	3.6 [1.0]

Table 2. **Task and Goal-Condition Success.** Comparing E.T. baseline with ELBA variations with entropy-based confusion (ELBA w/E) and gradient-based confusion (ELBA w/G). Trajectory length weighted metrics are presented in [brackets]. All values are percentages (%). For all metrics, higher is better. Best performance is highlighted in **bold**. We perform each experiment twice and report the averaged score.

episode and 0 otherwise. The final score is calculated as the average across all episodes.

Trajectory Length Weighted (TLW) Metrics We include path-weighted versions of both metrics that consider the length of the action sequence. For example, for a reference trajectory L and inferred trajectory \hat{L} , we calculate Trajectory Length Weighted Task Success Rate (SR [TLW]) as

$$\text{SR [TLW]} = \text{SR} * \frac{|L|}{\max(|L|, |\hat{L}|)}. \quad (12)$$

Similar calculation holds for Trajectory Length Weighted Goal-Condition Success Rate (GC [TLW]).

6. Results and Discussion

We design experiments to answer the following research questions: **(1) Impact of Asking Questions:** Direct comparison between our proposed ELBA model and the previous E.T. baseline model [29] that does not possess the ability to ask questions. **(2) Effect of Types of Questions:** We explore the performance of ELBA with different types of questions, oracle (template), free-form (model-generated), and a combination thereof. **(3) Effect of Question Timing:** We evaluate ELBA variants with two different question timings, ask when confused and ask at fixed time steps. **(4) Robustness of Confusion:** We evaluate the performance of ELBA with different confusion modules and thresholds.

6.1. Impact of Asking Questions

In Table 2, we observe that all variants of ELBA outperform the E.T. model on all metrics. As the E.T. model is a standalone ACTIONER, this competitive performance of ELBA compared to E.T. emphasizes the advantage of asking questions. Furthermore, ELBA with entropy-based confusion (ELBA w/E) achieves relatively better performance on both seen and unseen test splits as compared to the gradient-based confusion method (ELBA w/G).

We note that the task at hand is quite complex, with success defined as completing all goal conditions within one episode, where each goal condition may require numerous

	Model	Seen		Unseen	
		SR [TLW]	GC [TLW]	SR [TLW]	GC [TLW]
	Baseline (E.T.)	15.2 [1.4]	15.6 [3.5]	4.8 [0.2]	3.3 [1.2]
ELBA w/E	ELBA – Oracle QA	16.0 [1.5]	19.4 [4.4]	4.9 [0.2]	3.6 [0.9]
	ELBA – Generated QA	15.6 [1.9]	19.0 [4.2]	4.9 [0.2]	3.6 [0.9]
	ELBA – Combined QA	15.5 [1.4]	19.4 [3.7]	5.3 [0.4]	3.8 [1.0]
ELBA w/G	ELBA – Oracle QA	15.4 [1.6]	17.8 [4.2]	5.0 [0.2]	3.8 [1.1]
	ELBA – Generated QA	15.5 [2.2]	18.6 [4.1]	5.4 [0.3]	3.8 [1.1]
	ELBA – Combined QA	15.6 [1.8]	17.1 [3.7]	5.1 [0.2]	3.6 [1.0]

Table 3. **Ablation study on question types.** Trajectory length weighted metrics are presented in [brackets]. All values are percentages (%). For all metrics, higher is better. Best performance is highlighted in **bold**. We perform each experiment twice and report the averaged score.

actions to achieve. Given the task complexity and number of actions required to complete one goal condition, our results are promising and encouraging. Moreover, our model also shows generalization ability by achieving gains on the unseen test split, including rooms not present during training.

6.2. Effect of Types of Questions

We conduct ablation studies to investigate the effectiveness of different types of questions: (1) *Oracle QA*: template-based oracle questions, (2) *Generated QA*: free-form model-generated questions, (3) *Combined QA*: the combination of *Oracle QA* and *Generated QA*. In Table 3, we report the performance of *ELBA w/E* and *ELBA w/G* when the agent is only allowed to ask one type of question. The results show that both the model with template-based oracle QAs (*ELBA – Oracle QA*) and the model with free-form model-generated QAs (*ELBA – Generated QA*) outperform the baseline model. We also observe that either the variation with the model-generated QAs (*ELBA – Generated QA*) or the model that combines both oracle and model-generated QAs (*ELBA – Combined QA*) achieve the best performance on most metrics for the unseen test split. This indicates the effectiveness of the proposed QA GENERATOR that combines template-based with free-form questions.

6.3. Effect of Question Timing

We also measure the change in performance with oracle QAs while varying the question timing, *i.e.*, evaluating whether asking when confused produces better performance than asking at fixed time steps (we refer to such model variations as *ELBA w/F*). Figure 3 reports the performance of *ELBA – Oracle QA* with two question timing variants on the test seen split. The results show that, generally, the model that asks when confused outperforms the ones that ask at fixed time steps. We also observe that the model that asks every three-time steps outperforms the model with the confusion module (*ELBA w/E – Oracle QA*). However, our model with the confusion module only requires asking 44 ± 64 (mean \pm standard deviation) questions per task,

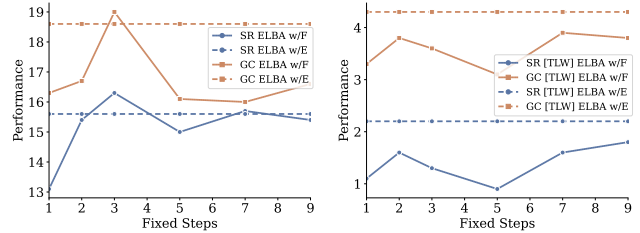


Figure 3. **Performance of ELBA – Oracle QA on question timing.** For *ELBA w/F* model variants, we control the number of fixed time steps the ACTIONER needs to execute before asking a question. Dashed lines show the performance of *ELBA w/E* with the proposed confusion module, while solid lines present *ELBA w/F* model variations with fixed time steps of asking.

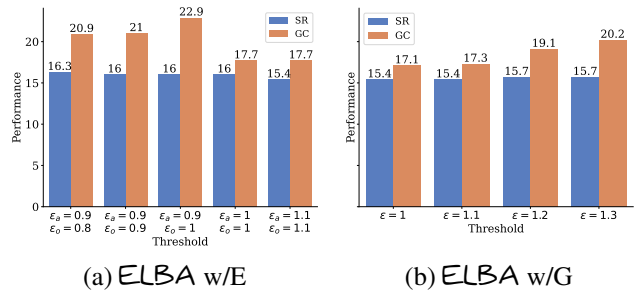


Figure 4. **Varying ELBA confusion thresholds.** (a) Performance of entropy-based *ELBA (ELBA w/E)* using different thresholds for action and object distributions. (b) Performance of gradient-based *ELBA (ELBA w/G)*.

while the model that asks every three steps needs to ask 102 ± 101 questions per task. This shows that the confusion module could help the agent perform reasonably well while asking fewer questions.

6.4. Robustness of Confusion Threshold

ELBA allows the agent to ask questions when the confusion level is greater than a threshold. Therefore, different threshold settings could impact model performance. To investigate the robustness of the confusion module, we evaluate model performance under different confusion thresholds. For entropy-based confusion, we measure the change in performance on TEACH while varying the thresholds ϵ_a and ϵ_o for action distribution and object distribution, respectively. Similarly, for gradient-based confusion, we measure the change in performance while varying the gradient norm threshold ϵ .

In Figure 4, we observe that both *ELBA w/E* and *ELBA w/G* outperform the baseline model on the test seen split with different combinations of threshold settings, showing the robustness of threshold selection. We also report the performance of *ELBA w/E* with different thresholds for the action and object distributions, and find that using a common



Figure 5. **Qualitative Examples.** The predicted trajectory of E.T. and ELBA. In each example, the top row shows the predicted trajectory by the E.T. model, and the bottom row shows the predicted trajectory of ELBA. Examples (a) and (b) show the successful cases of ELBA. Examples (c), (d) and (e) show the failure cases of ELBA. Best viewed in color.

threshold for both does not substantially affect performance.

6.5. Qualitative Results

We conduct qualitative analysis to further investigate how asking questions helps the agent in accomplishing tasks. In summary, in some cases, we observe that while the baseline E.T. model may struggle to predict the correct object without asking questions, ELBA successfully manages to navigate and manipulate the correct objects by asking relevant questions. We present five qualitative examples in Figure 5.

Specifically, we demonstrate two successful examples in Fig. 5 (a) and (b). In each example, the top row shows the predicted trajectory by the E.T. model, and the bottom row shows the predicted trajectory of ELBA. In Fig. 5 (a), we observe that by asking questions about the position of

the Cabinet, the agent can find and successfully interact with the Cabinet. In Fig. 5 (b), ELBA helps the agent to interact with the correct object (*i.e.*, Tomato) by asking questions, while the E.T. model tries to act on a wrong object (*i.e.*, Slice Countertop).

We also present failure cases. In particular, in Fig. 5 (c), ELBA falsely predicts the color of the table as “black” while it is supposed to be “white”, leading the agent to approach the black object in the scene. In Fig. 5 (d), we find that the generated question-answer pair is not well-formed and could not provide helpful information to guide the agent. Finally, we also report a case of ill-timed QA in Fig. 5 (e), where the agent goes back and forth asking questions about Salt Shaker and Cabinet. The yellow circle in the figure shows the position of the Salt Shaker. In this ex-

ample, the agent’s goal is to “put all salt shakers in one cabinet”, where the agent will first need to find the Salt Shaker and then the Cabinet. However, the agent struggles to finish the first sub-goal, picking up the Salt Shaker, because it asks an ill-timed question (*i.e.*, Q: What is the color of Cabinet?) while still trying to find the Salt Shaker.

7. Conclusion and Future Work

For robots operating in human spaces, there is a need for embodied agents that can understand and execute human instructions and interact with humans to resolve ambiguities arising naturally in real-world tasks. Unfortunately, most prior work focuses on building agents that understand human instructions rather than additionally endowing the agent with the ability to ask questions and acquire additional information from humans. We, therefore, propose Embodied Learning-By-Asking (ELBA), an agent that learns when and what to ask for embodied vision-and-language navigation and task completion. Experimental results demonstrate that asking questions leads to improved task performance. Our work highlights the importance of human-agent interaction in embodied AI tasks and the need for a more natural way of interaction for agents to operate in human spaces.

Future extensions of this work include developing more robust QA Evaluators and multimodal QA Generators. While ELBA is a step forward towards truly interactive agents, our current model design requires training task-specific modules such as the ACTIONER, PLANNER, QA GENERATOR and QA EVALUATOR, using separate model architectures and objectives. In future research, we hope to explore unified generative approaches.

8. Acknowledgments

This work is supported by the Amazon – Virginia Tech Initiative for Efficient and Robust Machine Learning.

References

- [1] P. Anderson, Q. Wu, D. Teney, J. Bruce, M. Johnson, N. Sünderhauf, I. Reid, S. Gould, and A. Van Den Hengel. Vision-and-language navigation: Interpreting visually-grounded navigation instructions in real environments. In *CVPR*, 2018. 2
- [2] P. Anderson, Q. Wu, D. Teney, J. Bruce, M. Johnson, N. Sünderhauf, I. Reid, S. Gould, and A. van den Hengel. Vision-and-language navigation: Interpreting visually-grounded navigation instructions in real environments. In *CVPR*, 2018. 1
- [3] S. Antol, A. Agrawal, J. Lu, M. Mitchell, D. Batra, C. L. Zitnick, and D. Parikh. Vqa: Visual question answering. In *CVPR*, 2015. 2
- [4] J. T. Ash, C. Zhang, A. Krishnamurthy, J. Langford, and A. Agarwal. Deep batch active learning by diverse, uncertain gradient lower bounds. *arXiv:1906.03671*, 2019. 5
- [5] D. Batra, A. X. Chang, S. Chernova, A. J. Davison, J. Deng, V. Koltun, S. Levine, J. Malik, I. Mordatch, R. Mottaghi, et al. Rearrangement: A challenge for embodied ai. *arXiv:2011.01975*, 2020. 1
- [6] S. Chen, P.-L. Guhur, C. Schmid, and I. Laptev. History aware multimodal transformer for vision-and-language navigation. *NeurIPS*, 2021. 2
- [7] T.-C. Chi, M. Shen, M. Eric, S. Kim, and D. Hakkani-tur. Just ask: An interactive learning framework for vision and language navigation. In *AAAI*, 2020. 1, 3
- [8] A. Das, S. Datta, G. Gkioxari, S. Lee, D. Parikh, and D. Batra. Embodied question answering. In *CVPR*, 2018. 1, 3
- [9] H. De Vries, K. Shuster, D. Batra, D. Parikh, J. Weston, and D. Kiela. Talk the walk: Navigating new york city through grounded dialogue. *arXiv:1807.03367*, 2018. 2
- [10] J. Francis, N. Kitamura, F. Labelle, X. Lu, I. Navarro, and J. Oh. Core challenges in embodied vision-language planning. *arXiv:2106.13948*, 2021. 2
- [11] D. Fried, R. Hu, V. Cirik, A. Rohrbach, J. Andreas, L.-P. Morency, T. Berg-Kirkpatrick, K. Saenko, D. Klein, and T. Darrell. Speaker-follower models for vision-and-language navigation. *NeurIPS*, 2018. 1, 2
- [12] D. Gao, R. Wang, Z. Bai, and X. Chen. Env-qa: A video question answering benchmark for comprehensive understanding of dynamic environments. In *CVPR*, 2021. 3
- [13] X. Gao, Q. Gao, R. Gong, K. Lin, G. Thattai, and G. S. Sukhatme. Dialfred: Dialogue-enabled agents for embodied instruction following. *arXiv:2202.13330*, 2022. 1, 3, 5
- [14] D. Gordon, A. Kembhavi, M. Rastegari, J. Redmon, D. Fox, and A. Farhadi. Iqa: Visual question answering in interactive environments. In *CVPR*, 2018. 3
- [15] W. Hao, C. Li, X. Li, L. Carin, and J. Gao. Towards learning a generic agent for vision-and-language navigation via pre-training. In *CVPR*, 2020. 2
- [16] Y. Hong, Q. Wu, Y. Qi, C. Rodriguez-Opazo, and S. Gould. Vln bert: A recurrent vision-and-language bert for navigation. In *CVPR*, 2021. 2
- [17] Z. Huang, Z. Zeng, Y. Huang, B. Liu, D. Fu, and J. Fu. Seeing out of the box: End-to-end pre-training for vision-language representation learning. In *CVPR*, 2021. 2
- [18] J. D. M.-W. C. Kenton and L. K. Toutanova. Bert: Pre-training of deep bidirectional transformers for language understanding. In *NAACL-HLT*, 2019. 6
- [19] R. Krishna, M. Bernstein, and L. Fei-Fei. Information maximizing visual question generation. In *CVPR*, 2019. 3
- [20] L. H. Li, M. Yatskar, D. Yin, C.-J. Hsieh, and K.-W. Chang. Visualbert: A simple and performant baseline for vision and language. *arXiv:1908.03557*, 2019. 2
- [21] X. Li, C. Li, Q. Xia, Y. Bisk, A. Celikyilmaz, J. Gao, N. Smith, and Y. Choi. Robust navigation with language pretraining and stochastic sampling. *arXiv:1909.02244*, 2019. 2
- [22] C.-Y. Lin. Rouge: A package for automatic evaluation of summaries. In *Text summarization branches out*, 2004. 11
- [23] I. Loshchilov and F. Hutter. Decoupled weight decay regularization. In *ICLR*, 2018. 11

- [24] J. Lu, D. Batra, D. Parikh, and S. Lee. Vilbert: Pretraining task-agnostic visiolinguistic representations for vision-and-language tasks. *NeurIPS*, 2019. 2
- [25] I. Misra, R. Girshick, R. Fergus, M. Hebert, A. Gupta, and L. Van Der Maaten. Learning by asking questions. In *Proceedings of the IEEE Conference on Computer Vision and Pattern Recognition*, pages 11–20, 2018. 3
- [26] N. Mostafazadeh, I. Misra, J. Devlin, M. Mitchell, X. He, and L. Vanderwende. Generating natural questions about an image. *arXiv:1603.06059*, 2016. 3
- [27] A. Narayan-Chen, P. Jayannavar, and J. Hockenmaier. Collaborative dialogue in minecraft. In *ACL*, 2019. 2
- [28] K. Nguyen and H. Daumé III. Help, anna! visual navigation with natural multimodal assistance via retrospective curiosity-encouraging imitation learning. *arXiv:1909.01871*, 2019. 1, 2, 3
- [29] A. Padmakumar, J. Thomason, A. Shrivastava, P. Lange, A. Narayan-Chen, S. Gella, R. Piramuthu, G. Tur, and D. Hakkani-Tur. Teach: Task-driven embodied agents that chat. *arXiv:2110.00534*, 2021. 1, 2, 6
- [30] A. Pashevich, C. Schmid, and C. Sun. Episodic transformer for vision-and-language navigation. In *CVPR*, 2021. 2, 4
- [31] A. Paszke, S. Gross, S. Chintala, G. Chanan, E. Yang, Z. DeVito, Z. Lin, A. Desmaison, L. Antiga, and A. Lerer. Automatic differentiation in pytorch. *NeurIPS Autodiff Workshop*, 2017. 11
- [32] A. Radford, J. W. Kim, C. Hallacy, A. Ramesh, G. Goh, S. Agarwal, G. Sastry, A. Askell, P. Mishkin, J. Clark, et al. Learning transferable visual models from natural language supervision. In *ICML*, 2021. 6
- [33] C. Raffel, N. Shazeer, A. Roberts, K. Lee, S. Narang, M. Matena, Y. Zhou, W. Li, and P. J. Liu. Exploring the limits of transfer learning with a unified text-to-text transformer. *arXiv:1910.10683*, 2019. 5, 11
- [34] H. R. Roman, Y. Bisk, J. Thomason, A. Celikyilmaz, and J. Gao. Rmm: A recursive mental model for dialog navigation. *arXiv:2005.00728*, 2020. 3
- [35] M. Romero. T5 (base) fine-tuned on squad for qq via ap. <https://huggingface.co/mrm8488/t5-base-finetuned-question-generation-ap>, 2021. 5
- [36] V. Sanh, L. Debut, J. Chaumond, and T. Wolf. Distilbert, a distilled version of bert: smaller, faster, cheaper and lighter. *arXiv:1910.01108*, 2019. 6
- [37] M. Shridhar, J. Thomason, D. Gordon, Y. Bisk, W. Han, R. Mottaghi, L. Zettlemoyer, and D. Fox. ALFRED: A Benchmark for Interpreting Grounded Instructions for Everyday Tasks. In *CVPR*, 2020. 1, 6
- [38] A. Shrivastava, K. Gopalakrishnan, Y. Liu, R. Piramuthu, G. Tür, D. Parikh, and D. Hakkani-Tür. Visitron: Visual semantics-aligned interactively trained object-navigator. *arXiv:2105.11589*, 2021. 1, 3
- [39] H.-T. Su, C.-H. Chang, P.-W. Shen, Y.-S. Wang, Y.-L. Chang, Y.-C. Chang, P.-J. Cheng, and W. H. Hsu. End-to-end video question-answer generation with generator-pretester network. *IEEE Transactions on Circuits and Systems for Video Technology*, 31(11):4497–4507, 2021. 3
- [40] A. Suhr, C. Yan, J. Schluger, S. Yu, H. Khader, M. Mouallem, I. Zhang, and Y. Artzi. Executing instructions in situated collaborative interactions. *arXiv:1910.03655*, 2019. 2
- [41] J. Thomason, M. Murray, M. Cakmak, and L. Zettlemoyer. Vision-and-dialog navigation. In *CoRL*, 2020. 1, 2
- [42] A. Vaswani, N. Shazeer, N. Parmar, J. Uszkoreit, L. Jones, A. N. Gomez, Ł. Kaiser, and I. Polosukhin. Attention is all you need. *NeurIPS*, 2017. 2, 4
- [43] N. Vedd, Z. Wang, M. Rei, Y. Miao, and L. Specia. Guiding visual question generation. *arXiv:2110.08226*, 2021. 3
- [44] X. Wang, Q. Huang, A. Celikyilmaz, J. Gao, D. Shen, Y.-F. Wang, W. Y. Wang, and L. Zhang. Reinforced cross-modal matching and self-supervised imitation learning for vision-language navigation. In *CVPR*, 2019. 2
- [45] X. E. Wang, V. Jain, E. Ie, W. Y. Wang, Z. Kozareva, and S. Ravi. Environment-agnostic multitask learning for natural language grounded navigation. In *ECCV*, 2020. 1, 2
- [46] Y.-S. Wang, H.-T. Su, C.-H. Chang, Z.-Y. Liu, and W. H. Hsu. Video question generation via semantic rich cross-modal self-attention networks learning. In *ICASSP*, 2020. 3
- [47] L. Weihs, M. Deitke, A. Kembhavi, and R. Mottaghi. Visual room rearrangement. In *CVPR*, 2021. 1
- [48] E. Wijmans, S. Datta, O. Maksymets, A. Das, G. Gkioxari, S. Lee, I. Essa, D. Parikh, and D. Batra. Embodied Question Answering in Photorealistic Environments with Point Cloud Perception. In *CVPR*, 2019. 1
- [49] T. Wolf, L. Debut, V. Sanh, J. Chaumond, C. Delangue, A. Moi, P. Cistac, T. Rault, R. Louf, M. Funtowicz, et al. Huggingface’s transformers: State-of-the-art natural language processing. *arXiv:1910.03771*, 2019. 11
- [50] N. Xie, F. Lai, D. Doran, and A. Kadav. Visual entailment: A novel task for fine-grained image understanding. *arXiv:1901.06706*, 2019. 2
- [51] R. Zellers, Y. Bisk, A. Farhadi, and Y. Choi. From recognition to cognition: Visual commonsense reasoning. In *CVPR*, 2019. 2
- [52] Y. Zhang, H. Tan, and M. Bansal. Diagnosing the environment bias in vision-and-language navigation. *arXiv:2005.03086*, 2020. 1
- [53] Z. Zhao, Q. Yang, D. Cai, X. He, Y. Zhuang, Z. Zhao, Q. Yang, D. Cai, X. He, and Y. Zhuang. Video question answering via hierarchical spatio-temporal attention networks. In *IJCAI*, 2017. 3
- [54] Y. Zhu, F. Zhu, Z. Zhan, B. Lin, J. Jiao, X. Chang, and X. Liang. Vision-dialog navigation by exploring cross-modal memory. In *CVPR*, 2020. 1, 2
- [55] Y. Zhu, Y. Weng, F. Zhu, X. Liang, Q. Ye, Y. Lu, and J. Jiao. Self-motivated communication agent for real-world vision-dialog navigation. In *CVPR*, 2021. 1, 3

A. Implementation Details

We use the pre-trained weights from the original TEACH codebase for the ACTIONER and finetune the confusion thresholds via the TEACH validation set. For clarity and for keeping hyper-parameters minimal, we keep the same threshold across both action and object distributions when using entropy-based confusion. Our ablation studies show that using a common hyper-parameter does not substantially affect the performance. The confusion threshold is set to 0.9

for the entropy-based method and 1.2 for the gradient-based method. Moreover, we train the QA EVALUATOR on the question-answer pairs extracted from TEACH and the oracle question-answer pairs generated using the QA GENERATOR. For PLANNER, we finetune the pre-trained T5 model [33] using Adam optimizer with the learning rate of $3e - 5$ and batch size of 6. We evaluate the performance of PLANNER via Rouge-L [22], which measures the longest common subsequence (LCS) between the ground truth sub-goal sequence and the generated sub-goal sequence. For the QA EVALUATOR, we use a global batch size of 32, AdamW optimizer [23] with the weight decay of 0.33 and learning rate of $1e - 5$. To facilitate reproducibility, we open-source code at <https://github.com/PLAN-Lab/ELBA>. Our code is based on PyTorch [31] and Huggingface Transformers [49]. We train our models on a machine equipped with two RTX 8000 with 40 GBs of memory.

B. Method

B.1. Pseudocode for Entropy-based Confusion

We provide the pseudocode for our entropy-based confusion module in Algorithm 1. For clarity, we simplify the question and answer generation and selection by referring to the combination of the QA GENERATOR and QA EVALUATOR steps as QUESTIONER.

B.2. QA EVALUATOR

Recall that the QA EVALUATOR computes a score $\phi(q_t^i, a_t^i)$ for each candidate question and answer pair by measuring the similarity between the state information and the question-answer pair. Besides measuring the question-answer similarity w.r.t. state information, we have experimented with the representation of the question or answer itself. To obtain the representations of question q_t^i and answer a_t^i , we augment the input $x_{qa} = [q_t^i; a_t^i]$ with four reserved word tokens $\langle q \rangle$, $\langle /q \rangle$, $\langle a \rangle$, $\langle /a \rangle$ to mark the beginning and end of question q_t^i and answer a_t^i and modify x_{qa} to give:

$$\tilde{x}_{qa} = [\langle q \rangle; q_t^i; \langle /q \rangle; \langle a \rangle; a_t^i; \langle /a \rangle]. \quad (13)$$

We adopt the hidden state corresponding to the $\langle q \rangle$ and $\langle a \rangle$ token as the embedding for the question and answer, respectively. From preliminary experiments, we find that, this QA EVALUATOR version achieves inferior results compared to the one using the [CLS] representation of the QA pair.

C. Distribution of Question Types

ELBA with Combined QA allows the agent to ask both oracle and model-generated questions. In Figure 6, we show the distribution of the different types of questions asked by the agent in successful episodes. We measure the average percentage of asked questions per type, normalized

Algorithm 1 Entropy-based Confusion

Input: Entropy function $H(\cdot)$; Action distribution threshold ϵ_α ; Object distribution threshold ϵ_o ; Interaction action set A^I ; State information $s_{t-1} = (x_{1:t-1}, v_{1:t-1}, \alpha_{1:t-1})$; and Selected question and answer pair (q_t^*, a_t^*) at time step t .

```

1:  $p_t^\alpha, p_t^o \leftarrow \text{ACTIONER}(s_{t-1})$  # Select next action
2:  $\hat{\alpha}_t = \arg \max_\alpha p_t^\alpha$ 
3:  $\hat{o}_t = \arg \max_o p_t^o$ 
4: if  $(H(p_t^\alpha) > \epsilon_\alpha)$  or  $(\hat{\alpha}_t \in A^I \text{ and } H(p_t^o) > \epsilon_o)$  then
5:   # Generate question-answer pair
6:    $(q_t^*, a_t^*) \leftarrow \text{QUESTIONER}(s_{t-1})$ 
7:   # Augment state information
8:    $\tilde{s}_{t-1} \leftarrow (s_{t-1}, q_t^*, a_t^*)$ 
9:   # Select next action given question-answer pair
10:   $(\tilde{p}_t^\alpha, \tilde{p}_t^o) \leftarrow \text{ACTIONER}(\tilde{s}_{t-1})$ 
11:  # Compute action and object entropy difference
12:   $\Delta_\alpha \leftarrow H(\tilde{p}_t^\alpha) - H(p_t^\alpha)$ 
13:   $\Delta_o \leftarrow H(\tilde{p}_t^o) - H(p_t^o)$ 
14:  if  $(\Delta_\alpha < 0)$  or  $(\hat{\alpha}_t \in A^I \text{ and } \Delta_o < 0)$  then
15:    # If entropy decreases, ask the question
16:     $\pi_\theta(\tilde{s}_{t-1}) = (\tilde{p}_t^\alpha, \tilde{p}_t^o)$ 
17:     $\hat{\alpha}_t = \arg \max_\alpha \tilde{p}_t^\alpha$ 
18:     $\hat{o}_t = \arg \max_o \tilde{p}_t^o$ 
19:  end if
20: end if

```

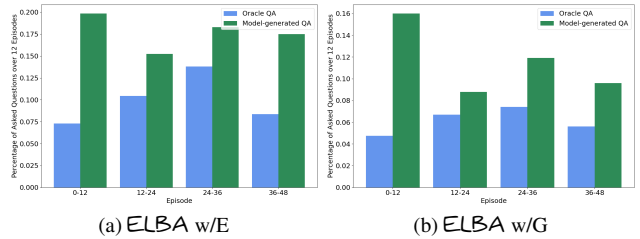


Figure 6. Average percentage of asked questions for oracle QA and model-generated QA in successful episodes. (a) Average percentage of asked questions of entropy-based ELBA (ELBA w/E) with Combined QA. (b) Average percentage of asked questions of gradient-based ELBA (ELBA w/G) with Combined QA.

by the trajectory length of the current episode. We report the aggregated average percentage of asked questions over 12 episodes. We find that, for successful episodes, ELBA with Combined QA is more likely to ask model-generated questions than template-based questions.

D. Qualitative Analysis

We also analyze the failure cases of ELBA and categorize the errors into the following limitations:

Color Detection: The generated oracle QAs sometimes contain errors regarding the appearance of objects. Specifically,

our model might detect a wrong color, especially when there is a shadow on objects. For example, our model could detect the color of the table as "black" while it is supposed to be a "white" table under the shadow. Currently, we use a simple dictionary-based approach that first defines a color dictionary that contains the HSV range for each color and then determines the color of an object by looping through the color dictionary and using the color that can cover the largest area as the color of the object. Therefore, there is room for improvement in color detection, *e.g.*, by using vision models.

Not Well-Formed Model-Generated QAs: The model-generated question-answer pairs might not be well-formed, *e.g.*, when the generated question does not match the candidate answer (*e.g.*, "Q: How is the bowl on the self arranged? A: Place potato in bowl."). This issue could potentially be solved by including an evaluator model that measures the relevance between the question and the answer.

Ill-timed QAs: We find that the generated question and answer pair at a certain time-step could be ill-timed. For example, when the agent is performing a certain sub-goal (*e.g.*, Find Potato) given a high-level task (*e.g.*, Make potato salad), our model will sometimes generate an ill-timed question on a task-irrelevant sub-goal (*e.g.*, Pickup Dish Sponge) or a sub-goal that follows one or more time steps after the completion of the current sub-goal (*e.g.*, Find Plate). These errors are caused by the fact that we use all future sub-goals predicted by the PLANNER as candidate answers rather than constructing candidate answers from the next sub-goal instruction only. The latter approach requires the model to track the completion status of the current sub-goal so that the model can decide when to ask questions about the next sub-goal. While our current model bypasses the challenge of tracking sub-goal status by treating all future sub-goals as candidate answers, this leads to ill-timed questions during inference and potentially increases the number of steps needed to complete the task.