

A Nonparametric Stochastic Set Model: Identification, Optimization, and Prediction

Yi-Chun Chen

UCLA, Anderson School of Management, yi-chun.chen@anderson.ucla.edu

Dmitry Mitrofanov

Boston College, Carroll School of Management, dmitry.mitrofanov@bc.edu

The identification of choice models is crucial for understanding consumer behavior and informing marketing or operational strategies, policy design, and product development. The identification of parametric choice-based demand models is typically straightforward. However, nonparametric models, which are highly effective and flexible in explaining customer choice, may encounter the challenge of the dimensionality curse, hindering their identification. A prominent example of a nonparametric model is the ranking-based model, which mirrors the random utility maximization (RUM) class and is known to be nonidentifiable from the collection of choice probabilities alone. Our objective in this paper is to develop a new class of nonparametric models that is not subject to the problem of nonidentifiability. Our model assumes bounded rationality of consumers, which results in symmetric demand cannibalization and intriguingly enables full identification. Additionally, our choice model demonstrates competitive prediction accuracy compared to the state-of-the-art benchmarks in a real-world case study, despite incorporating the assumption of bounded rationality which could, in theory, limit the representation power of our model.

In addition, we tackle the important problem of finding the optimal assortment under the proposed choice model. We demonstrate the NP-hardness of this problem and provide a fully polynomial-time approximation scheme through dynamic programming. Additionally, we propose an efficient estimation framework using a combination of column generation and expectation-maximization algorithms, which proves to be more tractable than the estimation algorithm of the aforementioned ranking-based model.

Key words: bounded rationality, consideration sets, symmetric cannibalization, assortment optimization, FPTAS, case study

1. Introduction

The rise of the digital economy and technology has dramatically changed the way we shop and make purchasing decisions. With an abundance of products and services available online, consumers are faced with an overwhelming amount of information to process when making a purchase. From detailed product descriptions and specifications to customer reviews and ratings, it can be challenging for individuals to determine which product is the best fit for their needs. In an ideal scenario, a completely rational agent would make decisions by assigning values to the relevant aspects of

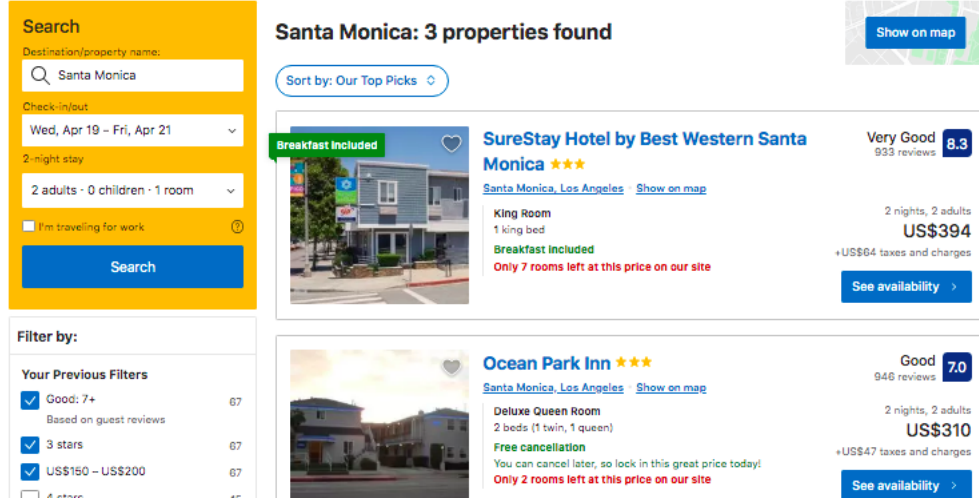


Figure 1 An example of the hotel booking process.

each option, computing the utilities, and choosing the option with the highest utility, assuming they have unlimited time and resources for this calculation. However, in reality, individuals have physical and cognitive limitations that make it difficult to make a ‘perfect’ decision and choose the best option among many alternatives (Tversky 1972). Instead, people tend to use simple heuristics to make decisions quickly without the need for a vast amount of information (Hutchinson and Gigerenzer 2005).

A clear demonstration of this is the hotel booking process which has been transformed by digitalization, offering a plethora of options through online platforms. The current trend of booking hotels online presents a challenge for decision-makers as there is an abundance of options available with a vast amount of information for each hotel. When individuals visit a travel agency website, they can find comprehensive details such as the hotel’s location, services, amenities, quality, view, ratings, photos, reviews, etc. Even for a single hotel, it is impractical to analyze all the information within a limited time frame. Therefore, travelers may prefer to use simple shortcuts instead of carefully evaluating all available information when making hotel booking decisions. An illustration of the use of choice heuristics can be seen in Figure 1, where a person who searches for a two-night stay in a double room in Santa Monica, CA first narrows down their options by focusing on hotels within a price range of \$150-\$200 per night, three-star quality, and an average guest rating of at least seven out of ten. Out of the options that meet these criteria, only three are left and then the traveler randomly picks the hotel from this preselected set. The preselected set is determined in a manner that ensures any choice from this set is equally more desirable than the effort and resources required to identify the best alternative.

In this study, we examine a general choice rule in which the preliminary selection of options is a crucial factor in the decision-making process. We introduce a novel model referred to as the

stochastic set model (SSM) which is characterized by a probability distribution over preselected sets. In contrast to the widely used random utility maximization (RUM) models, which are founded on a probability distribution over preference rankings, our model incorporates two sources of choice randomness. The first source of randomness pertains to the distribution over preselected sets, while the second source pertains to the randomness of selecting an option from the preselected set itself. At its core, our model is connected to the well-established elimination-by-aspects model (Tversky 1972), as preselected sets can be created by eliminating unwanted alternatives based on features, or other non-compensatory rules, such as conjunctive or disjunctive models (Pras and Summers 1975, Brisoux and Laroche 1981, Laroche et al. 2003). Instead of examining how preselected sets (also known as consideration sets) are formed through certain heuristics based on product features, our model assumes that the preselected set can be any set of products. This approach enables us to uncover the general properties of choice behavior influenced by consideration sets and move beyond its descriptive nature.

Notably, our paper is also aligned with the expanding literature on two-stage ‘consider-then-choose’ choice models, where customers first sample a consideration set from a distribution and then select the alternative with the highest utility among the considered options (Manzini and Mariotti 2014, Brady and Rehbeck 2016, Jagabathula et al. 2022a). Our model differs from this literature in the ‘choose’ step. Rather than assuming that agents have the capacity to distinguish and rank all alternatives in the consideration set, our model assumes that agents are only boundedly rational due to cognitive constraints and therefore any option from the consideration set is equally viable.

1.1. Contributions

In this paper, we provide a full methodological roadmap for the proposed stochastic set model (SSM). We discuss its identifiability as well as characterize the model by means of axioms. We then develop a framework to estimate the SSM model and show how this model contributes to the revenue management applications and demand prediction using a real-world dataset. In what follows, we provide an overview of our results and contributions.

- *Novel choice model.* We propose a novel nonparametric choice-based demand model which is fully characterized by a distribution over subsets in the product universe. We represent customers’ decision-making process as a two-stage procedure, where customers first preselect a set of alternatives that satisfy their criteria and then randomly pick the alternative from the preselected set. This model is motivated by the bounded rationality of customers who have limited cognitive abilities and information-processing capabilities, and thus, are unable to make fully informed decisions when purchasing the products.

- *Identification and axiomatic representation of the SSM model.* The proposed model has a rich representation through the distribution over subsets, which makes it a powerful tool to model the discrete choice of customers. However, the nonparametric nature of the model can lead to identifiability issues, as the model may have multiple solutions that fit the data equally well. Surprisingly, we show that the SSM model can be fully identified from the collection of choice probabilities. We further provide a closed-form expression on how one can compute the model parameters by means of the choice probabilities. We also characterize the necessary and sufficient conditions for the choice probabilities to be consistent with our model. This axiomatic representation of the model sheds light on how the aforementioned assumption of bounded rationality mitigates the common problem of overparameterization in nonparametric choice models.

- *Model estimation framework.* We propose an efficient maximum likelihood estimation (MLE) procedure to calibrate the SSM model by first formulating the MLE problem as a concave maximization problem. We then show how to solve this MLE problem by exploiting the EM methodology and the column generation algorithm which relies on solving a sequence of MILP problems that scale linearly in the number of products.

- *Assortment optimization problem under the SSM model.* We analyze the problem of finding the optimal assortment under the SSM model as an application in revenue management where assortment optimization has become one of the most fundamental problems. We first show that the problem is NP-hard and develop a fully polynomial-time approximation scheme (FPTAS) based on dynamic programming, in which the key insight is that the expected revenue of any assortment can be computed by recursively keeping track of the values of two functions that ‘summarize’ the subset of products chosen thus far.

- *Empirical study.* We estimate the SSM model using a real-world dataset and show its predictive power and computational tractability against state-of-the-art benchmarks such as the LC-MNL and ranking-based model. Specifically, we show that the SSM model is as competitive as the nonparametric raking-based model. Moreover, compared to the ranking-based model, the SSM model is more tractable computationally as we show that it takes almost ten times more time for the ranking-based model to reach the near-optimal solution for the MLE problem than the SSM model. Finally, we discuss how the symmetric cannibalization property of the SSM model factors into its predictive performance.

1.2. Structure of the paper

The paper proceeds as follows. Section 2 discusses the related literature. In Section 3, we formally define the stochastic set model. Section 4 provides our main results related to the SSM model identification, that is, we prove that the model is identifiable from the choice probabilities alone and

then characterize the model through choice axioms. In Section 5, we build an estimation framework for the SSM model which relies on column generation and EM algorithms. We then study the assortment optimization problem in Section 6, where we prove the NP-hardness of this problem and propose a dynamic program as an FPTAS. Finally, we present our empirical results using a real-world dataset in Section 7 and then conclude in Section 8. We relegate most of the proofs to the ecompanion.

2. Literature Review

In this section, we highlight several related choice-based demand models, review the empirical and theoretical studies of consideration set heuristics, and then position our work within the body of the existing literature.

2.1. Overview of the Discrete Choice Models

Discrete choice models are popular tools for predicting consumers' purchase decisions in operations, marketing, and economics research. We refer readers to the seminal papers by Ben-Akiva et al. (1985) and Train (2009) for more details.

The most well-known discrete choice model is the multinomial logit model (MNL) and it uses a logistic function to represent the probability of choosing a particular product from a set of alternatives. Notably, the MNL model is identifiable, which means that the parameters of the model can be estimated uniquely from the set of choice probabilities. The simplicity of the MNL model structure makes it easy to represent model parameters through the choice probabilities in a closed form. This is in contrast to other popular choice models in the literature (mixed logit, LC-MNL, nested logit, tree logit, mallows model, etc.) which can have multiple solutions in the estimation problem and thus are not identifiable from the data. To the best of our knowledge, the choice model proposed in this paper is one of the very few nonparametric models that are identifiable from the choice probabilities in a closed-form expression. Moreover, in contrast to the MNL, our model is nonparametric which makes it more powerful in modeling consumer behavior and in prediction tasks.

We show in the paper that our model belongs to the RUM class like most of the other models that are popular in the operations and marketing literature, such as the MNL, the LC-MNL, the ranking-based (Farias et al. 2013), and the marginal distribution models (Mishra et al. 2014). In the RUM class, each product is associated with a random variable, which represents the stochastic utility that a consumer derives from the product. When a set of products is offered to a consumer, s/he chooses the product that maximizes his/her realized utility. A well-known result in the literature is the representation power theorem by McFadden and Train (2000) which shows that any RUM choice model can be approximated to arbitrary precision by a mixture of MNL models, also known

as the latent class multinomial logit (LC-MNL) model. This theorem implies that the LC-MNL model is a flexible tool for approximating a wide range of RUM models with different structures, and it can be useful for modeling complex choice behavior with latent classes of consumers with different preferences and decision-making processes.

The RUM class can be equivalently described by a distribution over product preference lists which can be referred to as a ranking-based model (or stochastic preference model) as shown by Block et al. (1959). This model can capture more complex choice behavior than traditional models such as the MNL model, but it is also more computationally intensive to estimate. One approach that has been proposed to estimate the ranking-based model from data is the column generation procedure. The column generation is an optimization technique that is used to solve large-scale linear or integer programming problems. The idea is to start with a subset of the possible variables (columns) and iteratively add new variables to the model until a satisfactory solution is found. This approach has been applied to estimate ranking-based models from data in van Ryzin and Vulcano (2014). Similarly, we also exploit the column generation approach while estimating our model (see Section 5). However, we show that the proposed column generation algorithm is less computationally intensive than the one applied to the ranking-based model as we have a smaller number of binary variables and constraints in the optimization subproblems.

Finally, discrete choice models have been a fundamental building block in many research topics in revenue management (Kök and Fisher 2007, Bernstein et al. 2015), and it continues to be an active area of research. In particular, the assortment optimization problem was addressed under the LC-MNL model (Méndez-Díaz et al. 2014, Rusmevichientong et al. 2014, Désir et al. 2022), the ranking-based model (Aouad et al. 2018, Bertsimas and Mišić 2019, Feldman et al. 2019), the Markov-chain model (Feldman and Topaloglu 2017, Désir et al. 2020), and the decision forest model (Chen and Mišić 2021). In addition, Jagabathula et al. (2022b) propose the nonparametric DAG-based choice model which is used to run personalized promotions in the grocery retail setting. In the same spirit, in this paper we also investigate the assortment optimization problem under the proposed stochastic set choice model (see Section 6) and then describe a fully polynomial-time approximation scheme (FPTAS). To this end, there are several papers in the OM field that also provided the FPTAS approximations to the revenue management problems under different choice models, such as the LC-MNL model (Désir et al. 2022, Akçakuş and Mišić 2021), the nested logit model (Rusmevichientong et al. 2009, Désir et al. 2022), exponential choice model (Aouad et al. 2022), among others.

2.2. Consider-then-Choose Models

The concept of consideration sets originated in the marketing and psychology fields and it has been around for several decades with many studies conducted on how consumers form and use

consideration sets in their purchasing process. We refer readers to the survey papers by Roberts and Lattin (1997), Hauser (2014) for more details. In particular, early research has shown that consumers usually make decisions in a two-stage process (Swait and Ben-Akiva 1987). That is, consumers first consider a subset of products (i.e., form a consideration set) and then purchase one of the items in the set. Abundant empirical evidence supports the notion of the consideration set. For example, Hauser (1978) adapts an information-theoretic viewpoint and shows that a model which incorporates the consideration set concept can explain up to 78% of the variation in the customer choice. Hauser and Wernerfelt (1990) empirically investigate the consideration set size for various product categories and report that the mean consideration set size, which is the number of brands that a customer considers before making a choice, is relatively small: 3.9 for deodorant, 4.0 for coffee, and 3.3 for frozen dinner. Similarly, the choice-based demand model proposed in this paper also models customer choice in two stages where the first stage is used by a customer to form a preselected (or consideration) set. We also find that the size of these consideration sets is relatively small (see Section 7.5) for the set of various product categories based on the real-world grocery sales data (Bronnenberg et al. 2008) which is consistent with the existing literature. As a result, it allows us to come up with an FPTAS approximation for the assortment optimization problem under the stochastic set model proposed in this paper.

Researchers have studied various theories and models to understand how consumers form their consideration sets. From the decision theory perspective, consumers will continue to search for new products as long as the gain in utility (or satisfaction) from finding a better product outweighs the cost of the search (Ratchford 1982, Roberts and Lattin 1991). This is known as the ‘bounded rationality’ model, which assumes that consumers have limited cognitive resources and will make decisions based on a balance between the potential gains and the costs of searching. However, there are other decision-making models that also try to explain the formation of consideration sets, such as the ‘satisfying’ model which suggests that consumers will stop searching as soon as they find a product that meets their minimum standards. Additionally, consumer psychology and behavioral economics research also suggest that consumers do not always make decisions based on rational cost-benefit analysis, and other factors such as emotions, habits, and social influences can also play a role in the formation of consideration sets. Moreover, consumers might be constrained by their cognitive limits and form consideration sets based on simple heuristic rules, such as elimination by aspects (Tversky 1972), conjunctive and disjunctive rules (Pras and Summers 1975, Brisoux and Laroche 1981, Laroche et al. 2003, Gilbride and Allenby 2004, Jedidi and Kohli 2005), and compensatory rules (Keeney et al. 1993, Hogarth and Karelaia 2005).

In this paper, we are taking a more general and flexible perspective on the formation of consideration sets. Rather than focusing on specific rules or heuristics that consumers use to construct

their consideration sets, our approach is to model the possibility that a consideration set sampled by a customer can be any subset of products. To this end, our paper is related to the work by Jagabathula et al. (2022a) where the authors model customer choice through the consider-then-choose (CTC) model which is parameterized by the joint distribution over the consideration sets and the rankings. Our model is different from the CTC model in the second step where a customer chooses a product among the considered ones. In this paper, we assume that customers are boundedly rational, and thus their physical and cognitive limitations do not allow them to rank the preselected (i.e., considered) products. At a high level, our model implies that once customers have filtered down to a set of alternatives that meet their criteria, they are unable to differentiate further among these products, leading them to make a final decision during the second step in a random way.

The concept of a consideration set has been gaining a lot of attention in the field of operations management. Feldman et al. (2019) propose an algorithm that can be used to find the optimal assortment, taking into account the specific characteristics of the ranking-based model and the small consideration set assumption. Aouad et al. (2021) study the assortment optimization under the CTC choice model, where the customer chooses the product with the highest rank within the intersection of her consideration set and the assortment. In the paper by Wang and Sahin (2018), the authors propose a mathematical model that captures the trade-off between the expected utility of a product and the search cost associated with it. Chitla et al. (2023) use the consideration set concept in order to build the structural model and study the multihoming behavior of users in the ride-hailing industry. Gallego and Li (2017) study the model proposed by Manzini and Mariotti (2014) and show that the related assortment optimization problem runs in polynomial time even with capacity constraints. Interestingly, it was shown in the paper by Jagabathula et al. (2022a) that the consideration set approach is particularly advantageous in the grocery retail setting where we might expect the noise in the sales transaction data because of the stockouts or in the online platform setting. To this end, there is numerous evidence in the literature that online platforms might not have real-time information on the product availability in the grocery retail stores which could be the major cause for the stockouts (Knight and Mitrofanov 2022) despite the AI-enabled technology to alleviate this problem (Knight et al. 2023).

3. Model Description

In this section, we formally define the Stochastic Set Model (SSM) and provide a simple illustrative example to better explain the structure of this model. We consider a universe N of n products in addition to the ‘no-purchase’ or ‘default’ option 0 such that $N \equiv \{1, 2, \dots, n\}$. A *menu* or an *assortment* S is a subset in N , i.e., $S \subseteq N$. When a set of products S is offered, an *agent* or a

customer chooses either a product in S or the ‘default’ option 0. Thus, we implicitly assume that the default option is part of every offer set by convention.

Every choice model can be described by a mapping or function \mathbb{P} that takes as input an assortment of products, represented as a subset S in N , and outputs a probability distribution over the elements of $S \cup \{0\}$. This probability distribution represents the likelihood of each product in the assortment being chosen by a consumer. Specifically, we let $\mathbb{P}_j(S)$ denote the probability that an agent chooses product $j \in S$ and $\mathbb{P}_0(S)$ denote the probability that the agent chooses the ‘default’ option. Note that when the assortment is empty, the default option is always chosen, i.e., $\mathbb{P}_0(\emptyset) = 1$. More formally, the choice model specifies all the choice probabilities $\{\mathbb{P}_j(S) : j \in S^+, S \subseteq N\}$, where we use S^+ to denote the set $S \cup \{0\}$. As expected, the choice probabilities satisfy the standard probability laws: $\mathbb{P}_j(S) \geq 0$ for all $j \in S^+$ and $\sum_{j \in S^+} \mathbb{P}_j(S) = 1$ for all $S \subseteq N$. In the interest of exposition, we also let N^+ denote $N \cup \{0\}$.

In what follows next, we introduce a novel choice rule, denoted as the *Stochastic Set Model* (SSM), which can be parametrized by the distribution over subsets in N . Specifically, an SSM model is defined by a tuple (\mathcal{C}, λ) , where \mathcal{C} is a collection of subsets in N and λ is a probability distribution function over the elements in \mathcal{C} such that $\lambda(C) \geq 0$ for all $C \in \mathcal{C}$ and $\sum_{C \in \mathcal{C}} \lambda(C) = 1$. Each set $C \in \mathcal{C}$ denotes a *preselected (or consideration) set*. Interestingly, one may represent each preselected set C through the set of preference relations between elements in N^+ as shown in the following definition.

DEFINITION 1. Each preselected set $C \in \mathcal{C}$ of the SSM model (\mathcal{C}, λ) represents a set of preference relations between items in N^+ as follows:

$$\begin{aligned} i \sim j, \quad & \forall \quad i, j \in C, \\ i \succ 0, \quad & \forall \quad i \in C, \\ 0 \succ j, \quad & \forall \quad j \notin C. \end{aligned}$$

Note that we do not need to specify preference relations between the items which are outside of the preselected set C since those items are dominated by the outside option which is assumed to be always available. However, without loss of generality, one can assume that $i \sim j$ for all $i, j \notin C$.

Before we show how one can compute the probability to choose an item from the assortment $S \subseteq N$ under the SSM model, let us first specify a conditional distribution function $\lambda(\cdot|S)$ which can provide an alternative parametrization of the SSM model and it is defined for each assortment S in the following way.

DEFINITION 2. A *conditional stochastic set distribution* $\lambda(\cdot|S)$ is defined by a distribution λ over subsets in N , for every $S \subseteq N$, as follows:

$$\lambda(C'|S) = \begin{cases} \sum_{C \subseteq C'} \lambda(C) \cdot \mathbb{I}[C \cap S = C'], & \text{if } C' \subseteq S, \\ 0, & \text{if } C' \not\subseteq S, \end{cases}$$

where $\mathbb{I}[A]$ is an indicator function and it is equal to 1 if condition A is satisfied and 0, otherwise.

Notably, a conditional stochastic set distribution provides an alternative method for modeling the way in which customers form preselected sets under the SSM model. To this end, when offered the set of alternatives S , we might either assume that customers sample a preselected set $C \subseteq N$ in accordance with the distribution $\lambda(\cdot)$ and then make a final choice from the set $C \cap S$, or alternatively, we could assume that customers sample a preselected set $C \subseteq S$ in accordance with the $\lambda(\cdot|S)$ and then make a final choice from the set C . Both ways to represent the first stage in the customer decision-making process using the SSM model lead to the same choice probabilities and thus, those two representations of the SSM model are equivalent.

It is straightforward to verify that the conditional stochastic set distribution $\lambda(\cdot|S)$ satisfies the standard conditions such as $\lambda(C'|S) \geq 0$ for all $C' \subseteq N$ and $\sum_{C' \subseteq N} \lambda(C'|S) = 1$. In addition, $\lambda(\cdot|S)$ is consistent with the ‘monotonicity property’ where for all $S_1 \subseteq N, S_2 \subseteq S_1$ we have that $\lambda(C'|S_2) \geq \lambda(C'|S_1)$ for all $C' \subseteq S_2$, which follows directly from the definition of the conditional stochastic set distribution $\lambda(\cdot|S)$. More specifically, note that if for any $C \subseteq N$ the condition $C \cap S_1 = C'$ is satisfied then condition $C \cap S_2 = C'$ is also satisfied. Next, we formally define the probability to choose an item j from the assortment $S \subseteq N$ under the SSM model (\mathcal{C}, λ) by means of the conditional stochastic set distribution $\lambda(\cdot|S)$.

DEFINITION 3. Given an SSM model (\mathcal{C}, λ) , the choice probability of product j from an assortment S is

$$\mathbb{P}_j^{(\mathcal{C}, \lambda)}(S) = \sum_{C' \subseteq S: j \in C'} \frac{\lambda(C'|S)}{|C'|}, \quad (1)$$

if $j \in S$ and 0, otherwise.

It follows from the aforementioned definition that consumers make a choice in two stages. They first sample a preselected subset in S from the distribution function $\lambda(\cdot|S)$ and then randomly choose an item from the preselected set of alternatives. If the preselected set is an empty set then a customer chooses the ‘default’ option. Alternatively, the probability to choose item j from the offer set S can be represented by means of the distribution function $\lambda(\cdot)$ in the following way:

$$\mathbb{P}_j^{(\mathcal{C}, \lambda)}(S) = \sum_{C \subseteq N: j \in C} \frac{\lambda(C)}{|C \cap S|}, \quad (2)$$

if $j \in S$, and 0, otherwise.

There are at least two ways how one can interpret the proposed SSM model (\mathcal{C}, λ) . On the one hand, we might assume that customers are homogeneous and each of them samples a preselected set C according to the distribution λ . Alternatively, one might assume that customers are heterogeneous, and thus each customer is represented by a specific preselected set C such that $\lambda(C)$ is a probability mass function of customers of type C .

We next provide a simple example to illustrate how one can compute choice probabilities under the SSM model.

EXAMPLE 1. Consider a universe of $n = 5$ products, $N = \{1, 2, 3, 4, 5\}$, and assume that customers make choices in accordance with a SSM model parametrized by the following distribution function $\lambda(\cdot)$ over the subsets:

$$\begin{aligned}\lambda(\{1, 3, 5\}) &= 0.1, \\ \lambda(\{1, 2, 3, 4\}) &= 0.6, \\ \lambda(\{3, 4, 5\}) &= 0.3.\end{aligned}$$

In other words, the support of the distribution function $\lambda(\cdot)$ consists of three subsets C_1 , C_2 , and C_3 such that $C_1 = \{1, 3, 5\}$, $C_2 = \{1, 2, 3, 4\}$, and $C_3 = \{3, 4, 5\}$. One interpretation of the model is that every customer, before making the final choice, samples preselected sets C_1 , C_2 , and C_3 with probabilities 0.1, 0.6, and 0.3, respectively. Another interpretation implies that our customer population consists of customers of types 1, 2, and 3 who are characterized by preselected sets C_1 , C_2 , and C_3 , respectively. Moreover, the probability mass of customers of the types 1, 2, and 3 is equal to 0.1, 0.6, and 0.3, respectively.

Then we can easily compute the conditional stochastic set distribution $\lambda(\cdot | S)$ for the assortment $S = \{2, 3\}$, using Definition 2, as follows:

$$\lambda(\{3\} | S) = 0.4, \quad \text{and} \quad \lambda(\{2, 3\} | S) = 0.6.$$

Finally, we can compute the probability to choose items 2 and 3 from the offer set $S = \{2, 3\}$ in the following way:

$$\begin{aligned}\mathbb{P}_2^{(c, \lambda)}(S) &= \frac{\lambda(\{2, 3\} | S)}{|\{2, 3\}|} = 0.3, \\ \mathbb{P}_3^{(c, \lambda)}(S) &= \frac{\lambda(\{3\} | S)}{|\{3\}|} + \frac{\lambda(\{2, 3\} | S)}{|\{2, 3\}|} = 0.4 + 0.3 = 0.7.\end{aligned}$$

4. Model Characterization and Identification

In this section, we discuss the SSM model from a theoretical viewpoint. In particular, we first show that the model is identifiable from the collection of choice probabilities and show how one can

compute the model parameters accordingly (see Section 4.1). We also provide sufficient conditions that need to be imposed on the choice probabilities so that the data generation process is consistent with the SSM model (see Section 4.2). We conclude this section by comparing the proposed model with other RUM class choice models (Section 4.3). For ease of notation, we let $N_j \equiv \{S \subseteq N : j \in S\}$ denote the collection of assortments that include product j . Also, throughout this section, we let *choice data* refer to the collection of the ground-truth choice probabilities $\{\mathbb{P}_j(S) : j \in S^+, S \subseteq N\}$. For now, we assume that the exact value of choice probabilities is provided to us, that is, we ignore the finite sample issue. This is a reasonable assumption if the number of transactions under each assortment is large. We will relax this assumption in Section 5 when estimating the model parameters from real-world grocery retail data.

4.1. Identification of the SSM model class

Since the SSM model is fully characterized by the distribution λ over subsets, the identification of the SSM model reduces to the identification of the distribution λ . In what follows, we present a collection of results that provide different ways of how the distribution λ can be computed. The first result requires the specification of the probabilities to choose an item j over the offer sets in N_j in order to compute the $\lambda(C)$ for $C \in N_j$.

THEOREM 1. *Suppose that the collection of probabilities to choose product j , i.e., $\{\mathbb{P}_j(S) : S \subseteq N_j\}$, is available and consistent with an underlying SSM model. Then we can reconstruct the model by uniquely computing $\lambda(C)$, for every $C \in N_j$, as follows*

$$\lambda(C) = \sum_{X \in N_j} \mathbb{I}\left[|C \cup X| \geq n-1\right] \cdot n^{|C \cup X| - n + 1} (-1)^{|C| + |X| - n + 1} \mathbb{P}_j(X). \quad (3)$$

Proof sketch:

In order to simplify the notion, for each $C \in N_j$, we first define three functions as follows:

$$\begin{aligned} \chi_C(X) &= \frac{1}{|C \cap X|}, \\ \psi_C(X) &= \mathbb{I}\left[|C \cup X| = n-1\right] \cdot (-1)^{|C| + |X| - n + 1}, \\ \varphi_C(X) &= \mathbb{I}\left[|C \cup X| = n\right] \cdot n \cdot (-1)^{|C| + |X| - n + 1}. \end{aligned}$$

Then, we can rewrite the choice probability, defined in Equation (2), by means of the function $\chi_C(X)$ as follows:

$$\mathbb{P}_j(X) = \sum_{C \in N_j} \lambda(C) \chi_C(X). \quad (4)$$

We also notice that $\psi_C(X)$ and $\varphi_C(X)$ have a similar structure and their summation can be simplified as

$$\psi_C(X) + \varphi_C(X) = \mathbb{I}\left[|C \cup X| \geq n-1\right] \cdot n^{|C \cup X| - n + 1} (-1)^{|C| + |X| - n + 1}. \quad (5)$$

Next, we claim that for all $C, C' \in N_j$,

$$\sum_{X \in N_j} \chi_{C'}(X) (\psi_C(X) + \varphi_C(X)) = \begin{cases} 1, & \text{if } C' = C, \\ 0, & \text{otherwise.} \end{cases} \quad (6)$$

Invoking the claim, Equation (3) follows immediately, since

$$\begin{aligned} & \sum_{X \in N_j} \mathbb{P}_j(X) \cdot \mathbb{I}\left[|C \cup X| \geq n-1\right] \cdot n^{|C \cup X| - n + 1} (-1)^{|C| + |X| - n + 1} \\ &= \sum_{X \in N_j} \sum_{C' \in N_j} \lambda(C') \cdot \chi_{C'}(X) \cdot (\psi_C(X) + \varphi_C(X)) \quad \left[\text{by Equations (4) and (5)}\right] \\ &= \sum_{C' \in N_j} \lambda(C') \cdot \sum_{X \in N_j} \chi_{C'}(X) \cdot (\psi_C(X) + \varphi_C(X)) \\ &= \sum_{C' \in N_j} \lambda(C') \cdot \mathbb{I}[C' = C] \quad \left[\text{by the claim stated above as Equation (6)}\right] \\ &= \lambda(C). \end{aligned}$$

Therefore, in order to complete the proof of the Equation (3), it is sufficient to prove that claim. Notably, the proof of the identity (6) is quite involved and we thus relegate its proof to the companion (see Section EC.1.1).

In what follows next, we complete the proof of Theorem 1 by showing that the distribution λ is unique. First, note that Equation (4) relates probability distribution λ over choice sets to the choice probability $\mathbb{P}_j(X)$ through the system of linear equations which can be represented as $\mathbf{y} = A \cdot \boldsymbol{\lambda}$, where $\mathbf{y} = (\mathbb{P}_j(X))_{X: j \in X}$ and $\boldsymbol{\lambda} = (\lambda(C))_{C: C \in N_j}$ are two vectors of length 2^{n-1} . Then, Equation (3) provides another relationship between choice frequencies $\mathbb{P}_j(X)$ and the model parameters λ in a linear form as $\boldsymbol{\lambda} = B \cdot \mathbf{y}$. Given that A is a $2^{n-1} \times 2^{n-1}$ dimensional matrix, proving the uniqueness of λ distribution reduces to showing that $\det(A) \neq 0$ and we show it as follows:

$$\boldsymbol{\lambda} = B \cdot \mathbf{y} = B \cdot A \cdot \boldsymbol{\lambda} \Rightarrow I = B \cdot A \Rightarrow 1 = \det(I) = \det(B) \cdot \det(A) \Rightarrow \det(A) \neq 0.$$

We refer the readers to Section EC.1.1 for the complete proof of the theorem. \square

Theorem 1 allows us to compute the probability mass of each consideration set $C \subseteq N$ such that $C \neq \emptyset$. Then, we can find $\lambda(\emptyset)$ directly by using the equation $\sum_{C \subseteq N} \lambda(C) = 1$. It follows from Theorem 1 that identification of $\lambda(C)$ relies only on the access to the probabilities of choosing an

arbitrary item j in C under various assortments, i.e., j can be any item in C . As a result, for each C , there are at least $|C|$ ways to compute $\lambda(C)$. We can also formulate the corollary below that specifies the necessary conditions if the data generation process is consistent with the SSM model.

COROLLARY 1. *Consider two products j and k . Suppose that the choice data for j and k , $\{\mathbb{P}_j(S): S \subseteq N_j\}$ and $\{\mathbb{P}_k(S): S \subseteq N_k\}$, are consistent with an underlying SSM model. Then for every set $C \subseteq N$ such that $j, k \in C$, the following equation is satisfied:*

$$\begin{aligned} & \sum_{X \in N_j} \mathbb{I}\left[|C \cup X| \geq n-1\right] \cdot n^{|C \cup X| - n + 1} (-1)^{|C| + |X| - n + 1} \mathbb{P}_j(X) \\ &= \sum_{X \in N_k} \mathbb{I}\left[|C \cup X| \geq n-1\right] \cdot n^{|C \cup X| - n + 1} (-1)^{|C| + |X| - n + 1} \mathbb{P}_k(X). \end{aligned}$$

Note that this corollary follows directly from the Theorem 1. Alternatively, we can recover the underlying parameters of the SSM model from the collection of choice probabilities $\{\mathbb{P}_0(S): S \subseteq N\}$, where we only need to have access to the probability to choose an ‘outside’ option under assortments $S \subseteq N$. In particular, we have the following result:

LEMMA 1. *Suppose that the collection of probabilities to choose the ‘default’ option, i.e., $\{\mathbb{P}_0(S): S \subseteq N\}$, is consistent with an underlying SSM model. Then, we have that*

$$\lambda(C) = \sum_{X \subseteq C} (-1)^{|C| - |X|} \mathbb{P}_0(N \setminus X). \quad (7)$$

Lemma 1 follows from a particular form of the inclusion-exclusion principle stated in Graham (1995). For any finite set Z , if $f: 2^Z \rightarrow \mathbb{R}$ and $g: 2^Z \rightarrow \mathbb{R}$ are two real-valued set functions defined on the subsets of Z such that $g(X) = \sum_{Y \subseteq X} f(Y)$, then the inclusion-exclusion principle states that $f(Y) = \sum_{X \subseteq Y} (-1)^{|Y| - |X|} g(X)$. Our result then follows from replacing $f(Y)$ with $\lambda(C)$ and defining $g(X) = \mathbb{P}_0(N \setminus X) = \sum_{C \subseteq X} \lambda(C)$. Note that it might be challenging to observe the probability of choosing a ‘default’ option beyond the scope of experimental studies since most of the time the choice data do not include this information in real-world settings. To this end, Theorem 1 has higher practical importance in identifying parameters of the SSM model than Lemma 1 despite the fact that Equation (7) is less involved than Equation (3). Finally, after combining together Theorem 1 and Lemma 1, we can formulate another set of necessary conditions imposed on the choice frequencies that should be satisfied if the data generation process is consistent with the SSM model.

COROLLARY 2. *Suppose that the choice data $\{\mathbb{P}_j(S): S \subseteq N_j\}$ and $\{\mathbb{P}_0(S): S \subseteq N\}$ are consistent with an underlying SSM model. Then for every set $C \subseteq N$ such that $j \in C$ the following equation is satisfied:*

$$\sum_{X \subseteq C} (-1)^{|C| - |X|} \mathbb{P}_0(N \setminus X) = \sum_{X \in N_j} \mathbb{I}\left[|C \cup X| \geq n-1\right] \cdot n^{|C \cup X| - n + 1} (-1)^{|C| + |X| - n + 1} \mathbb{P}_j(X).$$

4.2. Characterization of the SSM Model through Axioms

In all the results described above, we assumed that the choice data, i.e., the collection of choice probabilities, is consistent with an underlying SSM model. To verify that this is indeed the case, we establish a set of necessary and sufficient conditions that the choice probabilities must satisfy to ensure consistency. In other words, we now characterize the SSM model using axioms imposed on the collection of choice probabilities. The first axiom is related to the ‘cannibalization’ effect which is the phenomenon where the sales or market share of one product is negatively impacted by the introduction or availability of a substitute product. We denote this axiom as *symmetric cannibalization* (S-cannibalization) and state it as follows.

S-CANNIBALIZATION: For all offer sets $S \subseteq N$ and $j, k \in S$ such that $j \neq k$:

$$\mathbb{P}_j(S \setminus \{k\}) - \mathbb{P}_j(S) = \mathbb{P}_k(S \setminus \{j\}) - \mathbb{P}_k(S).$$

S-cannibalization axiom implies that for all pairs of products $j, k \in N$, the ‘cannibalization’ effect of product k on product j is the same as the ‘cannibalization’ effect of product j on k for every assortment $S \subseteq N$, i.e., the demand cannibalization effect is symmetrical. It follows from the axiom that if product j cannibalizes (resp. does not cannibalize) product k in an assortment, then product k cannibalizes (resp. does not cannibalize) product j in the same assortment.

Our second axiom is rather technical and it imposes some restrictions on the probabilities to choose the ‘default’ option.

D-REGULARITY: For all offer sets $S \subseteq N$, we have that:

$$\sum_{X \subseteq S} (-1)^{|S| - |X|} \mathbb{P}_0(N \setminus X) \geq 0.$$

In what follows below, we present our main theorem which characterizes the SSM model through the axioms defined above.

THEOREM 2. *The collection of choice probabilities $\{\mathbb{P}_j(S) : j \in S^+, S \subseteq N\}$ is consistent with an SSM model with unique distribution λ if and only if it satisfies S-Cannibalization and D-Regularity.*

The proof is relegated to ecompanion (see Section EC.1.2). As it can be seen therein, establishing necessity is rather straightforward, but establishing sufficiency is more involved. We prove sufficiency by constructing the distribution λ and then the uniqueness of λ follows directly from the Theorem 1.

Theorem 2 can be used to verify if the choice generation process is indeed consistent with an SSM model. It can also be observed that the D-Regularity axiom when combined with the S-Cannibalization axiom ensures a well-known *regularity* property (or *weak rationality*) which plays an important role in the economics literature (Rieskamp et al. 2006), i.e., if $S_1 \subseteq S_2$ then $\mathbb{P}_j(S_1) \geq \mathbb{P}_j(S_2)$.

LEMMA 2. *If a choice model \mathbb{P} satisfies S-Cannibalization and D-Regularity then for all subsets $S_1, S_2 \subseteq N$ such that $S_1 \subseteq S_2$ we have that $\mathbb{P}_j(S_1) \geq \mathbb{P}_j(S_2)$ for any $j \in S_1$.*

We also formulate the lemma below which states that if the two aforementioned axioms are satisfied, then the ‘cannibalization’ effect of item k on item j diminishes when we enlarge the assortment.

LEMMA 3. *If a choice model \mathbb{P} satisfies S-Cannibalization and D-Regularity then $\Delta_k \mathbb{P}_j(S_1) \geq \Delta_k \mathbb{P}_j(S_2)$ if $S_1 \subseteq S_2$, where $\Delta_k \mathbb{P}_j(S) = \mathbb{P}_j(S \setminus \{k\}) - \mathbb{P}_j(S)$.*

In other words, it follows from the lemma that if item k cannibalizes item j in assortment S_1 , then item k also cannibalizes item j in assortment $S_2 \subseteq S_1$. Equivalently, if item k does not cannibalize item j in assortment S_1 then item k also does not cannibalize item j in assortment $S_2 \supseteq S_1$.

4.3. Comparison to the Existing Models

A widely used choice model class in economics and marketing is the random utility maximization (RUM) class (Thurstone 1927, Block et al. 1959, McFadden et al. 1973). In the RUM class, each alternative is associated with a random utility. Once the randomness is revealed, agents choose the alternative with the highest utility, i.e., agents maximize their utility. Alternatively, one can represent RUM as a probability distribution μ over the collection of all strict linear orders (i.e., rankings) on N^+ (Farias et al. 2013). From here we can see that any RUM model can be represented by a ranking-based model and a ranking-based model is a RUM model. Many widely used choice models, such as MNL and mixed-MNL models, are also in the RUM class. The stochastic set model proposed in this paper is another example of the RUM class as we show in the lemma below.

LEMMA 4. *The SSM model class is nested in the RUM class and the reverse does not hold.*

We prove Lemma 4 by first showing that any SSM model can be represented by a distribution μ over rankings and then by providing an instance of the RUM class which is not consistent with the SSM model (see details in Section EC.1.3 in ecompanion).

Interestingly, neither the MNL model is nested in the SSM model nor the SSM model is nested in the MNL model. It is straightforward to check that the MNL model satisfies the S-Cannibalization axiom only if its attraction parameters are the same for all items, i.e., market shares of all the items are the same. Moreover, in contrast with the SSM model, the MNL model cannot generate the choice data instance in which item i has a non-zero market share and at the same time does not cannibalize item j . Symmetric cannibalization property differentiates the SSM model from the broad class of choice models with a single preference order (Manzini and Mariotti 2014, Jagabathula et al. 2022a). Different from many existing choice rules, the SSM model can explain choice data instances when item i cannibalizes item j , item j cannibalizes item k , but item i does not cannibalize item k (e.g., MNL, LC-MNL, Nested Logit models are not consistent with this choice data generation process).

4.4. Discussion of the Main Results

We first highlight that most nonparametric choice models are not identifiable from the choice data $\{\mathbb{P}_j(S) : j \in S^+, S \subseteq N\}$ alone. The examples include the ranking-based model (Farias et al. 2013), the Markov-chain model (Blanchet et al. 2016), the decision forest model (Chen and Mišić 2022), among others. In particular, Sher et al. (2011) show that the ranking-based model cannot be identified when $n \geq 4$. Intuitively, the nonidentifiability of most of the aforementioned nonparametric models can be explained by the fact that the parameter space grows much faster with n than the number of available equations that match predicted and actual choice probabilities $\{\mathbb{P}_j(S)\}_{j \in S^+, S \subseteq N}$ to identify model parameters. For instance, a ranking-based model requires the estimation of $n!$ parameters, which is the number of all possible rankings, while the number of available equations to identify model parameters is upper bounded by $n \cdot 2^n$, where 2^n is the total number of assortments $S \subseteq N$. In contrast, the number of parameters in the SSM model proposed in this paper is lower than the number of the available equations that match predicted and actual purchase probabilities $\{\mathbb{P}_j(S)\}_{j \in S^+, S \subseteq N}$ to identify model parameters, i.e., SSM model requires the estimation of 2^n parameters and we have at least 2^n equations to accomplish that. Thus, to the best of our knowledge, the SSM model is one of the most flexible choice rules (i.e., it has the highest number of parameters) which are still identifiable from the choice data alone.

Surprisingly, the parameters of our SSM model can be expressed in a closed form via the choice probabilities $\{\mathbb{P}_j(S)\}_{j \in S^+, S \subseteq N}$. This distinguishes the SSM model from other parametric and nonparametric choice rules. To the best of our knowledge, MNL is one of the very few models that have a similar property. Another example would be a consider-then-choose (CTC) model studied by Jagabathula et al. (2022a) where the authors show that the model is partially identified as the marginal distribution over consideration sets can be identified from the choice data. However, the unique identification of this marginal distribution is possible *only* under the assumption that the ‘default’ option is always the least preferred alternative in the preference lists of customers. In contrast, we do not make any assumption on the choice data in Theorem 1 to achieve identifiability of the SSM model. Jagabathula et al. (2022a) also investigate a special case of the CTC model, called the GCC model, where all customers follow the same preference order σ to make decisions after sampling a consideration set. They also provide closed-form expressions to estimate the parameters of the GCC model. However, this model is quite restrictive and suffers from one-directional cannibalization which implies that all customers follow the same preference order.

Finally, we emphasize that the characterization of the choice models through the axioms is a common approach in the economics field where most of the papers focus on the *parametric* models. Luce’s independence of irrelevant alternatives (IIA) axiom (Luce 2012, Hausman and McFadden 1984) is one of the most popular examples which is frequently used to demonstrate the limitation of

the MNL model both in the economics and operation fields. A more recent example is provided by Echenique and Saito (2019) where the authors extend the Luce model by proposing a set of axioms that relax the IIA property. Manzini and Mariotti (2014) characterize the random choice rule through ‘asymmetry’ and ‘menu independence’ axioms. Interestingly, in addition to the SSM, the rank-based model is one of the very few nonparametric models that are characterized by axioms. In particular, choice data are consistent with a ranking-based model if and only if it satisfies the regularity property (Barberá and Pattanaik 1986, McFadden and Richter 1990) that imposes restrictions on the choice probabilities as in Lemma 2 and can be stated as an axiom. As a result, our paper also contributes to the growing literature that focuses on axiomatic choice.

5. Data Model and Estimation Methodology

We start this section with a description of the data that one usually faces in real-world applications and propose our estimation framework. We consider a maximum likelihood estimation (MLE) approach and formulate the MLE problem as a concave maximization problem. We conclude this section by showing how to solve this MLE problem by exploiting the expectation maximization (EM) methodology and the column generation algorithm.

5.1. Data Model

We assume we have the sales transactions denoted by $\{(S_t, i_t)\}_{t=1, \dots, T}$, which consist of purchase records over T periods. A purchase record at time t is characterized by a tuple (S_t, i_t) , where $S_t \subseteq N$ denotes the subset of products on offer in period t and $i_t \in S_t \cup \{0\}$ denotes the product purchased in period t . In addition, we let \mathcal{S} denote the set of unique assortments observed in the data and let m denote the cardinality of this set, i.e., $m = |\mathcal{S}|$. Then, for each assortment $S \in \mathcal{S}$ and $i \in S^+ \equiv S \cup \{0\}$, we let $\tau(S, i)$ denote the number of times the tuple (S, i) appears in the sales transactions $\{(S_t, i_t)\}_{t=1, \dots, T}$.

5.2. Maximum Likelihood Estimation (MLE)

To estimate the model from data $\{(S_t, i_t)\}_{t=1, \dots, T}$, we first write down the following optimization problem with respect to a fixed collection $\bar{\mathcal{C}}$ of preselected sets:

$$P^{\text{MLE}}(\bar{\mathcal{C}}) : \quad \underset{\lambda \geq 0, \mathbf{Y}}{\text{maximize}} \quad \mathcal{L}(\mathbf{Y}) \quad (8a)$$

$$\text{such that} \quad \mathbf{A}_S \boldsymbol{\lambda} = \mathbf{Y}_{*,S} \quad \forall S \in \mathcal{S}, \quad (8b)$$

$$\sum_{C \in \bar{\mathcal{C}}} \lambda_C = 1, \quad (8c)$$

where λ_C is an element of a vector $\boldsymbol{\lambda} \in \mathbb{R}^{|\bar{\mathcal{C}}|}$ and it represents the likelihood of a customer type that preselects the set $C \in \bar{\mathcal{C}}$, $\mathbf{Y}_{j,S}$ is an element of the matrix \mathbf{Y} and it represents the aggregate

likelihood of the customer types that would pick the alternative j from the offer set S , $\mathbf{Y}_{*,S} \in \mathbb{R}^{n+1}$ is a column of the matrix \mathbf{Y} , and the log-likelihood function is represented as follows:

$$\mathcal{L}(\mathbf{Y}) \equiv \sum_{S \in \mathcal{S}} \sum_{i \in S^+} \tau(S, i) \cdot \log(Y_{i,S}),$$

which is a concave function. It can be inferred from the first set of constraints (8b) that \mathbf{A}_S is a matrix of the size $(n+1) \times |\bar{\mathcal{C}}|$. The element at the j 's row and C 's column of this matrix is equal to $1/|S \cap C|$ if $j \in S \cap C$ and 0, otherwise.

First, it is worth emphasizing that when $\bar{\mathcal{C}}$ includes any subset of N (i.e., $\bar{\mathcal{C}}$ is the power set of N) then optimization problem (8) solves the MLE problem under the SSM model. However, when $\bar{\mathcal{C}}$ does not include all the subsets in N , we refer the problem $P^{\text{MLE}}(\bar{\mathcal{C}})$ specified above as a *restricted* optimization problem. Second, we note that optimization problem (8) is concave and thus we can use a solver for convex programming to find the optimal solution. Alternatively, we will exploit an expectation-maximization (EM) algorithm to obtain the optimal solution to the restricted problem $P^{\text{MLE}}(\bar{\mathcal{C}})$. We find that this EM algorithm is more efficient than existing general convex programming solvers.

5.3. Solving MLE with the EM Algorithm

The EM algorithm is a method for finding the maximum likelihood estimates of parameters in statistical models where the data are incomplete or there are unobserved latent variables. The algorithm proceeds in two steps: the expectation step (E-step), where the expectation of the complete-data log-likelihood is calculated given the current parameter estimates, and the maximization step (M-step), where the parameters are updated to maximize the expected complete-data log-likelihood. In the context of our MLE problem specified above, the unobserved latent variable is the probability mass of customer types, which are associated with specific preselected sets, since customer types are not directly observed from the sales transaction data. We start our EM algorithm with arbitrary initial parameter estimate λ^{est} . Then, we repeatedly apply the ‘‘E’’ and ‘‘M’’ steps, which are described below, until convergence.

E-step: If customer types associated with each transaction are known to us then we would be able to represent the complete-data log-likelihood function in the following way

$$\mathcal{L}^{\text{complete}} = \sum_{C \in \bar{\mathcal{C}}} \tau_C \cdot \log \lambda(C) + \text{constant},$$

where τ_C is the number of transactions made by customers of the type C . However, in the context of our problem, the customer types are not observed in the data and we thus replace $\tau(C)$ from the aforementioned complete-data log-likelihood function by its conditional expectation $\mathbf{E}[\tau(C) | \lambda^{\text{est}}]$

which allows us to obtain $\mathbf{E}[\mathcal{L}^{\text{complete}} | \lambda^{\text{est}}]$. To obtain the conditional expectation, we first apply the Bayes' rule

$$\mathbb{P}(C | S, i, \lambda^{\text{est}}) = \frac{\mathbb{P}(i | C, S, \lambda^{\text{est}}) \cdot \mathbb{P}(C | \lambda^{\text{est}})}{\sum_{C \in \bar{\mathcal{C}}} \mathbb{P}(i | C, S, \lambda^{\text{est}}) \cdot \mathbb{P}(C | \lambda^{\text{est}})} = \frac{\mathbb{P}(i | C, S) \cdot \lambda^{\text{est}}(C)}{\sum_{C \in \bar{\mathcal{C}}} \mathbb{P}(i | C, S) \cdot \lambda^{\text{est}}(C)}, \quad (9)$$

where $\mathbb{P}(C | S, i, \lambda^{\text{est}})$ is the probability that an item i from the offer set S is purchased by a customer of type C when λ^{est} represents the probability mass of different customer types and $\mathbb{P}(i | C, S)$ is a probability to choose item i from the offer set S by a customer of type C . Consequently, the aforementioned Equation (9) allows us to compute $\hat{\tau}(C)$, which is the expected number of transactions made by customers of the type C , in the following way:

$$\hat{\tau}_C = \mathbf{E}[\tau_C | \lambda^{\text{est}}] = \sum_{S \in \mathcal{S}} \sum_{i \in S^+} \tau(S, i) \cdot \mathbb{P}(C | S, i, \lambda^{\text{est}}),$$

and we thus compute the expectation of the complete-data log-likelihood function as follows:

$$\mathbf{E}[\mathcal{L}^{\text{complete}} | \lambda^{\text{est}}] = \sum_C \hat{\tau}_C \cdot \log \lambda^{\text{est}}(C). \quad (10)$$

M-step: By maximizing the expected complete data log-likelihood function (10), we obtain the optimal solution $\lambda^*(C) = \hat{\tau}_C / \sum_C \hat{\tau}_C$ which is used to update λ^{est} .

Finally, we highlight that the EM algorithm has been widely used in the OM field to estimate various choice models such as the mixed-MNL model (Train 2008), the ranking-based model (van Ryzin and Vulcano 2017), the Markov chain choice model (Şimşek and Topaloglu 2018), the consider-then-choose (CTC) model (Jagabathula et al. 2022a), the DAG-based choice models (Jagabathula et al. 2022b), among others.

5.4. Preselected Set Discovery Algorithm

In theory, as it was mentioned above, in order to solve the MLE problem one can exploit the aforementioned EM algorithm and apply it to the optimization problem $P^{\text{MLE}}(\bar{\mathcal{C}})$ when the collection of customer segments is equal to the power set of N , i.e., $\bar{\mathcal{C}} = 2^N$. However, this approach becomes highly intractable as the number of products n increases. In this case, the number of decision variables would grow exponentially with n .

Therefore, we propose an alternative way to solve the MLE problem which is based on the *column generation* (CG) procedure (Bertsimas and Tsitsiklis 1997), a widely used procedure to solve large-scale optimization problems with linear constraints. In accordance with the CG framework, instead of solving the full-scale optimization problem $P^{\text{MLE}}(2^N)$ directly, we will repeatedly execute the following two steps: (i) find the optimal solution $(\mathbf{Y}, \boldsymbol{\lambda})$ to the restricted problem $P^{\text{MLE}}(\bar{\mathcal{C}})$ by the EM algorithm described in Section 5.3; (ii) solve a subproblem (which will be described later) to

find a new column and expand the restricted problem $P^{\text{MLE}}(\bar{\mathcal{C}})$ by concatenating the column. Notice that each column in the complete problem $P^{\text{MLE}}(2^N)$ corresponds to a preselected set. Therefore, when we introduce a new column C^* to the restricted problem $P^{\text{MLE}}(\bar{\mathcal{C}})$, we equivalently augment the ‘support’ of the distribution λ from \mathcal{C} to $\mathcal{C} \cup \{C^*\}$. We will repeat these two steps until we reach optimality or meet a stopping criterion such as a runtime limit. In what follows, we provide the details on how we augment the support of the distribution λ by solving a subproblem and that will complete the description of our MLE framework to calibrate the SSM model.

Let $(\mathbf{Y}, \boldsymbol{\lambda})$ be the optimal primal solution of the optimization problem $P^{\text{MLE}}(\bar{\mathcal{C}})$, which is defined for a fixed collection $\bar{\mathcal{C}}$ of preselected sets. Then, let $(\boldsymbol{\alpha}, \beta)$ be the dual solution of the optimization problem $P^{\text{MLE}}(\bar{\mathcal{C}})$, where $\boldsymbol{\alpha} = (\boldsymbol{\alpha}_S)_{S \in \mathcal{S}}$ corresponds to the first set of constraints such that $\boldsymbol{\alpha}$ is the matrix of the size $(n+1) \times |\bar{\mathcal{S}}|$ and $\boldsymbol{\alpha}_S$ is $(n+1)$ dimensional vector. We then solve the following CG subproblem:

$$\max_{C \subseteq N} \left[\sum_{S \in \mathcal{S}} \boldsymbol{\alpha}_S^T \mathbf{A}_{S,C} + \beta \right] = \max_{C \subseteq N} \left[\sum_{S \in \mathcal{S}} \left(\alpha_{S,0} \cdot \mathbb{I}[C \cap S = \emptyset] + \sum_{i \in S} \frac{\alpha_{S,i} \cdot \mathbb{I}[i \in C]}{|C \cap S|} \right) + \beta \right], \quad (11)$$

where $\mathbf{A}_{S,C}$ is the column (i.e., $n+1$ dimensional vector) of the matrix \mathbf{A}_S which corresponds to the preselected set C and $\alpha_{S,i}$ is the i ’s element of the vector $\boldsymbol{\alpha}_S$. We also use the convention that ‘ $0/0 = 1$ ’ when formulating the aforementioned optimization problem. Then, we add the optimal solution C^* of the subproblem (11) to the set $\bar{\mathcal{C}}$, which is the support of the λ , if and only if the optimal objective value of that subproblem is positive which would indicate that adding C^* to the set $\bar{\mathcal{C}}$ improves the objective value of $P^{\text{MLE}}(\bar{\mathcal{C}})$. Consequently, if the optimal objective value of that subproblem is not positive then we stop our algorithm since it would indicate that the current set $\bar{\mathcal{C}}$ is the support of the distribution λ that optimizes the log-likelihood under the SSM model, i.e., $(\bar{\mathcal{C}}, \boldsymbol{\lambda})$ is the optimal solution to the aforementioned MLE problem.

Finally, it remains to show how we solve the subproblem (11). We exploit a mixed-integer linear optimization (MILP) framework. To begin with, we introduce two sets of binary decision variables. For each $i \in N$, we let x_i denote a binary decision variable that is equal to 1 if product $i \in C$, and 0, otherwise. For each $S \in \mathcal{S}$, we let z_S be a binary variable which is equal to 1 if $|C \cap S| = 0$, and 0, otherwise, i.e., z_S is equal to 1 if and only if a customer type C chooses an ‘outside’ option when offered the set of alternatives S . Then, for all $S \in \mathcal{S}$ and $i \in S$, we add two sets of continuous decision variables u_S and $q_{S,i}$ that are designed to represent the expression $\mathbb{I}[i \in C] / |C \cap S|$ of the subproblem (11) in a linear way. Next, we formulate the MILP to solve the CG subproblem (11), in which we can ignore the constant β , as follows:

$$P^{\text{CG-sub}}(\boldsymbol{\alpha}): \quad \underset{\mathbf{x}, \mathbf{z}, \mathbf{u}, \mathbf{q}}{\text{maximize}} \quad \sum_{S \in \mathcal{S}} \left[\alpha_{S,0} \cdot z_S + \sum_{i \in S} \alpha_{S,i} \cdot q_{S,i} \right], \quad (12a)$$

$$\text{such that } 0 \leq q_{S,i} \leq x_i, \quad \forall S \in \mathcal{S}, i \in S, \quad (12b)$$

$$0 \leq q_{S,i} \leq u_S, \quad \forall S \in \mathcal{S}, i \in S, \quad (12c)$$

$$u_S + x_i \leq q_{S,i} + 1, \quad \forall S \in \mathcal{S}, i \in S, \quad (12d)$$

$$z_S + \sum_{i \in S} q_{S,i} = 1, \quad \forall S \in \mathcal{S}, \quad (12e)$$

$$u_S \in [1/n, 1], \quad \forall S \in \mathcal{S}, \quad (12f)$$

$$x_i \in \{0, 1\}, \quad \forall i \in N, \quad (12g)$$

$$z_S \in \{0, 1\}, \quad \forall S \in \mathcal{S}, \quad (12h)$$

$$q_{S,i} \in [0, 1], \quad \forall S \in \mathcal{S}, i \in S, \quad (12i)$$

where the first three sets of constraints ensure that $q_{S,i} = x_i u_S$ for all $S \in \mathcal{S}, i \in S$. Then the fourth and fifth set of constraints allow us to represent the expression $\mathbb{I}[i \in C] / |C \cap S|$ of the subproblem (11) in a linear way.

Overall, the proposed algorithm consists of solving a finite sequence of MILPs. The size of each MILP scales in $n + m$ in the number of variables and in $n \cdot m$ in the number of constraints, where n is the number of items in a product universe and m is the number of unique assortments in the sales data. Thus, our algorithm is more tractable than the market discovery algorithm proposed by van Ryzin and Vulcano (2014) for the ranking-based model. The latter CG algorithm scales in $n^2 + m$ in the number of variables and in $n^3 + nm$ in the number of constraints. We also test empirically the efficiency of our estimation framework in comparison with the one proposed for the ranking-based model (see Section 7.5).

6. The Assortment Problem, Hardness Result, and Dynamic Program

In this section, we consider the problem of finding the optimal assortment under the SSM model. In what follows, we first formulate the assortment optimization problem and then we show the NP-hardness of this problem which leads us to develop its fully polynomial-time approximation scheme (FPTAS) by a dynamic program.

6.1. Assortment Optimization Formulation and Hardness Result

Throughout this section, we let $r_i > 0$ denote the revenue of a product $i \in N$. Without loss of generality, we assume $r_1 \geq r_2 \geq \dots \geq r_n > 0$. For a given customer type associated with a preselected set C , we let $\text{Rev}_C(S)$ denote its expected revenue under assortment S . Thus, we have

$$\text{Rev}_C(S) = \begin{cases} \sum_{i \in C \cap S} r_i / |C \cap S|, & \text{if } |C \cap S| \geq 1, \\ 0, & \text{if } |C \cap S| = 0. \end{cases} \quad (13)$$

Then, $\sum_{C \in \mathcal{C}} \lambda(C) \cdot \text{Rev}_C(S)$ represents the expected revenue under the SSM model (\mathcal{C}, λ) . Formally, the assortment optimization problem under the SSM model is formulated as follows:

$$\max_{S \subseteq N} \left\{ \sum_{C \in \mathcal{C}} \lambda(C) \cdot \text{Rev}_C(S) \right\}. \quad (14)$$

We first characterize the complexity of the assortment optimization problem in the following theorem.

THEOREM 3. *The assortment optimization problem under the SSM model is NP-hard.*

We prove the aforementioned theorem by constructing a reduction from the vertex cover problem, which is known as an NP-hard problem (Garey and Johnson 1979). We relegate the details to ecompanion (see Section EC.1.4). We further characterize the complexity of the assortment problem by providing its fully polynomial-time approximation scheme (FPTAS) when the number of customer types is fixed.

6.2. A Fully Polynomial-Time Approximation Scheme (FPTAS): Dynamic Program

In this section, our main goal is to provide the FPTAS for the assortment optimization problem under the SSM model. In the context of our problem, FPTAS is an algorithm that can approximate the solution to the assortment problem under the SSM model within a factor of $(1 - \epsilon)$ of the optimal solution in polynomial time, where the degree of the polynomial depends on the input size of the problem and the inverse of ϵ . In other words, this means that for any value of $\epsilon > 0$, the FPTAS algorithm can find a solution that is arbitrarily close to the optimal one in a reasonable amount of time.

Throughout this section, let us assume that the SSM model is characterized by k customer types, i.e., the SSM model is represented by the parameters (\mathcal{C}, λ) where $\mathcal{C} = \{C_1, \dots, C_k\}$ and $\lambda(C_m) = \lambda_m > 0$ only for $m \in K \equiv \{1, 2, \dots, k\}$, and $\sum_{m \in K} \lambda_m = 1$. Then, let $\mathbf{x} \in \{0, 1\}^n$ represent the assortment decision such that $x_i = \mathbb{I}[i \in S]$ for all $i \in N$. For each $m \in K$, we also define the functions $g_m(\mathbf{x}) = \sum_{i=1}^n r_i \cdot \mathbb{I}[i \in C_m] \cdot x_i$ and $h_m(\mathbf{x}) = \sum_{i=1}^n \mathbb{I}[i \in C_m] \cdot x_i$ so that we can represent the assortment optimization problem under the stochastic set model (\mathcal{C}, λ) as follows:

$$\max_{\mathbf{x} \in \{0, 1\}^n} R(\mathbf{x}) := \sum_{m \in K} \lambda_m \cdot f(g_m(\mathbf{x}), h_m(\mathbf{x})), \quad (15)$$

where $f: \mathbb{N}_+ \times \mathbb{N}_+ \rightarrow \mathbb{R}_+$ is defined in the following way:

$$f(a, b) = \begin{cases} a/b, & \text{if } b > 0, \\ 0, & \text{if } b = 0. \end{cases}$$

In what follows, we first show that if $\mathbf{r} = (r_i)_{i \in N}$ is integral then the optimization problem (15) can be solved in pseudo-polynomial time by a dynamic program (see Section 6.2.1). Next, we relax

the assumption that \mathbf{r} is integral, i.e., r_i can now take any positive real number for all $i \in N$ (see Section 6.2.2), and then quantify the approximation performance after we round the values of the vector \mathbf{r} (see Section 6.2.3). We conclude this section with a discussion (see Section 6.2.4).

6.2.1. A pseudo-polynomial-time approach when \mathbf{r} is integral. We first make several observations with respect to the functions g_m and h_m defined above, and then formally present a dynamic program to solve the assortment problem when \mathbf{r} is integral.

Preliminary Observations. One way to solve the aforementioned assortment problem is to sequentially decide whether to add products $1, 2, \dots, n$ to the assortment. Suppose we already made the decision for the first $i - 1$ products of whether to add them to the assortment and now we need to make a decision of whether we should add product i to the assortment. Notice that for a given customer type m , if product i is in the preselected set C_m and we decide to add product i to the assortment, then the function g_m would increase by r_i units and the function h_m would increase by one unit. This argument implies that both g_m and h_m are non-decreasing as we make these sequential decisions. Notably, knowing the value of the functions g_m and h_m is sufficient to compute Rev_{C_m} . In addition, those two functions jointly save the necessary information to compute the revenue function Rev_{C_m} after making the assortment decisions for items $1, \dots, i - 1$, since

$$g_m = \underbrace{\sum_{j=1}^{i-1} r_j \cdot \mathbb{I}[j \in C_m] \cdot x_j}_{\text{for products } 1, \dots, i-1} + \sum_{j=i}^n r_j \cdot \mathbb{I}[j \in C_m] \cdot x_j \quad \text{and} \quad h_m = \underbrace{\sum_{j=1}^{i-1} \mathbb{I}[j \in C_m] \cdot x_j}_{\text{for products } 1, \dots, i-1} + \sum_{j=i}^n \mathbb{I}[j \in C_m] \cdot x_j.$$

Therefore, we let the values of the functions $(g_m, h_m)_{m \in K}$ define the state space of the dynamic program, formulated below, to solve the optimization problem (15).

The state space and value function. We let A_m and B_m denote the state space such that for any assortment decision \mathbf{x} we have $g_m(\mathbf{x}) \in A_m$ and $h_m(\mathbf{x}) \in B_m$, i.e., $A_m = \{0, 1, 2, \dots, \sum_{i=1}^{|C_m|} r_i\}$ and $B_m = \{0, 1, 2, \dots, |C_m|\}$. In accordance with our preliminary observations above, we next define the value function (i.e., revenue-to-go function) and then describe the dynamic program that characterizes the sequential decision-making of adding products to the assortment.

$$\text{Value function: } J_i(a_1, b_1, \dots, a_k, b_k), \quad \forall (a_1, b_1, \dots, a_k, b_k) \in \prod_{m=1}^k A_m \times B_m, \quad i \in N \cup \{n+1\}.$$

Note that the revenue-to-go function $J_i(a_1, b_1, \dots, a_k, b_k)$ represents the maximum expected revenue that we can generate given that the decisions for products $\{1, \dots, i - 1\}$ are already made and they contribute the values a_m and b_m to the functions g_m and h_m , for all $m \in K$, which factor into the value functions associated with items from the set $\{1, \dots, i - 1\}$.

Recursive equation. First, for all $m \in K$ and $i \in N$, we let $\delta_{m,i}$ denote the binary parameter which is equal to 1 if $i \in C_m$ and 0, otherwise, i.e., $\delta_{m,i} = \mathbb{I}[i \in C_m]$. Next, for all $m \in K$ and $i \in N$,

we introduce the parameter $r_{m,i}$ such that $r_{m,i} = \delta_{m,i} \cdot r_i$. Then, the revenue-to-go function satisfies the following recursive relation:

$$J_i(a_1, b_1, \dots, a_k, b_k) = \max \left[\underbrace{J_{i+1}(a_1, b_1, \dots, a_k, b_k)}_{\text{not to include product } i}, \underbrace{J_{i+1}(a_1 + r_{1,i}, b_1 + \delta_{1,i}, \dots, a_k + r_{k,i}, b_k + \delta_{k,i})}_{\text{to include product } i} \right], \quad (16)$$

where the first argument on the right-hand side corresponds to the revenue-to-go function when the decision is not to include product i in the assortment. In this case, the functions g_m and h_m would not collect additional values in comparison with what they have already collected from products $\{1, \dots, i-1\}$. The second argument on the right-hand side of the aforementioned recursive relation corresponds to the revenue-to-go function when the decision is to include product i in the assortment. In this case, as discussed previously, given that g_m and h_m have collected values a_m and b_m from products $\{1, \dots, i-1\}$, the value of g_m would increase by r_i to $a_m + r_i$ if and only if $i \in C_m$. Similarly, the value of h_m would increase by one unit from b_m to $b_m + 1$ if and only if $i \in C_m$ for all $m \in K$.

Boundary conditions. The value of the revenue-to-go function at the terminal state $n+1$ is just an expected revenue that can be computed by Equation (15) that is fully defined by the values a_m and b_m , for all $m \in K$, that are the inputs for the function f . Then, the revenue-to-go function at the terminal state $n+1$ is defined as follows:

$$J_{n+1}(a_1, b_1, \dots, a_k, b_k) = \sum_{m \in K} \lambda_m \cdot f(a_m, b_m), \quad \text{for } (a_1, b_1, \dots, a_k, b_k) \in \prod_{m=1}^k A_m \times B_m. \quad (17)$$

Furthermore, the revenue-to-go function cannot take values outside the state space that we defined above. That leads to another boundary condition when for any $i \in \{1, 2, \dots, n+1\}$, $J_i(a_1, b_1, \dots, a_k, b_k) = -\infty$ if $(a_1, b_1, \dots, a_k, b_k) \notin \prod_{m=1}^k A_m \times B_m$.

Solving the dynamic program with polynomial runtime. We solve the dynamic program specified above using backward induction. We first obtain the value of the revenue-to-go function $J_n(a_1, b_1, \dots, a_k, b_k)$ for all $(a_1, b_1, \dots, a_k, b_k) \in \prod_{m=1}^k A_m \times B_m$ when $i = n$ using the recursive equation specified above and the values of the revenue-to-go function at the terminal state $n+1$. We then obtain the value of the revenue-to-go function $J_{n-1}(a_1, b_1, \dots, a_k, b_k)$ for all $(a_1, b_1, \dots, a_k, b_k) \in \prod_{m=1}^k A_m \times B_m$ when $i = n-1$ based on the values of the revenue-to-go function computed during the previous iteration. We continue this backward induction until $i = 1$ and, notably, $J_1(0, 0, \dots, 0, 0)$ is exactly the optimal expected revenue in the assortment optimization problem (15). Finally, we represent the total runtime when solving the aforementioned dynamic program as follows:

$$\text{DP runtime} = n \cdot \prod_{m=1}^k |A_m| \cdot |B_m| = O\left(n \cdot (R_{\max} \cdot C_{\max})^k\right),$$

where $C_{\max} = \max_{m \in K} |C_m|$ and $R_{\max} = \sum_{i=1}^{C_{\max}} r_i$. Thus, the runtime is polynomial in C_{\max} , R_{\max} and n given that k is fixed.

6.2.2. Relaxing the integrality assumption of \mathbf{r} . We next let r_i be any real positive number, for all $i \in N$. Then, we let R^* be the optimal objective value of the assortment optimization problem (15) under this assumption and emphasize again that our main goal when constructing the FPTAS is to find a solution \mathbf{x} to the aforementioned problem such that $R(\mathbf{x}) \geq (1 - \epsilon) \cdot R^*$ given an arbitrary precision $\epsilon > 0$. In order to achieve this goal, we first discretize the value of r_i as follows:

$$\tilde{r}_i = \left\lfloor \frac{r_i}{r_n} \cdot \frac{1}{\epsilon} \right\rfloor, \quad \forall i \in N.$$

Similarly to the Section 6.2.1 above, we have the following set of definitions: $\tilde{r}_{m,i} = \tilde{r}_i \cdot \delta_{m,i}$, $\tilde{A}_m = \{0, 1, 2, \dots, \sum_{i=1}^{|C_m|} \tilde{r}_i\}$, and $\tilde{g}_m(\mathbf{x}) = \sum_{i=1}^n \tilde{r}_{m,i} \cdot x_i$. Thus, for any assortment decision \mathbf{x} , we have that $\tilde{g}_k(\mathbf{x}) \in \tilde{A}_m$. Unsurprisingly, we do not need to discretize $h_m(\mathbf{x})$, as this function is already integral for all $m \in K$. Next, let us introduce the discretized version of the assortment optimization problem under the SSM model in the following way:

$$\max_{\mathbf{x} \in \{0,1\}^n} \tilde{R}(\mathbf{x}) := \sum_{m \in K} \lambda_m \cdot f(\tilde{g}_m(\mathbf{x}), h_m(\mathbf{x})), \quad (18)$$

which is similar to the assortment optimization problem (15) except that we replace the first argument in the function $f(\cdot, \cdot)$ by its discretized version \tilde{g}_m for each $m \in K$. We can now solve the discretized assortment optimization problem by a dynamic program in the same spirit as in Section 6.2.1 and we thus omit the details in the interest of space. Then, the state space is defined by $\prod_{m=1}^k \tilde{A}_m \times B_m$ and the revenue-to-go (i.e., value) function is denoted by $\tilde{J}_i(a_1, b_1, \dots, a_k, b_k)$. Similarly to what we observe in Section 6.2.1, the revenue-to-go function $\tilde{J}_i(a_1, b_1, \dots, a_k, b_k)$ can be represented in the recursive way:

$$\tilde{J}_i(a_1, b_1, \dots, a_k, b_k) = \max \left[\tilde{J}_{i+1}(a_1, b_1, \dots, a_k, b_k), \tilde{J}_{i+1}(a_1 + \tilde{r}_{1,i}, b_1 + \delta_{1,i}, \dots, a_k + \tilde{r}_{k,i}, b_k + \delta_{k,i}) \right]. \quad (19)$$

As discussed, the first and the second arguments on the right-hand side of the aforementioned recursive equation correspond to the revenue-to-go function when the decision is not to include product i in the assortment and to include product i in the assortment, respectively. Then, the revenue-to-go function $\tilde{J}_i(a_1, b_1, \dots, a_k, b_k)$ satisfies the following boundary conditions:

$$\tilde{J}_{n+1}(a_1, b_1, \dots, a_k, b_k) = \sum_{m \in K} \lambda_m \cdot f(a_m, b_m), \quad \forall (a_1, b_1, \dots, a_k, b_k) \in \prod_{m=1}^k \tilde{A}_m \times B_m.$$

Also, we intend to exclude the states that are outside $\prod_{m=1}^k \tilde{A}_m \times B_m$ from the consideration and we thus assume that $\tilde{J}_i(a_1, b_1, \dots, a_k, b_k) = -\infty$ for $(a_1, b_1, \dots, a_k, b_k) \notin \prod_{m=1}^k \tilde{A}_m \times B_m$, for any $i \in \{1, 2, \dots, n+1\}$. As in Section 6.2.1, we can solve this dynamic program using backward induction. Finally, the total runtime to solve the aforementioned dynamic program is $n \cdot \prod_{m=1}^k |\tilde{A}_m| \cdot |B_m| = O\left(n \cdot \tilde{R}_{\max}^k \cdot C_{\max}^k\right)$, where $\tilde{R}_{\max} = \sum_{i=1}^{C_{\max}} \tilde{r}_i$.

6.2.3. Approximation results. After solving the dynamic program described above we obtain the vector $\tilde{\mathbf{x}}^*$ which is the optimal solution to assortment optimization problem (18). In what follows, our major goal is to analyze how good $\tilde{\mathbf{x}}^*$ is as an approximation to \mathbf{x}^* , which is the optimal solution to the assortment optimization problem (15). We begin addressing this question by formulating a lemma that gives a ‘uniform bound’ to the difference between the ‘original’ revenue function and the revenue function after we truncate the values \tilde{r}_i for all $i \in N$.

LEMMA 5. *For any assortment solution $\mathbf{x} \in \{0, 1\}^n$, we have $0 \leq R(\mathbf{x}) - r_n \epsilon \cdot \tilde{R}(\mathbf{x}) \leq r_n \epsilon$, where $R(\mathbf{x})$ and $\tilde{R}(\mathbf{x})$ are defined as in the optimization problems (15) and (18), respectively.*

Proof: We first represent $R(\mathbf{x}) - r_n \epsilon \cdot \tilde{R}(\mathbf{x})$ as follows

$$R(\mathbf{x}) - r_n \epsilon \cdot \tilde{R}(\mathbf{x}) = \sum_{m \in K} \lambda_m \cdot \left[f(g_m(\mathbf{x}), h_m(\mathbf{x})) - r_n \epsilon \cdot f(\tilde{g}_m(\mathbf{x}), h_m(\mathbf{x})) \right].$$

Then, in order to prove this lemma it suffices to show that for every $m \in K$ we have that

$$0 \leq f(g_m(\mathbf{x}), h_m(\mathbf{x})) - r_n \epsilon \cdot f(\tilde{g}_m(\mathbf{x}), h_m(\mathbf{x})) \leq r_n \epsilon, \quad (20)$$

since $\sum_{m \in K} \lambda_m = 1$. In what follows next, we consider two cases for a specific $m \in K$:

Case 1: $h_m(\mathbf{x}) = \sum_{i \in C_m} x_i = 0$. Then we have that

$$0 \leq f(g_m(\mathbf{x}), h_m(\mathbf{x})) - r_n \epsilon \cdot f(\tilde{g}_m(\mathbf{x}), h_m(\mathbf{x})) = 0 - 0 = 0 \leq r_n \epsilon,$$

Case 2: $h_m(\mathbf{x}) = \sum_{i \in C_m} x_i \neq 0$. In this case, we have that

$$\begin{aligned} 0 &\leq f(g_m(\mathbf{x}), h_m(\mathbf{x})) - r_n \epsilon \cdot f(\tilde{g}_m(\mathbf{x}), h_m(\mathbf{x})) \\ &= \frac{r_n \epsilon}{\sum_{i \in C_m} x_i} \cdot \sum_{i \in C_m} \left(\frac{r_i}{r_n \epsilon} - \left\lfloor \frac{r_i}{r_n \epsilon} \right\rfloor \right) \cdot x_i \leq \frac{r_n \epsilon}{\sum_{i \in C_m} x_i} \cdot \sum_{i \in C_m} x_i = r_n \epsilon, \end{aligned}$$

where the first and the last inequalities follow since $0 \leq t - \lfloor t \rfloor < 1$ for any real number t . Now, in both Case 1 and 2 we show that Equation (20) is satisfied. \square

Next, we show that the optimal solution of the discretized assortment problem has a $(1 - \epsilon)$ approximation ratio.

LEMMA 6. Let $\tilde{\mathbf{x}}^*$ be the optimal solution to the discretized assortment problem (18) by the dynamic program (19). Then $\tilde{\mathbf{x}}^*$ has a $(1 - \epsilon)$ approximation ratio to the assortment problem (15), i.e.,

$$\frac{R^* - R(\tilde{\mathbf{x}}^*)}{R^*} \leq \epsilon,$$

where R^* is the optimal objective value of the assortment optimization problem (15).

Proof: We first claim that $R^* \geq r_n$. Indeed, let \mathbf{x}_1 be a vector of ones that corresponds to the assortment decision where all the products are offered. Then, we can obtain the following set of inequalities.

$$R^* \geq R(\mathbf{x}_1) = \sum_{m=1}^k \lambda_m \cdot \sum_{i \in C_m} r_i / |C_m| \geq \sum_{m=1}^k \lambda_m \cdot \sum_{i \in C_m} r_n / |C_m| = \sum_{m=1}^k \lambda_m \cdot r_n = r_n,$$

which proves the abovementioned claim.

Then, in what follows below we show that $R^* - R(\tilde{\mathbf{x}}^*) \leq r_n \epsilon$ and it completes the proof of the lemma since we already know that the inequality $r_n \leq R^*$ holds.

$$\begin{aligned} R^* - R(\tilde{\mathbf{x}}^*) &= R(\mathbf{x}^*) - R(\tilde{\mathbf{x}}^*) = R(\mathbf{x}^*) - r_n \epsilon \cdot \tilde{R}(\mathbf{x}^*) + r_n \epsilon \cdot \tilde{R}(\mathbf{x}^*) - r_n \epsilon \cdot \tilde{R}(\tilde{\mathbf{x}}^*) + r_n \epsilon \cdot \tilde{R}(\tilde{\mathbf{x}}^*) - R(\tilde{\mathbf{x}}^*) \\ &= \left(R(\mathbf{x}^*) - r_n \epsilon \cdot \tilde{R}(\mathbf{x}^*) \right) + r_n \epsilon \cdot \left(\tilde{R}(\mathbf{x}^*) - \tilde{R}(\tilde{\mathbf{x}}^*) \right) + \left(r_n \epsilon \cdot \tilde{R}(\tilde{\mathbf{x}}^*) - R(\tilde{\mathbf{x}}^*) \right) \\ &\leq \left(R(\mathbf{x}^*) - r_n \epsilon \cdot \tilde{R}(\mathbf{x}^*) \right) + \left(r_n \epsilon \cdot \tilde{R}(\tilde{\mathbf{x}}^*) - R(\tilde{\mathbf{x}}^*) \right) \quad \left[\text{since } \tilde{R}(\mathbf{x}^*) - \tilde{R}(\tilde{\mathbf{x}}^*) \leq 0 \right] \\ &\leq R(\mathbf{x}^*) - r_n \epsilon \cdot \tilde{R}(\mathbf{x}^*) \quad \left[\text{by invoking Lemma 5} \right] \\ &\leq r_n \epsilon \quad \left[\text{by invoking Lemma 5} \right]. \end{aligned}$$

□

Finally, we formulate the main theorem where we provide the FPTAS for the assortment optimization problem (15).

THEOREM 4. The dynamic program (19) provides an FPTAS for the assortment optimization problem (15) when k is fixed.

Proof: First of all, it follows from Lemma 6 that the solution returned by the dynamic program (19) has an approximation ratio of $1 - \epsilon$. Second, the runtime of the dynamic program (19) is $O\left(n \cdot \tilde{R}_{\max}^k \cdot C_{\max}^k\right)$. Finally, we claim that the total runtime of the dynamic program (19) is $O\left(n \cdot C_{\max}^{2k} \cdot (r_1/r_n)^k \cdot (1/\epsilon)^k\right)$, which is polynomial in the input size and $1/\epsilon$ because of the following set of inequalities:

$$\tilde{R}_{\max} = \sum_{i=1}^{C_{\max}} \tilde{r}_i \leq \sum_{i=1}^{C_{\max}} \frac{r_i}{r_n \epsilon} \leq C_{\max} \cdot \frac{r_1}{r_n} \cdot \frac{1}{\epsilon}.$$

□

6.2.4. Discussion. In this section, we proposed the dynamic program to solve the assortment optimization problem under the SSM model. The dynamic program has runtime $O\left(n \cdot C_{\max}^{2k} \cdot (r_1/r_n)^k \cdot (1/\epsilon)^k\right)$, which is polynomial in input size (i.e., n , C_{\max} , r_1/r_n) and $1/\epsilon$. Throughout this section, we assumed that the number of customer types k (i.e., the number of summands in the objective function) is fixed. Notably, this is a common and natural assumption in the existing literature when providing FPTAS results for the assortment optimization problem under various choice models (Désir et al. 2022, Akçakuş and Mišić 2021) and sum-of-ratios optimization (Rusmevichientong et al. 2009, Mittal and Schulz 2013). In particular, Désir et al. (2022) and Akçakuş and Mišić (2021) also consider a discretize-then-approximate approach, where they discretize the utility parameters of the LC-MNL model.

In theory, one might assume that C_{\max} scales as $O(n)$ and thus might lead to a n^{2k+1} factor in the runtime of the proposed FPTAS in this section. In this case, the runtime of our FPTAS would be comparable to the runtime of the FPTAS for the assortment optimization problem under the LC-MNL model (Désir et al. 2022). However, there is abundant evidence in the marketing and psychology literature showing that customers usually sample relatively small consideration sets when making purchasing decisions (Hauser and Wernerfelt 1990, Hauser 2014), i.e., C_{\max} is known to be relatively small. This is also supported by the empirical results obtained in this paper (see Section 7.5 for details). Therefore, we have the evidence to assume that C_{\max} is finite and thus the runtime of the proposed FPTAS could scale as $O(n)$.

7. Empirical Study

In this section, our main goal is to compare the predictive power and computational tractability of the SSM model against standard benchmarks, such as the latent-class MNL (LC-MNL) and the ranking-based model, using the IRI Academic dataset (Bronnenberg et al. 2008), which consists of real-world purchase transactions from grocery and drug stores. We then evaluate the impact of asymmetry in demand cannibalization, which is related to the distinctive property of the SSM model, on the predictive performance of the proposed model. The latter analysis emphasizes the real-world scenarios when the SSM model can be especially competitive in demand forecasting in comparison with standard benchmarks.

7.1. Data Preprocessing

The IRI Academic Dataset consists of consumer packaged goods (CPG) purchase transaction data over a chain of grocery stores in two large Behavior Scan markets in the USA. In this dataset, each item is represented by its universal product code (UPC) and we aggregate all the items with the same vendor code (comprising digits 3 through 7 in a 13-digit-long UPC code) into a unique “product”. Next, to alleviate data sparsity, we first include in our analyses only the products with

a relatively high market share (i.e., products with at least 1% market share) and then aggregate the remaining products into the ‘outside’ option. In order to streamline our case study, we focus on the top fifteen product categories out of thirty-one that have the highest number of unique products (see Table 1) and consider the first four weeks in the year 2007 for our analyses.

Then, we represent our sales transactions with the set of the tuples $\{(S_t, i_t)\}_{t \in \mathcal{T}}$, where i_t is the purchased product, S_t is the offered assortment and \mathcal{T} denotes the collection of all transactions. For every purchase instance in the data set which is characterized by a tuple (S_t, i_t) , we have the week and the store id of the purchase which allows us to approximately construct the offer set S_t by taking the union of all the products that were purchased in the same category as i_t , in the same week and in the same store.

7.2. Prediction Performance Measures

We split our sales transaction data into the training set, which consists of the first two weeks of our data and is used for the calibration of the choice models, and the test/hold-out set, which consists of the last two weeks of our data and is used to compute the prediction performance scores defined below. Throughout this section, we use two metrics to measure the predictive performance of the choice models. The first metric is KL-divergence which can be represented as follows:

$$\text{KL} = -\frac{1}{\sum_{S \in \mathcal{S}} n_S} \cdot \sum_{S \in \mathcal{S}} n_S \sum_{i \in S^+} \bar{p}_{i,S} \log \left(\frac{\hat{p}_{i,S}}{\bar{p}_{i,S}} \right), \quad (21)$$

where $\bar{p}_{i,S}$ is the empirical choice frequency computed directly from the sales transaction data, i.e., $\bar{p}_{i,S} = n_{i,S} / (\sum_{i \in N^+} n_{i,S})$ and $n_{i,S}$ is the number of times product $i \in N^+$ was chosen under assortment S in the test dataset, $\hat{p}_{i,S}$ is the probability to choose item $i \in S^+$ from the offer set S by a specific choice model, \mathcal{S} is the set of unique assortments in the test dataset, and $n_S = \sum_{i \in S^+} n_{i,S}$ is the number of observed transactions under assortment S . The second metric is the mean absolute percentage error (MAPE), which is defined as follows:

$$\text{MAPE} = \frac{1}{\sum_{S \in \mathcal{S}} n_S} \cdot \sum_{S \in \mathcal{S}} n_S \sum_{i \in S^+} \left| \frac{\hat{p}_{i,S} - \bar{p}_{i,S}}{\bar{p}_{i,S}} \right|. \quad (22)$$

For both metrics, a lower score indicates better performance.

7.3. Benchmarks and Model Calibration

We consider four different benchmark models. The first two models are the most basic: the *independent model*, which does not capture the substitution effect and it is very popular in practice, and the *MNL model*, which is one of the most widely used models both in academia and practice as discussed above. These two models are calibrated by the MLE framework in a straightforward way. The third benchmark model is the *latent-class MNL model* (i.e., *LC-MNL*) which we calibrate for

| Product Category | # products | # assortments | # transactions | # types | SS size |
|--------------------------------|------------|---------------|----------------|---------|---------|
| <i>Beer</i> | 19 | 721 | 759,968 | 39 | 1.36 |
| <i>Coffee</i> | 17 | 603 | 749,867 | 38 | 1.86 |
| <i>Deodorant</i> | 13 | 181 | 539,761 | 108 | 2.40 |
| <i>Frozen Dinners</i> | 18 | 330 | 1,963,025 | 40 | 1.29 |
| <i>Frozen Pizze</i> | 12 | 138 | 584,406 | 54 | 2.21 |
| <i>Household Cleaners</i> | 21 | 883 | 562,615 | 41 | 1.30 |
| <i>Hotdogs</i> | 15 | 533 | 202,842 | 51 | 1.82 |
| <i>Margarine/Butter</i> | 11 | 27 | 282,649 | 36 | 1.93 |
| <i>Milk</i> | 18 | 347 | 476,899 | 80 | 2.84 |
| <i>Mustard/Ketchup</i> | 16 | 644 | 266,291 | 38 | 1.87 |
| <i>Salty Snacks</i> | 14 | 152 | 1,476,847 | 86 | 1.84 |
| <i>Shampoo</i> | 15 | 423 | 574,711 | 45 | 1.81 |
| <i>Soup</i> | 17 | 315 | 1,816,879 | 44 | 1.37 |
| <i>Spaghetti/Italian Sauce</i> | 12 | 97 | 552,033 | 45 | 1.84 |
| <i>Tooth Brush</i> | 15 | 699 | 392,079 | 37 | 2.07 |

Table 1 Descriptive statistics of the IRI dataset after preprocessing. The first four columns correspond to the product category name, # of products, # of unique observed assortments and # of transactions. The last two columns inform the # of customer types and the average size of the preselected (i.e., consideration) set under the estimated SSM model.

$K = 10$ classes and estimate by the EM algorithm (Train 2009). The fourth benchmark model is the *ranking-based model* (i.e., *RBM*) which is widely studied in the operations management literature (Farias et al. 2013, van Ryzin and Vulcano 2014). We estimate the model by first formulating the MLE problem as a concave maximization problem and then solving the latter using the column generation algorithm (i.e., market discovery algorithm) proposed by van Ryzin and Vulcano (2014). Moreover, we exploit the EM algorithm proposed by van Ryzin and Vulcano (2017) to efficiently learn the optimal distribution over the rankings at each iteration of the column generation procedure (van Ryzin and Vulcano 2017). Notably, both the latent-class MNL and the ranking-based models subsume the stochastic set model studied in this paper as they are equivalent to the RUM class, and thus, both of them are very competitive benchmarks in this empirical study.

Finally, we compare the predictive performance of all four benchmarks with the SSM model which is calibrated based on the procedure proposed in Section 5. For all five models, we set the runtime limit as one hour. Additionally, for the stochastic set and for the ranking-based nonparametric models, we set a time limit of three minutes when solving the column generation subproblem so that the entire hour of the runtime is not spent on solving just a single subproblem.

7.4. SSM Model Estimation Results

Calibration of the SSM model allows us to emphasize several observations. First, in the fifth column in Table 1, we report the number of unique customer types (i.e., $|\mathcal{C}|$) under the estimated SSM model. It follows from that column that the number of consideration sets is moderate as it varies

from 36 to 108 across all product categories which indicates that there is sparsity in the number of customer types. Second, the last column in Table 1 reports the weighted average size of the preselected (i.e., consideration) sets under the estimated SSM model (\mathcal{C}, λ) , where each weight corresponds to the probability $\lambda(C)$ of a preselected set $C \in \mathcal{C}$. It can be inferred from that column that the number of products that a ‘typical’ customer considers is relatively small as it ranges between 1.3 and 2.8 across all product categories despite that for some categories we have as many as 18-21 products. This result is consistent with numerous empirical studies in behavioral economics and marketing research in which the authors show that consumers tend to only consider very few alternatives before making the final choice (Hauser and Wernerfelt 1990, Hauser 2014).

7.5. Brand Choice Prediction Results

Table 2 presents the out-of-sample predictive performance of five aforementioned choice-based demand models based on the KL-divergence and MAPE metrics defined above. In the table, we let ID, MNL, SSM, RBM, and LC-MNL denote the independent demand model, the MNL model, the stochastic set model, the ranking-based model, and the LC-MNL model, respectively. As expected, we first showcase that the independent demand model along with the MNL model provides significantly worse performance than the SSM model. While the SSM model does not subsume the MNL model (see Section 4.3) it still dominates MNL in the prediction performance because it is nonparametric and has much more degrees of freedom to explain customers’ choice behavior. Moreover, the prediction performance of the SSM model is pretty comparable to the prediction performance of the ranking-based and LC-MNL models which are as general as the RUM class. In particular, there is no clear winner when we compare the SSM model with a ranking-based model as the SSM has a slightly better out-of-sample performance than the ranking-based model based on the MAPE metrics and slightly worse performance than the ranking-based model based on the KL-divergence metrics. Among the stochastic set, the ranking-based, and the LC-MNL models, the LC-MNL model has the best predictive performance in our case study, in terms of both KL divergence and MAPE. However, LC-MNL only marginally dominates the SSM model, it has only around 2% lower KL-divergence and around 1% lower MAPE score.

7.6. Comparison of the Stochastic Set Model with the Ranking-Based Model

In this subsection, our goal is to compare the SSM model with the ranking-based model as those two models are very similar in their structure. Both models are nonparametric and we have the SSM model, which is described by the distribution over the subsets, and at the same time, the ranking-based model, which is described by the distribution over rankings. First of all, as discussed above, neither the SSM model dominates the ranking-based model nor the ranking-based model dominates the SSM model in terms of prediction performance in our aforementioned case study.

| Category | KL-divergence | | | | | MAPE | | | | |
|---------------------------|---------------|------|------|------|--------|------|------|------|------|--------|
| | ID | MNL | SSM | RBM | LC-MNL | ID | MNL | SSM | RBM | LC-MNL |
| <i>Beer</i> | 5.61 | 4.45 | 3.97 | 4.03 | 3.87 | 2.26 | 2.03 | 1.90 | 1.96 | 1.88 |
| <i>Coffee</i> | 12.58 | 9.49 | 8.20 | 7.71 | 7.68 | 3.61 | 3.23 | 2.96 | 2.94 | 2.80 |
| <i>Deodorant</i> | 1.82 | 1.00 | 0.93 | 0.99 | 0.94 | 1.02 | 0.84 | 0.79 | 0.80 | 0.80 |
| <i>Frozen Dinners</i> | 3.54 | 2.94 | 2.46 | 2.41 | 2.51 | 1.90 | 1.65 | 1.49 | 1.47 | 1.49 |
| <i>Frozen Pizza</i> | 6.26 | 3.84 | 2.84 | 2.63 | 2.82 | 2.32 | 1.89 | 1.54 | 1.48 | 1.54 |
| <i>Household Cleaners</i> | 3.44 | 2.67 | 2.38 | 2.46 | 2.37 | 1.74 | 1.52 | 1.46 | 1.49 | 1.45 |
| <i>Hotdogs</i> | 8.61 | 6.51 | 5.50 | 5.44 | 5.39 | 3.08 | 2.81 | 2.57 | 2.56 | 2.54 |
| <i>Margarine/Butter</i> | 3.47 | 2.31 | 1.80 | 1.82 | 1.80 | 1.63 | 1.44 | 1.22 | 1.21 | 1.21 |
| <i>Milk</i> | 16.77 | 8.85 | 6.40 | 6.37 | 6.19 | 3.97 | 3.09 | 2.54 | 2.60 | 2.50 |
| <i>Mustard/Ketchup</i> | 7.20 | 3.87 | 3.33 | 3.48 | 3.27 | 2.58 | 1.93 | 1.79 | 1.94 | 1.74 |
| <i>Salty Snacks</i> | 4.22 | 2.28 | 1.64 | 1.45 | 1.56 | 2.17 | 1.51 | 1.25 | 1.18 | 1.22 |
| <i>Shampoo</i> | 2.78 | 1.52 | 1.32 | 1.53 | 1.27 | 1.39 | 1.05 | 0.97 | 1.07 | 0.96 |
| <i>Soup</i> | 5.03 | 3.70 | 3.04 | 3.13 | 3.19 | 2.14 | 1.85 | 1.71 | 1.78 | 1.74 |
| <i>Spaghetti/Sauce</i> | 6.98 | 4.19 | 3.42 | 3.25 | 3.35 | 2.29 | 1.72 | 1.47 | 1.43 | 1.46 |
| <i>Tooth Brush</i> | 5.08 | 2.69 | 2.54 | 2.76 | 2.29 | 1.79 | 1.40 | 1.29 | 1.33 | 1.24 |
| <i>Average</i> | 6.23 | 4.02 | 3.32 | 3.29 | 3.25 | 2.26 | 1.86 | 1.66 | 1.68 | 1.64 |

Table 2 Out-of-sample prediction performance results measured either by KL-divergence (in unit of 10^{-2}) or by MAPE (in unit of 10^{-1}), for the five choice-based demand models.

Second, scalability is a common challenge when calibrating nonparametric choice models. In particular, when using the column generation method to solve the likelihood maximization problem under the ranking-based model, the column generation subproblem can be very hard as it needs to be solved by an integer program (van Ryzin and Vulcano 2014). However, compared to the ranking-based model, our SSM model is much more tractable. As discussed in Section 5, the column generation subproblem of the SSM model can be solved by an integer program with $O(n + m)$ binary variables and $O(n^2 + nm)$ constraints, which is computationally much easier than the integer program with $O(n^2 + m)$ binary variables and $O(n^3 + nm)$ constraints that need to be solved for the column generation subproblem of the ranking-based model. Therefore, when we limit the estimation time of the models, one can expect that the predictive performance of the stochastic set model might be better than that of the ranking-based model. We indeed see in Table 2 that the SSM model outperforms the ranking-based model when tested for the several product categories that have a higher number of products and thus are more computationally challenging despite that, in theory, the ranking-based model subsumes the SSM model.

We further illustrate the advantage of using the stochastic set model over the ranking-based model in terms of computational efficiency when calibrating these models. In Figure 2, we demonstrate the changes in the value of the log-likelihood function while calibrating the stochastic set and the ranking-based models for the ‘Milk’ product category. We obtain qualitatively the same results if we pick some other product categories. More specifically, we show how fast the in-sample

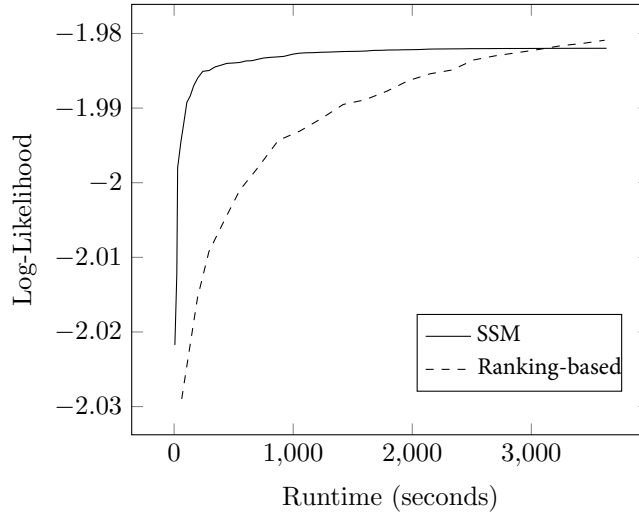


Figure 2 The change in the value of the log-likelihood function while running the MLE algorithm for the choice models over time. The y-axis is the in-sample log-likelihood and x-axis is the runtime (in seconds) of the SSM model (solid line) and the ranking-based model (dashed line) when computed for the 'Milk' product category.

log-likelihood function of the two models improves when we run the model estimation algorithms over a one-hour time limit. It can be seen from Figure 2 that the estimation algorithm for the proposed SSM model converges to its nearly optimal solution in a very short time (i.e., in around five minutes), while it takes around fifty minutes for the estimation algorithm for the ranking-based model to reach the same value of the likelihood function. On the other hand, it also follows from Figure 2 that the estimation algorithm of the ranking-based model eventually achieves a higher value of the log-likelihood function than the estimation algorithm of the SSM model. This is not surprising as the ranking-based model subsumes the stochastic set model. Also, note that it takes as much as fifty minutes for that to happen, which is almost ten times more than what it takes for the SSM-based algorithm to reach the near-optimal point, and even in this case the log-likelihood obtained for the ranking-based model is only marginally higher than the log-likelihood obtained for the SSM model.

7.7. The Symmetry of the Cannibalization Effect under SSM model

As it was mentioned in Section 4.2, the symmetric cannibalization is a crucial property of the SSM model that on the one hand differentiates it from other models in the RUM class (e.g., LC-MNL model) and makes it more tractable than the ranking-based model but, on the other hand, might limit its ability to describe customers' purchase behavior. In this section, we empirically investigate whether the symmetric cannibalization assumption of the SSM model might hurt its predictive performance in comparison with the state-of-the-art LC-MNL model. First, recall that

in Section 4.2 we say that a choice model is consistent with the symmetric cannibalization property if and only if the following equation is satisfied:

$$[\mathbb{P}_j(S \setminus \{a_k\}) - \mathbb{P}_j(S)] - [\mathbb{P}_k(S \setminus \{a_j\}) - \mathbb{P}_k(S)] = 0, \quad (23)$$

for all assortments $S \subseteq N$ such $|S| \geq 2$ and products $j, k \in S$. Therefore, in order to measure how much the symmetric cannibalization property is violated, we propose a ‘cannibalization asymmetry’ index which can be represented in the following way:

$$\frac{1}{|\{S \mid |S| \geq 2\}|} \sum_{S: |S| \geq 2} \frac{1}{\binom{|S|}{2}} \sum_{j \neq k} \left| \frac{[\mathbb{P}_j(S \setminus \{a_k\}) - \mathbb{P}_j(S)] - [\mathbb{P}_k(S \setminus \{a_j\}) - \mathbb{P}_k(S)]}{\mathbb{P}_j(S) + \mathbb{P}_k(S)} \right|. \quad (24)$$

Intuitively, this index measures the degree to which the property of the symmetric cannibalization, described by the Equation (23), is violated across all assortments $S \subseteq N$ such $|S| \geq 2$ and all pairs of products $j, k \in S$. Note that we add the term $\mathbb{P}_j(S) + \mathbb{P}_k(S)$ into the denominator of the Equation (23) in order to make the violations of the ‘cannibalization asymmetry’ property comparable under offer sets of different sizes (e.g., when the size of the offer set S is large, then both $\mathbb{P}_j(S)$ and $\mathbb{P}_k(S)$ tend to be significantly smaller than the purchase probabilities under relatively small offer sets). Unsurprisingly, a higher ‘cannibalization asymmetry’ index indicates a higher extent to which the symmetric cannibalization is violated in the choice data. Note that if the choice data are consistent with the SSM model, then the ‘cannibalization asymmetry’ index is zero.

First of all, note that the ‘cannibalization asymmetry’ index defined in Equation (24) requires access to the choice probabilities under almost all of the assortments of items in the product universe. As it is shown in Table 1, for all the product categories we only have a limited number of unique assortments in our sales transactions and thus we cannot compute that index from the data directly. Therefore, we make an assumption that the choice data generation process is consistent with the LC-MNL model described above and we can thus compute the ‘cannibalization asymmetry’ index for any collection of the offer sets after calibrating the LC-MNL model. Note that the LC-MNL model is not restricted by the symmetric cannibalization property. Second, even when using the LC-MNL model as a ‘ground truth’ choice model, the empirical computation of the ‘cannibalization asymmetry’ index is still challenging for the product categories that have a large number of items. Therefore, we use Monte Carlo simulations to obtain an approximate value of the ‘cannibalization asymmetry’ index. In particular, for every instance, we randomly sample an assortment S such that $|S| \geq 2$ and then randomly choose two indices j and k from the set S . In total, we have 10,000 instances and then take the average to compute the index.

Figure 3 represents a scatterplot of the improvement of the LC-MNL model over the SSM model, which is measured by the difference in the MAPE score, versus the cannibalization asymmetry

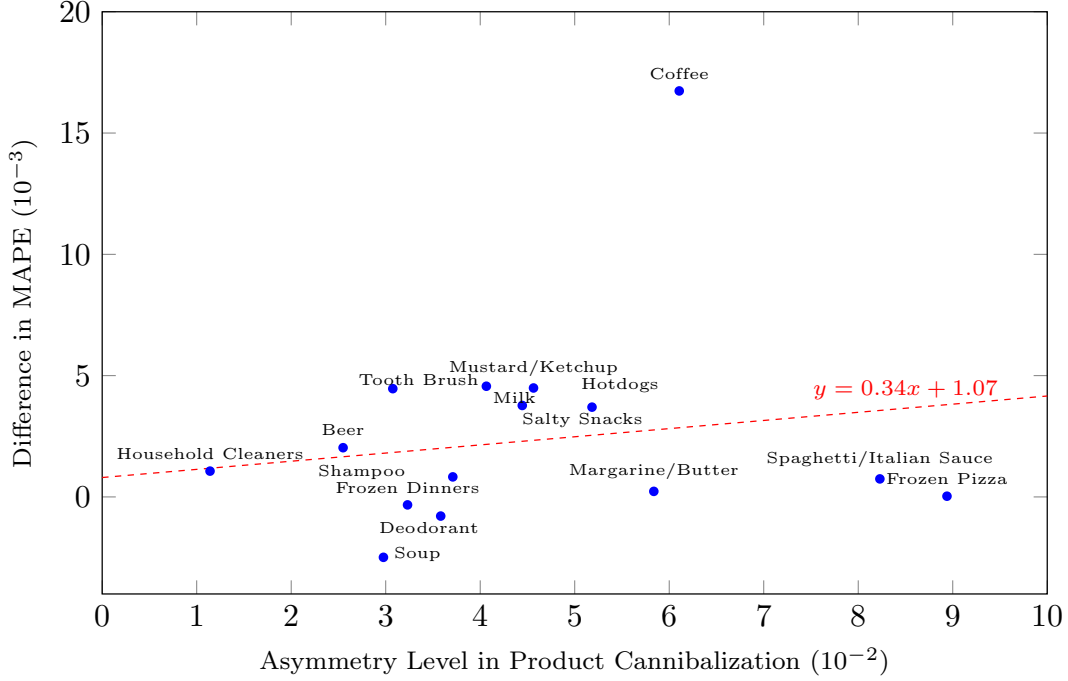


Figure 3 Scatter plot of the improvement of LC-MNL model over SSM in the prediction task against the cannibalization asymmetry index, for the fifteen product categories. The higher the improvement of the LC-MNL model over SSM the higher the difference in their MAPE score.

index, across the fifteen product categories. It follows from the figure that there is a very significant variation across product categories in the improvement of the LC-MNL model over the SSM model in MAPE. In order to better explain this variation, we illustrate the linear regression with a red dashed line. We see a correlation between the improvement of the LC-MNL over the SSM model in prediction and the value of the cannibalization asymmetry index which suggests that the violation of the symmetric cannibalization assumption might lead to the underperformance of the SSM model in prediction tasks. However, we also see that the SSM model still performs as well as the LC-MNL in ‘Spaghetti/Italian Sauce’ and ‘Frozen Pizza’, which have high asymmetry indices, and outperform the LC-MNL in ‘Soup’ and ‘Deodorant’, which have intermediate asymmetry indices. What Figure 3 delivers is actually a positive message: when the demand cannibalization is not highly asymmetric, the SSM model is competitive in its predictive power and relevant to use in practice.

8. Concluding Remarks

In this paper, we study a stochastic choice rule where agents first preselect a set of alternatives and then randomly choose an alternative within the set. This model is inspired by the fact that decision-makers are boundedly rational and have limited cognitive abilities to precisely evaluate utilities for all available alternatives. Instead, agents may form the preselected set by screening rules and

heuristics and equally prefer the preselected alternatives. Interestingly, we prove that the model parameters, which may grow exponentially with the number of products, are identifiable from choice data via a closed-form formulation. We further show that the assumption of bounded rationality of consumers factors into the model in a way that implies symmetric demand cannibalization.

We also study the assortment optimization problem under the SSM model. We first prove that the assortment optimization problem is NP-hard and then propose a practical solution. To this end, we build a dynamic program and show that it provides an FPTAS for the assortment problem. Finally, we examine the predictive performance of the proposed model on the real-world sales transaction data and show that the symmetric cannibalization, which is a fundamental building block of this model and might be considered as its limitation, does not make this model much less competitive in comparison with state-of-the-art benchmarks such as the ranking-based model or LC-MNL.

References

- İrem Akçakuş and Velibor V Mišić. Exact logit-based product design. *arXiv preprint arXiv:2106.15084*, 2021.
- Ali Aouad, Vivek Farias, Retsef Levi, and Danny Segev. The approximability of assortment optimization under ranking preferences. *Operations Research*, 66(6):1661–1669, 2018.
- Ali Aouad, Vivek Farias, and Retsef Levi. Assortment optimization under consider-then-choose choice models. *Management Science*, 67(6):3368–3386, 2021.
- Ali Aouad, Jacob Feldman, and Danny Segev. The exponential choice model for assortment optimization: an alternative to the mnl model? *Management Science*, 2022.
- Salvador Barberá and Prasanta K Pattanaik. Falmagne and the rationalizability of stochastic choices in terms of random orderings. *Econometrica: Journal of the Econometric Society*, pages 707–715, 1986.
- Moshe E Ben-Akiva, Steven R Lerman, Steven R Lerman, et al. *Discrete choice analysis: theory and application to travel demand*, volume 9. MIT press, 1985.
- Fernando Bernstein, A Gürhan Kök, and Lei Xie. Dynamic assortment customization with limited inventories. *Manufacturing & Service Operations Management*, 17(4):538–553, 2015.
- Dimitris Bertsimas and Velibor V Mišić. Exact first-choice product line optimization. *Operations Research*, 67(3):651–670, 2019.
- Dimitris Bertsimas and John N Tsitsiklis. *Introduction to linear optimization*, volume 6. Athena Scientific Belmont, MA, 1997.
- J. Blanchet, G. Gallego, and V. Goyal. A markov chain approximation to choice modeling. *Operations Research*, 64(4):886–905, 2016.

- Henry David Block, Jacob Marschak, et al. Random orderings and stochastic theories of response. Technical report, Cowles Foundation for Research in Economics, Yale University, 1959.
- Richard L Brady and John Rehbeck. Menu-dependent stochastic feasibility. *Econometrica*, 84(3):1203–1223, 2016.
- Jacques E Brisoux and Michel Laroche. Evoked set formation and composition: An empirical investigation under a routinized response behavior situation. *ACR North American Advances*, 1981.
- Bart J Bronnenberg, Michael W Kruger, and Carl F Mela. Database paper - the IRI marketing data set. *Marketing science*, 27(4):745–748, 2008.
- Yi-Chun Chen and Velibor V Mišić. Assortment optimization under the decision forest model. *arXiv preprint arXiv:2103.14067*, 2021.
- Yi-Chun Chen and Velibor V Mišić. Decision forest: A nonparametric approach to modeling irrational choice. *Management Science*, 2022.
- Sandeep Chitla, Srikanth Jagabathula, Dmitry Mitrofanov, and Maxime Cohen. Customers’ multi-homing in ride-hailing: Empirical evidence from uber and lyft. *NYU Stern School of Business*, 2023.
- Antoine Désir, Vineet Goyal, Danny Segev, and Chun Ye. Constrained assortment optimization under the markov chain-based choice model. *Management Science*, 66(2):698–721, 2020.
- Antoine Désir, Vineet Goyal, and Jiawei Zhang. Capacitated assortment optimization: Hardness and approximation. *Operations Research*, 70(2):893–904, 2022.
- Federico Echenique and Kota Saito. General luce model. *Economic Theory*, 68(4):811–826, 2019.
- V. F. Farias, S. Jagabathula, and D. Shah. A nonparametric approach to modeling choice with limited data. *Management science*, 59(2):305–322, 2013.
- Jacob Feldman, Alice Paul, and Huseyin Topaloglu. Assortment optimization with small consideration sets. *Operations Research*, 67(5):1283–1299, 2019.
- Jacob B Feldman and Huseyin Topaloglu. Revenue management under the markov chain choice model. *Operations Research*, 65(5):1322–1342, 2017.
- Guillermo Gallego and Anran Li. Attention, consideration then selection choice model. *Consideration then Selection Choice Model (September 24, 2017)*, 2017.
- Michael R Garey and David S Johnson. Computers and intractability: A guide to the theory of np-completeness. 1979.
- Timothy J Gilbride and Greg M Allenby. A choice model with conjunctive, disjunctive, and compensatory screening rules. *Marketing Science*, 23(3):391–406, 2004.
- Ronald L Graham. *Handbook of combinatorics*. Elsevier, 1995.
- John R Hauser. Testing the accuracy, usefulness, and significance of probabilistic choice models: An information-theoretic approach. *Operations Research*, 26(3):406–421, 1978.

- John R Hauser. Consideration-set heuristics. *Journal of Business Research*, 67(8):1688–1699, 2014.
- John R Hauser and Birger Wernerfelt. An evaluation cost model of consideration sets. *Journal of consumer research*, 16(4):393–408, 1990.
- Jerry Hausman and Daniel McFadden. Specification tests for the multinomial logit model. *Econometrica: Journal of the econometric society*, pages 1219–1240, 1984.
- Robin M Hogarth and Natalia Karelaia. Simple models for multiattribute choice with many alternatives: When it does and does not pay to face trade-offs with binary attributes. *Management Science*, 51(12):1860–1872, 2005.
- John MC Hutchinson and Gerd Gigerenzer. Simple heuristics and rules of thumb: Where psychologists and behavioural biologists might meet. *Behavioural processes*, 69(2):97–124, 2005.
- Srikanth Jagabathula, Dmitry Mitrofanov, and Gustavo Vulcano. Demand estimation under uncertain consideration sets. *Available at SSRN*, 2022a.
- Srikanth Jagabathula, Dmitry Mitrofanov, and Gustavo Vulcano. Personalized retail promotions through a directed acyclic graph-based representation of customer preferences. *Operations Research*, 70(2):641–665, 2022b.
- Kamel Jedidi and Rajeev Kohli. Probabilistic subset-conjunctive models for heterogeneous consumers. *Journal of Marketing Research*, 42(4):483–494, 2005.
- Ralph L Keeney, Howard Raiffa, and Richard F Meyer. *Decisions with multiple objectives: preferences and value trade-offs*. Cambridge university press, 1993.
- Benjamin Knight and Dmitry Mitrofanov. Disclosing low product availability: An online retailer’s strategy for mitigating stockout risk. *Available at SSRN 4137758*, 2022.
- Benjamin Knight, Dmitry Mitrofanov, and Serguei Netessine. The impact of ai technology on the productivity of gig economy workers. *Working Paper*, 2023.
- A Gürhan Kök and Marshall L Fisher. Demand estimation and assortment optimization under substitution: Methodology and application. *Operations Research*, 55(6):1001–1021, 2007.
- Michel Laroche, Chankon Kim, and Takayoshi Matsui. Which decision heuristics are used in consideration set formation? *Journal of Consumer Marketing*, 2003.
- R Duncan Luce. *Individual choice behavior: A theoretical analysis*. Courier Corporation, 2012.
- Paola Manzini and Marco Mariotti. Stochastic choice and consideration sets. *Econometrica*, 82(3):1153–1176, 2014.
- Daniel McFadden and Marcel K Richter. Stochastic rationality and revealed stochastic preference. *Preferences, Uncertainty, and Optimality, Essays in Honor of Leo Hurwicz*, Westview Press: Boulder, CO, pages 161–186, 1990.

- Daniel McFadden and Kenneth Train. Mixed mnl models for discrete response. *Journal of applied Econometrics*, 15(5):447–470, 2000.
- Daniel McFadden et al. Conditional logit analysis of qualitative choice behavior. 1973.
- Isabel Méndez-Díaz, Juan José Miranda-Bront, Gustavo Vulcano, and Paula Zabala. A branch-and-cut algorithm for the latent-class logit assortment problem. *Discrete Applied Mathematics*, 164:246–263, 2014.
- Vinit Kumar Mishra, Karthik Natarajan, Dhanesh Padmanabhan, Chung-Piaw Teo, and Xiaobo Li. On theoretical and empirical aspects of marginal distribution choice models. *Management Science*, 60(6):1511–1531, 2014.
- Shashi Mittal and Andreas S Schulz. A general framework for designing approximation schemes for combinatorial optimization problems with many objectives combined into one. *Operations Research*, 61(2):386–397, 2013.
- Bernard Pras and John Summers. A comparison of linear and nonlinear evaluation process models. *Journal of Marketing Research*, 12(3):276–281, 1975.
- Brian T Ratchford. Cost-benefit models for explaining consumer choice and information seeking behavior. *Management Science*, 28(2):197–212, 1982.
- Jörg Rieskamp, Jerome R Busemeyer, and Barbara A Mellers. Extending the bounds of rationality: Evidence and theories of preferential choice. *Journal of Economic Literature*, 44(3):631–661, 2006.
- John H Roberts and James M Lattin. Development and testing of a model of consideration set composition. *Journal of Marketing Research*, 28(4):429–440, 1991.
- John H Roberts and James M Lattin. Consideration: Review of research and prospects for future insights. *Journal of Marketing Research*, 34(3):406–410, 1997.
- Paat Rusmevichientong, Zuo-Jun Max Shen, and David B Shmoys. A ptas for capacitated sum-of-ratios optimization. *Operations Research Letters*, 37(4):230–238, 2009.
- Paat Rusmevichientong, David Shmoys, Chaoxu Tong, and Huseyin Topaloglu. Assortment optimization under the multinomial logit model with random choice parameters. *Production and Operations Management*, 23(11):2023–2039, 2014.
- Itai Sher, Jeremy T Fox, Patrick Bajari, et al. Partial identification of heterogeneity in preference orderings over discrete choices. Technical report, National Bureau of Economic Research, 2011.
- A Serdar Şimşek and Huseyin Topaloglu. An expectation-maximization algorithm to estimate the parameters of the markov chain choice model. *Operations Research*, 66(3):748–760, 2018.
- Joffre Swait and Moshe Ben-Akiva. Incorporating random constraints in discrete models of choice set generation. *Transportation Research Part B: Methodological*, 21(2):91–102, 1987.
- Louis L Thurstone. A law of comparative judgment. *Psychological review*, 34(4):273, 1927.

-
- Kenneth E Train. Em algorithms for nonparametric estimation of mixing distributions. *Journal of Choice Modelling*, 1(1):40–69, 2008.
- Kenneth E Train. *Discrete choice methods with simulation*. Cambridge university press, 2009.
- Amos Tversky. Elimination by aspects: A theory of choice. *Psychological review*, 79(4):281, 1972.
- G. van Ryzin and G. Vulcano. A market discovery algorithm to estimate a general class of nonparametric choice models. *Management Science*, 61(2):281–300, 2014.
- Garrett van Ryzin and Gustavo Vulcano. An expectation-maximization method to estimate a rank-based choice model of demand. *Operations Research*, 65(2):396–407, 2017.
- Ruxian Wang and Ozge Sahin. The impact of consumer search cost on assortment planning and pricing. *Management Science*, 64(8):3649–3666, 2018.

Proofs of Statements

EC.1. Proofs of the Main Results

EC.1.1. Proof of the Theorem 1

We follow the proof sketch in Section 4.1. For every $C \in N_j$ we define boolean functions $\chi_C : N_j \rightarrow \mathbb{R}$, $\psi_C : N_j \rightarrow \mathbb{R}$, and $\varphi_C : N_j \rightarrow \mathbb{R}$ by

$$\begin{aligned}\chi_C(X) &= \frac{1}{|C \cap X|}, \\ \psi_C(X) &= \mathbb{I}\left[|C \cup X| = n-1\right] \cdot (-1)^{|C|+|X|-n+1}, \\ \varphi_C(X) &= \mathbb{I}\left[|C \cup X| = n\right] \cdot n \cdot (-1)^{|C|+|X|-n+1},\end{aligned}$$

where $\mathbb{I}[A]$ is an indicator function that is equal to 1, if condition A is satisfied, and 0 otherwise.

Note that for all $X \in N_j$ we have that

$$\mathbb{P}_j(X) = \sum_{C \in N_j} \lambda(C) \cdot \chi_C(X), \quad (\text{EC.1})$$

$$\lambda(C) = \sum_{X \in N_j} \mathbb{P}_j(X) \cdot (\psi_C(X) + \varphi_C(X)), \quad (\text{EC.2})$$

Then, for all $C_1, C_2 \in N_j$ we claim that

$$\sum_{X \in N_j} \chi_{C_1}(X) \cdot (\psi_{C_2}(X) + \varphi_{C_2}(X)) = \begin{cases} 1, & \text{if } C_1 = C_2, \\ 0, & \text{otherwise.} \end{cases}$$

Consequently, it follows from the claim that

$$\begin{aligned}& \sum_{X \in N_j} \mathbb{I}\left[|C \cup X| \geq n-1\right] \cdot n^{|C \cup X|-n+1} \cdot (-1)^{|C|+|X|-n+1} \cdot \mathbb{P}_j(X) \\ &= \sum_{X \in N_j} \mathbb{P}_j(X) \cdot (\psi_C(X) + \varphi_C(X)) = \sum_{X \in N_j} \sum_{C_1 \in N_j} \lambda(C_1) \cdot \chi_{C_1}(X) \cdot (\psi_C(X) + \varphi_C(X)) \\ &= \sum_{C_1 \in N_j} \lambda(C_1) \cdot \sum_{X \in N_j} \chi_{C_1}(X) \cdot (\psi_C(X) + \varphi_C(X)) = \lambda(C), \quad [\text{by the above claim}].\end{aligned}$$

Now to complete the proof of the theorem, it is sufficient to prove the claim and show the uniqueness of the solution. In the following proof, with slight abuse of notation with the calligraphic \mathcal{C} , we denote $\mathcal{C}_m^n = \frac{n!}{m!(n-m)!}$ as the binomial coefficient. We use either ‘ $-$ ’ or ‘ \setminus ’ for set subtraction.. We prove the claim by considering four different cases.

I) First, consider the case $C_1 = C_2 = C$:

In what follows below we show that $\sum_{X \in N_j} \chi_C(X) \cdot \psi_C(X) = \frac{(|C|-n)}{|C|}$ and $\sum_{X \in N_j} \chi_C(X) \cdot \varphi_C(X) = \frac{n}{|C|}$, and thus, it proves that $\sum_{X \in N_j} \chi_{C_1}(X) \cdot (\psi_{C_2}(X) + \varphi_{C_2}(X)) = 1$. For the first claim,

$$\begin{aligned}
& \sum_{X \in N_j} \chi_C(X) \cdot \psi_C(X) \\
&= \sum_{X \in N_j} \mathbb{I} \left[|C \cup X| = n-1 \right] \cdot (-1)^{|C|+|X|-n+1} \cdot \frac{1}{|C \cap X|} \\
&= \sum_{X_1 \subseteq N-C} \sum_{X_2 \subseteq C: j \in X_2} \mathbb{I} \left[|C \cup X_1| = n-1 \right] \cdot (-1)^{|C|+|X_1|+|X_2|-n+1} \cdot \frac{1}{|X_2|} \\
&\quad \left[\text{We write } X \text{ as a disjoint union of } X_1 \text{ and } X_2, \text{ where } X_2 = X \cap C \text{ and } X_1 = X - C. \text{ Note that } j \in X_2 \text{ since } j \in C \text{ and } j \in X. \right] \\
&= \sum_{X_1 \subseteq N-C} \mathbb{I} \left[|C \cup X_1| = n-1 \right] \cdot \sum_{X_2 \subseteq C: j \in X_2} (-1)^{|C|+|X_1|+|X_2|-n+1} \cdot \frac{1}{|X_2|} \\
&= \sum_{X_1 \subseteq N-C} \mathbb{I} \left[|C \cup X_1| = n-1 \right] \cdot \sum_{X_2 \subseteq C: j \in X_2} (-1)^{|X_2|} \cdot \frac{1}{|X_2|} \\
&= (n-|C|) \cdot \sum_{k=1}^{|C|} \frac{(-1)^k \cdot \mathcal{C}_{k-1}^{|C|-1}}{k} \quad [j \text{ must be in } X_2. \text{ Also, } X_1 \text{ can be any set that consists of all } N \setminus C \text{ except one element}] \\
&= (n-|C|) \cdot \sum_{k=1}^{|C|} (-1)^k \cdot \frac{(|C|-1)!}{k \cdot (k-1)! (|C|-k)!} = \frac{(n-|C|)}{|C|} \cdot \sum_{k=1}^{|C|} (-1)^k \cdot \frac{|C|!}{k! (|C|-k)!} \\
&= \frac{(n-|C|)}{|C|} \sum_{k=1}^{|C|} (-1)^k \cdot \mathcal{C}_k^{|C|} = \frac{(n-|C|)}{|C|} \left(\sum_{k=0}^{|C|} (-1)^k \cdot \mathcal{C}_k^{|C|} - 1 \right) = \frac{(|C|-n)}{|C|}.
\end{aligned}$$

For the second claim,

$$\begin{aligned}
& \sum_{X \in N_j} \chi_C(X) \cdot \varphi_C(X) \\
&= \sum_{X \in N_j} \mathbb{I} \left[|C \cup X| = n \right] \cdot n \cdot (-1)^{|C|+|X|-n+1} \cdot \frac{1}{|C \cap X|} \\
&= \sum_{X_1 \subseteq N-C} \sum_{X_2 \subseteq C: j \in X_2} \mathbb{I} \left[|C \cup X_1| = n \right] \cdot n \cdot (-1)^{|C|+|X_1|+|X_2|-n+1} \cdot \frac{1}{|X_2|} \\
&\quad \left[\text{We write } X \text{ as the disjoint union of } X_1 \text{ and } X_2, \text{ where } X_2 = X \cap C \text{ and } X_1 = X - C. \text{ Note that } j \in X_2 \text{ since } j \in C \text{ and } j \in X. \right] \\
&= \sum_{X_1 \subseteq N-C} \mathbb{I} \left[|C \cup X_1| = n \right] \cdot n \cdot \sum_{X_2 \subseteq C: j \in X_2} (-1)^{|C|+|X_1|+|X_2|-n+1} \cdot \frac{1}{|X_2|} \\
&= (-n) \cdot \sum_{X_2 \subseteq C: j \in X_2} (-1)^{|X_2|} \cdot \frac{1}{|X_2|} \quad [\text{Since } X_1 \text{ can only be } N-C. \text{ Thus, } |X_1| = n-|C|.] \\
&= (-n) \cdot \sum_{k=1}^{|C|} \frac{(-1)^k \cdot \mathcal{C}_{k-1}^{|C|-1}}{k} \quad [\text{Since } j \text{ must be in } X_2.] \\
&= (-n) \cdot \sum_{k=1}^{|C|} (-1)^k \cdot \frac{(|C|-1)!}{k \cdot (k-1)! (|C|-k)!} = -\frac{n}{|C|} \sum_{k=1}^{|C|} (-1)^k \cdot \mathcal{C}_k^{|C|} = \frac{n}{|C|}.
\end{aligned}$$

II) Second, consider the case $C_1 \neq C_2$, $C_1 \cap C_2 = \{j\}$:

In what follows below we show that $\sum_{X \in N_j} \chi_{C_1}(X) \cdot \psi_{C_2}(X) = 0$ and $\sum_{X \in N_j} \chi_{C_1}(X) \cdot \varphi_{C_2}(X) = 0$, and thus, it proves that $\sum_{X \in N_j} \chi_{C_1}(X) \cdot (\psi_{C_2}(X) + \varphi_{C_2}(X)) = 0$. For the first claim,

$$\begin{aligned}
& \sum_{X \in N_j} \chi_{C_1}(X) \cdot \psi_{C_2}(X) \\
&= \sum_{X \in N_j} \mathbb{I} \left[|C_1 \cup X| = n-1 \right] \cdot (-1)^{|C_1|+|X|-n+1} \cdot \frac{1}{|C_2 \cap X|} \\
&= \sum_{X_1 \subseteq N-C_1} \sum_{X_2 \subseteq C_1: j \in X_2} \mathbb{I} \left[|C_1 \cup X_1| = n-1 \right] \cdot (-1)^{|C_1|+|X_1|+|X_2|-n+1} \cdot \frac{1}{|C_2 \cap X_1| + |C_2 \cap X_2|} \\
&\quad [\text{We write } X \text{ as disjoint union of } X_1 \text{ and } X_2, \text{ where } X_2 = X \cap C_1 \text{ and } X_1 = X - C_1. \text{ Note that } j \in X_2 \text{ since } j \in C_1 \text{ and } j \in X.] \\
&= \sum_{X_1 \subseteq N-C_1} \mathbb{I} \left[|C_1 \cup X_1| = n-1 \right] \cdot \sum_{X_2 \subseteq C_1: j \in X_2} (-1)^{|C_1|+|X_1|+|X_2|-n+1} \cdot \frac{1}{|C_2 \cap X_1| + |C_2 \cap X_2|} \\
&= \sum_{X_1 \subseteq N-C_1} \mathbb{I} \left[|C_1 \cup X_1| = n-1 \right] \cdot \frac{1}{|X_1 \cap C_2| + 1} \cdot \sum_{X_2 \subseteq C_1: j \in X_2} (-1)^{|C_1|+|X_1|+|X_2|-n+1} \quad [\text{since } C_1 \cap C_2 = \{j\}, X_2 \subseteq C_1] \\
&= \sum_{X_1 \subseteq N-C_1} \mathbb{I} \left[|C_1 \cup X_1| = n-1 \right] \cdot \frac{1}{|X_1 \cap C_2| + 1} \cdot \sum_{X_2 \subseteq C_1: j \in X_2} (-1)^{|X_2|} \quad [\text{Since } |C_1|+|X_1| = n-1] \\
&= \sum_{X_1 \subseteq N-C_1} \mathbb{I} \left[|C_1 \cup X_1| = n-1 \right] \cdot \frac{1}{|X_1 \cap C_2| + 1} \cdot (-1) \cdot \sum_{k=0}^{|C_1|-1} (-1)^k \cdot \mathcal{C}_k^{|C_1|-1} = 0.
\end{aligned}$$

For the second claim,

$$\begin{aligned}
& \sum_{X \in N_j} \chi_{C_1}(X) \cdot \varphi_{C_2}(X) \\
&= \sum_{X \in N_j} \mathbb{I} \left[|C_1 \cup X| = n \right] \cdot n \cdot (-1)^{|C_1|+|X|-n+1} \cdot \frac{1}{|C_2 \cap X|} \\
&= \sum_{X_1 \subseteq N-C_1} \sum_{X_2 \subseteq C_1: j \in X_2} \mathbb{I} \left[|C_1 \cup X_1| = n \right] \cdot n \cdot (-1)^{|C_1|+|X_1|+|X_2|-n+1} \cdot \frac{1}{|C_2 \cap X_1| + |C_2 \cap X_2|} \\
&\quad [\text{We write } X \text{ as the disjoint union of } X_1 = X - C_1 \text{ and } X_2 = X \cap C_1. \text{ Note that } X_2 \text{ includes } j.] \\
&= \sum_{X_1 \subseteq N-C_1} \mathbb{I} \left[|C_1 \cup X_1| = n \right] \cdot n \cdot \sum_{X_2 \subseteq C_1: j \in X_2} (-1)^{|C_1|+|X_1|+|X_2|-n+1} \cdot \frac{1}{|C_2 \cap X_1| + |C_2 \cap X_2|} \\
&= \frac{-n}{|C_2 \cap X_1| + 1} \cdot \sum_{X_2 \subseteq C_1: j \in X_2} (-1)^{|X_2|} \quad [\text{since } C_1 \cap C_2 = \{j\}, X_2 \subseteq C_1] \\
&= \frac{-n}{|C_2 \cap X_1| + 1} \cdot (-1) \cdot \sum_{k=0}^{|C_1|-1} (-1)^k \cdot \mathcal{C}_k^{|C_1|-1} = 0.
\end{aligned}$$

III) Third, consider the case $C_1 \neq C_2$, $|C_1 \cap C_2| > 1$ and $C_1 \not\subseteq C_2$:

In what follows below we show that $\sum_{X \in N_j} \chi_{C_1}(X) \cdot \psi_{C_2}(X) = 0$ and $\sum_{X \in N_j} \chi_{C_1}(X) \cdot \varphi_{C_2}(X) = 0$, and thus, it proves that $\sum_{X \in N_j} \chi_{C_1}(X) \cdot (\psi_{C_2}(X) + \varphi_{C_2}(X)) = 0$. For the first claim,

$$\sum_{X \in N_j} \chi_{C_1}(X) \cdot \psi_{C_2}(X)$$

$$\begin{aligned}
&= \sum_{X \in N_j} \mathbb{I} \left[|C_1 \cup X| = n-1 \right] \cdot (-1)^{|C_1|+|X|-n+1} \cdot \frac{1}{|C_2 \cap X|} \\
&= \sum_{X_1 \subseteq N-C_1} \sum_{X_2 \subseteq C_1: j \in X_2} \mathbb{I} \left[|C_1 \cup X_1| = n-1 \right] \cdot (-1)^{|C_1|+|X_1|+|X_2|-n+1} \cdot \frac{1}{|C_2 \cap X_1| + |C_2 \cap X_2|} \\
&\quad [\text{We write } X \text{ as the disjoint union of } X_1 \text{ and } X_2, \text{ where } X_2 = X \cap C_1 \text{ and } X_1 = X - C_1. \text{ Note that } j \in X_2.] \\
&= \sum_{X_1 \subseteq N-C_1} \mathbb{I} \left[|C_1 \cup X_1| = n-1 \right] \cdot \sum_{X_2 \subseteq C_1: j \in X_2} (-1)^{|C_1|+|X_1|+|X_2|-n+1} \cdot \frac{1}{|C_2 \cap X_1| + |C_2 \cap X_2|} \\
&= \sum_{X_1 \subseteq N-C_1} \mathbb{I} \left[|C_1 \cup X_1| = n-1 \right] \cdot \sum_{X_2 \subseteq C_1: j \in X_2} (-1)^{|X_2|} \cdot \frac{1}{|C_2 \cap X_1| + |C_2 \cap X_2|} \\
&\quad [\text{where } |C_2 \cap X_2| \text{ varies from 1 to } |C_2 \cap C_1|] \\
&= \sum_{X_1 \subseteq N-C_1} \mathbb{I} \left[|C_1 \cup X_1| = n-1 \right] \cdot \sum_{Y \subseteq C_2 \cap C_1: j \in Y} \sum_{Z \subseteq C_1 - C_2} (-1)^{|Y|+|Z|} \cdot \frac{1}{|C_2 \cap X_1| + |C_2 \cap Y|} \\
&\quad [\text{where } X_2 = Y \cup Z \text{ such that } Y \text{ is any subset of } C_2 \cap C_1 \text{ that includes } j \text{ and } Z \text{ is any subset of } C_1 - C_2] \\
&= \sum_{X_1 \subseteq N-C_1} \mathbb{I} \left[|C_1 \cup X_1| = n-1 \right] \cdot \sum_{Y \subseteq C_2 \cap C_1: j \in Y} \frac{1}{|C_2 \cap X_1| + |C_2 \cap Y|} (-1)^{|Y|} \cdot \sum_{Z \subseteq C_1 - C_2} (-1)^{|Z|} \\
&= \sum_{X_1 \subseteq N-C_1} \mathbb{I} \left[|C_1 \cup X_1| = n-1 \right] \cdot \sum_{Y \subseteq C_2 \cap C_1: j \in Y} \frac{1}{|C_2 \cap X_1| + |C_2 \cap Y|} (-1)^{|Y|} \cdot \sum_{k=0}^{|C_1 - C_2|} (-1)^k \cdot c_k^{|C_1 - C_2|} \\
&= \sum_{X_1 \subseteq N-C_1} \mathbb{I} \left[|C_1 \cup X_1| = n-1 \right] \cdot \sum_{Y \subseteq C_2 \cap C_1: j \in Y} \frac{1}{|C_2 \cap X_1| + |C_2 \cap Y|} (-1)^{|Y|} \cdot 0 = 0.
\end{aligned}$$

For the second claim,

$$\begin{aligned}
&\sum_{X \in N_j} \chi_{C_1}(X) \cdot \varphi_{C_2}(X) \\
&= \sum_{X \in N_j} \mathbb{I} \left[|C_1 \cup X| = n \right] \cdot n \cdot (-1)^{|C_1|+|X|-n+1} \cdot \frac{1}{|C_2 \cap X|} \\
&= \sum_{X_1 \subseteq N-C_1} \sum_{X_2 \subseteq C_1: j \in X_2} \mathbb{I} \left[|C_1 \cup X_1| = n \right] \cdot n \cdot (-1)^{|C_1|+|X_1|+|X_2|-n+1} \cdot \frac{1}{|C_2 \cap X_1| + |C_2 \cap X_2|} \\
&\quad [\text{We write } X \text{ as disjoint union of } X_1 = X - C_1 \text{ and } X_2 = X \cap C_1. \text{ Note that } j \in X_2.] \\
&= \sum_{X_1 \subseteq N-C_1} \mathbb{I} \left[|C_1 \cup X_1| = n \right] \cdot n \cdot \sum_{X_2 \subseteq C_1: j \in X_2} (-1)^{|C_1|+|X_1|+|X_2|-n+1} \cdot \frac{1}{|C_2 \cap X_1| + |C_2 \cap X_2|} \\
&= (-n) \cdot \sum_{X_2 \subseteq C_1: j \in X_2} (-1)^{|X_2|} \cdot \frac{1}{|C_2 \cap X_1| + |C_2 \cap X_2|} \\
&\quad [\text{where } |C_2 \cap X_2| \text{ varies from 1 to } |C_2 \cap C_1|] \\
&= (-n) \cdot \sum_{Y \subseteq C_2 \cap C_1: j \in Y} \sum_{Z \subseteq C_1 - C_2} (-1)^{|Y|+|Z|} \cdot \frac{1}{|C_2 \cap X_1| + |C_2 \cap Y|} \\
&\quad [\text{where } X_2 = Y \cup Z \text{ such that } Y \text{ is any subset of } C_2 \cap C_1 \text{ that includes } j \text{ and } Z \text{ is any subset of } C_1 - C_2] \\
&= (-n) \cdot \sum_{Y \subseteq C_2 \cap C_1: j \in Y} \frac{1}{|C_2 \cap X_1| + |C_2 \cap Y|} (-1)^{|Y|} \cdot \sum_{Z \subseteq C_1 - C_2} (-1)^{|Z|}
\end{aligned}$$

$$\begin{aligned}
&= (-n) \cdot \sum_{Y \subseteq C_2 \cap C_1: j \in Y} \frac{1}{|C_2 \cap X_1| + |C_2 \cap Y|} (-1)^{|Y|} \cdot \sum_{k=0}^{|C_1 - C_2|} (-1)^k \cdot \mathcal{C}_k^{|C_1 - C_2|} \\
&= (-n) \cdot \sum_{Y \subseteq C_2 \cap C_1: j \in Y} \frac{1}{|C_2 \cap X_1| + |C_2 \cap Y|} (-1)^{|Y|} \cdot 0 = 0.
\end{aligned}$$

IV) Fourth, consider the case $C_1 \neq C_2$, $|C_1 \cap C_2| > 1$ and $C_1 \subseteq C_2$:

In what follows below we first simplify summations $\sum_{X \in N_j} \chi_{C_1}(X) \cdot \psi_{C_2}(X)$ and $\sum_{X \in N_j} \chi_{C_1}(X) \cdot \varphi_{C_2}(X)$, and then, show that $\sum_{X \in N_j} \chi_{C_1}(X) \cdot (\psi_{C_2}(X) + \varphi_{C_2}(X)) = 0$. First,

$$\begin{aligned}
&\sum_{X \in N_j} \chi_{C_1}(X) \cdot \psi_{C_2}(X) \\
&= \sum_{X \in N_j} \mathbb{I} \left[|C_1 \cup X| = n - 1 \right] \cdot (-1)^{|C_1| + |X| - n + 1} \cdot \frac{1}{|C_2 \cap X|} \\
&= \sum_{X_1 \subseteq N - C_1} \sum_{X_2 \subseteq C_1: j \in X_2} \mathbb{I} \left[|C_1 \cup X_1| = n - 1 \right] \cdot (-1)^{|C_1| + |X_1| + |X_2| - n + 1} \cdot \frac{1}{|C_2 \cap X_1| + |C_2 \cap X_2|} \\
&\quad \left[\text{We write } X \text{ as the disjoint union of } X_1 = X - C_1 \text{ and } X_2 = X \cap C_1. \text{ Note that } j \in X_2 \right] \\
&= \sum_{X_1 \subseteq N - C_1} \sum_{X_2 \subseteq C_1: j \in X_2} \mathbb{I} \left[|C_1 \cup X_1| = n - 1 \right] \cdot (-1)^{|X_2|} \cdot \frac{1}{|C_2 \cap X_1| + |C_2 \cap X_2|} \\
&= \sum_{X_1 \subseteq N - C_1} \sum_{X_2 \subseteq C_1: j \in X_2} \mathbb{I} \left[|C_1 \cup X_1| = n - 1 \right] \cdot (-1)^{|X_2|} \cdot \frac{1}{|C_2 \cap X_1| + |X_2|} \quad \left[\text{Since } C_2 \cap X_2 = C_2 \cap X \cap C_1 = X \cap C_1 = X_2 \right] \\
&= \sum_{X_1 \subseteq N - C_1} \sum_{m=1}^{|C_1|} \mathbb{I} \left[|C_1 \cup X_1| = n - 1 \right] \cdot \frac{(-1)^m \cdot \mathcal{C}_{m-1}^{|C_1| - 1}}{m + |X_1 \cap C_2|} \quad \left[\text{since } |X_2| \text{ varies from 1 to } |C_1| \right] \\
&= (|C_2| - |C_1|) \cdot \sum_{m=1}^{|C_1|} \frac{(-1)^m \cdot \mathcal{C}_{m-1}^{|C_1| - 1}}{m + |C_2| - |C_1| - 1} + (n - |C_2|) \cdot \sum_{m=1}^{|C_1|} \frac{(-1)^m \cdot \mathcal{C}_{m-1}^{|C_1| - 1}}{m + |C_2| - |C_1|}.
\end{aligned}$$

[In the sum over X_1 , for $|C_2| - |C_1|$ times, $C_1 \cup X_1$ misses an element in C_2 , then $|X_1 \cap C_2| = |C_2| - |C_1| - 1$;

for $n - |C_2|$ times, $C_1 \cup X_1$ misses an element in $N - C_2$, then $|X_1 \cap C_2| = |C_2| - |C_1|$.]

Also,

$$\begin{aligned}
&\sum_{X \in N_j} \chi_{C_1}(X) \cdot \varphi_{C_2}(X) \\
&= \sum_{X \in N_j} \mathbb{I} \left[|C_1 \cup X| = n \right] \cdot n \cdot (-1)^{|C_1| + |X| - n + 1} \cdot \frac{1}{|C_2 \cap X|} \\
&= \sum_{X_1 \subseteq N - C_1} \sum_{X_2 \subseteq C_1: j \in X_2} \mathbb{I} \left[|C_1 \cup X_1| = n \right] \cdot n \cdot (-1)^{|C_1| + |X_1| + |X_2| - n + 1} \cdot \frac{1}{|C_2 \cap X_1| + |C_2 \cap X_2|} \\
&\quad \left[\text{We write } X \text{ as the disjoint union of } X_1 = X - C_1 \text{ and } X_2 = X \cap C_1. \text{ Note that } j \in X_2 \right] \\
&= \sum_{X_1 \subseteq N - C_1} \mathbb{I} \left[|C_1 \cup X_1| = n \right] \cdot n \cdot \sum_{X_2 \subseteq C_1: j \in X_2} (-1)^{|C_1| + |X_1| + |X_2| - n + 1} \cdot \frac{1}{|C_2 \cap X_1| + |C_2 \cap X_2|} \\
&= (-n) \cdot \mathbb{I} \left[X_1 = N - C_1 \right] \cdot \sum_{X_2 \subseteq C_1: j \in X_2} (-1)^{|X_2|} \cdot \frac{1}{|C_2 \cap X_1| + |C_2 \cap X_2|}
\end{aligned}$$

$$\begin{aligned}
&= (-n) \cdot \mathbb{I} \left[X_1 = N - C_1 \right] \cdot \sum_{X_2 \subseteq C_1: j \in X_2} (-1)^{|X_2|} \cdot \frac{1}{|C_2 \cap X_1| + |X_2|} \\
&= (-n) \cdot \sum_{X_2} (-1)^{|X_2|} \cdot \frac{1}{|C_2| - |C_1| + |X_2|} \\
&= (-n) \cdot \sum_{m=1}^{|C_1|} \frac{(-1)^m \cdot \mathcal{C}_{m-1}^{|C_1|-1}}{m + |C_2| - |C_1|} \quad [\text{where } |X_2| \text{ varies from } 1 \text{ to } |C_1|].
\end{aligned}$$

After simplifying $\sum_{X \in N_j} \chi_{C_1}(X) \cdot \psi_{C_2}(X)$ and $\sum_{X \in N_j} \chi_{C_1}(X) \cdot \varphi_{C_2}(X)$ as above, we have

$$\begin{aligned}
&\sum_{X \in N_j} \chi_{C_1}(X) \cdot (\psi_{C_2}(X) + \varphi_{C_2}(X)) \\
&= (|C_2| - |C_1|) \cdot \sum_{m=1}^{|C_1|} \frac{(-1)^m \cdot \mathcal{C}_{m-1}^{|C_1|-1}}{m + |C_2| - |C_1| - 1} - |C_2| \cdot \sum_{m=1}^{|C_1|} \frac{(-1)^m \cdot \mathcal{C}_{m-1}^{|C_1|-1}}{m + |C_2| - |C_1|} \\
&= p \cdot \sum_{m=1}^i \frac{(-1)^m \cdot \mathcal{C}_{m-1}^{i-1}}{m + p - 1} - (p + i) \cdot \sum_{m=1}^i \frac{(-1)^m \cdot \mathcal{C}_{m-1}^{i-1}}{m + p}, \quad [\text{where we denote } p \equiv |C_2| - |C_1|, \ i \equiv |C_1|] \\
&= - \sum_{m=1}^i \frac{(-1)^m \cdot (m-1) \cdot \mathcal{C}_{m-1}^{i-1}}{m + p - 1} + \sum_{m=1}^i (-1)^m \cdot \mathcal{C}_{m-1}^{i-1} - (p + i) \cdot \sum_{m=1}^i \frac{(-1)^m \cdot \mathcal{C}_{m-1}^{i-1}}{m + p} \\
&[\text{letting the } p \text{ at the beginning expand as } p = (m + p - 1) - (m - 1)] \\
&= - \sum_{m=1}^i \frac{(-1)^m \cdot (m-1) \cdot \mathcal{C}_{m-1}^{i-1}}{m + p - 1} - (p + i) \cdot \sum_{m=1}^i \frac{(-1)^m \cdot \mathcal{C}_{m-1}^{i-1}}{m + p} \\
&= - \sum_{m=1}^i \frac{(-1)^m \cdot (m-1) \cdot \mathcal{C}_{m-1}^{i-1}}{m + p - 1} - \sum_{m=1}^i (-1)^m \cdot \mathcal{C}_{m-1}^{i-1} + \sum_{m=1}^i \frac{(-1)^m \cdot m \cdot \mathcal{C}_{m-1}^{i-1}}{m + p} - i \cdot \sum_{m=1}^i \frac{(-1)^m \cdot \mathcal{C}_{m-1}^{i-1}}{m + p} \\
&[\text{expanding the last term by breaking the factor } (p + i)] \\
&= - \sum_{m=1}^i \frac{(-1)^m \cdot (m-1) \cdot \mathcal{C}_{m-1}^{i-1}}{m + p - 1} + \sum_{m=1}^i \frac{(-1)^m \cdot m \cdot \mathcal{C}_{m-1}^{i-1}}{m + p} - i \cdot \sum_{m=1}^i \frac{(-1)^m \cdot \mathcal{C}_{m-1}^{i-1}}{m + p} \\
&= - \sum_{m=1}^i \frac{(-1)^m \cdot (m-1) \cdot \mathcal{C}_{m-1}^{i-1}}{m + p - 1} + \sum_{m=1}^i \frac{(-1)^m \cdot m \cdot \mathcal{C}_{m-1}^{i-1}}{m + p} - \sum_{m=1}^i \frac{(-1)^m \cdot m \cdot \mathcal{C}_m^i}{m + p} \\
&= \sum_{m=0}^{i-1} \frac{(-1)^m \cdot m \cdot \mathcal{C}_m^{i-1}}{m + p} + \sum_{m=1}^i \frac{(-1)^m \cdot m \cdot \mathcal{C}_{m-1}^{i-1}}{m + p} - \sum_{m=1}^i \frac{(-1)^m \cdot m \cdot \mathcal{C}_m^i}{m + p} \\
&= \sum_{m=0}^{i-1} \frac{(-1)^m \cdot m \cdot \mathcal{C}_m^{i-1}}{m + p} + \sum_{m=1}^i \frac{(-1)^m \cdot m \cdot \mathcal{C}_{m-1}^{i-1}}{m + p} - \sum_{m=1}^i \frac{(-1)^m \cdot m \cdot (\mathcal{C}_{m-1}^{i-1} + \mathcal{C}_m^{i-1})}{m + p} \\
&= \sum_{m=0}^{i-1} \frac{(-1)^m \cdot m \cdot \mathcal{C}_m^{i-1}}{m + p} + \sum_{m=1}^i \frac{(-1)^m \cdot m \cdot \mathcal{C}_{m-1}^{i-1}}{m + p} - \sum_{m=1}^i \frac{(-1)^m \cdot m \cdot \mathcal{C}_{m-1}^{i-1}}{m + p} - \sum_{m=1}^{i-1} \frac{(-1)^m \cdot m \cdot \mathcal{C}_m^{i-1}}{m + p} \\
&= \sum_{m=0}^{i-1} \frac{(-1)^m \cdot m \cdot \mathcal{C}_m^{i-1}}{m + p} - \sum_{m=1}^{i-1} \frac{(-1)^m \cdot m \cdot \mathcal{C}_m^{i-1}}{m + p} \\
&= \sum_{m=0}^{i-1} \frac{(-1)^m \cdot m \cdot \mathcal{C}_m^{i-1}}{m + p} - \sum_{m=0}^{i-1} \frac{(-1)^m \cdot m \cdot \mathcal{C}_m^{i-1}}{m + p} = 0.
\end{aligned}$$

In order to complete the proof, we show the uniqueness of the probability distribution function λ in our setting. First, note that Equation (EC.1) relates probability distribution λ over consideration sets to the choice frequencies $\mathbb{P}_j(X)$ through the system of linear equations:

$$\mathbb{P}_j(X) = \sum_{C \in N_j} \lambda(C) \cdot \chi_C(X), \quad \forall X \subseteq N \iff \mathbf{y} = A \cdot \boldsymbol{\lambda}, \quad (\text{EC.3})$$

where $\mathbf{y} = (y_X)_{X \subseteq N_j}$ denotes the $|2^{N-1}| \times 1$ vector of choice fractions and $\boldsymbol{\lambda} = (\lambda_C)_{C \in N_j}$ denotes the $|2^{N-1}| \times 1$ vector that represents the probability distribution function over consideration sets. A is the $|2^{N-1}| \times |2^{N-1}|$ matrix such that A 's entry corresponding to the row X and column C is equal to $\chi_C(X)$. As a result, the relation between the choice probabilities and the underlying model can be represented in a compact form as $\mathbf{y} = A \cdot \boldsymbol{\lambda}$. Then the proof of the uniqueness of λ reduces to showing that $\det(A) \neq 0$. It follows from Equation (EC.2) that

$$\lambda(C) = \sum_{X \in N_j} \mathbb{P}_j(X) \cdot (\psi_C(X) + \varphi_C(X)), \quad \forall C \in N_j \iff \boldsymbol{\lambda} = B \cdot \mathbf{y},$$

which provides another relationship between choice frequencies $\mathbb{P}_j(X)$ and the model parameters λ in a linear form as $\boldsymbol{\lambda} = B \cdot \mathbf{y}$, where B is the $|2^{N-1}| \times |2^{N-1}|$ matrix such that B 's entry corresponding to the row C and column X is equal to $\psi_C(X) + \varphi_C(X)$. Therefore, we get

$$\begin{aligned} \boldsymbol{\lambda} &= B \cdot \mathbf{y} = B \cdot A \cdot \boldsymbol{\lambda}, \quad [\text{by Equation (EC.3)}] \\ \implies I &= B \cdot A \implies \det(I) = \det(B) \cdot \det(A) \\ \implies 1 &= \det(B) \cdot \det(A) \implies \det(A) \neq 0. \end{aligned}$$

□

Proofs of the auxiliary Lemmas

In this section, we present two lemmas with proofs which are used below to prove the Theorem 2. First, we establish the following combinatorial identity.

LEMMA EC.1. *For all n and m such that $m \leq n$ the combinatorial identity below holds*

$$\sum_{k=0}^{m-1} (-1)^k \cdot \mathcal{C}_k^{m-1} \cdot \left(\frac{n-m}{n-m+k} - \frac{n}{n-m+1+k} \right) = 0.$$

PROOF: We prove it by induction on m :

Base case: $m = 1$.

$$\sum_{k=0}^{m-1} (-1)^k \cdot \mathcal{C}_k^{m-1} \cdot \left(\frac{n-m}{n-m+k} - \frac{n}{n-m+1+k} \right) = (1-1) = 0$$

Induction hypothesis: $m = p$.

$$\begin{aligned}
0 &= \sum_{k=0}^{p-1} (-1)^k \cdot \mathcal{C}_k^{p-1} \cdot \left(\frac{n-p}{n-p+k} - \frac{n}{n-p+1+k} \right) \\
&= (p-1)! \cdot \left[\sum_{k=0}^{p-1} (-1)^k \cdot \frac{(n-p)}{(p-1-k)! \cdot k! \cdot (n-p+k)} - \sum_{k=0}^{p-1} (-1)^k \cdot \frac{n}{(p-1-k)! \cdot k! \cdot (n-p+1+k)} \right] \\
&= (p-1)! (n-p) \left[\sum_{k=0}^{p-1} (-1)^k \cdot \frac{1}{(p-1-k)! \cdot k! \cdot (n-p+k)} - \frac{n}{(n-p)} \cdot \sum_{k=0}^{p-1} (-1)^k \cdot \frac{1}{(p-1-k)! \cdot k! \cdot (n-p+1+k)} \right].
\end{aligned}$$

Thus, it implies

$$0 = \sum_{k=0}^{p-1} (-1)^k \cdot \frac{1}{(p-1-k)! \cdot k! \cdot (n-p+k)} - \frac{n}{(n-p)} \cdot \sum_{k=0}^{p-1} (-1)^k \cdot \frac{1}{(p-1-k)! \cdot k! \cdot (n-p+1+k)}.$$

Induction step: $m = p+1$.

$$\begin{aligned}
&\sum_{k=0}^p (-1)^k \cdot \mathcal{C}_k^p \cdot \left(\frac{n-p-1}{n-p-1+k} - \frac{n}{n-p+k} \right) \\
&= p! \cdot \left[\sum_{k=0}^p (-1)^k \cdot \frac{(n-p-1)}{(p-k)! \cdot k! \cdot (n-p-1+k)} - \sum_{k=0}^p (-1)^k \cdot \frac{n}{(p-k)! \cdot k! \cdot (n-p+k)} \right] \\
&= p! \cdot \left[\sum_{k=0}^p (-1)^k \cdot \frac{(n-p-1)}{(p-k)! \cdot k! \cdot (n-p-1+k)} - \frac{n}{n-p} \cdot \sum_{k=0}^p (-1)^k \cdot \frac{n-p}{(p-k)! \cdot k! \cdot (n-p+k)} \right] \\
&= p! \cdot \left[\sum_{k=0}^p (-1)^k \cdot \frac{(n-p-1+k-k)}{(p-k)! \cdot k! \cdot (n-p-1+k)} - \frac{n}{n-p} \cdot \sum_{k=0}^p (-1)^k \cdot \frac{n-p+k-k}{(p-k)! \cdot k! \cdot (n-p+k)} \right] \\
&= p! \cdot \left[\sum_{k=0}^p (-1)^k \cdot \frac{(-k)}{(p-k)! \cdot k! \cdot (n-p-1+k)} - \frac{n}{n-p} \cdot \sum_{k=0}^p (-1)^k \cdot \frac{-k}{(p-k)! \cdot k! \cdot (n-p+k)} \right] \\
&[\text{since } \sum_{k=0}^p (-1)^k \cdot \frac{1}{(p-k)! \cdot k!} = \frac{1}{p!} \cdot \sum_{k=0}^p (-1)^k \cdot \mathcal{C}_k^p = 0] \\
&= p! \cdot \left[\sum_{k=1}^p (-1)^k \cdot \frac{(-k)}{(p-k)! \cdot k! \cdot (n-p-1+k)} - \frac{n}{n-p} \cdot \sum_{k=1}^p (-1)^k \cdot \frac{-k}{(p-k)! \cdot k! \cdot (n-p+k)} \right] \\
&= p! \cdot \left[\sum_{k=1}^p (-1)^k \cdot \frac{-1}{(p-k)! \cdot (k-1)! \cdot (n-p-1+k)} - \frac{n}{n-p} \cdot \sum_{k=1}^p (-1)^k \cdot \frac{-1}{(p-k)! \cdot (k-1)! \cdot (n-p+k)} \right] \\
&= p! \cdot \left[\sum_{k=0}^{p-1} (-1)^k \cdot \frac{1}{(p-k-1)! \cdot k! \cdot (n-p+k)} - \frac{n}{n-p} \cdot \sum_{k=1}^p (-1)^k \cdot \frac{1}{(p-k-1)! \cdot k! \cdot (n-p+k+1)} \right] \\
&= 0 \quad [\text{by the induction hypothesis}].
\end{aligned}$$

□

Then, we show that if the S-cannibalization axiom holds then choice data satisfy the equality below.

LEMMA EC.2. *If for all $S \subseteq N$ and $i, j \in S$ we have that*

$$\mathbb{P}_j(S) - \mathbb{P}_j(S \setminus \{i\}) = \mathbb{P}_i(S) - \mathbb{P}_i(S \setminus \{j\})$$

then for all $S \subseteq N$ and $j \in S$ we have that

$$\mathbb{P}_j(S) = \sum_{Y \subseteq S} \mathbb{P}_0(Y) \cdot \left(\mathbb{I}[j \notin Y] \cdot \sum_{k=0}^{|Y|} (-1)^k \frac{\mathcal{C}_k^{|Y|}}{|S| - |Y| + k} - \mathbb{I}[j \in Y] \cdot \sum_{k=0}^{|Y|-1} (-1)^k \frac{\mathcal{C}_k^{|Y|-1}}{|S| - |Y| + k + 1} \right).$$

PROOF: We prove it by induction on $|S|$:

Base case: $|S| = 1$.

$$\mathbb{P}_j(\{j\}) = 1 - \mathbb{P}_0(\{j\})$$

Induction hypothesis: the equation holds to compute $\mathbb{P}_j(S \setminus \{i\})$ for all $i \in N \setminus \{j\}$.

$$\mathbb{P}_j(S \setminus \{i\}) = \sum_{Y \subseteq S \setminus \{i\}} \mathbb{P}_0(Y) \cdot \left(\mathbb{I}[j \notin Y] \cdot \sum_{k=0}^{|Y|} (-1)^k \frac{\mathcal{C}_k^{|Y|}}{|S| - 1 - |Y| + k} - \mathbb{I}[j \in Y] \cdot \sum_{k=0}^{|Y|-1} (-1)^k \frac{\mathcal{C}_k^{|Y|-1}}{|S| - |Y| + k} \right).$$

Induction step: the equation holds to compute $\mathbb{P}_j(S)$.

$$\begin{aligned} \mathbb{P}_j(S) &= \mathbb{P}_i(S) + \mathbb{P}_j(S \setminus \{i\}) - \mathbb{P}_i(S \setminus \{j\}) \\ &\Rightarrow \sum_{i \in S \setminus \{j\}} \mathbb{P}_j(S) = \sum_{i \in S \setminus \{j\}} \mathbb{P}_i(S) + \sum_{i \in S \setminus \{j\}} \mathbb{P}_j(S \setminus \{i\}) - \sum_{i \in S \setminus \{j\}} \mathbb{P}_i(S \setminus \{j\}) \\ &\Rightarrow \sum_{i \in S \setminus \{j\}} \mathbb{P}_j(S) = 1 - \mathbb{P}_0(S) - \mathbb{P}_j(S) + \sum_{i \in S \setminus \{j\}} \mathbb{P}_j(S \setminus \{i\}) - \sum_{i \in S \setminus \{j\}} \mathbb{P}_i(S \setminus \{j\}) \\ &\Rightarrow \sum_{i \in S \setminus \{j\}} \mathbb{P}_j(S) = 1 - \mathbb{P}_0(S) - \mathbb{P}_j(S) + \left(\sum_{i \in S \setminus \{j\}} \mathbb{P}_j(S \setminus \{i\}) \right) - (1 - \mathbb{P}_0(S \setminus \{j\})) \\ &\Rightarrow |S| \cdot \mathbb{P}_j(S) = \mathbb{P}_0(S \setminus \{j\}) - \mathbb{P}_0(S) + \sum_{i \in S \setminus \{j\}} \mathbb{P}_j(S \setminus \{i\}) \\ &\Rightarrow \sum_{i \in S \setminus \{j\}} \mathbb{P}_j(S \setminus \{i\}) = \mathbb{P}_j(S) \cdot |S| + \mathbb{P}_0(S) - \mathbb{P}_0(S \setminus \{j\}). \end{aligned}$$

Therefore, it is sufficient to prove that

$$\begin{aligned} \sum_{i \in S \setminus \{j\}} \mathbb{P}_j(S \setminus \{i\}) &= \sum_{Y \subseteq S} \mathbb{P}_0(Y) \cdot \left(\mathbb{I}[j \notin Y] \cdot \sum_{k=0}^{|Y|} (-1)^k \frac{\mathcal{C}_k^{|Y|}}{|S| - |Y| + k} \right. \\ &\quad \left. - \mathbb{I}[j \in Y] \cdot \sum_{k=0}^{|Y|-1} (-1)^k \frac{\mathcal{C}_k^{|Y|-1}}{|S| - |Y| + k + 1} \right) \cdot |S| + \mathbb{P}_0(S) - \mathbb{P}_0(S \setminus \{j\}). \end{aligned}$$

This way we complete the proof:

$$\sum_{i \in S \setminus \{j\}} \mathbb{P}_j(S \setminus \{i\})$$

$$\begin{aligned}
&= \sum_{i \in S \setminus \{j\}} \sum_{Y \subseteq S \setminus \{i\}} \mathbb{P}_0(Y) \cdot \left(\mathbb{I}[j \notin Y] \cdot \sum_{k=0}^{|Y|} (-1)^k \frac{\mathcal{C}_k^{|Y|}}{|S| - 1 - |Y| + k} - \mathbb{I}[j \in Y] \cdot \sum_{k=0}^{|Y|-1} (-1)^k \frac{\mathcal{C}_k^{|Y|-1}}{|S| - |Y| + k} \right) \\
&\quad [\text{by induction hypothesis}] \\
&= \sum_{Y \subseteq S} \mathbb{P}_0(Y) \cdot \left(\mathbb{I}[j \notin Y] \cdot \sum_{k=0}^{|Y|} (-1)^k \frac{\mathcal{C}_k^{|Y|}}{|S| - 1 - |Y| + k} \cdot (|S| - |Y| - 1) \right. \\
&\quad \left. - \mathbb{I}[j \in Y] \cdot \sum_{k=0}^{|Y|-1} (-1)^k \frac{\mathcal{C}_k^{|Y|-1}}{|S| - |Y| + k} \cdot (|S| - |Y|) \right) + \mathbb{P}_0(S) - \mathbb{P}_0(S \setminus \{j\}) \\
&\quad [(1) \text{ in the summation } \sum_{i \in S \setminus \{j\}} \sum_{Y \subseteq S \setminus \{i\}}, Y \text{ can be any subset of } S \text{ but } S \text{ and } S \setminus \{j\}; \\
&\quad (2) \text{ in the summation } \sum_{i \in S \setminus \{j\}} \sum_{Y \subseteq S \setminus \{i\}}, \text{ if } j \in Y, \text{ then } Y \text{ is assigned to a specific subset of } S \text{ for } |S| - |Y| \text{ times;} \\
&\quad (3) \text{ in the summation } \sum_{i \in S \setminus \{j\}} \sum_{Y \subseteq S \setminus \{i\}}, \text{ if } j \notin Y, \text{ then } Y \text{ is assigned to a specific subset of } S \text{ for } |S| - |Y| - 1 \text{ times.}] \\
&= \sum_{Y \subseteq S} \mathbb{P}_0(Y) \cdot \left(\mathbb{I}[j \notin Y] \cdot \sum_{k=0}^{|Y|} (-1)^k \frac{\mathcal{C}_k^{|Y|}}{|S| - 1 - |Y| + k} \cdot (|S| - |Y| - 1) \right. \\
&\quad \left. - \mathbb{I}[j \in Y] \cdot \sum_{k=0}^{|Y|-1} (-1)^k \frac{\mathcal{C}_k^{|Y|-1}}{|S| - |Y| + k + 1} \cdot |S| \right) + \mathbb{P}_0(S) - \mathbb{P}_0(S \setminus \{j\}) \\
&\quad [\text{by invoking Lemma EC.1, where } m = |Y| \text{ and } n = |S|] \\
&= \sum_{Y \subseteq S} \mathbb{P}_0(Y) \cdot \left(\mathbb{I}[j \notin Y] \cdot \sum_{k=0}^{|Y|} (-1)^k \frac{\mathcal{C}_k^{|Y|}}{|S| - |Y| + k} \cdot |S| \right. \\
&\quad \left. - \mathbb{I}[j \in Y] \cdot \sum_{k=0}^{|Y|-1} (-1)^k \frac{\mathcal{C}_k^{|Y|-1}}{|S| - |Y| + k + 1} \cdot |S| \right) + \mathbb{P}_0(S) - \mathbb{P}_0(S \setminus \{j\}) \\
&\quad [\text{by invoking Lemma EC.1, where } m = |Y| + 1 \text{ and } n = |S|] \\
&= \sum_{Y \subseteq S} \mathbb{P}_0(Y) \cdot \left(\mathbb{I}[j \notin Y] \cdot \sum_{k=0}^{|Y|} (-1)^k \frac{\mathcal{C}_k^{|Y|}}{|S| - |Y| + k} \right. \\
&\quad \left. - \mathbb{I}[j \in Y] \cdot \sum_{k=0}^{|Y|-1} (-1)^k \frac{\mathcal{C}_k^{|Y|-1}}{|S| - |Y| + k + 1} \right) \cdot |S| + \mathbb{P}_0(S) - \mathbb{P}_0(S \setminus \{j\})
\end{aligned}$$

□

EC.1.2. Proof of the Theorem 2

To simplify the exposition, we also let $\bar{X} := N \setminus X$ and $X^+ := X \cup \{0\}$. Let $\langle S \rangle$ denote the power set of S , i.e., $\langle S \rangle = 2^S$, and let $A \uplus B$ denote $\{a \cup b : a \in A, b \in B\}$ for any sets A, B .

Necessity: if the collection of choice probabilities is consistent with a stochastic set model, i.e., with distribution λ over the preselected subsets, then we claim that two axioms S-Cannibalization and D-Regularity are satisfied. First, it follows from Lemma 1 that D-Regularity is satisfied. Then,

it suffices to show that $\mathbb{P}_j(S \setminus \{k\}) - \mathbb{P}_j(S)$ is invariant to the exchange of the indexes j and k , which is shown below.

$$\begin{aligned}
& \mathbb{P}_j(S \setminus \{k\}) - \mathbb{P}_j(S) \\
&= \sum_{\substack{C \subseteq N: \\ j \in C}} \frac{\lambda(C)}{|C \cap \{S \setminus \{k\}\}|} - \sum_{\substack{C \subseteq N: \\ j \in C}} \frac{\lambda(C)}{|C \cap S|} \\
&= \sum_{\substack{C \subseteq N: \\ j \in C \\ k \in C}} \frac{\lambda(C)}{|C \cap \{S \setminus \{k\}\}|} + \sum_{\substack{C \subseteq N: \\ j \in C \\ k \notin C}} \frac{\lambda(C)}{|C \cap \{S \setminus \{k\}\}|} - \sum_{\substack{C \subseteq N: \\ j \in C}} \frac{\lambda(C)}{|C \cap S|} \\
&= \sum_{\substack{C \subseteq N: \\ j \in C \\ k \in C}} \frac{\lambda(C)}{|C \cap \{S \setminus \{k\}\}|} + \sum_{\substack{C \subseteq N: \\ j \in C \\ k \notin C}} \frac{\lambda(C)}{|C \cap \{S \setminus \{k\}\}|} - \sum_{\substack{C \subseteq N: \\ j \in C \\ k \in C}} \frac{\lambda(C)}{|C \cap S|} - \sum_{\substack{C \subseteq N: \\ j \in C \\ k \notin C}} \frac{\lambda(C)}{|C \cap S|} \\
&= \sum_{\substack{C \subseteq N: \\ j \in C \\ k \in C}} \frac{\lambda(C)}{|C \cap \{S \setminus \{k\}\}|} + \sum_{\substack{C \subseteq N: \\ j \in C \\ k \notin C}} \frac{\lambda(C)}{|C \cap S|} - \sum_{\substack{C \subseteq N: \\ j \in C \\ k \in C}} \frac{\lambda(C)}{|C \cap S|} - \sum_{\substack{C \subseteq N: \\ j \in C \\ k \notin C}} \frac{\lambda(C)}{|C \cap S|} \\
&= \sum_{\substack{C \subseteq N: \\ j \in C \\ k \in C}} \frac{\lambda(C)}{|C \cap \{S \setminus \{k\}\}|} - \sum_{\substack{C \subseteq N: \\ j \in C \\ k \in C}} \frac{\lambda(C)}{|C \cap S|} = \sum_{\substack{C \subseteq N: \\ j \in C \\ k \in C}} \frac{\lambda(C)}{|C \cap S| - 1} - \sum_{\substack{C \subseteq N: \\ j \in C \\ k \in C}} \frac{\lambda(C)}{|C \cap S|}.
\end{aligned}$$

Sufficiency: we claim that a choice model that satisfies S-Cannibalization and D-Regularity is a stochastic set model with a probability distribution function λ over preselected sets.

$$\begin{aligned}
& \mathbb{P}_j(S) \\
&= \sum_{Y \subseteq S} \mathbb{P}_0(Y) \cdot \left(\mathbb{I}[j \notin Y] \cdot \sum_{k=0}^{|Y|} (-1)^k \frac{\mathcal{C}_k^{|Y|}}{|S| - |Y| + k} - \mathbb{I}[j \in Y] \cdot \sum_{k=0}^{|Y|-1} (-1)^k \frac{\mathcal{C}_k^{|Y|-1}}{|S| - |Y| + k + 1} \right) \\
& \quad [\text{by invoking Lemma EC.2}] \\
&= \sum_{X_1 \subseteq S} \mathbb{P}_0(S \setminus X_1) \cdot \left(\mathbb{I}[j \in X_1] \cdot \sum_{k=0}^{|S|-|X_1|} (-1)^k \frac{\mathcal{C}_k^{|S|-|X_1|}}{|X_1| + k} - \mathbb{I}[j \notin X_1] \cdot \sum_{k=0}^{|S|-|X_1|-1} (-1)^k \frac{\mathcal{C}_k^{|S|-|X_1|-1}}{|X_1| + k + 1} \right) \\
& \quad [\text{where } X_1 = S \setminus Y] \\
& \quad - \mathbb{I}[j \notin X_1] \cdot \sum_{k=0}^{|S|-|X_1|-1} (-1)^{k+|X_1|} \frac{\mathcal{C}_k^{|S|-|X_1|-1}}{|X_1| + k + 1} \\
&= \sum_{X_1 \subseteq S} \mathbb{P}_0(S \setminus X_1) \cdot (-1)^{-|X_1|} \cdot \left(\mathbb{I}[j \in X_1] \cdot \sum_{k=0}^{|S|-|X_1|} (-1)^{k+|X_1|} \frac{\mathcal{C}_k^{|S|-|X_1|}}{|X_1| + k} \right. \\
& \quad \left. + \mathbb{I}[j \notin X_1] \cdot \sum_{k=0}^{|S|-|X_1|-1} (-1)^{k+|X_1|+1} \frac{\mathcal{C}_k^{|S|-|X_1|-1}}{|X_1| + k + 1} \right) \\
&= \sum_{X_1 \subseteq S} \mathbb{P}_0(S \setminus X_1) \cdot (-1)^{-|X_1|} \cdot \left(\mathbb{I}[j \in X_1] \cdot \sum_{k=|X_1|}^{|S|} (-1)^k \frac{\mathcal{C}_{k-|X_1|}^{|S|-|X_1|}}{k} \right. \\
& \quad \left. + \mathbb{I}[j \notin X_1] \cdot \sum_{k=|X_1|+1}^{|S|} (-1)^k \frac{\mathcal{C}_{k-|X_1|-1}^{|S|-|X_1|-1}}{k} \right)
\end{aligned}$$

$$\begin{aligned}
&= \sum_{X_1 \subseteq S} \mathbb{P}_0(S \setminus X_1) \cdot (-1)^{-|X_1|} \cdot \left(\mathbb{I}[j \in X_1] \cdot \sum_{\substack{C_1 \supseteq X_1: \\ C_1 \subseteq S}} \frac{(-1)^{|C_1|}}{|C_1|} \right. \\
&\quad \left. + \mathbb{I}[j \notin X_1] \cdot \sum_{\substack{C_1 \supseteq \{X_1 \cup \{j\}\}: \\ C_1 \subseteq S}} \frac{(-1)^{|C_1|}}{|C_1|} \right) \\
&= \sum_{X_1 \subseteq S} \mathbb{P}_0(S \setminus X_1) \cdot (-1)^{-|X_1|} \cdot \sum_{\substack{C_1 \supseteq X_1: \\ C_1 \subseteq S, \\ j \in C_1}} \frac{(-1)^{|C_1|}}{|C_1|} \\
&= \sum_{X_1 \subseteq S} \sum_{\substack{C_1 \in \langle S \setminus X_1 \rangle \uplus X_1: \\ j \in C_1}} \frac{(-1)^{|C_1| - |X_1|}}{|C_1|} \cdot \mathbb{P}_0(S \setminus X_1) \\
&= \sum_{X_1 \subseteq S} \sum_{\substack{C_1 \in \langle S \setminus X_1 \rangle \uplus X_1: \\ j \in C_1}} \frac{(-1)^{|C_1| - |X_1|}}{|C_1|} \cdot \mathbb{P}_0(S \setminus X_1) \cdot \sum_{X_2 \subseteq N \setminus S} \sum_{C_2 \in \langle \{N \setminus S\} \setminus X_2 \rangle} (-1)^{|C_2|} \\
&\quad \left[\text{since the summation over } X_2 \text{ and } C_2 \text{ is equal to 1 if } X_2 = N \setminus S \text{ and 0, otherwise} \right] \\
&= \sum_{X_1 \subseteq S} \sum_{\substack{C_1 \in \langle S \setminus X_1 \rangle \uplus X_1: \\ j \in C_1}} \frac{(-1)^{|C_1| - |X_1|}}{|C_1|} \cdot \mathbb{P}_0(S \setminus X_1) \cdot \sum_{X_2 \subseteq N \setminus S} (-1)^{-|X_2|} \cdot \sum_{C_2 \in \langle \{N \setminus S\} \setminus X_2 \rangle \uplus X_2} (-1)^{|C_2|} \\
&= \sum_{X_1 \subseteq S} \sum_{\substack{C_1 \in \langle S \setminus X_1 \rangle \uplus X_1: \\ j \in C_1}} \sum_{X_2 \subseteq N \setminus S} \sum_{C_2 \in \langle \{N \setminus S\} \setminus X_2 \rangle \uplus X_2} \frac{(-1)^{|C_1| + |C_2| - |X_1| - |X_2|}}{|C_1|} \cdot \mathbb{P}_0(S \setminus X_1) \\
&= \sum_{X_1 \subseteq S} \sum_{X_2 \subseteq N \setminus S} \sum_{\substack{C_1 \in \langle S \setminus X_1 \rangle \uplus X_1: \\ j \in C_1}} \sum_{C_2 \in \langle \{N \setminus S\} \setminus X_2 \rangle \uplus X_2} \frac{(-1)^{|C| - |X|}}{|C_1|} \cdot \mathbb{P}_0(S \setminus X_1) \\
&\quad \left[\text{where } X = X_1 \cup X_2 \text{ and } C = C_1 \cup C_2. \right] \\
&= \sum_{X_1 \subseteq S} \sum_{X_2 \subseteq N \setminus S} \sum_{\substack{C_1 \in \langle S \setminus X_1 \rangle \uplus X_1: \\ j \in C_1}} \sum_{C_2 \in \langle \{N \setminus S\} \setminus X_2 \rangle \uplus X_2} \frac{(-1)^{|C| - |X|}}{|C_1|} \cdot \mathbb{P}_0(N \setminus X) \\
&\quad \left[\text{since the summation is nonzero only if } X_2 = N \setminus S \right] \\
&= \sum_{\substack{C \subseteq N: \\ j \in C}} \sum_{X \subseteq C} (-1)^{|C| - |X|} \cdot \frac{1}{|C \cap S|} \cdot \mathbb{P}_0(N \setminus X) \\
&= \sum_{\substack{C \subseteq N: \\ j \in C}} \frac{1}{|C \cap S|} \cdot \sum_{X \subseteq C} (-1)^{|C| - |X|} \cdot \mathbb{P}_0(N \setminus X) \\
&= \sum_{C \subseteq N} \lambda(C) \cdot \mathbf{I}[j \in S] \cdot \mathbf{I}[j \in C] \cdot \frac{1}{|C \cap S|}, \text{ where } \lambda(C) = \sum_{X \subseteq C} (-1)^{|C| - |X|} \cdot \mathbb{P}_0(N \setminus X),
\end{aligned}$$

which is exactly the equation to compute the probability to purchase $j \in S$ for the offer set $S \subseteq N$ under the stochastic set choice model. Note that the above chain of equations specifies probability distribution function λ over consideration sets. Moreover, it follows from Theorem 1 that λ is defined uniquely.

EC.1.3. Proof of the Lemma 4

First, we argue that the stochastic set model is nested in the RUM class. Let (\mathcal{C}, λ) be the stochastic set model. Then we construct the ranking-based model in which, each $C \in \mathcal{C}$ is associated with $|C|!$ rankings that have the same probability mass which is defined below. Overall, the support of the constructed ranking-based model, which results in the same purchase frequencies as the SSM model (\mathcal{C}, λ) , consists of a collection of $\sum_{C \in \mathcal{C}} |C|!$ rankings. In what follows below, we describe the construction of the corresponding ranking-based model in detail.

For each preselected set C , let \mathcal{P}_C denote the collection of all permutations of elements in C . Then, for each element of this permutation $\rho = (i_1, i_2, \dots, i_{|C|}) \in \mathcal{P}_C$, we create a ranking $\sigma(\rho)$ which can be represented as follows:

$$\sigma(\rho) = \{i_1 \succ i_2 \succ \dots i_{|C|} \succ 0\}.$$

Next, we assign the equal probability weight of $\lambda(C)/|C|!$ to every ranking $\sigma(\rho)$ for all $\rho \in \mathcal{P}_C$. Note that the position of the products that are less preferred than the ‘outside’ option is not important since those products are not going to be purchased anyway because the outside option is assumed to be always available.

Finally, we show that the stochastic set model (\mathcal{C}, λ) and the ranking-based model, defined above, result in the same choice probabilities. To this end, let us compute the probability to purchase item j from the offer set S according to the ranking-based model as follows:

$$\begin{aligned} \mathbb{P}_j(S) &= \sum_{C \subseteq \mathcal{C}} \sum_{\sigma \in \mathcal{P}_C} \frac{\lambda(C)}{|C|!} \cdot \mathbb{I}[j \text{ is the most preferred product in } C \cap S \text{ according to } \sigma] \\ &= \sum_{C \subseteq \mathcal{C}} \frac{\lambda(C)}{k!} \cdot \mathbb{I}[j \in C \cap S] \cdot (k-p-1)! \cdot \mathcal{C}_{k-p}^k \cdot p! \quad [\text{where } k = |C| \text{ and } k-p = |C \cap S|] \\ &= \sum_{C \subseteq \mathcal{C}} \frac{\lambda(C)}{k!} \cdot \mathbb{I}[j \in C \cap S] \cdot (k-p-1)! \cdot \frac{k!}{p!(k-p)!} \cdot p! \\ &= \sum_{C \subseteq \mathcal{C}} \frac{\lambda(C)}{k-p} \cdot \mathbb{I}[j \in C \cap S] = \sum_{C \subseteq \mathcal{C}} \frac{\lambda(C)}{|C \cap S|} \cdot \mathbb{I}[j \in C \cap S], \end{aligned}$$

where the last expression is used to compute the choice probability under the stochastic set model (see Equation (2)).

To compute the proof of the lemma, we now provide an example that shows that there exists an instance of the RUM class that cannot be represented by the SSM class. Let N denote the universe of two items plus the default option 0, i.e., $N = \{1, 2\}$. Then let $\mu : \mathcal{L}_2 \rightarrow [0, 1]$ denote a specification of RUM class such that $\sigma_1 = \{1 \succ 2 \succ 0\}$, $\sigma_2 = \{2 \succ 1 \succ 0\}$, $\mu(\sigma_1) + \mu(\sigma_2) = 1$, and $\mu(\sigma_1) \neq \mu(\sigma_2)$. Then, under this RUM specification, we have that

$$\mu(\sigma_1) = \mathbb{P}_2(\{2\}) - \mathbb{P}_2(\{1, 2\}) \neq \mathbb{P}_1(\{1, 2\}) - \mathbb{P}_1(\{1\}) = \mu(\sigma_2),$$

which contradicts any specification of the stochastic set models since the symmetric cannibalization property is violated. \square

EC.1.4. Proof of Theorem 3

We prove the statement by constructing a reduction from the vertex cover problem, which is known to be an NP-hard problem (Garey and Johnson 1979), to the assortment optimization problem under the stochastic set model. First, we recall how the latter problem is defined. To start with, let G denote a graph with a collection of nodes $V = \{1, \dots, n\}$ and edges E , i.e., $G = (V, E)$. Next, we say that a subset $U \subseteq V$ is a vertex cover if for every edge $e = (i, j) \in E$ either $i \in U$ or $j \in U$. Then, the vertex cover problem addresses the following question: “Given a graph $G = (V, E)$ and an integer k , is there a vertex cover of size at most k ?”

In what follows, we describe the reduction Φ that maps any instance of the vertex cover (VC) problem, i.e. $I_{VC} = (G, k)$, to the instance of the assortment optimization (AO) problem (14), i.e. I_{AO} , where $\Phi(I_{VC})$ is defined as follows:

- For each vertex $j \in V$, we introduce a product j with the price of 1 dollar each.
- We introduce an additional product $n + 1$ to the instance I_{AO} with the price of 3 dollars.

Therefore, instance I_{AO} consists of $n + 1$ products in total.

- For each edge $(i, j) \in E$, there is a corresponding customer type which is characterized by a preselected set $C_{(i,j)}^E$ such that $C_{(i,j)}^E = \{i, j\}$. Let us label these customers as “edge customer types”. We denote the collection of “edge customer types” by \mathcal{C}^E such that $\mathcal{C}^E = \{C_{(i,j)}^E \mid (i, j) \in E\}$. We assign the same weight of $1/(|E|+|V|/3)$ to every customer in \mathcal{C}^E .

- For each vertex $j \in V$, there is a corresponding customer type which is characterized by a preselected set C_j^V such that $C_j^V = \{j, n + 1\}$. Let us label these customers as “vertex customer types”. We denote the collection of “vertex customer types” as \mathcal{C}^V such that $\mathcal{C}^V = \{C_i^V \mid i \in V\}$. We assign the weight of $1/(3|E|+|V|)$ to every customer in \mathcal{C}^V . As a result, we have $|E|+|V|$ customer types in total, i.e., the collection \mathcal{C} of customer types is $\mathcal{C} = \mathcal{C}^E \cup \mathcal{C}^V$. Note that the resulting distribution over subsets $\lambda(C)$ constructed above satisfies the property that the sum of all the weights of customers in \mathcal{C} is equal to 1.

Let us first denote L as the normalizing constant, which is equal to $1/(|E|+|V|/3)$ that we will use to simplify the exposition. Then, following the abovementioned hardness result of the vertex cover problem, to establish the hardness of the assortment optimization problem under stochastic set problem it is sufficient to prove that Φ satisfies two properties:

- **Claim 1:** For a vertex cover of the size at most k in the instance I_{VC} , there is an optimal assortment in instance I_{AO} that has expected revenue of at least $(|E|+|V|-k/3) \cdot L$.

• **Claim 2:** Reciprocally, given the optimal assortment in instance I_{AO} that has expected revenue of at least $(|E|+|V|-k/3) \cdot L$, there exists an instance I_{VC} with a vertex cover of the size at most k .

Proof of Claim 1: Let us assume that $U \subseteq V$ is a vertex cover of the graph G and its cardinality is less than k , i.e., $|U| \leq k$. Then we state that the assortment $S_U = \{i \mid i \in U\} \cup \{n+1\}$ results into the expected revenue of at least $(|E|+|V|-k/3) \cdot L$. In what follows below we prove this statement which concludes the proof of Claim 1.

$$\begin{aligned}
& \left[\text{Expected revenue under assortment } S_U \right] = \sum_{C \in \mathcal{C}} \lambda(C) \cdot \text{Rev}_C(S_U) \\
&= \sum_{C \in \mathcal{C}^E} \lambda(C) \cdot \text{Rev}_C(S_U) + \sum_{C \in \mathcal{C}^V} \lambda(C) \cdot \text{Rev}_C(S_U) \\
&= \sum_{C \in \mathcal{C}^E} \lambda(C) \cdot 1 + \sum_{C \in \mathcal{C}^V} \lambda(C) \cdot \text{Rev}_C(S_U) \quad [\text{since for every edge } (i, j) \in E \text{ either } i \text{ or } j \text{ is covered}] \\
&\quad [\text{and the price is the same for both products } i \text{ and } j \text{ and it is equal to } 1] \\
&= \sum_{C \in \mathcal{C}^E} \lambda(C) + \sum_{j \in U} \lambda(C_j^V) \cdot \text{Rev}_{(C_j^V)}(S_U) + \sum_{j \in V \setminus U} \lambda(C_j^V) \cdot \text{Rev}_{(C_j^V)}(S_U) \\
&= \sum_{C \in \mathcal{C}^E} \lambda(C) + \sum_{j \in U} \lambda(C_j^V) \cdot 1/2 \cdot (1+3) + \sum_{j \in V \setminus U} \lambda(C_j^V) \cdot 3 \\
&= \sum_{C \in \mathcal{C}^E} L + \sum_{j \in U} L/3 \cdot 1/2 \cdot (1+3) + \sum_{j \in V \setminus U} L/3 \cdot 3 \\
&= L \cdot (|E| + 2/3 \cdot |U| + (|V| - |U|)) = L \cdot (|E| + |V| - |U|/3) \geq (|E| + |V| - k/3) \cdot L.
\end{aligned}$$

Proof of Claim 2: Let S_+ denote an optimal assortment in instance I_{AO} such that its expected revenue is greater than or equal to $|E|+|V|-k/3$. It is easy to see that $n+1$ is part of the optimal assortment S_+ because adding product $n+1$ to any assortment would increase the expected revenue. Thus, we assume that $n+1 \in S_+$ and $S_+ = S \cup \{n+1\}$ without loss of generality.

First of all, it is clear that all customer types in \mathcal{C}^V have a positive contribution to the expected revenue under the optimal assortment S_+ because $n+1 \in S_+$, i.e., the number of customer types in \mathcal{C}^V that have a positive contribution to the revenue is equal to n . Moreover, we state that all the customer types in \mathcal{C}^E have a positive contribution to the expected revenue under the optimal assortment S_+ and we prove that statement at the very end. For now, if we assume that the latter statement holds, then for every customer type $C_{(i,j)}^E \in \mathcal{C}^E$ to have a positive contribution to the revenue it should be the case that either $i \in S$ or $j \in S$ and thus we have that U_S , such that $U_S = \{\text{vertex } j \mid j \in S\}$, is a vertex cover. Note that in this case, the number of customer types in the set \mathcal{C}^E that have a positive contribution to the revenue under the optimal assortment is equal to $|E|$. Next, we can obtain the following set of equations and inequalities.

$$\left[\text{Expected revenue under assortment } S_+ \right] = \sum_{C \in \mathcal{C}} \lambda(C) \cdot \text{Rev}_C(S_+)$$

$$\begin{aligned}
&= \sum_{C \in \mathcal{C}^E} \lambda(C) \cdot \text{Rev}_C(S_+) + \sum_{C \in \mathcal{C}^V} \lambda(C) \cdot \text{Rev}_C(S_+) \\
&= |E| \cdot L + \sum_{C \in \mathcal{C}^V} \lambda(C) \cdot \text{Rev}_C(S_+) \\
&= |E| \cdot L + \sum_{j \in S} \lambda(C_j^V) \cdot \text{Rev}_{(C_j^V)}(S_+) + \sum_{j \in V \setminus S} \lambda(C_j^V) \cdot \text{Rev}_{(C_j^V)}(S_+) \\
&= |E| \cdot L + |S|/2 \cdot L/3 + 3|S|/2 \cdot L/3 + \sum_{j \in V \setminus S} \lambda(C_j^V) \cdot \text{Rev}_{(C_j^V)}(S_+) \\
&= |E| \cdot L + 2|S| \cdot L/3 + (|V| - |S|) \cdot L \\
&= (|E| + |V| - |S|/3) \cdot L \\
&\geq (|E| + |V| - k/3) \cdot L \quad [\text{by the assumption in the Claim 2}] \\
&\Rightarrow |U_S| = |S| \leq k.
\end{aligned}$$

Then, to conclude the proof of Claim 2 it is sufficient to prove the aforementioned statement that all the customer types in \mathcal{C}^E have a positive contribution to the expected revenue under the optimal assortment S_+ . We prove that statement by contradiction. Suppose that there exists a customer type $C_{(i',j')}^E \in \mathcal{C}^E$ which does not contribute to the expected revenue, i.e., $i' \notin S_+$ and $j' \notin S_+$. Then, adding i' to S_+ will have a combination of two effects: (1) it will make customer type $C_{(i',j')}^E$ positively contribute to the expected revenue and increase the expected revenue by L ; and (2) contribution of the customer of type $C_{i'}^V$ to the expected revenue will decrease by $(3 - 2) \cdot L/3 = L/3$. As a result, adding item i' to the assortment S_+ has a net positive effect on the expected revenue (i.e., it increases the revenue by $2L/3$) which contradicts the fact that S_+ is an optimal assortment. \square