

Consider or Choose? The Role and Power of Consideration Sets

Yi-Chun Akchen

School of Management, University College London, London E14 5AB, United Kingdom, yi-chun.akchen@ucl.ac.uk

Dmitry Mitrofanov

Carroll School of Management, Boston College, dmitry.mitrofanov@bc.edu

Consideration sets play a crucial role in discrete choice modeling, where customers are commonly assumed to go through a two-stage decision making process. Specifically, customers are assumed to form consideration sets in the first stage and then use a second-stage choice mechanism to pick the product with the highest utility from the consideration sets. Recent studies mostly aim to propose more powerful choice mechanisms based on advanced non-parametric models to improve prediction accuracy. In contrast, this paper takes a step back from exploring more complex second-stage choice mechanisms and instead focus on how effectively we can model customer choice relying only on the first-stage consideration set formation. To this end, we study a class of nonparametric choice models that is only specified by a distribution over consideration sets and has a bounded rationality interpretation. We denote it as the *consideration set model*. Intriguingly, we show that this class of choice models can be characterized by the axiom of symmetric demand cannibalization, which enables complete statistical identification. We further consider the model’s downstream assortment planning as an application. We first present an exact description of the optimal assortment, proving that it is revenue-ordered based on the blocks defined by the consideration sets. Despite this compelling structure, we establish that the assortment optimization problem under this model is NP-hard even to approximate. This result shows that accounting for consideration sets in the model inevitably results in inapproximability in assortment planning, even though the consideration set model uses the simplest possible uniform second-stage choice mechanism. Finally, using a real-world dataset, we show that the consideration set model offers comparable prediction performance to other advanced choice models. Given the simplicity of the second-stage phase of the model, this result shows the tremendous power of the first-stage consideration sets when modeling customers’ decision-making processes.

Key words: discrete choice, consideration sets, symmetric cannibalization, assortment optimization, bounded rationality, identification

1. Introduction

The rise of the digital economy and technology has dramatically changed the way we shop and make purchasing decisions. With an abundance of products and services available online, before making a purchase, consumers are faced with an overwhelming amount of information, from detailed product descriptions to customer reviews and ratings. In an ideal scenario, a completely rational individual would make her/his purchase decision by evaluating the features of each alternative, computing the

utility, and choosing the alternative with the highest utility, assuming she/he has unlimited time and resources for this calculation. In reality, individuals have physical and cognitive limitations and thus only consider a subset of the available alternatives. Economists and psychologists term such smaller sets of alternatives as “consideration sets” (Wright and Barbour 1977) or “evoked sets” (Howard and Sheth 1969, Brisoux and Laroche 1981). The idea of consideration sets has been well-documented in the marketing literature when studying consumer behavior (Hauser 2014) and various heuristics have been proposed to model the formation of the consideration sets, such as screening rules based on product prices or other features (Pras and Summers 1975, Gilbride and Allenby 2004, Jedidi and Kohli 2005). The notion of consideration sets is also supported by the psychology literature, which throws doubt on consumers’ ability to consistently evaluate every product in the offer set (Miller 1956, Hauser and Wernerfelt 1990, Iyengar and Lepper 2000).

Crucially, the concept of consideration set formation goes beyond merely interpreting consumer behavior; it also has substantial practical implications, particularly in developing more powerful and accurate choice models. The seminal work by Hauser (1978) uses a goodness-of-fit statistic to demonstrate that consideration sets can explain nearly three-quarters of the variation in choice data, whereas a logit model, which is based solely on consumer preferences, explains only a quarter. Subsequently, the marketing science community has leveraged this insight by introducing *two-stage* choice models that incorporate consideration sets into consumers’ decision-making processes and provide evidence of their superior prediction performance (Silk and Urban 1978, Hauser and Gaskin 1984, Gensch 1987). From this two-stage framework, consumers form consideration sets, typically based on screening rules and simple heuristics (Hutchinson and Gigerenzer 2005), in the first stage. They then follow a second-stage *choice mechanism* and proceed to purchase the product that maximizes their utility from those considered (Ben-Akiva and Boccara 1995, Shocker et al. 1991).

We demonstrate the concept of two-stage choice models in the following example of online hotel booking, where consumers have to make a booking decision given the abundance of alternatives available, with a vast amount of information for each alternative. Specifically, when customers visit a travel agency website, they can find comprehensive details such as the hotel’s location, services, amenities, quality, view, ratings, photos, reviews, etc. Even for a single hotel, it is impractical to analyze all the information within a limited time frame. Therefore, customers use simple heuristics to narrow down the number of considered alternatives rather than carefully evaluating all available options. Figure 1 displays a customer using screening criteria – rating (7+), price (\$150-\$200 per night), and three-star quality – to reduce five hundred options to a consideration set of three alternatives. A customer then uses a choice mechanism to assess these three considered alternatives and select the one that offers the maximum utility.

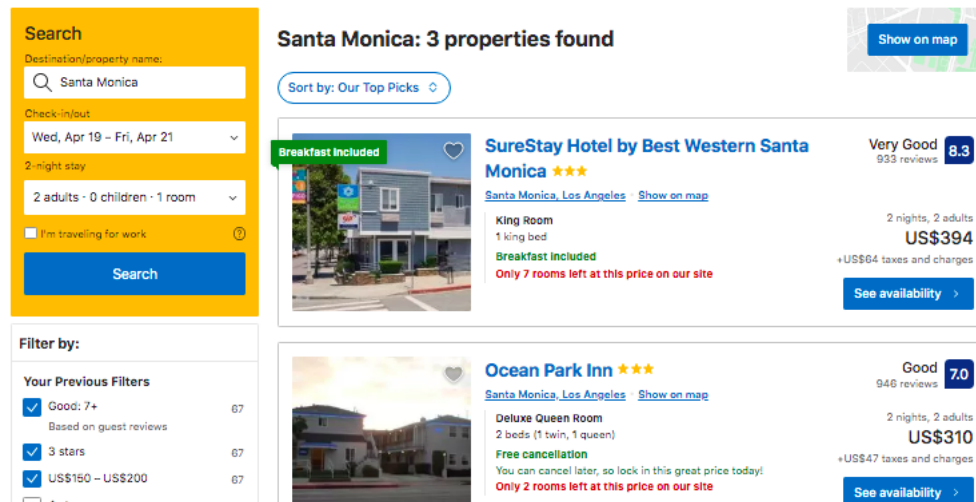


Figure 1 An example of a two-stage decision making process, where a customer uses screening rules to form a consideration set.

Over the past several decades, there has been a notable rise in the popularity of choice models that employ advanced choice mechanisms to enhance their remarkable predictive accuracy and data-fitting capabilities. Some of these models incorporate the formation of consideration sets (Aouad et al. 2021, Jagabathula et al. 2024), while others do not (Farias et al. 2013, Chen and Mišić 2022). Either way, a common aspect of these models is that they are rooted in nonparametric choice modeling principles, drawing inspiration from machine learning models and algorithms, with the main feature that they have an advanced and refined second-stage choice mechanism. In this paper, rather than delving into a more complex second-stage choice mechanism, we take a step back and focus on the fundamental properties of the decision-making processes based solely on consideration sets. We study a class of nonparametric models that is only specified by a distribution over consideration sets. We denote it as the *consideration set model (CSM)*. Through the lens of this generic consideration-based model, we uncover the role and power of consideration sets in choice model representation, demand cannibalization, choice prediction, and assortment optimization. We also discuss the implications to other choice models that embed the consideration set structure. Specifically, we have the following contributions:

- *Considering rather than choosing.* We study a nonparametric choice model which is fully characterized by a distribution over the consideration sets. This distribution can be viewed as the probability mass of various customer types in the market, or it can indicate the stochasticity in how a customer forms a consideration set. After forming a consideration set, we assume that the customer does not rely on a particular choice mechanism to select the “best” product among those considered, but instead chooses any of them in a uniformly random way. This consideration set model represents a *simplified* version of the general class of two-stage choice models, as it does not incorporate a specific second-stage choice mechanism.

- *Identifiability.* Surprisingly, we show that the consideration set model can be fully identified from the collection of choice probabilities. We further provide a closed-form expression on how one can compute the model parameters by means of the choice probabilities. In other words, the consideration set model can be uniquely reconstructed from its observed choice probabilities on assortments, making it one of the identifiable choice models with the highest degree of freedom in the existing literature. This finding on identifiability conveys an important insight: if a two-stage choice model cannot be uniquely identified – having several solutions that fit the data equally well even with unlimited choice data – it is more likely due to the complexities of the second-stage choice mechanism, rather than the first-stage consideration process. Importantly, in Section EC.6 in the Appendix, we empirically show the operational value of identifiability in choice modeling. Specifically, we focus on assortment planning as a revenue management application and demonstrate how the unidentifiability of a choice model can result in higher variance when predicting the expected revenue under particular assortments, leading to potentially suboptimal operational decisions. To this end, we use the consideration set model and the ranking-based model as examples of identifiable and unidentifiable choice models, respectively, and compare their revenue performance based on a real-world dataset.

- *Axiomatic Characterization.* We also characterize the necessary and sufficient conditions for the choice probabilities to be consistent with our model. To this end, we demonstrate that with a mild condition imposed on the no-purchase probabilities across various offer sets, a choice model is a consideration set model if, and only if, the introduction of a product symmetrically reduces the market share of another product in each assortment. We refer to this condition as the *symmetric cannibalization axiom*. More specifically, this axiom is based on the assumption that for any two products i and j , the decrease in demand for product i when product j is introduced is the same as the decrease in demand for product j when product i is introduced. This axiomatic characterization reveals a key limitation of any choice models that are solely based on consideration set formation. It also demonstrates that the choice mechanism, rather than the consideration sets in the first stage, plays a more significant role in representing demand cannibalization comprehensively.

- *Assortment Optimization.* We also explore the impact of consideration sets on downstream applications. In particular, we focus on assortment optimization problems. We first provide a precise characterization of the optimal assortments, showing that they are revenue-ordered based on the blocks defined by the consideration sets, which allows the use of a polynomial-time optimal algorithm when the number of customer types is fixed. However, even with a compelling optimal assortment structure in place, the problem of assortment optimization under the consideration set model generally remains NP-hard to approximate within a factor of $O(\sqrt{n})$. This result implies that accounting for consideration sets in choice models inherently complicates downstream applications, even if the second-stage choice mechanism is significantly simplified.

- *Empirical study.* Finally, we conduct numerical experiments based on a real-world dataset (Bronnenberg et al. 2008) to show the power of consideration sets when modeling consumer choice. We propose an estimation methodology to calibrate the consideration set model and empirically evaluate its predictive performance. Despite being a special case of the ranking-based and the mixed MNL models, the consideration set model provides a predictive performance that is highly competitive with these more general models. This emphasizes that consideration sets *alone* can be responsible for the strong predictive performance of the two-stage consider-then-choose models.

In what follows, we first explore the related literature on consideration sets that originated in the economics and marketing fields. In Section 2, we provide the overview of choice modeling and formally define the consideration set model. In Section 3, we prove the identifiability of the model and provide its axiomatic characterization. In Section 4, we solve the assortment optimization problem. In Section 5, we examine the predictive performance of the model. In Section 6, we provide the overview of the analyses that are relegated to the electronic companion (in the interest of space), where we empirically show the operational value of identifiability in choice modeling and provide some other supplementary analyses. In the interest of space, we also relegate almost all of the proofs to the electronic companion, along with additional numerical studies.

1.1. Related Literature on Consideration Sets

The concept of consideration sets originated in the marketing and psychology fields and it has been around for several decades with many studies conducted on how consumers form and use consideration sets in their purchasing process. We refer readers to the survey papers by Roberts and Lattin (1997) and Hauser (2014) for more details. In particular, early research has shown that consumers usually make decisions in a two-stage process (Swait and Ben-Akiva 1987). That is, consumers first consider a subset of products (i.e., form a consideration set) and then purchase one of the items in the set. Abundant empirical evidence supports the notion of consideration sets. For example, Hauser (1978) adapts an information-theoretic viewpoint and shows that a model which incorporates the consideration set concept can explain up to 78% of the variation in the customer choice. Hauser and Wernerfelt (1990) empirically investigate the consideration set size for various product categories and report that the mean consideration set size, which is the number of brands that a customer considers before making a choice, is relatively small: 3.9 for deodorant, 4.0 for coffee, and 3.3 for frozen dinner. Our numerical study in Section 5.3, which reports the size of consideration sets for a set of product categories based on the real-world grocery sales data, provides a consistent result.

Researchers have studied various theories and models to understand how consumers form their consideration sets. From the decision theory perspective, consumers will continue to search for new

products as long as the gain in utility (or satisfaction) from finding a better product outweighs the cost of the search (Ratchford 1982, Roberts and Lattin 1991). Consumers might also be constrained by their cognitive limits and form consideration sets based on simple heuristic rules, such as elimination by aspects (Tversky 1972), conjunctive and disjunctive rules (Pras and Summers 1975, Brisoux and Laroche 1981, Laroche et al. 2003, Gilbride and Allenby 2004, Jedidi and Kohli 2005), and compensatory rules (Keeney et al. 1993, Hogarth and Karelaia 2005). In this paper, we are taking a more general and flexible perspective on the formation of consideration sets. Rather than focusing on specific rules or heuristics that consumers use to construct their consideration sets, our approach is to model the possibility that a consideration set sampled by a customer can be any subset of products. To this end, our paper is related to the work by Jagabathula et al. (2024) where the authors model customer choice through the consider-then-choose (CTC) model which is parameterized by the joint distribution over the consideration sets and the rankings. Different from the CTC model, which uses the mixture of rankings as a second-stage choice mechanism, our model does not impose a specific structure on the choice mechanism and can be thus viewed as a special case of Jagabathula et al. (2024), along with the fact that the model is also a special case of the ranking-based model (Block et al. 1959, Farias et al. 2013) and the mixed MNL model (Train 2009).

The concept of a consideration set has been gaining a lot of attention in the field of operations management. Feldman et al. (2019) propose an algorithm that can be used to find the optimal assortment, taking into account the specific characteristics of the ranking-based model and the small consideration set assumption. Aouad et al. (2021) study the assortment optimization under the CTC choice model, where the customer chooses the product with the highest rank within the intersection of her consideration set and the assortment. In the paper by Wang and Sahin (2018), the authors propose a mathematical model that captures the trade-off between the expected utility of a product and the search cost associated with it. Chitla et al. (2023) use the consideration set concept in order to build the structural model and study the multihoming behavior of users in the ride-hailing industry. Interestingly, it was shown in the paper by Jagabathula et al. (2024) that the consideration set approach is particularly advantageous in the grocery retail setting where we might expect the noise in the sales transaction data because of the stockouts or in the online platform setting. To this end, there is numerous evidence in the literature that online platforms might not have real-time information on the product availability in the grocery retail stores which could be the major cause for the stockouts (Knight and Mitrofanov 2022) despite the AI-enabled technology to alleviate this problem (Knight et al. 2023).

2. Model Description

In this section, we begin with an overview of choice modeling before introducing the *consideration set model*. Then, we connect this model to other choice models that are widely used in the economics and operations literature.

2.1. Preview of Choice Modeling and Motivation

We consider a universe $N \equiv \{1, 2, \dots, n\}$ of n products. An *assortment* or a *menu* S is a subset of N , i.e., $S \subseteq N$. When a set of products S is offered, a *customer* or an *agent* chooses either a product in S or choose the ‘default’ option 0. Depending on the context, the default option can be the no-purchase option or any product outside the universe N . Following the standard assumption, the default option is always available to the customer. For convention, we write $N^+ = N \cup \{0\}$ and $S^+ = S \cup \{0\}$ for any $S \subseteq N$. Throughout the paper, we use $\mathbb{I}[A]$ or \mathbb{I}_A as the indicator function and it is equal to 1 if condition A is satisfied and 0, otherwise.

A choice model can be described by a mapping or function \mathbb{P} that takes as input an assortment S and outputs a probability distribution over the elements of S^+ . This probability distribution represents the likelihood of each product in the assortment being chosen by a consumer. Specifically, we write $\mathbb{P}_j(S)$ as the probability that a customer chooses product $j \in S$ and $\mathbb{P}_0(S)$ as the probability that the customer chooses the ‘default’ option. Note that when the assortment is empty, the default option is always chosen, i.e., $\mathbb{P}_0(\emptyset) = 1$. More formally, a choice model specifies all the choice probabilities $\{\mathbb{P}_j(S) : j \in S^+, S \subseteq N\}$. The choice probabilities satisfy the standard probability laws: $\mathbb{P}_j(S) \geq 0$ for all $j \in S^+$ and $\sum_{j \in S^+} \mathbb{P}_j(S) = 1$ for all $S \subseteq N$. Discrete choice models are popular tools for predicting consumers’ purchase decisions in operations, marketing, and economics research. We refer readers to Ben-Akiva et al. (1985) and Train (2009) for more details. Early works on choice modeling focus on developing parametric choice models such as the multinomial logit model (MNL), the mixed MNL model, and the nested logit model Train (2009). In recent years, the explosive surge in the amount of consumer choice data has driven the development of nonparametric choice models, designed to enhance the accuracy of consumer decision predictions and offer greater flexibility in data fitting (Block et al. 1959, Farias et al. 2013, Aouad et al. 2021, Jagabathula et al. 2024, Chen and Mišić 2022). Specifically, recent research in nonparametric choice modeling has focused on developing more advanced and powerful second-stage choice mechanisms (along with or without incorporating consideration set formation stage) to better understand consumer behavior from the choice data. Our paper adopts a different approach. We investigate the role and power of the first-stage consideration set formation, as well as how incorporating consideration sets impacts the characteristics and applicability of choice models. To this end, we study and analyze a model, termed as the *consideration set model*, which is described below in detail.

2.2. Consideration Set Model (CSM)

In what follows, we introduce the consideration set model. As we will discuss in more detail in Section 2.3, this choice model is *not* founded on new principles but is nested within several established choice models which allows us to extend our results to other choice models that implicitly or explicitly include consideration set structure. In essence, the consideration set model represents a probability distribution over sets of products, with each set $C \subseteq N$ corresponding to a consideration set. Specifically, let \mathcal{C} be a collection of subsets of N and λ is a probability distribution over \mathcal{C} such that $\lambda_C \geq 0$ for all $C \in \mathcal{C}$ and $\sum_{C \in \mathcal{C}} \lambda_C = 1$. Each $C \in \mathcal{C}$ denotes a *consideration set*, which is a subset of N or simply as a set of products. Furthermore, we assume that each consideration set C specifies a set of preference relations between elements in N^+ as follows

DEFINITION 1. Each consideration set $C \in \mathcal{C}$ of the consideration set model (\mathcal{C}, λ) represents a set of preference relations between items in N^+ as follows: (a) $i \sim j$ for all $i, j \in C$; (b) $i \succ 0$ for all $i \in C$; and (c) $0 \succ j$ for all $j \notin C$.

Note that we do not need to specify preference relations between the items outside of the consideration set C , since those items are dominated by the default/no-purchase option 0 which is always available. However, without loss of generality, one can still assume that $i \sim j$ for all $i, j \notin C$. In Definition 1, following the convention, we use ' $i \succ j$ ' to denote ' i is preferred to j ' and use ' $i \sim j$ ' to denote that i and j are equally preferred.

Following the standard interpretation in choice modeling, we can either interpret the consideration set model (\mathcal{C}, λ) as an individual customer's stochastic decision rule or as an aggregation of the decisions made by the customers in the market. In the former case, we assume that with probability λ_C , the customer forms her/his preferences based on the consideration set C . In the latter case, we interpret each consideration set $C \in \mathcal{C}$ as a customer type who has preferences over products specified by Definition (1) and λ_C as the population of customers type C in the market. Before we derive the choice probability under the consideration set model, we further provide an alternative parametrization of the model, which specifies a conditional distribution $\lambda_{\cdot|S}$ given an offered assortment S .

DEFINITION 2. A *conditional set distribution* $\lambda_{\cdot|S}$ is defined with respect to a distribution λ over subsets in N , for every $S \subseteq N$, as follows

$$\lambda_{C'|S} = \begin{cases} \sum_{C \subseteq \mathcal{C}} \lambda_C \cdot \mathbb{I}[C \cap S = C'], & \text{if } C' \subseteq S \text{ and } C' \neq \emptyset, \\ 0, & \text{if } C' \not\subseteq S \text{ and } C' \neq \emptyset, \end{cases} \quad (1)$$

along with $\lambda_{\emptyset|S} = 1 - \sum_{C' \subseteq S: C' \neq \emptyset} \lambda_{C'|S}$. Here, $\mathbb{I}[A]$ is the indicator function.

Equation (1) specifies the distribution over the consideration sets within the offered assortment S . For example, assume that $N = \{1, 2, 3, 4, 5\}$ and an assortment $S = \{1, 2, 3\}$ is offered. Then

the consideration set $C = \{2, 3, 4\}$ is equivalent to the consideration set $C' = C \cap S = \{2, 3\}$. Put differently, if a customer who is considering buying products $C = \{2, 3, 4\}$ enters a store that only offers products $S = \{1, 2, 3\}$, then the customer would only consider buying product $C \cap S = \{2, 3\}$, as product 4, despite being considered, is not offered. Definition 2 considers this set intersection structure and shows that the probability that the customer chooses according to C' is the sum of the probabilities of consideration sets C satisfying $C \cap S = C'$. Having the conditional set distribution defined in Definition 2, there are two approaches to describe a consumers' decision making process to choose from an assortment S . In the first approach, we assume that the customer first samples a consideration set $C \subseteq N$ in accordance with the distribution $\boldsymbol{\lambda}$ and then make a final choice based on the intersection $C \cap S$. Alternatively, we can assume that the customer samples a consideration set $C' \subseteq S$ in accordance with $\boldsymbol{\lambda}_{\cdot|S}$ and then make a final choice based on the set C' . Both approaches will lead to the same choice probabilities and thus, they are equivalent.

It is straightforward to verify that the conditional set distribution $\boldsymbol{\lambda}_{\cdot|S}$ satisfies the standard conditions such as $\lambda_{C'|S} \geq 0$ for all $C' \subseteq N$ and $\sum_{C' \subseteq N} \lambda_{C'|S} = 1$. In addition, $\boldsymbol{\lambda}_{\cdot|S}$ is consistent with the 'monotonicity property' where for all $S_2 \subseteq S_1 \subseteq N$, we have that $\lambda_{C'|S_2} \geq \lambda_{C'|S_1}$ for all $C' \subseteq S_2$. More specifically, for any $C \subseteq N$ such that $C \cap S_1 = C'$ is satisfied for $C' \subseteq S_2$, we have $C \cap S_2 = C'$. Next, we formally define the probability to choose an item j from the assortment $S \subseteq N$ under the consideration set model $(\mathcal{C}, \boldsymbol{\lambda})$ by means of the conditional stochastic set distribution $\boldsymbol{\lambda}_{\cdot|S}$.

DEFINITION 3. Given a consideration set model $(\mathcal{C}, \boldsymbol{\lambda})$, the choice probability of product j from an assortment S is

$$\mathbb{P}_j^{(\mathcal{C}, \boldsymbol{\lambda})}(S) = \sum_{C' \subseteq S: j \in C'} \frac{\lambda_{C'|S}}{|C'|}, \quad (2)$$

if $j \in S$ and 0, otherwise.

We interpret Equation (2) as follows. When an assortment S is presented, a customer forms a consideration set C' with a probability $\lambda_{C'|S}$. Within this consideration set C' , the customer assigns equal preference to each product (as specified in preference set (a) in Definition 1) and views every considered product as a better option than a no purchase alternative (as detailed in preference set (b) in Definition 1). We assume that the *customer does not rely on a specific second-stage choice mechanism to determine the 'best' product from C' and therefore would select any product from C' with equal likelihood* which leads to a factor $\lambda_{C'|S}/|C'|$ in the summation. We intentionally have this assumption to make the second-stage choice mechanism as simple as possible, allowing us to focus exclusively on analyzing the role and power of the consideration set formation layer in choice modeling. Alternatively, this assumption can be justified by the bounded rationality of customers who, constrained by cognitive and physical limitations, are unable to differentiate and rank all options within the consideration set (Simon 1955).

Recall that we can also model the customer's decision-making process by first sampling C from λ then choosing a product from $C \cap S$. In this case, we have the following choice probability

$$\mathbb{P}_j^{(C,\lambda)}(S) = \sum_{C \subseteq N: j \in C} \frac{\lambda_C}{|C \cap S|}, \quad (3)$$

if $j \in S$, and 0, otherwise. Similar to Equation (2), the factor $|C \cap S|$ comes from the fact that the customer equally prefers to buy a product from $C \cap S$ after she/he forms the consideration set $C \subseteq N$ and thus chooses one from $C \cap S$ uniformly at random. Following Definition 2, the choice probabilities $\mathbb{P}_j^{(C,\lambda)}(S)$ in the two equations (2) and (3) are the same (by rearranging the sums). We next provide a simple example on the calculation of choice probabilities $\mathbb{P}_j^{(C,\lambda)}(S)$.

EXAMPLE 1. Consider a universe of $n = 5$ products, i.e., $N = \{1, 2, 3, 4, 5\}$, and assume that customers make choices in accordance with a consideration set model (\mathcal{C}, λ) where $\mathcal{C} = \{C_1, C_2, C_3\}$ such that $C_1 = \{1, 3, 5\}$, $C_2 = \{2, 3, 4, 5\}$, and $C_3 = \{3, 4, 5\}$, alongside $(\lambda_{C_1}, \lambda_{C_2}, \lambda_{C_3}) = (0.1, 0.6, 0.3)$. One interpretation of the model is that every customer, before making the final choice, samples a consideration set from $\{C_1, C_2, C_3\}$ with probabilities 0.1, 0.6, and 0.3, respectively. Another interpretation implies that the customer population consists of three customer types C_1 , C_2 , and C_3 , where the probability mass of customer types C_1, C_2 , and C_3 is 10%, 60%, and 30%, respectively.

Assume that assortment $S = \{1, 2\}$ is offered. We can compute the conditional set distribution using Equation (1) and obtain $\lambda_{\{1\}|S} = \lambda_{C_1} = 0.1$, $\lambda_{\{2\}|S} = \lambda_{C_2} = 0.6$, $\lambda_{\{1,2\}|S} = 0$, and $\lambda_{\emptyset|S} = 1 - 0.6 - 0.1 = 0.3$. Consequently, we have choice probability $\mathbb{P}_1^{(C,\lambda)}(\{1, 2\} | S) = \lambda_{\{1\}|S} / |\{1\}| = 0.1$, $\mathbb{P}_2^{(C,\lambda)}(\{1, 2\}) = \lambda_{\{2\}|S} / |\{2\}| = 0.6$, and $\mathbb{P}_0^{(C,\lambda)}(\{1, 2\}) = 1 - 0.1 - 0.6 = 0.3$. Alternatively, we can directly factor the intersections $C \cap S$ into our computations as in Equation (3) and have $\mathbb{P}_1^{(C,\lambda)}(S) = \lambda_{C_1} / |\{C_1 \cap S\}| = 0.1$, $\mathbb{P}_2^{(C,\lambda)}(S) = \lambda_{C_2} / |\{C_2 \cap S\}| = 0.6$, and $\mathbb{P}_0^{(C,\lambda)}(S) = 0.3$.

Now assume that assortment $S' = \{1, 2, 4, 5\}$ is offered. One can show that $\lambda_{\{1,5\}|S'} = 0.1$, $\lambda_{\{2,4,5\}|S'} = 0.6$, and $\lambda_{\{4,5\}|S'} = 0.3$, leading to choice probabilities $\mathbb{P}_1^{(C,\lambda)}(S') = \lambda_{\{1,5\}|S'} / 2 = 0.05$, $\mathbb{P}_2^{(C,\lambda)}(S') = \lambda_{\{2,4,5\}|S'} / 3 = 0.2$, $\mathbb{P}_4^{(C,\lambda)}(S') = \lambda_{\{2,4,5\}|S'} / 3 + \lambda_{\{4,5\}|S'} / 2 = 0.35$ and $\mathbb{P}_5^{(C,\lambda)}(S') = \lambda_{\{1,5\}|S'} / 2 + \lambda_{\{2,4,5\}|S'} / 3 + \lambda_{\{4,5\}|S'} / 2 = 0.4$. By comparing the choice probabilities under the two different assortments S and S' , we can clearly see that the consideration set model is not restricted by the independence of irrelevant alternatives (IIA) axiom (Luce 2012, Hausman and McFadden 1984) and thus not subsumed by the MNL model. Specifically, $\mathbb{P}_2^{(C,\lambda)}(S) / \mathbb{P}_1^{(C,\lambda)}(S) = 6 \neq 4 = \mathbb{P}_2^{(C,\lambda)}(S') / \mathbb{P}_1^{(C,\lambda)}(S')$.

Finally, we highlight that although we simplify the choice mechanism to allow customers to select from the considered products uniformly at random, this does not mean that a customer has equal probabilities of purchasing any two offered products that both appear in the same consideration set. Moreover, our model can readily accommodate scenarios where a customer decides not to

purchase any product at all. Following the previous example, consider another customer who makes choices based on $(\mathcal{C}, \boldsymbol{\lambda})$ where $\mathcal{C} = \{C_4, C_5, \emptyset\}$, with $C_4 = \{1\}$, $C_5 = \{1, 2\}$, and $(\lambda_{C_4}, \lambda_{C_5}, \lambda_\emptyset) = (0.3, 0.4, 0.3)$. When the assortment $S = \{1, 2\}$ is presented, this customer would choose product 1 with a probability of 0.5, product 2 with a probability of 0.2, and opt not to purchase with a probability of 0.3. In this scenario, the customer does not exhibit indifference between two products 1 and 2 that belong to the same consideration set $C_5 = \{1, 2\}$, as she is more inclined to choose the former through a smaller consideration set C_4 that is nested in C_5 , and she also maintains the option to not purchase any product from the assortment.

2.3. Connection to Other Choice Models

Upon closer inspection, we see that the consideration set model is not based on a new foundation, yet it remains sophisticated at the same time. This nonparametric model is highly comprehensive, offering as many as $2^n - 1$ degrees of freedom within the model which exactly matches the number of parameters needed to specify the distribution $\boldsymbol{\lambda}$ across the 2^n subsets of N . Meanwhile, the model is actually a special case of several choice models. Here we provide two examples.

First, the consideration set model is a specific instance of the mixed multinomial logit model (mixed MNL). To recap, an mixed MNL model includes k customer types, each type $j \in K \equiv \{1, 2, \dots, k\}$ representing λ_j probability mass of customers in the market who make purchasing decisions based on an MNL model with parameters $(w_{j1}, w_{j2}, \dots, w_{jn})$. Given an assortment S , the choice probability for the mixed MNL model is calculated as $\mathbb{P}_i(S) = \sum_{j \in K} \lambda_j \cdot \frac{w_{ji}}{1 + \sum_{\ell \in S} w_{j\ell}}$. This formulation shows that a consideration set model can be effectively represented using the structure of the mixed MNL model. Specifically, assume that $\mathcal{C} = \{C_1, C_2, \dots, C_j\}$ and $\boldsymbol{\lambda} = (\lambda_1, \dots, \lambda_j)$. Then we can construct an mixed MNL model as follows. First, let M be a large constant. For each C_j , $j \in K$, we construct a class of customers in the mixed MNL model with the same population weight λ_j , alongside $w_{ji} = M$ if $i \in C$ and $w_{ji} = 0$, otherwise. As we increase M to infinity, it is not hard to see that the corresponding choice probability of this mixed MNL will converge to the one in Equation (3). Second, the consideration set model is also a special case of the ranking-based model. We formally state it as the following lemma.

LEMMA 1. *The class of consideration set models is nested in the class of ranking-based models, and the reverse statement does not hold.*

We formally prove Lemma 1 in Section EC.1.1. Here we demonstrate the idea by a simple example. Let the consideration set model consist of only one consideration set $C_1 = \{1, 2\}$. Then this model can be represented as a ranking-based model that consists of two rankings $\sigma_1 = \{1 \succ 2 \succ 0\}$ and $\sigma_2 = \{2 \succ 1 \succ 0\}$, each with weight 0.5. In fact, to construct the equivalent ranking-based model, we view every consideration set C as an equal-weight average of $|C|!$ rankings, where each ranking

forms a permutation over elements in C before reaching the no-purchase option 0. Here, by taking the average over all permutations of C , we make the customers equally prefer each product in C . We remark that Lemma 1 also implies that the consideration set model belongs to the random utility maximization (RUM) class (Thurstone 1927, McFadden et al. 1973). In the RUM class, each alternative is associated with a random utility. Once the randomness is revealed, customers choose the alternative with the highest utility, i.e., customers maximize their utility. It is well-known that the RUM class is equivalent to the class of ranking-based model, as the revealed utilities of products can be sorted as a ranking over products (Block et al. 1959, Farias et al. 2013). Finally, we note that the general assumption that λ is a distribution over consideration sets subsumes the assumption that the consideration sets are generated according to attention parameters (Manzini and Mariotti 2014). We state it formally as the following lemma.

LEMMA 2. *The distribution $\lambda_C = \prod_{i \in C} \gamma_i \cdot \prod_{i \in N \setminus C} (1 - \gamma_i)$ over $C \in 2^N$ induces the conditional set distribution $\lambda_{\cdot|S}^{\text{MM}}$ defined in Manzini and Mariotti (2014) as $\lambda_{C|S}^{\text{MM}} = \prod_{i \in C} \gamma_i \cdot \prod_{i \in S \setminus C} (1 - \gamma_i)$ for any consideration set $C \subseteq S$ when assortment S is offered.*

3. Identifiability and Axiomatic Characterization

In this section, we prove the identifiability of the consideration set model and provide axiomatic characterizations. We also discuss the implications of these results on the two-stage choice models where both the “consider” and “choose” steps affect the representation power of the models. For ease of notation, we let $N_j \equiv \{S \subseteq N : j \in S\}$ denote the collection of assortments that include product j . Also, throughout this section, we let *choice data* refer to the collection of the ground-truth choice probabilities $\{\mathbb{P}_j(S) : j \in S^+, S \subseteq N\}$. For now, we assume that the exact value of choice probabilities is provided to us, that is, we ignore the finite sample issue. This is a reasonable assumption if the number of transactions under each assortment is large. We will relax this assumption in Section EC.4.1 when estimating the model from real-world grocery retail data.

3.1. Identification of the Consideration Set Model

Recall that the consideration set model is fully characterized by the distribution λ over subsets. Therefore, the identification of the consideration set model reduces to the identification of the distribution λ , and we can simply call λ a consideration set model to simplify the notation in this section. In what follows, we will present a collection of results that provide different ways to obtain the distribution λ in close form.

The first result requires the specification of the choice probabilities to choose an item j over the assortments in N_j in order to compute the λ_C for $C \in N_j$.

THEOREM 1. *Suppose that the collection of probabilities to choose product j , i.e., $\{\mathbb{P}_j(S): S \subseteq N_j\}$, is available and consistent with an underlying consideration set model. Then we can reconstruct the model by uniquely computing λ_C , for every $C \in N_j$, as follows*

$$\lambda_C = \sum_{X \in N_j} \mathbb{I}\left[|C \cup X| \geq n - 1\right] \cdot n^{|C \cup X| - n + 1} (-1)^{|C| + |X| - n + 1} \mathbb{P}_j(X). \quad (4)$$

Proof sketch: For each $C \in N_j$, we first define three functions as follows: $\chi_C(X) = 1/|C \cap X|$, $\psi_C(X) = \mathbb{I}_{|C \cup X| = n - 1} \cdot (-1)^{|C| + |X| - n + 1}$, and $\varphi_C(X) = \mathbb{I}_{|C \cup X| = n} \cdot n \cdot (-1)^{|C| + |X| - n + 1}$. The first function $\chi_C(X)$ is used to account for the size of the intersection $C \cap X$ between an assortment X and a consideration set C . The remaining two functions $\psi_C(X)$ and $\varphi_C(X)$ jointly form the orthonormal basis to $\chi_C(X)$. By varying the assortment X and observing the corresponding changes in the choice probability $\mathbb{P}_j(X)$, we can infer the probability weight λ_C of a consideration set C that includes product j . With these three functions in hand, we rewrite the choice probability, defined in Equation (3), by means of the function $\chi_C(X)$ as follows:

$$\mathbb{P}_j(X) = \sum_{C \in N_j} \lambda_C \chi_C(X). \quad (5)$$

We also notice that $\psi_C(X)$ and $\varphi_C(X)$ share the same factor $(-1)^{|C| + |X| - n + 1}$ thus their summation can be simplified as

$$\psi_C(X) + \varphi_C(X) = \mathbb{I}\left[|C \cup X| \geq n - 1\right] \cdot n^{|C \cup X| - n + 1} (-1)^{|C| + |X| - n + 1}. \quad (6)$$

Next, we claim that for all $C, C' \in N_j$,

$$\sum_{X \in N_j} \chi_{C'}(X) (\psi_C(X) + \varphi_C(X)) = \mathbb{I}[C' = C]. \quad (7)$$

Invoking the claim, Equation (4) in the theorem follows immediately, since

$$\begin{aligned} & \sum_{X \in N_j} \mathbb{P}_j(X) \cdot \mathbb{I}\left[|C \cup X| \geq n - 1\right] \cdot n^{|C \cup X| - n + 1} (-1)^{|C| + |X| - n + 1} \\ &= \sum_{X \in N_j} \sum_{C' \in N_j} \lambda_{C'} \cdot \chi_{C'}(X) \cdot (\psi_C(X) + \varphi_C(X)) \quad \left[\text{by Equations (5) and (6)}\right] \\ &= \sum_{C' \in N_j} \lambda_{C'} \cdot \mathbb{I}[C' = C] \quad \left[\text{by the claim stated above as Equation (7)}\right] \\ &= \lambda_C. \end{aligned}$$

Therefore, in order to complete the proof of the Equation (4), it is sufficient to prove the claim in Equation (7). Since the proof of the claim is quite involved, we relegate it to Section EC.2.1.

In what follows next, we complete the proof of Theorem 1 by showing that the distribution λ is unique. First, note that Equation (5) relates probability distribution λ over the consideration

sets to the choice probability $\mathbb{P}_j(X)$ through the system of linear equations which can be represented as $\mathbf{y} = A \cdot \boldsymbol{\lambda}$, where $\mathbf{y} = (\mathbb{P}_j(X))_{X:j \in X}$ and $\boldsymbol{\lambda} = (\lambda_C)_{C:C \in N_j}$ are two vectors of length 2^{n-1} . Then, Equation (4) provides another relationship between choice frequencies $\mathbb{P}_j(X)$ and the model parameters λ in a linear form as $\boldsymbol{\lambda} = B \cdot \mathbf{y}$. Given that A is a $2^{n-1} \times 2^{n-1}$ dimensional matrix, proving the uniqueness of $\boldsymbol{\lambda}$ distribution reduces to showing that $\det(A) \neq 0$. This is easy to see, as we have $\boldsymbol{\lambda} = B \cdot \mathbf{y} = B \cdot A \cdot \boldsymbol{\lambda}$, implying that $I = B \cdot A$ and $1 = \det(I) = \det(B) \cdot \det(A)$. Consequently, $\det(A) \neq 0$. We refer the readers to Section EC.2.1 for the complete proof of the theorem. \square

Theorem 1 allows us to compute the probability mass of each consideration set $C \subseteq N$ such that $C \neq \emptyset$. We can then find λ_\emptyset directly by using the equation $\sum_{C \subseteq N} \lambda_C = 1$. It follows from Theorem 1 that the identification of λ_C relies only on the access to the probabilities of choosing an arbitrary item j in C under various assortments, i.e., j can be any item in C . As a result, for each C , there are at least $|C|$ ways to compute λ_C . We can also formulate the corollary below that specifies the necessary conditions if the data generation process is consistent with the consideration set model.

COROLLARY 1. *Consider two products j and k . Suppose that the choice data for j and k , $\{\mathbb{P}_j(S): S \subseteq N_j\}$ and $\{\mathbb{P}_k(S): S \subseteq N_k\}$, are consistent with an underlying consideration set model. Then for every consideration set $C \subseteq N$, the following equation is satisfied*

$$\sum_{X \in N_j} \mathbb{I}_{|C \cup X| \geq n-1} \cdot n^{|C \cup X| - n + 1} (-1)^{|C| + |X| - n + 1} \mathbb{P}_j(X) = \sum_{X \in N_k} \mathbb{I}_{|C \cup X| \geq n-1} \cdot n^{|C \cup X| - n + 1} (-1)^{|C| + |X| - n + 1} \mathbb{P}_k(X).$$

Note that this corollary follows directly from the Theorem 1. Alternatively, we can recover the underlying parameters of the consideration set model from the collection of choice probabilities $\{\mathbb{P}_0(S): S \subseteq N\}$, where we only need to have access to the probability to choose an ‘outside’ option under assortments $S \subseteq N$. In particular, we have the following result:

LEMMA 3. *Suppose that the collection of probabilities to choose the ‘default’ option, i.e., $\{\mathbb{P}_0(S): S \subseteq N\}$, is consistent with an underlying consideration set model. Then, we have that*

$$\lambda_C = \sum_{X \subseteq C} (-1)^{|C| - |X|} \mathbb{P}_0(N \setminus X). \quad (8)$$

Lemma 3 follows from a particular form of the inclusion-exclusion principle stated in Graham (1995). For any finite set Z , if $f: 2^Z \rightarrow \mathbb{R}$ and $g: 2^Z \rightarrow \mathbb{R}$ are two real-valued set functions defined on the subsets of Z such that $g(X) = \sum_{Y \subseteq X} f(Y)$, then the inclusion-exclusion principle states that $f(Y) = \sum_{X \subseteq Y} (-1)^{|Y| - |X|} g(X)$. Our result then follows from setting $f(Y)$ as λ_C and defining $g(X) = \mathbb{P}_0(N \setminus X) = \sum_{C \subseteq X} \lambda_C$, where the second equality holds since a customer of type C would choose the outside option 0 from $N \setminus X$ if and only if $C \subseteq X$. Note that in real-world retail settings, it can be challenging to observe the probability that customers choose the ‘default’ option. Consequently,

Theorem 1 has higher practical importance in identifying parameters of the consideration set model than Lemma 3, although Equation (8) is less involved than Equation (4). Lemma 3 also connects to the classic decision theory findings of Block et al. (1959) and Falmagne (1978), as it recognizes that the sum in Equation (8) can be reformulated as a Block-Marshak polynomial. We will revisit these classic results in Section 3.3. Finally, after combining together Theorem 1 and Lemma 3, we can formulate another set of necessary conditions imposed on the choice data if the data generation process is consistent with the consideration set model.

COROLLARY 2. *Suppose that the choice data $\{\mathbb{P}_j(S): S \subseteq N_j\}$ and $\{\mathbb{P}_0(S): S \subseteq N\}$ are consistent with an underlying consideration set model. For every set $C \subseteq N$ such that $j \in C$, we must have*

$$\sum_{X \subseteq C} (-1)^{|C|-|X|} \mathbb{P}_0(N \setminus X) = \sum_{X \in N_j} \mathbb{I} \left[|C \cup X| \geq n-1 \right] \cdot n^{|C \cup X| - n + 1} (-1)^{|C| + |X| - n + 1} \mathbb{P}_j(X).$$

3.2. Implication of Theorem 1

We first highlight that most nonparametric choice models are not identifiable from the choice data $\{\mathbb{P}_j(S) : j \in S^+, S \subseteq N\}$ alone. The examples include the ranking-based model (Farias et al. 2013) and the decision forest model (Chen and Mišić 2022), among others. In particular, Sher et al. (2011) show that the ranking-based model cannot be identified when $n \geq 4$. Intuitively, the nonidentifiability of the aforementioned nonparametric models can be explained by the fact that the parameter space grows much faster with n than the number of available equations that match predicted and actual choice probabilities $\{\mathbb{P}_j(S)\}_{j \in S^+, S \subseteq N}$ to identify model parameters. Specifically, these equations can be written in form $\mathbb{P}_j^{\mathcal{M}}(S) = \mathbb{P}_j(S)$, for $j \in S^+$ and $S \subseteq N$, where \mathcal{M} is a choice model and $\mathbb{P}_j^{\mathcal{M}}(S)$ is its predicted choice probability of j under assortment S .

For instance, a ranking-based model requires the estimation of $O(n!)$ parameters, which is the number of all possible rankings over N^+ . Meanwhile, the number of available equations to identify model parameters is upper bounded by $O(n \cdot 2^n)$, where the factor 2^n is the total number of assortments $S \subseteq N$ and the factor $O(n)$ is the number of choices $j \in S^+$ under an assortment S . As $n! \gg n2^n$, the ranking-based model is nonidentifiable. In contrast, the number of parameters in the consideration set model is $2^n - 1$, which is the number of parameters to specify a distribution $\lambda = (\lambda_C)_{C \in 2^N}$ over consideration sets. As $2^n < n \cdot 2^n$, we know that the consideration set model does not suffer from the overparameterization that the ranking-based model faces. In fact, to the best of our knowledge, the consideration set model is one of the most flexible choice rules (i.e., it has the highest degrees of freedom) which are still identifiable from the choice data alone. Note that identifiability can benefit the downstream applications of the choice model. We empirically demonstrate the value of identifiability in Section EC.6.

Given the complete identifiability of the first-stage consideration set formation, Theorem 1 suggests that if a two-stage choice model is unidentifiable, the lack of identifiability is more likely due to the incorporation of the second-stage choice mechanism rather than the first-stage consideration set formation itself. Additionally, given that the consideration set model has $2^n - 1$ parameters and there are at most $O(n \cdot 2^n)$ equations available to identify a choice model, Theorem 1 indicates that any consideration-based model incorporating a second-stage choice mechanism is at high risk of being unidentifiable. Specifically, any choice mechanism that models a purchase decision based on the first-stage consideration set could significantly increase the degrees of freedom by at least $\Omega(n)$ factor, resulting in a choice model with $\Omega(n \cdot 2^n)$ parameters. For example, Jagabathula et al. (2024) demonstrates that the choice model, characterized by a joint distribution function over consideration sets and complete rankings, requires estimating $n! \cdot 2^n$ parameters and cannot be identified solely from sales transaction data.

Finally, we note that Theorem 1 is not only about identifiability but also about achieving the identifiability via *closed-form* expression. This again distinguishes the consideration set model from other parametric and non-parametric choice models. The MNL model is one of the very few models that have a similar property. Another example is a consider-then-choose (CTC) model studied by Jagabathula et al. (2024) where the authors show that the model is *partially identifiable* as the marginal distribution over consideration sets can be identified from the choice data. Jagabathula et al. (2024) also investigate a special case of the CTC model, called the GCC model, where all customers follow the same single ranking σ to make decisions after sampling a consideration set. They provide closed-form expressions to estimate the parameters of the GCC model. However, this model is quite restrictive and suffers from one-directional cannibalization which implies that all customers have to follow the same preference order (Jagabathula et al. 2024).

3.3. Axiomatic Characterization

In the previous section, we outlined various conditions that link the choice data to the parameters of the consideration set model, assuming the choice data is generated according to this model (see Corollaries 1 and 2). These identities that appear in Theorem 1 and Lemma 3 are rather algebraic. This encourages us to develop axioms based on customers' revealed preferences that could characterize the consideration set model. To this end, we propose two axioms, called *default regularity* and *symmetric demand cannibalization*.

The axiom of default regularity relates to the classic decision theory developed by Block et al. (1959) and Falmagne (1978). Specifically, Block et al. (1959) define the Block-Marshak polynomial of the choice probabilities as

$$H(i, S) = \sum_{X: S \subseteq X} (-1)^{|X| - |S|} \cdot \mathbb{P}_i(S), \quad \forall S \subseteq N, i \in S^+.$$

Block et al. (1959) and Falmagne (1978) jointly show that the choice data belongs to the RUM class, i.e., the choice data is consistent with a ranking-based model, if and only if the inequality $H(i, S) \geq 0$ holds for *all* alternatives $i \in S^+$ and assortments $S \subseteq N$. Our first axiom, the *default regularity*, is specifically equivalent to the nonnegativeness of the Block-Marshak polynomial $H(0, S)$ of **only** the default/no-purchase option 0. Consequently, it is a less restrictive condition imposed on choice probabilities compared to that of the RUM class. In what follows we formally state the default regularity condition.

DEFINITION 4. (Default Regularity) A collection of choice probabilities $\{\mathbb{P}_j(S) : j \in S^+, S \subseteq N\}$ satisfies the default regularity property if $H(0, S) \geq 0$ for all assortments $S \subseteq N$.

In other words, the axiom of default regularity imposes the ‘RUM’ type of restriction *only* to the no-purchase probabilities in the choice data.

Our second axiom, symmetric cannibalization, imposes restrictions on the choice data related to purchasing a specific product $j \in N$.

DEFINITION 5. (Symmetric cannibalization) A collection of choice probabilities $\{\mathbb{P}_j(S) : j \in S^+, S \subseteq N\}$ satisfies the symmetric cannibalization property if for all assortments $S \subseteq N$ and $j, k \in S$ such that $j \neq k$, we have $\mathbb{P}_j(S \setminus \{k\}) - \mathbb{P}_j(S) = \mathbb{P}_k(S \setminus \{j\}) - \mathbb{P}_k(S)$.

The axiom of symmetric cannibalization relates to the concept of *demand cannibalization*, where the sales or market share of one product decreases due to the presence of a competing product. This axiom states that for any pair of products, j and k in S , the influence of product k on demand for product j is equal to the influence of product j on demand for product k across all product assortments $S \subseteq N$. This indicates a *symmetric* pattern in how products cannibalize each other’s demand. In what follows below, we present our main theorem which characterizes the consideration set model through the axioms defined above.

THEOREM 2. *The collection of choice probabilities $\{\mathbb{P}_j(S) : j \in S^+, S \subseteq N\}$ is consistent with a consideration set model with unique distribution λ if and only if it satisfies the axioms of default regularity and symmetric cannibalization.*

The proof is relegated to ecompanion (see Section EC.2.2). As it can be seen therein, establishing necessity is rather straightforward, but establishing sufficiency is more involved as it requires two auxiliary lemmas. We prove sufficiency by constructing the distribution λ and then the uniqueness of λ follows directly from the Theorem 1. From the proof, we can also notice that the non-negativity of the Block-Marshak polynomial $H(0, S)$ of the no-purchase option also ensures that the parameters of the consideration set model computed from the choice probabilities, as described by Lemma 3, are well-defined, i.e., $\lambda_C = \sum_{X \subseteq C} (-1)^{|C|-|X|} \mathbb{P}_0(N \setminus X) = \sum_{\bar{C} \subseteq \bar{X}} (-1)^{|\bar{X}|-|\bar{C}|} \mathbb{P}_0(\bar{X}) \geq 0$, where $\bar{X} = N \setminus X$ denotes the set complement. This is because the functional form in the axiom of

default regularity resembles the formula used to calculate the probability mass of the consideration set distribution model presented in Lemma 3.

Interestingly, Theorem 2 suggests that in a general two-stage choice model, it is the choice mechanism, rather than the consideration set formation, that is responsible for capturing the asymmetric demand cannibalization among products. The theorem reveals a fundamental limitation of the consideration set formation in the first stage. While the consideration set formation can explain heterogeneity of customers' preferences (as illustrated in Example 1), it falls short of completely capturing demand substitution in the way that the ranking-based model can do. In other words, to more accurately capture complex inter-product substitution using a two-stage choice model, one should focus on developing the second-stage choice mechanism. Although the symmetric cannibalization can be considered as a limitation, in Section 5 we demonstrate that the consideration set model remains competitive in predictive performance compared to the ranking-based model when tested on real-world data. Thus, the effect of demand cannibalization in real-world settings may not be that asymmetric.

We also note that Theorem 2 can be used to verify if the choice generation process is indeed consistent with a consideration set model. It can also be observed that the default regularity axiom when combined with the symmetric cannibalization axiom ensures a well-known *regularity* property (or *weak rationality*), i.e., $\mathbb{P}_j(S_1) \geq \mathbb{P}_j(S_2)$ whenever $S_1 \subseteq S_2$. which plays an important role in the economics literature (Rieskamp et al. 2006). We state it formally as follows.

LEMMA 4. *If a choice model \mathbb{P} satisfies the axioms of symmetric cannibalization and default regularity, then for all $S_1, S_2 \subseteq N$ such that $S_1 \subseteq S_2$ we have $\mathbb{P}_j(S_1) \geq \mathbb{P}_j(S_2)$ for any $j \in S_1$.*

Theorem 2 and Lemma 4 jointly imply that the only restriction that the consideration set model imposes on top of the general RUM class of choice models, such as the ranking-based model, is the symmetric demand cannibalization property. Finally, we formulate a lemma which states that if the two axioms are satisfied, then the 'cannibalization' effect of item k on item j diminishes when we enlarge the assortment.

LEMMA 5. *If a choice model \mathbb{P} satisfies the axioms of symmetric cannibalization and default regularity, then $\Delta_k \mathbb{P}_j(S_1) \geq \Delta_k \mathbb{P}_j(S_2)$ if $S_1 \subseteq S_2$, where $\Delta_k \mathbb{P}_j(S) = \mathbb{P}_j(S \setminus \{k\}) - \mathbb{P}_j(S)$.*

In other words, it follows from the lemma that if item k cannibalizes item j in assortment S_1 , then item k also cannibalizes item j in assortment $S_2 \subseteq S_1$. Equivalently, if item k does not cannibalize item j in assortment S_1 then item k also does not cannibalize item j in assortment $S_2 \supseteq S_1$. Both Lemmas 4 and 5 can be easily proved via Theorem 2 in a straightforward way. We omit the proofs for brevity.

We end this section by adding two additional remarks. First, we note that the axiomatic characterization of choice models in the economics literature is usually established for *parametric* models. Luce’s independence of irrelevant alternatives (IIA) axiom (Luce 2012, Hausman and McFadden 1984) is one of the most popular examples and is used to demonstrate the limitation of the MNL model both in the economics and operation fields. A more recent example is provided by Echenique and Saito (2019) where the authors extend the Luce model by proposing a set of axioms that relax the IIA property. Among the nonparametric models, the ranking-based model is one of the few models that are characterized by axioms. In particular, a choice data is consistent with a ranking-based model if and only if it satisfies the regularity property, $\mathbb{P}_i(S) \leq \mathbb{P}_i(S')$ for all $i \in S'$ and $S' \subseteq S$. As we discussed above, the choice data under the ranking-based model can also be characterized by the Block-Marshall polynomial $H(i, S)$ such that $H(i, S) \geq 0$ for all $i \in S^+$ and $S \subseteq N$; see Barberá and Pattanaik (1986) and McFadden and Richter (1990). Consequently, our paper contributes to the rare examples of axiomatic nonparametric choice models.

We also note that Theorem 2 indicates that neither the MNL nor the consideration set model subsumes each other. It is straightforward to check that the MNL model does not satisfy the symmetric cannibalization property unless its attraction parameters are the same for all items, meaning that all items have equal market shares. It is also obvious to see that the MNL model does not subsume the consideration set model, as the latter model is with a much higher degrees of freedom. Symmetric cannibalization property also differentiates the consideration set model from the broad class of choice models with a single preference order (Manzini and Mariotti 2014, Jagabathula et al. 2024). In practice, as we will see in Section 5, the assumption of symmetric cannibalization does not seriously impair the predictive performance of the consideration set model, as it performs closely to the mixed MNL model and the ranking-based model.

4. Assortment Optimization

In this section, we investigate how accounting for consideration sets in a choice modeling might influence the design and complexity of operations strategies in downstream applications. Specifically, we focus on the assortment optimization problem, which aims to identify the optimal set of products to offer to customers to maximize revenue. Throughout the section, we use $r_i > 0$ to denote the revenue of a product $i \in N$. Without loss of generality, we assume $r_1 \geq r_2 \geq \dots \geq r_n > 0$. For the ease of notation, we write a consideration set model $(\mathcal{C}, \boldsymbol{\lambda})$ explicitly with $\mathcal{C} = \{C_1, C_2, \dots, C_k\}$ and $\lambda_{C_j} \equiv \lambda_j > 0$ for $j \in K \equiv \{1, 2, \dots, k\}$. For a given customer type associated with a consideration set C , we let $\text{Rev}_C(S)$ denote its expected revenue under assortment S

$$\text{Rev}_C(S) = \begin{cases} \sum_{i \in C \cap S} r_i / |C \cap S|, & \text{if } |C \cap S| \geq 1, \\ 0, & \text{if } |C \cap S| = 0. \end{cases} \quad (9)$$

Hence, $\sum_{j \in K} \lambda_j \cdot \text{Rev}_{C_j}(S)$ is the expected revenue from the population. We can thus state the assortment optimization problem under the consideration set model as follows:

$$\max_{S \subseteq N} \left\{ \sum_{j \in K} \lambda_j \cdot \text{Rev}_{C_j}(S) \right\}. \quad (10)$$

Assortment optimization is an important application of choice modeling, and has been used for various real-world tasks such as menu design and product recommendation; we refer the readers to the monograph by Kok et al. (2008). In what follows, we will first build several results around the optimal solution to Problem (10) and will then address the complexity of Problem (10).

4.1. Optimal Assortment

We provide an exact characterization of the optimal assortment structure. Specifically, the optimal assortment is *block-wise* revenue-ordered which we describe as follows. We first define a *block* $I_{\mathbf{B}}$ as a collection of products generated by set operations, denoted as \mathbf{B} , on the consideration sets C_1, C_2, \dots , and C_k , where k is the number of customer types. Specifically, $\mathbf{B} \in \{0, 1\}^k$ is a binary vector of length k . When $B_j = 1$, it represents an identical mapping; when $B_j = 0$, it represents a set complement/negation. We formally define the block $I_{\mathbf{B}}$ as follows:

$$I_{\mathbf{B}} = \bigcap_{j=1}^k B_j(C_j). \quad (11)$$

For example, if $\mathbf{B} = (0, 1, 0)$, then $I_{\mathbf{B}} = \bar{C}_1 \cap C_2 \cap \bar{C}_3$, where $\bar{X} = N \setminus X$ is the set complement. We further let \mathcal{B} denote the collection of all \mathbf{B} vectors, i.e., $\mathcal{B} = \{\mathbf{B} = (B_j)_{j \in K} \mid B_j \in \{0, 1\}, \forall j \in K\}$, where $K = \{1, 2, \dots, k\}$, and \mathcal{I} denotes the collection of all blocks, i.e., $\mathcal{I} = \{I_{\mathbf{B}} \mid \mathbf{B} \in \mathcal{B}\}$. Next, we state the main theorem to characterize the optimal assortment of Problem (10).

THEOREM 3. *Let S^* be an optimal assortment for Problem (10). Then $S_{\mathbf{B}}^* \equiv S^* \cap I_{\mathbf{B}}$ must be revenue-ordered for all blocks $I_{\mathbf{B}} \in \mathcal{I}$.*

Proof: We first claim that each product i belongs to one and only one block $I_{\mathbf{B}} \in \mathcal{I}$. This claim follows by construction of blocks $I_{\mathbf{B}} \in \mathcal{I}$. To this end, a product i belongs to a particular block $I_{\mathbf{B}}$ if and only if the following two conditions are satisfied: (a) product i belongs to all the consideration sets $C_j, j \in K$, such that $B_j = 1$ and (b) product i does not belong to all the consideration sets $C_j, j \in K$, such that $B_j = 0$. If either of those two conditions are violated for a particular $I_{\mathbf{B}} \in \mathcal{I}$ it is straightforward to see that a product i would not belong to this particular block $I_{\mathbf{B}}$ given the definition of the block $I_{\mathbf{B}}$ specified by equation (11). Because those two conditions ensure specific values for B_j for all $j \in K$ for product i to belong to the block $I_{\mathbf{B}}$, there is only one block $I_{\mathbf{B}} \in \mathcal{I}$ which could include a product i .

Next, we show that if an assortment S does not include the set of the most expensive products in each block, i.e., if S is not revenue-ordered in each block, then S is not an optimal assortment. We prove this claim by a contradiction. First, we present the following set of equalities:

$$\text{Rev}(S) = \sum_{j \in K} \lambda_j \cdot \frac{\sum_{i \in S \cap C_j} r_i}{|S \cap C_j|} = \sum_{j \in K} \lambda_j \cdot \frac{\sum_{\mathbf{B} \in \mathcal{B}} \sum_{i \in S \cap C_j \cap I_{\mathbf{B}}} r_i}{\sum_{\mathbf{B} \in \mathcal{B}} |S \cap C_j \cap I_{\mathbf{B}}|} = \sum_{j \in K} \lambda_j \cdot \frac{\sum_{\mathbf{B} \in \mathcal{B}: B_j=1} \sum_{i \in S \cap I_{\mathbf{B}}} r_i}{\sum_{\mathbf{B} \in \mathcal{B}: B_j=1} |S \cap I_{\mathbf{B}}|},$$

where the second equality follows because $S \cap C_j = \cup_{\mathbf{B} \in \mathcal{B}} S \cap C_j \cap I_{\mathbf{B}}$, as each block is disjoint from each other and form the partition of the set N , i.e., $\cup_{\mathbf{B} \in \mathcal{B}} I_{\mathbf{B}} = N$. Then, the third equality follows because for any binary vector $\mathbf{B} \in \{0, 1\}^K$ and for any $j \in K$, we have

$$S \cap C_j \cap I_{\mathbf{B}} = \begin{cases} S \cap I_{\mathbf{B}}, & \text{if } B_j = 1, \\ \emptyset, & \text{if } B_j = 0. \end{cases}$$

Next, for a particular $\mathbf{B}' \in \mathcal{B}$, we assume, by contradiction, that $S \cap I_{\mathbf{B}'}$ is not the set of the most expensive products in $I_{\mathbf{B}'}$ with the cardinality of $|S \cap I_{\mathbf{B}'}|$. Then, we construct a different assortment S' such that intersection of S' with every block $I_{\mathbf{B}}$ is the same as the intersection of S with every block $I_{\mathbf{B}}$ for all $\mathbf{B} \in \mathcal{B}$: $\mathbf{B} \neq \mathbf{B}'$ and, differently, the intersection of S' with $I_{\mathbf{B}'}$ is the set of the most expensive products in $I_{\mathbf{B}'}$ with the cardinality of $|S \cap I_{\mathbf{B}'}|$. Finally, in what follows below we obtain the following set of equalities and inequalities that lead to a contradiction that S is the optimal assortment:

$$\begin{aligned} \text{Rev}(S') &= \sum_{j \in K} \lambda_j \cdot \frac{\sum_{i \in S' \cap I_{\mathbf{B}'}} r_i + \sum_{\mathbf{B} \in \mathcal{B}: \mathbf{B} \neq \mathbf{B}', B_j=1} \sum_{i \in S' \cap I_{\mathbf{B}}} r_i}{|S' \cap I_{\mathbf{B}'}| + \sum_{\mathbf{B} \in \mathcal{B}: \mathbf{B} \neq \mathbf{B}', B_j=1} |S' \cap I_{\mathbf{B}}|} \\ &= \sum_{j \in K} \lambda_j \cdot \frac{\sum_{i \in S' \cap I_{\mathbf{B}'}} r_i + \sum_{\mathbf{B} \in \mathcal{B}: \mathbf{B} \neq \mathbf{B}', B_j=1} \sum_{i \in S \cap I_{\mathbf{B}}} r_i}{|S \cap I_{\mathbf{B}'}| + \sum_{\mathbf{B} \in \mathcal{B}: \mathbf{B} \neq \mathbf{B}', B_j=1} |S \cap I_{\mathbf{B}}|} \\ &> \sum_{j \in K} \lambda_j \cdot \frac{\sum_{i \in S \cap I_{\mathbf{B}'}} r_i + \sum_{\mathbf{B} \in \mathcal{B}: \mathbf{B} \neq \mathbf{B}', B_j=1} \sum_{i \in S \cap I_{\mathbf{B}}} r_i}{|S \cap I_{\mathbf{B}'}| + \sum_{\mathbf{B} \in \mathcal{B}: \mathbf{B} \neq \mathbf{B}', B_j=1} |S \cap I_{\mathbf{B}}|} = \text{Rev}(S), \end{aligned}$$

where we use the fact that $|S' \cap I_{\mathbf{B}'}| = |S \cap I_{\mathbf{B}'}|$ and $\sum_{i \in S' \cap I_{\mathbf{B}'}} r_i > \sum_{i \in S \cap I_{\mathbf{B}'}} r_i$. \square

First, Theorem 3 plays an important role because it shows that the optimal assortments under the consideration set model (CSM) are well-structured which is not the case for many other popular choice models (e.g., ranking-based model, mixed MNL model). Second, Theorem 3 leads to a polynomial-time optimal algorithm to solve the assortment problem (10) when the number of consideration sets, k , is bounded by a constant. We state this important result as follows.

PROPOSITION 1. *There exists a polynomial-time optimal algorithm for the assortment problem (10) if the number of consideration sets in the CSM model, k , is bounded by a constant.*

Proof: We prove this proposition by invoking Theorem 3. We first represent each block $I_{\mathbf{B}}$ in a revenue ordered fashion as $\{i_1^{\mathbf{B}}, i_2^{\mathbf{B}}, \dots, i_{|I_{\mathbf{B}}|}^{\mathbf{B}}\}$, where $i_j^{\mathbf{B}}$ is the j th most expensive product in block

$I_{\mathbf{B}}$. Then, it follows from Theorem 3 that the optimal assortment S^* is in the following collection of assortments:

$$\mathcal{S}_{\text{OPT}} = \left\{ S = \bigcup_{\mathbf{B} \in \mathcal{B}} \{i_1^{\mathbf{B}}, i_2^{\mathbf{B}}, \dots, i_{n_{\mathbf{B}}}^{\mathbf{B}}\} \mid n_{\mathbf{B}} \in \{0, 1, \dots, |I_{\mathbf{B}}|\}, \forall \mathbf{B} \in \mathcal{B} \right\}.$$

Therefore, we can find the optimal solution by enumerating all assortments from \mathcal{S}_{OPT} and calculating each assortment's expected revenue. Given that \mathcal{B} has at most 2^k elements, the number of assortments in \mathcal{S}_{OPT} is polynomial in n and can be represented as follows:

$$|\mathcal{S}_{\text{OPT}}| \leq \prod_{\mathbf{B} \in \mathcal{B}} (|I_{\mathbf{B}}| + 1) \leq \prod_{\mathbf{B} \in \mathcal{B}} (n + 1) \leq (n + 1)^{2^k}.$$

Furthermore, evaluating the expected revenue of each assortment takes $O(nk)$ runtime. Consequently, the total runtime of the algorithm is $O(nk) \cdot (n + 1)^{2^k} = O(k \cdot n^{2^k + 1})$, which is still polynomial in n if k is upper bounded by a constant. \square

Next, we discuss several implications from the aforementioned proposition. First, Proposition 1 can be compared to the hardness result of the assortment optimization under the mixed MNL model. Recall that the CSM model is a special case of the mixed MNL model where each customer type is assumed to make purchase decisions according to an MNL model which puts ‘infinite’ weights to the considered products (see details in Section 2.3). In fact, it was shown in the literature that the assortment optimization problem under mixed MNL model is not tractable generally speaking as a polynomial-time optimal algorithm does not exist even if we only have two customer segments, i.e., $k = 2$ (Rusmevichientong et al. 2014). Then, Désir et al. (2022) show that there exists a fully polynomial-time approximation scheme (FPTAS) which returns a $(1 - \epsilon)$ -optimal solution to the assortment problem under the class of mixed MNL models where the number of customer segments (i.e., k) is bounded by a constant. In contrast, we show in Proposition 1 that being a special case of the mixed MNL model, the CSM model leads to a polynomial-time optimal algorithm for the assortment optimization problem when we impose the same assumption on the number of customer types as Désir et al. (2022) did for the mixed MNL model. It shows that the CSM model leads to a more tractable downstream assortment optimization problem compared to that of the mixed MNL model from the computational complexity perspective.

In addition, in the interest of the practical implementation, we also show how one can solve the assortment problem (12) as a mixed-integer linear program (MILP) in a simpler and more effective way. To this end, it is worth noting that the objective function in the assortment problem (10) is represented in the form of linear-fractional sum. Consequently, the standard linearization technique (Charnes and Cooper 1962, Şen et al. 2018) can be applied to solve this assortment problem:

$$\underset{\mathbf{x} \in \{0,1\}^n, \mathbf{h} \geq \mathbf{0}, \mathbf{u} \geq \mathbf{0}}{\text{maximize}} \quad \sum_{j \in K} \sum_{i \in C_j} \lambda_j \cdot r_i \cdot h_{ij} \quad (12a)$$

$$\text{subject to} \quad h_{ij} \leq x_i, \quad \forall i \in C_j, j \in K, \quad (12b)$$

$$h_{ij} \leq u_j, \quad \forall i \in C_j, j \in K, \quad (12c)$$

$$u_j + x_i \leq h_{ij} + 1, \quad \forall i \in C_j, j \in K, \quad (12d)$$

$$\sum_{i \in C_j} h_{ij} \leq 1, \quad \forall j \in K, \quad (12e)$$

where \mathbf{x} is a binary decision vector such that $x_i = 1$ if and only if product i is part of the assortment. The four constraints in the optimization problem ensure that $h_{ij} = x_i / \sum_{i \in C_j} x_i$ when $\sum_{i \in C_j} x_i \neq 0$. Note that the constraints in this optimization problem naturally ensure that $h_{ij} = 0$ if $\sum_{i \in C_j} x_i = 0$. We numerically test the MILP (12) in Section EC.3.3 in the context of solving the assortment problem under the CSM model.

4.2. Hardness and Inapproximability

In this section, we first show that relaxing the assumption of the bounded number of customer segments in the model would make the assortment problem (10) hard even if we restrict the number of products in each consideration set. We formally state this result below.

PROPOSITION 2. *The assortment problem (10) is NP-hard even if the size of each consideration set is upper bounded by a constant.*

We prove this hardness result by constructing a reduction from the vertex cover problem, which is known to be an NP-hard problem (Garey and Johnson 1979). The proof in the Appendix shows that even if we restrict the size of each consideration sets by two, i.e., imposing an assumption that $|C| \leq 2$ for all $C \in \mathcal{C}$, the corresponding assortment problem is still NP-hard. Interestingly, Propositions 1 and 2 jointly imply that it is the variety of customer types, each characterized by a distinct consideration set, rather than the size of the consideration sets, that makes the assortment problem under the CSM model difficult.

Furthermore, in the general case where neither the size of the consideration sets nor the number of customer types is bounded by a constant, the assortment problem (10) can be shown to be NP-hard even to approximate.¹

THEOREM 4. *The assortment optimization problem (10) is NP-hard to approximate within factor $O(n^{\frac{1}{2}-\epsilon})$ for any fixed $\epsilon > 0$.*

We prove this theorem by constructing a reduction that transforms any instance of the maximum independent set problem on an n -vertex graph, known to be NP-hard to approximate within an $O(n^{1-\epsilon})$ factor (Håstad 1999), into an instance of the assortment problem (10) of n products and

¹We sincerely thank Danny Segev for helping us develop this theorem.

n consideration sets. We refer the readers to Section EC.3.2 for details. Recall that Aouad et al. (2018) use a reduction from the maximum independent set problem to show that the assortment optimization problem under the ranking-based model is NP-hard to approximate within factor $O(n^{1-\epsilon})$. While our construction of the problem instances resembles that of Aouad et al. (2018), our retrieval procedure to construct an independent set from an assortment solution is quite different and involved, resulting in a tighter approximation ratio (see the proof of Claim EC.2 in Section EC.3.2). In fact, Theorem 4 shows that the assortment optimization under the CSM model is computationally *more tractable* than that of the ranking-based model since we have an *improved* approximation ratio by a factor up to $O(\sqrt{n})$. In other words, it follows from our analysis that the assortment problem is more tractable under the choice model which is defined by the distribution over subsets rather than under the choice model which is defined by the distribution over rankings.

That being said, Theorem 4 also demonstrates the challenges of incorporating consideration sets in choice models from an operations perspective. Despite having the simplest possible second-stage mechanism, the CSM choice model still leads to the assortment optimization problem which is hard even to approximate. Therefore, *the assortment problem under any choice model that accounts explicitly for the consideration set formation is likely to be intractable*, unless one imposes additional structural assumptions and simplifies the consideration set formation.

5. Empirical Study: Prediction Performance

In this section, we compare the predictive performance of the consideration set model against standard benchmark models using the IRI Academic dataset (Bronnenberg et al. 2008).

5.1. Data Preprocessing, Performance Metrics

The IRI Academic Dataset consists of consumer packaged goods (CPG) purchase transaction data over a chain of grocery stores in two large Behavior Scan markets in the USA. In this dataset, each item is represented by its universal product code (UPC) and we aggregate all the items with the same vendor code (comprising digits 3 through 7 in a 13-digit-long UPC code) into a unique “product”. Next, to alleviate data sparsity, we first include in our analyses only the products with a relatively high market share (i.e., products with at least 1% market share) and then aggregate the remaining products into the ‘outside’ option. In order to streamline our case study, we focus on the top fifteen product categories out of thirty-one that have the highest number of unique products (see Table 1) and consider the first four weeks in the year 2007 for our analyses.

Then, we represent our sales transactions with the set of the tuples $\{(S_t, i_t)\}_{t \in \mathcal{T}}$, where i_t is the purchased product, S_t is the offered assortment and \mathcal{T} denotes the collection of all transactions. For every purchase instance in the data set which is characterized by a tuple (S_t, i_t) , we have the week and the store id of the purchase which allows us to approximately construct the offer set S_t

Product Category	# products	# assortments	# transactions	# types	CS size
<i>Beer</i>	19	721	759,968	39	1.36
<i>Coffee</i>	17	603	749,867	38	1.86
<i>Deodorant</i>	13	181	539,761	108	2.40
<i>Frozen Dinners</i>	18	330	1,963,025	40	1.29
<i>Frozen Pizza</i>	12	138	584,406	54	2.21
<i>Household Cleaners</i>	21	883	562,615	41	1.30
<i>Hotdogs</i>	15	533	202,842	51	1.82
<i>Margarine/Butter</i>	11	27	282,649	36	1.93
<i>Milk</i>	18	347	476,899	80	2.84
<i>Mustard/Ketchup</i>	16	644	266,291	38	1.87
<i>Salty Snacks</i>	14	152	1,476,847	86	1.84
<i>Shampoo</i>	15	423	574,711	45	1.81
<i>Soup</i>	17	315	1,816,879	44	1.37
<i>Spaghetti/Italian Sauce</i>	12	97	552,033	45	1.84
<i>Tooth Brush</i>	15	699	392,079	37	2.07

Table 1 Descriptive statistics of the IRI dataset after preprocessing. The first four columns correspond to the category name, # of products, # of unique observed assortments and # of transactions.

by taking the union of all the products that were purchased in the same category as i_t , in the same week and in the same store.

We split our sales transaction data into the training set, which consists of the first two weeks of our data and is used for the calibration of the choice models, and the test/hold-out set, which consists of the last two weeks of our data and is used to compute the prediction performance scores defined below. In what follows, we use the mean absolute percentage error (MAPE) to measure the predictive performance of the choice models

$$\text{MAPE} = \frac{1}{\sum_{S \in \mathcal{S}} \tau_o(S)} \cdot \sum_{S \in \mathcal{S}} \tau_o(S) \sum_{i \in S^+} \left| \frac{\hat{p}_{i,S} - \bar{p}_{i,S}}{\bar{p}_{i,S}} \right|, \quad (13)$$

where $\bar{p}_{i,S}$ is the empirical choice frequency computed directly from the sales transaction data, i.e., $\bar{p}_{i,S} = \tau_o(S, i) / (\sum_{i \in N^+} \tau_o(S, i))$ and $\tau_o(S, i)$ is the number of times alternative $i \in S^+$ was chosen under assortment S in the test dataset, $\hat{p}_{i,S}$ is the predictive probability to choose item $i \in S^+$ from the offer set S by a specific choice model, \mathcal{S} is the set of unique assortments in the test dataset, and $\tau_o(S) = \sum_{i \in S^+} \tau_o(S, i)$ is the number of observed transactions under assortment S . Due to space consideration, we report the predictive outcome based on out-of-sample KL-divergence in Section EC.5.1. For both metrics, a lower score indicates better performance.

5.2. Consideration Set Model Estimation Results

In this section, we discuss the insights obtained after calibrating the CSM model. In the interest of space, we relegate the detailed description of the CSM calibration method to the Appendix. More specifically, in Section EC.4, we propose an estimation method based on the maximum likelihood (MLE) approach. The main idea is based on the observation that we can rewrite the MLE problem

as a large-scale concave maximization problem with the objective represented as the log-likelihood function and the linear constraints that are designed to map the distribution λ of consideration sets to the choice probabilities. We use the column generation technique to solve this large-scale concave optimization problem optimally. In fact, a similar technique has been exploited by van Ryzin and Vulcano (2014) and Chen and Mišić (2022) to estimate the ranking-based model and the decision forest model from sales data, respectively. We refer the reader for more details to Section EC.4 in the electronic companion.

The estimated consideration set model allows us to emphasize several observations. First, in the fifth column in Table 1, we report the number of unique customer types (i.e., $|\mathcal{C}|$) under the estimated model. It follows from that column that the number of consideration sets is moderate as it varies from 36 to 108 across all product categories, indicating that there is sparsity in the number of customer types. Second, the last column in Table 1 reports the weighted average size of the consideration sets in the estimated model (\mathcal{C}, λ) , where each weight corresponds to the probability λ_C of a consideration set $C \in \mathcal{C}$. It can be inferred from that column that the number of products that a “typical” customer considers is relatively small as it ranges between 1.3 and 2.8 across all product categories despite that for some categories we have as many as 18-21 products. This result is consistent with numerous empirical studies in behavioral economics and marketing research in which the authors show that consumers tend to only consider very few alternatives before making the final choice (Hauser and Wernerfelt 1990, Hauser 2014).

5.3. Brand Choice Prediction Results

We further compare the predictive performance of the consideration set model to the standard benchmark models. In particular, we consider six models. The first two models are the most basic: the *independent model*, which does not capture the substitution effect and it is very popular in practice, and the *MNL model*, which is one of the most widely used models both in academia and practice as discussed above. These two models are calibrated by the MLE framework in a straightforward way. The third benchmark model is the *mixed MNL model* which we calibrate for $K = 10$ classes and estimate by the expectation maximization (EM) algorithm (Train 2009). The fourth benchmark model is the *ranking-based model* which is widely studied in the operations management literature (Farias et al. 2013, van Ryzin and Vulcano 2014). We estimate the model by the MLE approach (van Ryzin and Vulcano 2014, 2017). Notably, both the mixed MNL and the ranking-based models subsume the consideration set model studied in this paper as they are equivalent to the RUM class, and thus, both of them are very competitive benchmarks in this empirical study. The fifth model is the *Markov chain model* studied by Blanchet et al. (2016), which captures demand substitution by Markov chains. We estimate this model by the EM algorithm

(Şimşek and Topaloglu 2018). While the Markov chain model also belongs to the RUM class, Berbeglia et al. (2022) show that this model has a superior predictive performance than the mixed MNL and the ranking-based models when using several datasets. The last benchmark model is the *decision forest model* proposed by Chen and Mišić (2022), which can also be estimated by an MLE approach. The decision forest model is outside of the RUM class as it can subsume any discrete choice model. To alleviate the computational effort required for cross-validation, we estimate the decision forest model using trees with a depth of three.

Table 2 presents the out-of-sample predictive performance results after calibrating the consideration set model along with the six benchmark models. We measure the predictive performance of the models by the MAPE score computing using the test (i.e., holdout) data. In the table, we let ID, MNL, MMNL, RBM, MC, DF, and CSM denote the independent demand, the MNL, the mixed MNL, the ranking-based, the Markov chain, the decision forest, and the consideration set model, respectively. As expected, we first showcase that the independent demand model as well as the MNL model provide significantly worse predictive performance than the consideration set model. While the consideration set model does not subsume the MNL model (see Section 3.3) it still dominates MNL in the prediction performance. Moreover, in terms of predictive performance, the consideration set model is comparable to the mixed MNL and the ranking-based models which are equivalent to the general RUM class. In addition, we can also observe from the table that the CSM is competitive with respect to the Markov chain model, which has been shown to have an edge within the RUM class (Bereglia et al. 2022). Of all the benchmarks, the decision forest model provides the best predictive accuracy on real-world transactions, as measured by the MAPE score (and also the KL-divergence as shown in Section EC.5.1). This result is expected given that this model is outside of the RUM class and has the most flexible representation power. While its high flexibility and nonparametric nature are advantageous for making fine-grained predictions, the decision forest model has an overwhelmingly large degrees of freedom, making its downstream operational decisions computationally much more challenging compared to the CSM model (Akchen and Mišić 2021). The key takeaway from this predictive study is the effectiveness of the consideration set-based model in accurately predicting customer choices, even with the simplest possible uniformly random second-stage choice mechanism. This finding underscores the significant influence of the first-stage consideration set formation within the two-stage choice modeling framework, demonstrating its role and power in choice modeling.

In Table 2, we also present two variations of the consideration set model. The first, CSM2, includes only consideration sets with at most two products, i.e., $|C| \leq 2$ for all C in \mathcal{C} . We find that CSM2 only slightly underperforms compared to the most general consideration set model, CSM, in terms of predictive accuracy. This aligns with our earlier findings about small-sized consideration

Category	ID	MNL	MMNL	RBM	MC	DF	CSM	CSM2	CSMR
<i>Beer</i>	2.26	2.03	1.88	1.96	1.87	1.63	1.90	1.87	1.85
<i>Coffee</i>	3.61	3.23	2.80	2.94	2.76	2.61	2.96	2.92	2.83
<i>Deodorant</i>	1.02	0.84	0.80	0.80	0.81	0.76	0.79	0.80	0.79
<i>Frozen Dinners</i>	1.90	1.65	1.49	1.47	1.46	1.24	1.49	1.46	1.44
<i>Frozen Pizza</i>	2.32	1.89	1.54	1.48	1.54	1.17	1.54	1.60	1.49
<i>Household Cleaners</i>	1.74	1.52	1.45	1.49	1.41	1.37	1.46	1.42	1.41
<i>Hotdogs</i>	3.08	2.81	2.54	2.56	2.53	2.52	2.57	2.61	2.51
<i>Margarine/Butter</i>	1.63	1.44	1.21	1.21	1.19	0.81	1.22	1.22	1.21
<i>Milk</i>	3.97	3.09	2.50	2.60	2.54	2.44	2.54	2.65	2.54
<i>Mustard/Ketchup</i>	2.58	1.93	1.74	1.84	1.73	1.86	1.79	1.76	1.72
<i>Salty Snacks</i>	2.17	1.51	1.22	1.18	1.25	1.10	1.25	1.31	1.28
<i>Shampoo</i>	1.39	1.05	0.96	1.07	0.98	0.87	0.97	0.95	0.96
<i>Soup</i>	2.14	1.85	1.74	1.78	1.70	1.34	1.71	1.71	1.69
<i>Spaghetti/Italian Sauce</i>	2.29	1.72	1.46	1.43	1.47	0.98	1.47	1.47	1.42
<i>Tooth Brush</i>	1.79	1.40	1.24	1.33	1.24	1.28	1.29	1.28	1.24
Average	2.26	1.86	1.64	1.67	1.63	1.46	1.66	1.68	1.63

Table 2 Out-of-sample prediction performance results measured by MAPE (in unit of 10^{-1}).

sets in Table 1 and supports empirical studies from the literature (Hauser and Wernerfelt 1990, Hauser 2014). The second variant, CSMR, is a mixture of the ranking-based and consideration set models. To this end, the incorporation of the CSM model can improve the prediction performance of the ranking-based model by its ability to account for ties between products (as shown in Lemma 1). Although the CSMR model still belongs to the RUM class, Table 1 demonstrates that it enhances the out-of-sample prediction of the ranking-based model, which cannot account for ties between products explicitly, and performs comparably to the Markov chain model. This is in line with findings from Désir et al. (2021), which show that a smoothed mixture of rankings can lead to better predictive power.

6. The Value of Identifiability and Additional Analyses

In the interest of space, we relegate additional analyses and experiments to the electronic companion. In Section EC.5.1, we compare the consideration set model with the benchmarks based on the additional performance metrics which is KL-divergence. Our results demonstrate that the insights obtained from Table 2 are robust if we use some other performance metrics. In Section EC.5.2, we illustrate the advantage of using the consideration set model over the ranking-based model in terms of computational efficiency in model estimation. More specifically, we show how the in-sample log-likelihood function of the two models improves when we run the model estimation algorithms over a finite period of time. We find that the estimation algorithm for the consideration set model speedily converges to its nearly optimal solution, requiring significantly less time – almost one-tenth the duration – compared to the ranking-based algorithm to reach a similar level of in-sample likelihood. In Section EC.5.3, we investigate how the symmetric cannibalization property introduced in Section 3.3 factors in the predictive performance of the consideration set model compared

to the mixed MNL model. As previously noted in Section 3.3, symmetric cannibalization is a key attribute of the consideration set model that distinguishes it from other models in the RUM class and makes it more tractable than the RUM class. However, this property may also limit its capacity to accurately capture customers' purchasing behavior. To this end, we observe a correlation between the performance improvements of the mixed MNL model over the consideration set model in predictions and the extent of demand cannibalization asymmetry, suggesting that deviations from the symmetric demand cannibalization assumption could contribute to the underperformance of the consideration set model in prediction tasks. Finally, we demonstrate in Section EC.6 that one of the key findings of our paper – the identifiability of the consideration set model from choice data – can lead to more robust assortment decisions compared to the setting when the assortment optimization problem is solved under the ranking-based model which is not identifiable from the choice data alone.

7. Concluding Remarks

In this paper, we study a class of consideration-based choice models, called the consideration set model, and discuss the fundamental role and power of consideration sets in discrete choice modeling. We demonstrate that the consideration set model is identifiable from choice data in closed form and results in symmetric demand cannibalization. Crucially, we demonstrate the operational significance of consideration sets in choice modeling through the emphasis on assortment planning. We also show that the optimal assortment is blockwise revenue-ordered under the consideration set model, leading to a polynomial-time optimal algorithm for the assortment problem if the number of consideration sets in the model is bounded by a constant. However, in general, the assortment optimization problem under the consideration set model is computationally hard even to approximate, although the model has the simplest possible second-stage choice mechanism. Finally, we empirically highlight the competitive predictive performance of the consideration set model despite its symmetric demand cannibalization property. We hope this paper will help to develop further research of consideration-set-based choice models and their applications in operations management.

Acknowledgments

We thank the department editor, the associate editor, and the three anonymous referees for their insightful comments, which greatly enhanced and refined our work. We also thank Jacob Feldman and Danny Segev for their valuable feedback on the results in the assortment optimization section, which significantly improved the findings in that part of our study.

References

- İrem Akçakuş and Velibor V Mišić. Exact logit-based product design. *arXiv preprint arXiv:2106.15084*, 2021.
- Yi-Chun Akchen and Velibor V Mišić. Assortment optimization under the decision forest model. *arXiv preprint arXiv:2103.14067*, 2021.
- Ali Aouad, Vivek Farias, Retsef Levi, and Danny Segev. The approximability of assortment optimization under ranking preferences. *Operations Research*, 66(6):1661–1669, 2018.
- Ali Aouad, Vivek Farias, and Retsef Levi. Assortment optimization under consider-then-choose choice models. *Management Science*, 67(6):3368–3386, 2021.
- Salvador Barberá and Prasanta K Pattanaik. Falmagne and the rationalizability of stochastic choices in terms of random orderings. *Econometrica: Journal of the Econometric Society*, pages 707–715, 1986.
- Moshe Ben-Akiva and Bruno Boccara. Discrete choice models with latent choice sets. *International journal of Research in Marketing*, 12(1):9–24, 1995.
- Moshe E Ben-Akiva, Steven R Lerman, Steven R Lerman, et al. *Discrete choice analysis: theory and application to travel demand*, volume 9. MIT press, 1985.
- Gerardo Berbeglia, Agustín Garassino, and Gustavo Vulcano. A comparative empirical study of discrete choice models in retail operations. *Management Science*, 68(6):4005–4023, 2022.
- Dimitris Bertsimas and John N Tsitsiklis. *Introduction to linear optimization*. Athena Scientific, 1997.
- J. Blanchet, G. Gallego, and V. Goyal. A markov chain approximation to choice modeling. *Operations Research*, 64(4):886–905, 2016.
- Henry David Block, Jacob Marschak, et al. Random orderings and stochastic theories of response. Technical report, Cowles Foundation for Research in Economics, Yale University, 1959.
- Jacques E Brisoux and Michel Laroche. Evoked set formation and composition: An empirical investigation under a routinized response behavior situation. *ACR North American Advances*, 1981.
- Bart J Bronnenberg, Michael W Kruger, and Carl F Mela. Database paper - the IRI marketing data set. *Marketing science*, 27(4):745–748, 2008.
- Abraham Charnes and William W Cooper. Programming with linear fractional functionals. *Naval Research logistics quarterly*, 9(3-4):181–186, 1962.
- Yi-Chun Chen and Velibor V Mišić. Decision forest: A nonparametric approach to modeling irrational choice. *Management Science*, 2022.
- Sandeep Chitla, Srikanth Jagabathula, Dmitry Mitrofanov, and Maxime Cohen. Customers’ multi-homing in ride-hailing: Empirical evidence from uber and lyft. *NYU Stern School of Business*, 2023.
- Antoine Désir, Vineet Goyal, Srikanth Jagabathula, and Danny Segev. Mallows-smoothed distribution over rankings approach for modeling choice. *Operations Research*, 69(4):1206–1227, 2021.
- Antoine Désir, Vineet Goyal, and Jiawei Zhang. Capacitated assortment optimization: Hardness and approximation. *Operations Research*, 70(2):893–904, 2022.
- Federico Echenique and Kota Saito. General luce model. *Economic Theory*, 68(4):811–826, 2019.
- Theodoros Evgeniou, Constantinos Boussios, and Giorgos Zacharia. Generalized robust conjoint estimation. *Marketing Science*, 24(3):415–429, 2005.
- Jean-Claude Falmagne. A representation theorem for finite random scale systems. *Journal of Mathematical Psychology*, 18(1):52–72, 1978.
- V. F. Farias, S. Jagabathula, and D. Shah. A nonparametric approach to modeling choice with limited data. *Management science*, 59(2):305–322, 2013.
- Jacob Feldman, Alice Paul, and Huseyin Topaloglu. Assortment optimization with small consideration sets. *Operations Research*, 67(5):1283–1299, 2019.
- Jacob Feldman, Dennis J Zhang, Xiaofei Liu, and Nannan Zhang. Customer choice models vs. machine learning: Finding optimal product displays on alibaba. *Operations Research*, 70(1):309–328, 2022.

- Michael R Garey and David S Johnson. Computers and intractability: A guide to the theory of NP-completeness. 1979.
- Dennis H Gensch. A two-stage disaggregate attribute choice model. *Marketing Science*, 6(3):223–239, 1987.
- Timothy J Gilbride and Greg M Allenby. A choice model with conjunctive, disjunctive, and compensatory screening rules. *Marketing Science*, 23(3):391–406, 2004.
- Ronald L Graham. *Handbook of combinatorics*. Elsevier, 1995.
- Johan Håstad. Clique is hard to approximate within $n^{1-\epsilon}$. 1999.
- Trevor Hastie, Robert Tibshirani, Jerome H Friedman, and Jerome H Friedman. *The elements of statistical learning: data mining, inference, and prediction*, volume 2. Springer, 2009.
- John R Hauser. Testing the accuracy, usefulness, and significance of probabilistic choice models: An information-theoretic approach. *Operations Research*, 26(3):406–421, 1978.
- John R Hauser. Consideration-set heuristics. *Journal of Business Research*, 67(8):1688–1699, 2014.
- John R Hauser and Steven P Gaskin. Application of the “defender” consumer model. *Marketing science*, 3(4):327–351, 1984.
- John R Hauser and Birger Wernerfelt. An evaluation cost model of consideration sets. *Journal of consumer research*, 16(4):393–408, 1990.
- Jerry Hausman and Daniel McFadden. Specification tests for the multinomial logit model. *Econometrica: Journal of the econometric society*, pages 1219–1240, 1984.
- Robin M Hogarth and Natalia Karelai. Simple models for multiattribute choice with many alternatives: When it does and does not pay to face trade-offs with binary attributes. *Management Science*, 51(12):1860–1872, 2005.
- John A Howard and Jagdish N Sheth. The theory of buyer behavior. *New York*, 63:145, 1969.
- John MC Hutchinson and Gerd Gigerenzer. Simple heuristics and rules of thumb: Where psychologists and behavioural biologists might meet. *Behavioural processes*, 69(2):97–124, 2005.
- Sheena S Iyengar and Mark R Lepper. When choice is demotivating: Can one desire too much of a good thing? *Journal of personality and social psychology*, 79(6):995, 2000.
- Srikanth Jagabathula, Dmitry Mitrofanov, and Gustavo Vulcano. Personalized retail promotions through a directed acyclic graph-based representation of customer preferences. *Operations Research*, 70(2):641–665, 2022.
- Srikanth Jagabathula, Dmitry Mitrofanov, and Gustavo Vulcano. Demand estimation under uncertain consideration sets. *Operations Research*, 72(1):19–42, 2024.
- Kamel Jedidi and Rajeev Kohli. Probabilistic subset-conjunctive models for heterogeneous consumers. *Journal of Marketing Research*, 42(4):483–494, 2005.
- Ralph L Keeney, Howard Raiffa, and Richard F Meyer. *Decisions with multiple objectives: preferences and value trade-offs*. Cambridge university press, 1993.
- Subhash Khot. Inapproximability of NP-complete problems, discrete fourier analysis, and geometry. In *Proceedings of the International Congress of Mathematicians*, pages 2676–2697. World Scientific, 2010.
- Benjamin Knight and Dmitry Mitrofanov. Disclosing low product availability: An online retailer’s strategy for mitigating stockout risk. Available at SSRN 4137758, 2022.
- Benjamin Knight, Dmitry Mitrofanov, and Serguei Netessine. The impact of ai technology on the productivity of gig economy workers. *Working Paper*, 2023.
- A Gurhan Kok, Marshall L Fisher, and Ramnath Vaidyanathan. Assortment planning: Review of literature and industry practice. *Retail supply chain management*, 122(1):99–153, 2008.
- Michel Laroche, Chankon Kim, and Takayoshi Matsui. Which decision heuristics are used in consideration set formation? *Journal of Consumer Marketing*, 2003.
- R Duncan Luce. *Individual choice behavior: A theoretical analysis*. Courier Corporation, 2012.

- Paola Manzini and Marco Mariotti. Stochastic choice and consideration sets. *Econometrica*, 82(3):1153–1176, 2014.
- Daniel McFadden and Marcel K Richter. Stochastic rationality and revealed stochastic preference. *Preferences, Uncertainty, and Optimality, Essays in Honor of Leo Hurwicz.*, pages 161–186, 1990.
- Daniel McFadden et al. Conditional logit analysis of qualitative choice behavior. 1973.
- GJ McLachlan and T Krishnan. *The EM algorithm and extensions*. John Wiley & Sons, 2007.
- George A Miller. The magic number seven plus or minus two: Some limits on our capacity for processing information. *Psychological review*, 63:91–97, 1956.
- Velibor V Mišić. Optimization of tree ensembles. *Operations Research*, 68(5):1605–1624, 2020.
- Bernard Pras and John Summers. A comparison of linear and nonlinear evaluation process models. *Journal of Marketing Research*, 12(3):276–281, 1975.
- Brian T Ratchford. Cost-benefit models for explaining consumer choice and information seeking behavior. *Management Science*, 28(2):197–212, 1982.
- Jörg Rieskamp, Jerome R Busemeyer, and Barbara A Mellers. Extending the bounds of rationality: Evidence and theories of preferential choice. *Journal of Economic Literature*, 44(3):631–661, 2006.
- John H Roberts and James M Lattin. Development and testing of a model of consideration set composition. *Journal of Marketing Research*, 28(4):429–440, 1991.
- John H Roberts and James M Lattin. Consideration: Review of research and prospects for future insights. *Journal of Marketing Research*, 34(3):406–410, 1997.
- Paat Rusmevichientong, David Shmoys, Chaoxu Tong, and Huseyin Topaloglu. Assortment optimization under the multinomial logit model with random choice parameters. *Production and Operations Management*, 23(11):2023–2039, 2014.
- Alper Şen, Alper Atamtürk, and Philip Kaminsky. A conic integer optimization approach to the constrained assortment problem under the mixed multinomial logit model. *Operations Research*, 66(4):994–1003, 2018.
- Itai Sher, Jeremy T Fox, Patrick Bajari, et al. Partial identification of heterogeneity in preference orderings over discrete choices. Technical report, National Bureau of Economic Research, 2011.
- Allan D Shocker, Moshe Ben-Akiva, Bruno Boccara, and Prakash Nedungadi. Consideration set influences on consumer decision-making and choice: Issues, models, and suggestions. *Marketing letters*, 2:181–197, 1991.
- Alvin J Silk and Glen L Urban. Pre-test-market evaluation of new packaged goods: A model and measurement methodology. *Journal of marketing Research*, 15(2):171–191, 1978.
- Herbert A Simon. A behavioral model of rational choice. *The quarterly journal of economics*, pages 99–118, 1955.
- A Serdar Şimşek and Huseyin Topaloglu. An expectation-maximization algorithm to estimate the parameters of the markov chain choice model. *Operations Research*, 66(3):748–760, 2018.
- Venkataraman Srinivasan and Allan D Shocker. Linear programming techniques for multidimensional analysis of preferences. *Psychometrika*, 38(3):337–369, 1973.
- Bradley Sturt. The value of robust assortment optimization under ranking-based choice models. *arXiv preprint arXiv:2112.05010*, 2021.
- Joffre Swait and Moshe Ben-Akiva. Incorporating random constraints in discrete models of choice set generation. *Transportation Research Part B: Methodological*, 21(2):91–102, 1987.
- Louis L Thurstone. A law of comparative judgment. *Psychological review*, 34(4):273, 1927.
- Kenneth E Train. *Discrete choice methods with simulation*. Cambridge university press, 2009.
- Amos Tversky. Elimination by aspects: A theory of choice. *Psychological review*, 79(4):281, 1972.
- G. van Ryzin and G. Vulcano. A market discovery algorithm to estimate a general class of nonparametric choice models. *Management Science*, 61(2):281–300, 2014.

Garrett van Ryzin and Gustavo Vulcano. An expectation-maximization method to estimate a rank-based choice model of demand. *Operations Research*, 65(2):396–407, 2017.

Ruxian Wang and Ozge Sahin. The impact of consumer search cost on assortment planning and pricing. *Management Science*, 64(8):3649–3666, 2018.

Peter Wright and Fredrick Barbour. *Phased decision strategies: Sequels to an initial screening*. Graduate School of Business, Stanford University, 1977.

Electronic Companion

EC.1. Supplementary Proofs for Section 2

EC.1.1. Proof of the Lemma 1

First, we argue that the consideration set model is nested in the class of ranking-based model. Let (\mathcal{C}, λ) be a consideration set model. Then we construct the ranking-based model in which, each $C \in \mathcal{C}$ is associated with $|C|!$ rankings that have the same probability mass which is defined below. Overall, the support of the constructed ranking-based model consists of a collection of $\sum_{C \in \mathcal{C}} |C|!$ rankings. In what follows below, we describe the construction of the corresponding ranking-based model in detail.

For each consideration set C , let \mathcal{P}_C denote the collection of all permutations of elements in C . Then, for each element of this permutation $\rho = (i_1, i_2, \dots, i_{|C|}) \in \mathcal{P}_C$, we create a ranking $\sigma(\rho)$ which can be represented as follows:

$$\sigma(\rho) = \{i_1 \succ i_2 \succ \dots \succ i_{|C|} \succ 0\}.$$

Next, we assign the equal probability weight of $\lambda_C/|C|!$ to every ranking $\sigma(\rho)$ for all $\rho \in \mathcal{P}_C$. Note that the position of the products that are less preferred than the ‘outside’ option 0 is not important since those products are not going to be purchased anyway since the outside option is assumed to be always available.

Finally, we show that the consideration set model (\mathcal{C}, λ) and the constructed ranking-based model result in the same choice probabilities. To this end, let us compute the probability to purchase item j from assortment S according to the ranking-based model as follows:

$$\begin{aligned} \mathbb{P}_j(S) &= \sum_{C \subseteq \mathcal{C}} \sum_{\sigma \in \mathcal{P}_C} \frac{\lambda_C}{|C|!} \cdot \mathbb{I}[j \text{ is the most preferred product in } C \cap S \text{ according to } \sigma] \\ &= \sum_{C \subseteq \mathcal{C}} \frac{\lambda_C}{k!} \cdot \mathbb{I}[j \in C \cap S] \cdot (k-p-1)! \cdot \mathcal{C}_{k-p}^k \cdot p! \quad [\text{where } k = |C| \text{ and } k-p = |C \cap S|] \\ &= \sum_{C \subseteq \mathcal{C}} \frac{\lambda_C}{k!} \cdot \mathbb{I}[j \in C \cap S] \cdot (k-p-1)! \cdot \frac{k!}{p!(k-p)!} \cdot p! \\ &= \sum_{C \subseteq \mathcal{C}} \frac{\lambda_C}{k-p} \cdot \mathbb{I}[j \in C \cap S] = \sum_{C \subseteq \mathcal{C}} \frac{\lambda_C}{|C \cap S|} \cdot \mathbb{I}[j \in C \cap S], \end{aligned}$$

where the last expression is used to compute the choice probability under the consideration set model (see Equation (3)).

To complete the proof, we now provide an example that shows that there exists a ranking-based model that cannot be represented by any consideration set model. Let N denote the universe of two items plus the default option 0, i.e., $N = \{1, 2\}$. Then let $\mu : \mathcal{L}_2 \rightarrow [0, 1]$ denote a specification

of the ranking-base model such that $\sigma_1 = \{1 \succ 2 \succ 0\}$, $\sigma_2 = \{2 \succ 1 \succ 0\}$, $\mu(\sigma_1) + \mu(\sigma_2) = 1$, and $\mu(\sigma_1) \neq \mu(\sigma_2)$. Then, under this specification, we have that

$$\mu(\sigma_1) = \mathbb{P}_2(\{2\}) - \mathbb{P}_2(\{1, 2\}) \neq \mathbb{P}_1(\{1, 2\}) - \mathbb{P}_1(\{1\}) = \mu(\sigma_2),$$

which violates the symmetric cannibalization property that all consideration set models have to satisfy. \square

EC.1.2. Proof of Lemma 2

It suffices to prove that $\lambda_{|S}$ defined by Equation (1) along with the specified distribution λ in the lemma leads to $\lambda_{|S}^{\text{MM}}$ for any assortment S . Now, we fix the assortment S and define $N' = N \setminus S$. Therefore, we have

$$\lambda_{C|S} = \sum_{C \subseteq N} \lambda_C \cdot \mathbb{I}[C \cap S = C'] = \sum_{X \subseteq N'} \lambda_{X \cup C'} = \sum_{X \subseteq N'} \prod_{i \in X} \gamma_i \cdot \prod_{i \in N' \setminus X} (1 - \gamma_i) \cdot \prod_{i \in C'} \gamma_i \cdot \prod_{i \in S \setminus C'} (1 - \gamma_i),$$

where in the third equality we use the specification of the distribution λ . Since $\cdot \prod_{i \in C'} \gamma_i \cdot \prod_{i \in S \setminus C'} (1 - \gamma_i) = \lambda_{C|S}^{\text{MM}}$, which is independent of $X \subseteq N'$, we only need to show that $\sum_{X \subseteq N'} \prod_{i \in X} \gamma_i \cdot \prod_{i \in N' \setminus X} (1 - \gamma_i) = 1$. Without loss of generality, assume that $N' = \{1, 2, \dots, m\}$. Then

$$\begin{aligned} & \sum_{X \subseteq \{1, 2, \dots, m\}} \prod_{i \in X} \gamma_i \cdot \prod_{i \in N' \setminus X} (1 - \gamma_i) \\ &= \sum_{X' \subseteq \{1, \dots, m-1\}} \left(\left[\prod_{i \in X'} \gamma_i \cdot \prod_{i \in N' \setminus X'} (1 - \gamma_i) \right] \cdot \gamma_m + \left[\prod_{i \in X'} \gamma_i \cdot \prod_{i \in N' \setminus X'} (1 - \gamma_i) \right] \cdot (1 - \gamma_m) \right) \\ &= \sum_{X' \subseteq \{1, \dots, m-1\}} \prod_{i \in X'} \gamma_i \cdot \prod_{i \in N' \setminus X'} (1 - \gamma_i) = \dots = 1. \end{aligned}$$

EC.2. Supplementary Proofs for Section 3

EC.2.1. Proof of Theorem 1

We follow the proof sketch in Section 3.1. For every $C \in N_j$ we define boolean functions $\chi_C : N_j \rightarrow \mathbb{R}$, $\psi_C : N_j \rightarrow \mathbb{R}$, and $\varphi_C : N_j \rightarrow \mathbb{R}$ by

$$\begin{aligned} \chi_C(X) &= \frac{1}{|C \cap X|}, \\ \psi_C(X) &= \mathbb{I}\left[|C \cup X| = n - 1\right] \cdot (-1)^{|C| + |X| - n + 1}, \\ \varphi_C(X) &= \mathbb{I}\left[|C \cup X| = n\right] \cdot n \cdot (-1)^{|C| + |X| - n + 1}, \end{aligned}$$

where $\mathbb{I}[A]$ is an indicator function that is equal to 1, if condition A is satisfied, and 0 otherwise. Note that for all $X \in N_j$ we have that

$$\mathbb{P}_j(X) = \sum_{C \in N_j} \lambda_C \cdot \chi_C(X), \quad (\text{EC.1})$$

$$\lambda_C = \sum_{X \in N_j} \mathbb{P}_j(X) \cdot (\psi_C(X) + \varphi_C(X)), \quad (\text{EC.2})$$

Then, for all $C_1, C_2 \in N_j$ we claim that

$$\sum_{X \in N_j} \chi_{C_1}(X) \cdot (\psi_{C_2}(X) + \varphi_{C_2}(X)) = \begin{cases} 1, & \text{if } C_1 = C_2, \\ 0, & \text{otherwise.} \end{cases}$$

Consequently, it follows from the claim that

$$\begin{aligned} & \sum_{X \in N_j} \mathbb{I}\left[|C \cup X| \geq n-1\right] \cdot n^{|C \cup X| - n + 1} \cdot (-1)^{|C| + |X| - n + 1} \cdot \mathbb{P}_j(X) \\ &= \sum_{X \in N_j} \mathbb{P}_j(X) \cdot (\psi_C(X) + \varphi_C(X)) = \sum_{X \in N_j} \sum_{C_1 \in N_j} \lambda_{C_1} \cdot \chi_{C_1}(X) \cdot (\psi_C(X) + \varphi_C(X)) \\ &= \sum_{C_1 \in N_j} \lambda_{C_1} \cdot \sum_{X \in N_j} \chi_{C_1}(X) \cdot (\psi_C(X) + \varphi_C(X)) = \lambda_C, \text{ [by the above claim].} \end{aligned}$$

Now to complete the proof of the theorem, it is sufficient to prove the claim and show the uniqueness of the solution. In the following proof, with slight abuse of notation with the calligraphic C , we denote $\mathcal{C}_m^n = \frac{n!}{m!(n-m)!}$ as the binomial coefficient. We use either ‘-’ or ‘\’ for set subtraction.. We prove the claim by considering four different cases.

I) First, consider the case $C_1 = C_2 = C$:

In what follows below we show that $\sum_{X \in N_j} \chi_C(X) \cdot \psi_C(X) = \frac{\mathbb{I}[|C| - n]}{|C|}$ and $\sum_{X \in N_j} \chi_C(X) \cdot \varphi_C(X) = \frac{n}{|C|}$, and thus, it proves that $\sum_{X \in N_j} \chi_{C_1}(X) \cdot (\psi_{C_2}(X) + \varphi_{C_2}(X)) = 1$. For the first claim,

$$\begin{aligned} & \sum_{X \in N_j} \chi_C(X) \cdot \psi_C(X) \\ &= \sum_{X \in N_j} \mathbb{I}\left[|C \cup X| = n-1\right] \cdot (-1)^{|C| + |X| - n + 1} \cdot \frac{1}{|C \cap X|} \\ &= \sum_{X_1 \subseteq N-C} \sum_{X_2 \subseteq C: j \in X_2} \mathbb{I}\left[|C \cup X_1| = n-1\right] \cdot (-1)^{|C| + |X_1| + |X_2| - n + 1} \cdot \frac{1}{|X_2|} \\ & \text{[We write } X \text{ as a disjoint union of } X_1 \text{ and } X_2, \text{ where } X_2 = X \cap C \text{ and } X_1 = X - C. \text{ Note that } j \in X_2 \text{ since } j \in C \text{ and } j \in X.] \\ &= \sum_{X_1 \subseteq N-C} \mathbb{I}\left[|C \cup X_1| = n-1\right] \cdot \sum_{X_2 \subseteq C: j \in X_2} (-1)^{|C| + |X_1| + |X_2| - n + 1} \cdot \frac{1}{|X_2|} \\ &= \sum_{X_1 \subseteq N-C} \mathbb{I}\left[|C \cup X_1| = n-1\right] \cdot \sum_{X_2 \subseteq C: j \in X_2} (-1)^{|X_2|} \cdot \frac{1}{|X_2|} \\ &= (n - |C|) \cdot \sum_{k=1}^{|C|} \frac{(-1)^k \cdot \mathcal{C}_{k-1}^{|C|-1}}{k} \quad [j \text{ must be in } X_2. \text{ Also, } X_1 \text{ can be any set that consists of all } N \setminus C \text{ except one element}] \end{aligned}$$

$$\begin{aligned}
&= (n - |C|) \cdot \sum_{k=1}^{|C|} (-1)^k \cdot \frac{(|C| - 1)!}{k \cdot (k - 1)! (|C| - k)!} = \frac{(n - |C|)}{|C|} \cdot \sum_{k=1}^{|C|} (-1)^k \cdot \frac{|C|!}{k! (|C| - k)!} \\
&= \frac{(n - |C|)}{|C|} \sum_{k=1}^{|C|} (-1)^k \cdot \mathcal{C}_k^{|C|} = \frac{(n - |C|)}{|C|} \left(\sum_{k=0}^{|C|} (-1)^k \cdot \mathcal{C}_k^{|C|} - 1 \right) = \frac{(|C| - n)}{|C|}.
\end{aligned}$$

For the second claim,

$$\begin{aligned}
&\sum_{X \in N_j} \chi_C(X) \cdot \varphi_C(X) \\
&= \sum_{X \in N_j} \mathbb{I} \left[|C \cup X| = n \right] \cdot n \cdot (-1)^{|C| + |X| - n + 1} \cdot \frac{1}{|C \cap X|} \\
&= \sum_{X_1 \subseteq N - C} \sum_{X_2 \subseteq C: j \in X_2} \mathbb{I} \left[|C \cup X_1| = n \right] \cdot n \cdot (-1)^{|C| + |X_1| + |X_2| - n + 1} \cdot \frac{1}{|X_2|} \\
&[\text{We write } X \text{ as the disjoint union of } X_1 \text{ and } X_2, \text{ where } X_2 = X \cap C \text{ and } X_1 = X - C. \text{ Note that } j \in X_2 \text{ since } j \in C \text{ and } j \in X.] \\
&= \sum_{X_1 \subseteq N - C} \mathbb{I} \left[|C \cup X_1| = n \right] \cdot n \cdot \sum_{X_2 \subseteq C: j \in X_2} (-1)^{|C| + |X_1| + |X_2| - n + 1} \cdot \frac{1}{|X_2|} \\
&= (-n) \cdot \sum_{X_2 \subseteq C: j \in X_2} (-1)^{|X_2|} \cdot \frac{1}{|X_2|} \quad [\text{Since } X_1 \text{ can only be } N - C. \text{ Thus, } |X_1| = n - |C|.] \\
&= (-n) \cdot \sum_{k=1}^{|C|} \frac{(-1)^k \cdot \mathcal{C}_{k-1}^{|C|-1}}{k} \quad [\text{Since } j \text{ must be in } X_2.] \\
&= (-n) \cdot \sum_{k=1}^{|C|} (-1)^k \cdot \frac{(|C| - 1)!}{k \cdot (k - 1)! (|C| - k)!} = -\frac{n}{|C|} \sum_{k=1}^{|C|} (-1)^k \cdot \mathcal{C}_k^{|C|} = \frac{n}{|C|}.
\end{aligned}$$

II) Second, consider the case $C_1 \neq C_2$, $C_1 \cap C_2 = \{j\}$:

In what follows below we show that $\sum_{X \in N_j} \chi_{C_1}(X) \cdot \psi_{C_2}(X) = 0$ and $\sum_{X \in N_j} \chi_{C_1}(X) \cdot \varphi_{C_2}(X) = 0$, and thus, it proves that $\sum_{X \in N_j} \chi_{C_1}(X) \cdot (\psi_{C_2}(X) + \varphi_{C_2}(X)) = 0$. For the first claim,

$$\begin{aligned}
&\sum_{X \in N_j} \chi_{C_1}(X) \cdot \psi_{C_2}(X) \\
&= \sum_{X \in N_j} \mathbb{I} \left[|C_1 \cup X| = n - 1 \right] \cdot (-1)^{|C_1| + |X| - n + 1} \cdot \frac{1}{|C_2 \cap X|} \\
&= \sum_{X_1 \subseteq N - C_1} \sum_{X_2 \subseteq C_1: j \in X_2} \mathbb{I} \left[|C_1 \cup X_1| = n - 1 \right] \cdot (-1)^{|C_1| + |X_1| + |X_2| - n + 1} \cdot \frac{1}{|C_2 \cap X_1| + |C_2 \cap X_2|} \\
&[\text{We write } X \text{ as disjoint union of } X_1 \text{ and } X_2, \text{ where } X_2 = X \cap C_1 \text{ and } X_1 = X - C_1. \text{ Note that } j \in X_2 \text{ since } j \in C_1 \text{ and } j \in X.] \\
&= \sum_{X_1 \subseteq N - C_1} \mathbb{I} \left[|C_1 \cup X_1| = n - 1 \right] \cdot \sum_{X_2 \subseteq C_1: j \in X_2} (-1)^{|C_1| + |X_1| + |X_2| - n + 1} \cdot \frac{1}{|C_2 \cap X_1| + |C_2 \cap X_2|} \\
&= \sum_{X_1 \subseteq N - C_1} \mathbb{I} \left[|C_1 \cup X_1| = n - 1 \right] \cdot \frac{1}{|X_1 \cap C_2| + 1} \cdot \sum_{X_2 \subseteq C_1: j \in X_2} (-1)^{|C_1| + |X_1| + |X_2| - n + 1} \quad [\text{since } C_1 \cap C_2 = \{j\}, X_2 \subseteq C_1] \\
&= \sum_{X_1 \subseteq N - C_1} \mathbb{I} \left[|C_1 \cup X_1| = n - 1 \right] \cdot \frac{1}{|X_1 \cap C_2| + 1} \cdot \sum_{X_2 \subseteq C_1: j \in X_2} (-1)^{|X_2|} \quad [\text{Since } |C_1| + |X_1| = n - 1]
\end{aligned}$$

$$= \sum_{X_1 \subseteq N - C_1} \mathbb{I} \left[|C_1 \cup X_1| = n - 1 \right] \cdot \frac{1}{|X_1 \cap C_2| + 1} \cdot (-1) \cdot \sum_{k=0}^{|C_1|-1} (-1)^k \cdot \mathcal{C}_k^{|C_1|-1} = 0.$$

For the second claim,

$$\begin{aligned} & \sum_{X \in N_j} \chi_{C_1}(X) \cdot \varphi_{C_2}(X) \\ &= \sum_{X \in N_j} \mathbb{I} \left[|C_1 \cup X| = n \right] \cdot n \cdot (-1)^{|C_1|+|X|-n+1} \cdot \frac{1}{|C_2 \cap X|} \\ &= \sum_{X_1 \subseteq N - C_1} \sum_{X_2 \subseteq C_1: j \in X_2} \mathbb{I} \left[|C_1 \cup X_1| = n \right] \cdot n \cdot (-1)^{|C_1|+|X_1|+|X_2|-n+1} \cdot \frac{1}{|C_2 \cap X_1| + |C_2 \cap X_2|} \\ & \quad \text{[We write } X \text{ as the disjoint union of } X_1 = X - C_1 \text{ and } X_2 = X \cap C_1. \text{ Note that } X_2 \text{ includes } j. \text{]} \\ &= \sum_{X_1 \subseteq N - C_1} \mathbb{I} \left[|C_1 \cup X_1| = n \right] \cdot n \cdot \sum_{X_2 \subseteq C_1: j \in X_2} (-1)^{|C_1|+|X_1|+|X_2|-n+1} \cdot \frac{1}{|C_2 \cap X_1| + |C_2 \cap X_2|} \\ &= \frac{-n}{|C_2 \cap X_1| + 1} \cdot \sum_{X_2 \subseteq C_1: j \in X_2} (-1)^{|X_2|} \quad \text{[since } C_1 \cap C_2 = \{j\}, X_2 \subseteq C_1 \text{]} \\ &= \frac{-n}{|C_2 \cap X_1| + 1} \cdot (-1) \cdot \sum_{k=0}^{|C_1|-1} (-1)^k \cdot \mathcal{C}_k^{|C_1|-1} = 0. \end{aligned}$$

III) Third, consider the case $C_1 \neq C_2$, $|C_1 \cap C_2| > 1$ and $C_1 \not\subseteq C_2$:

In what follows below we show that $\sum_{X \in N_j} \chi_{C_1}(X) \cdot \psi_{C_2}(X) = 0$ and $\sum_{X \in N_j} \chi_{C_1}(X) \cdot \varphi_{C_2}(X) = 0$, and thus, it proves that $\sum_{X \in N_j} \chi_{C_1}(X) \cdot (\psi_{C_2}(X) + \varphi_{C_2}(X)) = 0$. For the first claim,

$$\begin{aligned} & \sum_{X \in N_j} \chi_{C_1}(X) \cdot \psi_{C_2}(X) \\ &= \sum_{X \in N_j} \mathbb{I} \left[|C_1 \cup X| = n - 1 \right] \cdot (-1)^{|C_1|+|X|-n+1} \cdot \frac{1}{|C_2 \cap X|} \\ &= \sum_{X_1 \subseteq N - C_1} \sum_{X_2 \subseteq C_1: j \in X_2} \mathbb{I} \left[|C_1 \cup X_1| = n - 1 \right] \cdot (-1)^{|C_1|+|X_1|+|X_2|-n+1} \cdot \frac{1}{|C_2 \cap X_1| + |C_2 \cap X_2|} \\ & \quad \text{[We write } X \text{ as the disjoint union of } X_1 \text{ and } X_2, \text{ where } X_2 = X \cap C_1 \text{ and } X_1 = X - C_1. \text{ Note that } j \in X_2. \text{]} \\ &= \sum_{X_1 \subseteq N - C_1} \mathbb{I} \left[|C_1 \cup X_1| = n - 1 \right] \cdot \sum_{X_2 \subseteq C_1: j \in X_2} (-1)^{|C_1|+|X_1|+|X_2|-n+1} \cdot \frac{1}{|C_2 \cap X_1| + |C_2 \cap X_2|} \\ &= \sum_{X_1 \subseteq N - C_1} \mathbb{I} \left[|C_1 \cup X_1| = n - 1 \right] \cdot \sum_{X_2 \subseteq C_1: j \in X_2} (-1)^{|X_2|} \cdot \frac{1}{|C_2 \cap X_1| + |C_2 \cap X_2|} \\ & \quad \text{[where } |C_2 \cap X_2| \text{ varies from 1 to } |C_2 \cap C_1| \text{]} \\ &= \sum_{X_1 \subseteq N - C_1} \mathbb{I} \left[|C_1 \cup X_1| = n - 1 \right] \cdot \sum_{Y \subseteq C_2 \cap C_1: j \in Y} \sum_{Z \subseteq C_1 - C_2} (-1)^{|Y|+|Z|} \cdot \frac{1}{|C_2 \cap X_1| + |C_2 \cap Y|} \\ & \quad \text{[where } X_2 = Y \cup Z \text{ such that } Y \text{ is any subset of } C_2 \cap C_1 \text{ that includes } j \text{ and } Z \text{ is any subset of } C_1 - C_2 \text{]} \\ &= \sum_{X_1 \subseteq N - C_1} \mathbb{I} \left[|C_1 \cup X_1| = n - 1 \right] \cdot \sum_{Y \subseteq C_2 \cap C_1: j \in Y} \frac{1}{|C_2 \cap X_1| + |C_2 \cap Y|} (-1)^{|Y|} \cdot \sum_{Z \subseteq C_1 - C_2} (-1)^{|Z|} \end{aligned}$$

$$\begin{aligned}
&= \sum_{X_1 \subseteq N-C_1} \mathbb{I} \left[|C_1 \cup X_1| = n-1 \right] \cdot \sum_{Y \subseteq C_2 \cap C_1: j \in Y} \frac{1}{|C_2 \cap X_1| + |C_2 \cap Y|} (-1)^{|Y|} \cdot \sum_{k=0}^{|C_1-C_2|} (-1)^k \cdot \mathcal{C}_k^{|C_1-C_2|} \\
&= \sum_{X_1 \subseteq N-C_1} \mathbb{I} \left[|C_1 \cup X_1| = n-1 \right] \cdot \sum_{Y \subseteq C_2 \cap C_1: j \in Y} \frac{1}{|C_2 \cap X_1| + |C_2 \cap Y|} (-1)^{|Y|} \cdot 0 = 0.
\end{aligned}$$

For the second claim,

$$\begin{aligned}
&\sum_{X \in N_j} \chi_{C_1}(X) \cdot \varphi_{C_2}(X) \\
&= \sum_{X \in N_j} \mathbb{I} \left[|C_1 \cup X| = n \right] \cdot n \cdot (-1)^{|C_1| + |X| - n + 1} \cdot \frac{1}{|C_2 \cap X|} \\
&= \sum_{X_1 \subseteq N-C_1} \sum_{X_2 \subseteq C_1: j \in X_2} \mathbb{I} \left[|C_1 \cup X_1| = n \right] \cdot n \cdot (-1)^{|C_1| + |X_1| + |X_2| - n + 1} \cdot \frac{1}{|C_2 \cap X_1| + |C_2 \cap X_2|} \\
&\quad \text{[We write } X \text{ as disjoint union of } X_1 = X - C_1 \text{ and } X_2 = X \cap C_1. \text{ Note that } j \in X_2.] \\
&= \sum_{X_1 \subseteq N-C_1} \mathbb{I} \left[|C_1 \cup X_1| = n \right] \cdot n \cdot \sum_{X_2 \subseteq C_1: j \in X_2} (-1)^{|C_1| + |X_1| + |X_2| - n + 1} \cdot \frac{1}{|C_2 \cap X_1| + |C_2 \cap X_2|} \\
&= (-n) \cdot \sum_{X_2 \subseteq C_1: j \in X_2} (-1)^{|X_2|} \cdot \frac{1}{|C_2 \cap X_1| + |C_2 \cap X_2|} \\
&\quad \text{[where } |C_2 \cap X_2| \text{ varies from 1 to } |C_2 \cap C_1|] \\
&= (-n) \cdot \sum_{Y \subseteq C_2 \cap C_1: j \in Y} \sum_{Z \subseteq C_1 - C_2} (-1)^{|Y| + |Z|} \cdot \frac{1}{|C_2 \cap X_1| + |C_2 \cap Y|} \\
&\quad \text{[where } X_2 = Y \cup Z \text{ such that } Y \text{ is any subset of } C_2 \cap C_1 \text{ that includes } j \text{ and } Z \text{ is any subset of } C_1 - C_2\} \\
&= (-n) \cdot \sum_{Y \subseteq C_2 \cap C_1: j \in Y} \frac{1}{|C_2 \cap X_1| + |C_2 \cap Y|} (-1)^{|Y|} \cdot \sum_{Z \subseteq C_1 - C_2} (-1)^{|Z|} \\
&= (-n) \cdot \sum_{Y \subseteq C_2 \cap C_1: j \in Y} \frac{1}{|C_2 \cap X_1| + |C_2 \cap Y|} (-1)^{|Y|} \cdot \sum_{k=0}^{|C_1-C_2|} (-1)^k \cdot \mathcal{C}_k^{|C_1-C_2|} \\
&= (-n) \cdot \sum_{Y \subseteq C_2 \cap C_1: j \in Y} \frac{1}{|C_2 \cap X_1| + |C_2 \cap Y|} (-1)^{|Y|} \cdot 0 = 0.
\end{aligned}$$

IV) Fourth, consider the case $C_1 \neq C_2$, $|C_1 \cap C_2| > 1$ and $C_1 \subseteq C_2$:

In what follows below we first simplify summations $\sum_{X \in N_j} \chi_{C_1}(X) \cdot \psi_{C_2}(X)$ and $\sum_{X \in N_j} \chi_{C_1}(X) \cdot \varphi_{C_2}(X)$, and then, show that $\sum_{X \in N_j} \chi_{C_1}(X) \cdot (\psi_{C_2}(X) + \varphi_{C_2}(X)) = 0$. First,

$$\begin{aligned}
&\sum_{X \in N_j} \chi_{C_1}(X) \cdot \psi_{C_2}(X) \\
&= \sum_{X \in N_j} \mathbb{I} \left[|C_1 \cup X| = n-1 \right] \cdot (-1)^{|C_1| + |X| - n + 1} \cdot \frac{1}{|C_2 \cap X|} \\
&= \sum_{X_1 \subseteq N-C_1} \sum_{X_2 \subseteq C_1: j \in X_2} \mathbb{I} \left[|C_1 \cup X_1| = n-1 \right] \cdot (-1)^{|C_1| + |X_1| + |X_2| - n + 1} \cdot \frac{1}{|C_2 \cap X_1| + |C_2 \cap X_2|} \\
&\quad \text{[We write } X \text{ as the disjoint union of } X_1 = X - C_1 \text{ and } X_2 = X \cap C_1. \text{ Note that } j \in X_2]
\end{aligned}$$

$$\begin{aligned}
&= \sum_{X_1 \subseteq N - C_1} \sum_{X_2 \subseteq C_1: j \in X_2} \mathbb{I} \left[|C_1 \cup X_1| = n - 1 \right] \cdot (-1)^{|X_2|} \cdot \frac{1}{|C_2 \cap X_1| + |C_2 \cap X_2|} \\
&= \sum_{X_1 \subseteq N - C_1} \sum_{X_2 \subseteq C_1: j \in X_2} \mathbb{I} \left[|C_1 \cup X_1| = n - 1 \right] \cdot (-1)^{|X_2|} \cdot \frac{1}{|C_2 \cap X_1| + |X_2|} \quad [\text{Since } C_2 \cap X_2 = C_2 \cap X \cap C_1 = X \cap C_1 = X_2] \\
&= \sum_{X_1 \subseteq N - C_1} \sum_{m=1}^{|C_1|} \mathbb{I} \left[|C_1 \cup X_1| = n - 1 \right] \cdot \frac{(-1)^m \cdot \mathcal{C}_{m-1}^{|C_1|-1}}{m + |X_1 \cap C_2|} \quad [\text{since } |X_2| \text{ varies from 1 to } |C_1|] \\
&= (|C_2| - |C_1|) \cdot \sum_{m=1}^{|C_1|} \frac{(-1)^m \cdot \mathcal{C}_{m-1}^{|C_1|-1}}{m + |C_2| - |C_1| - 1} + (n - |C_2|) \cdot \sum_{m=1}^{|C_1|} \frac{(-1)^m \cdot \mathcal{C}_{m-1}^{|C_1|-1}}{m + |C_2| - |C_1|}.
\end{aligned}$$

[In the sum over X_1 , for $|C_2| - |C_1|$ times, $C_1 \cup X_1$ misses an element in C_2 , then $|X_1 \cap C_2| = |C_2| - |C_1| - 1$;

for $n - |C_2|$ times, $C_1 \cup X_1$ misses an element in $N - C_2$, then $|X_1 \cap C_2| = |C_2| - |C_1|$.]

Also,

$$\begin{aligned}
&\sum_{X \in N_j} \chi_{C_1}(X) \cdot \varphi_{C_2}(X) \\
&= \sum_{X \in N_j} \mathbb{I} \left[|C_1 \cup X| = n \right] \cdot n \cdot (-1)^{|C_1| + |X| - n + 1} \cdot \frac{1}{|C_2 \cap X|} \\
&= \sum_{X_1 \subseteq N - C_1} \sum_{X_2 \subseteq C_1: j \in X_2} \mathbb{I} \left[|C_1 \cup X_1| = n \right] \cdot n \cdot (-1)^{|C_1| + |X_1| + |X_2| - n + 1} \cdot \frac{1}{|C_2 \cap X_1| + |C_2 \cap X_2|} \\
&[\text{We write } X \text{ as the disjoint union of } X_1 = X - C_1 \text{ and } X_2 = X \cap C_1. \text{ Note that } j \in X_2] \\
&= \sum_{X_1 \subseteq N - C_1} \mathbb{I} \left[|C_1 \cup X_1| = n \right] \cdot n \cdot \sum_{X_2 \subseteq C_1: j \in X_2} (-1)^{|C_1| + |X_1| + |X_2| - n + 1} \cdot \frac{1}{|C_2 \cap X_1| + |C_2 \cap X_2|} \\
&= (-n) \cdot \mathbb{I} \left[X_1 = N - C_1 \right] \cdot \sum_{X_2 \subseteq C_1: j \in X_2} (-1)^{|X_2|} \cdot \frac{1}{|C_2 \cap X_1| + |C_2 \cap X_2|} \\
&= (-n) \cdot \mathbb{I} \left[X_1 = N - C_1 \right] \cdot \sum_{X_2 \subseteq C_1: j \in X_2} (-1)^{|X_2|} \cdot \frac{1}{|C_2 \cap X_1| + |X_2|} \\
&= (-n) \cdot \sum_{X_2} (-1)^{|X_2|} \cdot \frac{1}{|C_2| - |C_1| + |X_2|} \\
&= (-n) \cdot \sum_{m=1}^{|C_1|} \frac{(-1)^m \cdot \mathcal{C}_{m-1}^{|C_1|-1}}{m + |C_2| - |C_1|} \quad [\text{where } |X_2| \text{ varies from 1 to } |C_1|].
\end{aligned}$$

After simplifying $\sum_{X \in N_j} \chi_{C_1}(X) \cdot \psi_{C_2}(X)$ and $\sum_{X \in N_j} \chi_{C_1}(X) \cdot \varphi_{C_2}(X)$ as above, we have

$$\begin{aligned}
&\sum_{X \in N_j} \chi_{C_1}(X) \cdot (\psi_{C_2}(X) + \varphi_{C_2}(X)) \\
&= (|C_2| - |C_1|) \cdot \sum_{m=1}^{|C_1|} \frac{(-1)^m \cdot \mathcal{C}_{m-1}^{|C_1|-1}}{m + |C_2| - |C_1| - 1} - |C_2| \cdot \sum_{m=1}^{|C_1|} \frac{(-1)^m \cdot \mathcal{C}_{m-1}^{|C_1|-1}}{m + |C_2| - |C_1|} \\
&= p \cdot \sum_{m=1}^i \frac{(-1)^m \cdot \mathcal{C}_{m-1}^{i-1}}{m + p - 1} - (p + i) \cdot \sum_{m=1}^i \frac{(-1)^m \cdot \mathcal{C}_{m-1}^{i-1}}{m + p}, \quad [\text{where we denote } p \equiv |C_2| - |C_1|, \quad i \equiv |C_1|]
\end{aligned}$$

$$\begin{aligned}
&= - \sum_{m=1}^i \frac{(-1)^m \cdot (m-1) \cdot \mathcal{C}_{m-1}^{i-1}}{m+p-1} + \sum_{m=1}^i (-1)^m \cdot \mathcal{C}_{m-1}^{i-1} - (p+i) \cdot \sum_{m=1}^i \frac{(-1)^m \cdot \mathcal{C}_{m-1}^{i-1}}{m+p} \\
&\quad [\text{letting the } p \text{ at the beginning expand as } p = (m+p-1) - (m-1)] \\
&= - \sum_{m=1}^i \frac{(-1)^m \cdot (m-1) \cdot \mathcal{C}_{m-1}^{i-1}}{m+p-1} - (p+i) \cdot \sum_{m=1}^i \frac{(-1)^m \cdot \mathcal{C}_{m-1}^{i-1}}{m+p} \\
&= - \sum_{m=1}^i \frac{(-1)^m \cdot (m-1) \cdot \mathcal{C}_{m-1}^{i-1}}{m+p-1} - \sum_{m=1}^i (-1)^m \cdot \mathcal{C}_{m-1}^{i-1} + \sum_{m=1}^i \frac{(-1)^m \cdot m \cdot \mathcal{C}_{m-1}^{i-1}}{m+p} - i \cdot \sum_{m=1}^i \frac{(-1)^m \cdot \mathcal{C}_{m-1}^{i-1}}{m+p} \\
&\quad [\text{expanding the last term by breaking the factor } (p+i)] \\
&= - \sum_{m=1}^i \frac{(-1)^m \cdot (m-1) \cdot \mathcal{C}_{m-1}^{i-1}}{m+p-1} + \sum_{m=1}^i \frac{(-1)^m \cdot m \cdot \mathcal{C}_{m-1}^{i-1}}{m+p} - i \cdot \sum_{m=1}^i \frac{(-1)^m \cdot \mathcal{C}_{m-1}^{i-1}}{m+p} \\
&= - \sum_{m=1}^i \frac{(-1)^m \cdot (m-1) \cdot \mathcal{C}_{m-1}^{i-1}}{m+p-1} + \sum_{m=1}^i \frac{(-1)^m \cdot m \cdot \mathcal{C}_{m-1}^{i-1}}{m+p} - \sum_{m=1}^i \frac{(-1)^m \cdot m \cdot \mathcal{C}_m^i}{m+p} \\
&= \sum_{m=0}^{i-1} \frac{(-1)^m \cdot m \cdot \mathcal{C}_m^{i-1}}{m+p} + \sum_{m=1}^i \frac{(-1)^m \cdot m \cdot \mathcal{C}_{m-1}^{i-1}}{m+p} - \sum_{m=1}^i \frac{(-1)^m \cdot m \cdot \mathcal{C}_m^i}{m+p} \\
&= \sum_{m=0}^{i-1} \frac{(-1)^m \cdot m \cdot \mathcal{C}_m^{i-1}}{m+p} + \sum_{m=1}^i \frac{(-1)^m \cdot m \cdot \mathcal{C}_{m-1}^{i-1}}{m+p} - \sum_{m=1}^i \frac{(-1)^m \cdot m \cdot (\mathcal{C}_{m-1}^{i-1} + \mathcal{C}_m^{i-1})}{m+p} \\
&= \sum_{m=0}^{i-1} \frac{(-1)^m \cdot m \cdot \mathcal{C}_m^{i-1}}{m+p} + \sum_{m=1}^i \frac{(-1)^m \cdot m \cdot \mathcal{C}_{m-1}^{i-1}}{m+p} - \sum_{m=1}^i \frac{(-1)^m \cdot m \cdot \mathcal{C}_{m-1}^{i-1}}{m+p} - \sum_{m=1}^{i-1} \frac{(-1)^m \cdot m \cdot \mathcal{C}_m^{i-1}}{m+p} \\
&= \sum_{m=0}^{i-1} \frac{(-1)^m \cdot m \cdot \mathcal{C}_m^{i-1}}{m+p} - \sum_{m=1}^{i-1} \frac{(-1)^m \cdot m \cdot \mathcal{C}_m^{i-1}}{m+p} \\
&= \sum_{m=0}^{i-1} \frac{(-1)^m \cdot m \cdot \mathcal{C}_m^{i-1}}{m+p} - \sum_{m=0}^{i-1} \frac{(-1)^m \cdot m \cdot \mathcal{C}_m^{i-1}}{m+p} = 0.
\end{aligned}$$

In order to complete the proof, we show the uniqueness of the probability distribution function λ in our setting. First, note that Equation (EC.1) relates probability distribution λ over consideration sets to the choice frequencies $\mathbb{P}_j(X)$ through the system of linear equations:

$$\mathbb{P}_j(X) = \sum_{C \in N_j} \lambda_C \cdot \chi_C(X), \quad \forall X \subseteq N \iff \mathbf{y} = A \cdot \boldsymbol{\lambda}, \quad (\text{EC.3})$$

where $\mathbf{y} = (y_X)_{X \subseteq N_j}$ denotes the $|2^{N-1}| \times 1$ vector of choice fractions and $\boldsymbol{\lambda} = (\lambda_C)_{C \in N_j}$ denotes the $|2^{N-1}| \times 1$ vector that represents the probability distribution function over consideration sets. A is the $|2^{N-1}| \times |2^{N-1}|$ matrix such that A 's entry corresponding to the row X and column C is equal to $\chi_C(X)$. As a result, the relation between the choice probabilities and the underlying model can be represented in a compact form as $\mathbf{y} = A \cdot \boldsymbol{\lambda}$. Then the proof of the uniqueness of λ reduces to showing that $\det(A) \neq 0$. It follows from Equation (EC.2) that

$$\lambda_C = \sum_{X \in N_j} \mathbb{P}_j(X) \cdot (\psi_C(X) + \varphi_C(X)), \quad \forall C \in N_j \iff \boldsymbol{\lambda} = B \cdot \mathbf{y},$$

which provides another relationship between choice frequencies $\mathbb{P}_j(X)$ and the model parameters λ in a linear form as $\lambda = B \cdot \mathbf{y}$, where B is the $|2^{N-1}| \times |2^{N-1}|$ matrix such that B 's entry corresponding to the row C and column X is equal to $\psi_C(X) + \varphi_C(X)$. Therefore, we get

$$\begin{aligned} \lambda &= B \cdot \mathbf{y} = B \cdot A \cdot \lambda, \quad [\text{by Equation (EC.3)}] \\ \implies I &= B \cdot A \implies \det(I) = \det(B) \cdot \det(A) \\ \implies 1 &= \det(B) \cdot \det(A) \implies \det(A) \neq 0. \end{aligned}$$

□

EC.2.2. Proof of Theorem 2

The Auxiliary Lemmas

We first present two lemmas with proofs which are used below to prove the Theorem 2. First, we establish the following combinatorial identity.

LEMMA EC.1. *For all n and m such that $m \leq n$ the combinatorial identity below holds*

$$\sum_{k=0}^{m-1} (-1)^k \cdot \mathcal{C}_k^{m-1} \cdot \left(\frac{n-m}{n-m+k} - \frac{n}{n-m+1+k} \right) = 0.$$

PROOF: We prove it by induction on m :

Base case: $m = 1$.

$$\sum_{k=0}^{m-1} (-1)^k \cdot \mathcal{C}_k^{m-1} \cdot \left(\frac{n-m}{n-m+k} - \frac{n}{n-m+1+k} \right) = (1-1) = 0$$

Induction hypothesis: $m = p$.

$$\begin{aligned} 0 &= \sum_{k=0}^{p-1} (-1)^k \cdot \mathcal{C}_k^{p-1} \cdot \left(\frac{n-p}{n-p+k} - \frac{n}{n-p+1+k} \right) \\ &= (p-1)! \cdot \left[\sum_{k=0}^{p-1} (-1)^k \cdot \frac{(n-p)}{(p-1-k)! \cdot k! \cdot (n-p+k)} - \sum_{k=0}^{p-1} (-1)^k \cdot \frac{n}{(p-1-k)! \cdot k! \cdot (n-p+1+k)} \right] \\ &= (p-1)! (n-p) \left[\sum_{k=0}^{p-1} (-1)^k \cdot \frac{1}{(p-1-k)! \cdot k! \cdot (n-p+k)} - \frac{n}{(n-p)} \cdot \sum_{k=0}^{p-1} (-1)^k \cdot \frac{1}{(p-1-k)! \cdot k! \cdot (n-p+1+k)} \right]. \end{aligned}$$

Thus, it implies

$$0 = \sum_{k=0}^{p-1} (-1)^k \cdot \frac{1}{(p-1-k)! \cdot k! \cdot (n-p+k)} - \frac{n}{(n-p)} \cdot \sum_{k=0}^{p-1} (-1)^k \cdot \frac{1}{(p-1-k)! \cdot k! \cdot (n-p+1+k)}.$$

Induction step: $m = p + 1$.

$$\begin{aligned}
& \sum_{k=0}^p (-1)^k \cdot \mathcal{C}_k^p \cdot \left(\frac{n-p-1}{n-p-1+k} - \frac{n}{n-p+k} \right) \\
&= p! \cdot \left[\sum_{k=0}^p (-1)^k \cdot \frac{(n-p-1)}{(p-k)! \cdot k! \cdot (n-p-1+k)} - \sum_{k=0}^p (-1)^k \cdot \frac{n}{(p-k)! \cdot k! \cdot (n-p+k)} \right] \\
&= p! \cdot \left[\sum_{k=0}^p (-1)^k \cdot \frac{(n-p-1)}{(p-k)! \cdot k! \cdot (n-p-1+k)} - \frac{n}{n-p} \cdot \sum_{k=0}^p (-1)^k \cdot \frac{n-p}{(p-k)! \cdot k! \cdot (n-p+k)} \right] \\
&= p! \cdot \left[\sum_{k=0}^p (-1)^k \cdot \frac{(n-p-1+k-k)}{(p-k)! \cdot k! \cdot (n-p-1+k)} - \frac{n}{n-p} \cdot \sum_{k=0}^p (-1)^k \cdot \frac{n-p+k-k}{(p-k)! \cdot k! \cdot (n-p+k)} \right] \\
&= p! \cdot \left[\sum_{k=0}^p (-1)^k \cdot \frac{(-k)}{(p-k)! \cdot k! \cdot (n-p-1+k)} - \frac{n}{n-p} \cdot \sum_{k=0}^p (-1)^k \cdot \frac{-k}{(p-k)! \cdot k! \cdot (n-p+k)} \right] \\
& \left[\text{since } \sum_{k=0}^p (-1)^k \cdot \frac{1}{(p-k)! \cdot k!} = \frac{1}{p!} \cdot \sum_{k=0}^p (-1)^k \cdot \mathcal{C}_k^p = 0 \right] \\
&= p! \cdot \left[\sum_{k=1}^p (-1)^k \cdot \frac{(-k)}{(p-k)! \cdot k! \cdot (n-p-1+k)} - \frac{n}{n-p} \cdot \sum_{k=1}^p (-1)^k \cdot \frac{-k}{(p-k)! \cdot k! \cdot (n-p+k)} \right] \\
&= p! \cdot \left[\sum_{k=1}^p (-1)^k \cdot \frac{-1}{(p-k)! \cdot (k-1)! \cdot (n-p-1+k)} - \frac{n}{n-p} \cdot \sum_{k=1}^p (-1)^k \cdot \frac{-1}{(p-k)! \cdot (k-1)! \cdot (n-p+k)} \right] \\
&= p! \cdot \left[\sum_{k=0}^{p-1} (-1)^k \cdot \frac{1}{(p-k-1)! \cdot k! \cdot (n-p+k)} - \frac{n}{n-p} \cdot \sum_{k=1}^p (-1)^k \cdot \frac{1}{(p-k-1)! \cdot k! \cdot (n-p+k+1)} \right] \\
&= 0 \quad \left[\text{by the induction hypothesis} \right].
\end{aligned}$$

□

Then, we show that if the symmetric cannibalization axiom holds then choice data satisfy the equality below.

LEMMA EC.2. *If for all $S \subseteq N$ and $i, j \in S$ we have that*

$$\mathbb{P}_j(S) - \mathbb{P}_j(S \setminus \{i\}) = \mathbb{P}_i(S) - \mathbb{P}_i(S \setminus \{j\})$$

then for all $S \subseteq N$ and $j \in S$ we have that

$$\mathbb{P}_j(S) = \sum_{Y \subseteq S} \mathbb{P}_0(Y) \cdot \left(\mathbb{I}[j \notin Y] \cdot \sum_{k=0}^{|Y|} (-1)^k \frac{\mathcal{C}_k^{|Y|}}{|S| - |Y| + k} - \mathbb{I}[j \in Y] \cdot \sum_{k=0}^{|Y|-1} (-1)^k \frac{\mathcal{C}_k^{|Y|-1}}{|S| - |Y| + k + 1} \right).$$

PROOF: We prove it by induction on $|S|$:

Base case: $|S| = 1$.

$$\mathbb{P}_j(\{j\}) = 1 - \mathbb{P}_0(\{j\})$$

Induction hypothesis: the equation holds to compute $\mathbb{P}_j(S \setminus \{i\})$ for all $i \in N \setminus \{j\}$.

$$\mathbb{P}_j(S \setminus \{i\}) = \sum_{Y \subseteq S \setminus \{i\}} \mathbb{P}_0(Y) \cdot \left(\mathbb{I}[j \notin Y] \cdot \sum_{k=0}^{|Y|} (-1)^k \frac{\mathcal{C}_k^{|Y|}}{|S| - 1 - |Y| + k} - \mathbb{I}[j \in Y] \cdot \sum_{k=0}^{|Y|-1} (-1)^k \frac{\mathcal{C}_k^{|Y|-1}}{|S| - |Y| + k} \right).$$

Induction step: the equation holds to compute $\mathbb{P}_j(S)$.

$$\begin{aligned}
& \mathbb{P}_j(S) = \mathbb{P}_i(S) + \mathbb{P}_j(S \setminus \{i\}) - \mathbb{P}_i(S \setminus \{j\}) \\
\Rightarrow & \sum_{i \in S \setminus \{j\}} \mathbb{P}_j(S) = \sum_{i \in S \setminus \{j\}} \mathbb{P}_i(S) + \sum_{i \in S \setminus \{j\}} \mathbb{P}_j(S \setminus \{i\}) - \sum_{i \in S \setminus \{j\}} \mathbb{P}_i(S \setminus \{j\}) \\
\Rightarrow & \sum_{i \in S \setminus \{j\}} \mathbb{P}_j(S) = 1 - \mathbb{P}_0(S) - \mathbb{P}_j(S) + \sum_{i \in S \setminus \{j\}} \mathbb{P}_j(S \setminus \{i\}) - \sum_{i \in S \setminus \{j\}} \mathbb{P}_i(S \setminus \{j\}) \\
\Rightarrow & \sum_{i \in S \setminus \{j\}} \mathbb{P}_j(S) = 1 - \mathbb{P}_0(S) - \mathbb{P}_j(S) + \left(\sum_{i \in S \setminus \{j\}} \mathbb{P}_j(S \setminus \{i\}) \right) - (1 - \mathbb{P}_0(S \setminus \{j\})) \\
\Rightarrow & |S| \cdot \mathbb{P}_j(S) = \mathbb{P}_0(S \setminus \{j\}) - \mathbb{P}_0(S) + \sum_{i \in S \setminus \{j\}} \mathbb{P}_j(S \setminus \{i\}) \\
\Rightarrow & \sum_{i \in S \setminus \{j\}} \mathbb{P}_j(S \setminus \{i\}) = \mathbb{P}_j(S) \cdot |S| + \mathbb{P}_0(S) - \mathbb{P}_0(S \setminus \{j\}).
\end{aligned}$$

Therefore, it is sufficient to prove that

$$\begin{aligned}
& \sum_{i \in S \setminus \{j\}} \mathbb{P}_j(S \setminus \{i\}) = \sum_{Y \subseteq S} \mathbb{P}_0(Y) \cdot \left(\mathbb{I}[j \notin Y] \cdot \sum_{k=0}^{|Y|} (-1)^k \frac{\mathcal{C}_k^{|Y|}}{|S| - |Y| + k} \right. \\
& \quad \left. - \mathbb{I}[j \in Y] \cdot \sum_{k=0}^{|Y|-1} (-1)^k \frac{\mathcal{C}_k^{|Y|-1}}{|S| - |Y| + k + 1} \right) \cdot |S| + \mathbb{P}_0(S) - \mathbb{P}_0(S \setminus \{j\}).
\end{aligned}$$

This way we complete the proof:

$$\begin{aligned}
& \sum_{i \in S \setminus \{j\}} \mathbb{P}_j(S \setminus \{i\}) \\
= & \sum_{i \in S \setminus \{j\}} \sum_{Y \subseteq S \setminus \{i\}} \mathbb{P}_0(Y) \cdot \left(\mathbb{I}[j \notin Y] \cdot \sum_{k=0}^{|Y|} (-1)^k \frac{\mathcal{C}_k^{|Y|}}{|S| - 1 - |Y| + k} - \mathbb{I}[j \in Y] \cdot \sum_{k=0}^{|Y|-1} (-1)^k \frac{\mathcal{C}_k^{|Y|-1}}{|S| - |Y| + k} \right) \\
& \quad \text{[by induction hypothesis]} \\
= & \sum_{Y \subseteq S} \mathbb{P}_0(Y) \cdot \left(\mathbb{I}[j \notin Y] \cdot \sum_{k=0}^{|Y|} (-1)^k \frac{\mathcal{C}_k^{|Y|}}{|S| - 1 - |Y| + k} \cdot (|S| - |Y| - 1) \right. \\
& \quad \left. - \mathbb{I}[j \in Y] \cdot \sum_{k=0}^{|Y|-1} (-1)^k \frac{\mathcal{C}_k^{|Y|-1}}{|S| - |Y| + k} \cdot (|S| - |Y|) \right) + \mathbb{P}_0(S) - \mathbb{P}_0(S \setminus \{j\}) \\
& \quad \text{[(1) in the summation } \sum_{i \in S \setminus \{j\}} \sum_{Y \subseteq S \setminus \{i\}}, Y \text{ can be any subset of } S \text{ but } S \text{ and } S \setminus \{j\}; \\
& \quad \text{(2) in the summation } \sum_{i \in S \setminus \{j\}} \sum_{Y \subseteq S \setminus \{i\}}, \text{ if } j \in Y, \text{ then } Y \text{ is assigned to a specific subset of } S \text{ for } |S| - |Y| \text{ times;} \\
& \quad \text{(3) in the summation } \sum_{i \in S \setminus \{j\}} \sum_{Y \subseteq S \setminus \{i\}}, \text{ if } j \notin Y, \text{ then } Y \text{ is assigned to a specific subset of } S \text{ for } |S| - |Y| - 1 \text{ times.}] \\
= & \sum_{Y \subseteq S} \mathbb{P}_0(Y) \cdot \left(\mathbb{I}[j \notin Y] \cdot \sum_{k=0}^{|Y|} (-1)^k \frac{\mathcal{C}_k^{|Y|}}{|S| - 1 - |Y| + k} \cdot (|S| - |Y| - 1) \right. \\
& \quad \left. - \mathbb{I}[j \in Y] \cdot \sum_{k=0}^{|Y|-1} (-1)^k \frac{\mathcal{C}_k^{|Y|-1}}{|S| - |Y| + k + 1} \cdot |S| \right) + \mathbb{P}_0(S) - \mathbb{P}_0(S \setminus \{j\})
\end{aligned}$$

$$\begin{aligned}
& \text{[by invoking Lemma EC.1, where } m = |Y| \text{ and } n = |S|] \\
& = \sum_{Y \subseteq S} \mathbb{P}_0(Y) \cdot \left(\mathbb{I}[j \notin Y] \cdot \sum_{k=0}^{|Y|} (-1)^k \frac{\mathcal{C}_k^{|Y|}}{|S| - |Y| + k} \cdot |S| \right. \\
& \quad \left. - \mathbb{I}[j \in Y] \cdot \sum_{k=0}^{|Y|-1} (-1)^k \frac{\mathcal{C}_k^{|Y|-1}}{|S| - |Y| + k + 1} \cdot |S| \right) + \mathbb{P}_0(S) - \mathbb{P}_0(S \setminus \{j\}) \\
& \text{[by invoking Lemma EC.1, where } m = |Y| + 1 \text{ and } n = |S|] \\
& = \sum_{Y \subseteq S} \mathbb{P}_0(Y) \cdot \left(\mathbb{I}[j \notin Y] \cdot \sum_{k=0}^{|Y|} (-1)^k \frac{\mathcal{C}_k^{|Y|}}{|S| - |Y| + k} \right. \\
& \quad \left. - \mathbb{I}[j \in Y] \cdot \sum_{k=0}^{|Y|-1} (-1)^k \frac{\mathcal{C}_k^{|Y|-1}}{|S| - |Y| + k + 1} \right) \cdot |S| + \mathbb{P}_0(S) - \mathbb{P}_0(S \setminus \{j\})
\end{aligned}$$

□

Proof of Theorem 2

We first prove the “ \Leftarrow ” direction, i.e., sufficiency. To simplify the exposition, we also let $\bar{X} := N \setminus X$ and $X^+ := X \cup \{0\}$. Let $\langle S \rangle$ denote the power set of S , i.e., $\langle S \rangle = 2^S$, and let $A \uplus B$ denote $\{a \cup b : a \in A, b \in B\}$ for any sets A, B . we claim that a choice model that satisfies the symmetric cannibalization and default regularity is a stochastic set model with a probability distribution function λ over preselected sets.

$$\begin{aligned}
& \mathbb{P}_j(S) \\
& = \sum_{Y \subseteq S} \mathbb{P}_0(Y) \cdot \left(\mathbb{I}[j \notin Y] \cdot \sum_{k=0}^{|Y|} (-1)^k \frac{\mathcal{C}_k^{|Y|}}{|S| - |Y| + k} - \mathbb{I}[j \in Y] \cdot \sum_{k=0}^{|Y|-1} (-1)^k \frac{\mathcal{C}_k^{|Y|-1}}{|S| - |Y| + k + 1} \right) \\
& \quad \text{[by invoking Lemma EC.2]} \\
& = \sum_{X_1 \subseteq S} \mathbb{P}_0(S \setminus X_1) \cdot \left(\mathbb{I}[j \in X_1] \cdot \sum_{k=0}^{|S|-|X_1|} (-1)^k \frac{\mathcal{C}_k^{|S|-|X_1|}}{|X_1| + k} - \mathbb{I}[j \notin X_1] \cdot \sum_{k=0}^{|S|-|X_1|-1} (-1)^k \frac{\mathcal{C}_k^{|S|-|X_1|-1}}{|X_1| + k + 1} \right) \\
& \quad \text{[where } X_1 = S \setminus Y] \\
& = \sum_{X_1 \subseteq S} \mathbb{P}_0(S \setminus X_1) \cdot (-1)^{-|X_1|} \cdot \left(\mathbb{I}[j \in X_1] \cdot \sum_{k=0}^{|S|-|X_1|} (-1)^{k+|X_1|} \frac{\mathcal{C}_k^{|S|-|X_1|}}{|X_1| + k} \right. \\
& \quad \left. + \mathbb{I}[j \notin X_1] \cdot \sum_{k=0}^{|S|-|X_1|-1} (-1)^{k+|X_1|+1} \frac{\mathcal{C}_k^{|S|-|X_1|-1}}{|X_1| + k + 1} \right) \\
& = \sum_{X_1 \subseteq S} \mathbb{P}_0(S \setminus X_1) \cdot (-1)^{-|X_1|} \cdot \left(\mathbb{I}[j \in X_1] \cdot \sum_{k=|X_1|}^{|S|} (-1)^k \frac{\mathcal{C}_{k-|X_1|}^{|S|-|X_1|}}{k} \right. \\
& \quad \left. + \mathbb{I}[j \notin X_1] \cdot \sum_{k=|X_1|+1}^{|S|} (-1)^k \frac{\mathcal{C}_{k-|X_1|-1}^{|S|-|X_1|-1}}{k} \right)
\end{aligned}$$

$$\begin{aligned}
&= \sum_{X_1 \subseteq S} \mathbb{P}_0(S \setminus X_1) \cdot (-1)^{-|X_1|} \cdot \left(\mathbb{I}[j \in X_1] \cdot \sum_{\substack{C_1 \supseteq X_1: \\ C_1 \subseteq S}} \frac{(-1)^{|C_1|}}{|C_1|} \right. \\
&\quad \left. + \mathbb{I}[j \notin X_1] \cdot \sum_{\substack{C_1 \supseteq \{X_1 \cup \{j\}\}: \\ C_1 \subseteq S}} \frac{(-1)^{|C_1|}}{|C_1|} \right) \\
&= \sum_{X_1 \subseteq S} \mathbb{P}_0(S \setminus X_1) \cdot (-1)^{-|X_1|} \cdot \sum_{\substack{C_1 \supseteq X_1: \\ C_1 \subseteq S, \\ j \in C_1}} \frac{(-1)^{|C_1|}}{|C_1|} \\
&= \sum_{X_1 \subseteq S} \sum_{\substack{C_1 \in \langle S \setminus X_1 \rangle \uplus X_1: \\ j \in C_1}} \frac{(-1)^{|C_1| - |X_1|}}{|C_1|} \cdot \mathbb{P}_0(S \setminus X_1) \\
&= \sum_{X_1 \subseteq S} \sum_{\substack{C_1 \in \langle S \setminus X_1 \rangle \uplus X_1: \\ j \in C_1}} \frac{(-1)^{|C_1| - |X_1|}}{|C_1|} \cdot \mathbb{P}_0(S \setminus X_1) \cdot \sum_{X_2 \subseteq N \setminus S} \sum_{C_2 \in \langle \{N \setminus S\} \setminus X_2 \rangle} (-1)^{|C_2|} \\
&\quad \left[\text{since the summation over } X_2 \text{ and } C_2 \text{ is equal to 1 if } X_2 = N \setminus S \text{ and 0, otherwise} \right] \\
&= \sum_{X_1 \subseteq S} \sum_{\substack{C_1 \in \langle S \setminus X_1 \rangle \uplus X_1: \\ j \in C_1}} \frac{(-1)^{|C_1| - |X_1|}}{|C_1|} \cdot \mathbb{P}_0(S \setminus X_1) \cdot \sum_{X_2 \subseteq N \setminus S} (-1)^{-|X_2|} \cdot \sum_{C_2 \in \langle \{N \setminus S\} \setminus X_2 \rangle \uplus X_2} (-1)^{|C_2|} \\
&= \sum_{X_1 \subseteq S} \sum_{\substack{C_1 \in \langle S \setminus X_1 \rangle \uplus X_1: \\ j \in C_1}} \sum_{X_2 \subseteq N \setminus S} \sum_{C_2 \in \langle \{N \setminus S\} \setminus X_2 \rangle \uplus X_2} \frac{(-1)^{|C_1| + |C_2| - |X_1| - |X_2|}}{|C_1|} \cdot \mathbb{P}_0(S \setminus X_1) \\
&= \sum_{X_1 \subseteq S} \sum_{X_2 \subseteq N \setminus S} \sum_{\substack{C_1 \in \langle S \setminus X_1 \rangle \uplus X_1: \\ j \in C_1}} \sum_{C_2 \in \langle \{N \setminus S\} \setminus X_2 \rangle \uplus X_2} \frac{(-1)^{|C| - |X|}}{|C_1|} \cdot \mathbb{P}_0(S \setminus X_1) \\
&\quad \left[\text{where } X = X_1 \cup X_2 \text{ and } C = C_1 \cup C_2. \right] \\
&= \sum_{X_1 \subseteq S} \sum_{X_2 \subseteq N \setminus S} \sum_{\substack{C_1 \in \langle S \setminus X_1 \rangle \uplus X_1: \\ j \in C_1}} \sum_{C_2 \in \langle \{N \setminus S\} \setminus X_2 \rangle \uplus X_2} \frac{(-1)^{|C| - |X|}}{|C_1|} \cdot \mathbb{P}_0(N \setminus X) \\
&\quad \left[\text{since the summation is nonzero only if } X_2 = N \setminus S \right] \\
&= \sum_{\substack{C \subseteq N: \\ j \in C}} \sum_{X \subseteq C} (-1)^{|C| - |X|} \cdot \frac{1}{|C \cap S|} \cdot \mathbb{P}_0(N \setminus X) \\
&= \sum_{\substack{C \subseteq N: \\ j \in C}} \frac{1}{|C \cap S|} \cdot \sum_{X \subseteq C} (-1)^{|C| - |X|} \cdot \mathbb{P}_0(N \setminus X) \\
&= \sum_{C \subseteq N} \lambda_C \cdot \mathbf{I}[j \in S] \cdot \mathbf{I}[j \in C] \cdot \frac{1}{|C \cap S|}, \text{ where } \lambda_C = \sum_{X \subseteq C} (-1)^{|C| - |X|} \cdot \mathbb{P}_0(N \setminus X),
\end{aligned}$$

which is exactly the equation to compute the probability to purchase $j \in S$ for the offer set $S \subseteq N$ under the consideration set model. We note that this model is well-defined, since

$$\lambda_C = \sum_{X \subseteq C} (-1)^{|C| - |X|} \cdot \mathbb{P}_0(N \setminus X) = \sum_{\bar{C} \subseteq \bar{X}} (-1)^{|\bar{X}| - |\bar{C}|} \cdot \mathbb{P}_0(\bar{X}) = H(0, \bar{C}) \geq 0,$$

where the non-negativeness is provided by the default regularity. Moreover, it follows from Theorem 1 that λ is defined uniquely.

Finally, to prove the necessity of the theorem (the “ \Rightarrow ” direction), it suffices to show that $\mathbb{P}_j(S \setminus \{k\}) - \mathbb{P}_j(S)$ is invariant to the exchange of the indexes j and k , which is shown below.

$$\begin{aligned}
& \mathbb{P}_j(S \setminus \{k\}) - \mathbb{P}_j(S) \\
&= \sum_{\substack{C \subseteq N: \\ j \in C}} \frac{\lambda_C}{|C \cap \{S \setminus \{k\}\}|} - \sum_{\substack{C \subseteq N: \\ j \in C}} \frac{\lambda_C}{|C \cap S|} \\
&= \sum_{\substack{C \subseteq N: \\ j \in C \\ k \in C}} \frac{\lambda_C}{|C \cap \{S \setminus \{k\}\}|} + \sum_{\substack{C \subseteq N: \\ j \in C \\ k \notin C}} \frac{\lambda_C}{|C \cap \{S \setminus \{k\}\}|} - \sum_{\substack{C \subseteq N: \\ j \in C}} \frac{\lambda_C}{|C \cap S|} \\
&= \sum_{\substack{C \subseteq N: \\ j \in C \\ k \in C}} \frac{\lambda_C}{|C \cap \{S \setminus \{k\}\}|} + \sum_{\substack{C \subseteq N: \\ j \in C \\ k \notin C}} \frac{\lambda_C}{|C \cap \{S \setminus \{k\}\}|} - \sum_{\substack{C \subseteq N: \\ j \in C \\ k \in C}} \frac{\lambda_C}{|C \cap S|} - \sum_{\substack{C \subseteq N: \\ j \in C \\ k \notin C}} \frac{\lambda_C}{|C \cap S|} \\
&= \sum_{\substack{C \subseteq N: \\ j \in C \\ k \in C}} \frac{\lambda_C}{|C \cap \{S \setminus \{k\}\}|} + \sum_{\substack{C \subseteq N: \\ j \in C \\ k \notin C}} \frac{\lambda_C}{|C \cap S|} - \sum_{\substack{C \subseteq N: \\ j \in C \\ k \in C}} \frac{\lambda_C}{|C \cap S|} - \sum_{\substack{C \subseteq N: \\ j \in C \\ k \notin C}} \frac{\lambda_C}{|C \cap S|} \\
&= \sum_{\substack{C \subseteq N: \\ j \in C \\ k \in C}} \frac{\lambda_C}{|C \cap \{S \setminus \{k\}\}|} - \sum_{\substack{C \subseteq N: \\ j \in C \\ k \in C}} \frac{\lambda_C}{|C \cap S|} = \sum_{\substack{C \subseteq N: \\ j \in C \\ k \in C}} \frac{\lambda_C}{|C \cap S| - 1} - \sum_{\substack{C \subseteq N: \\ j \in C \\ k \in C}} \frac{\lambda_C}{|C \cap S|}.
\end{aligned}$$

EC.3. Supplementary Proofs and Results for Section 4

EC.3.1. Proof of Proposition 2

We prove the statement by constructing a reduction from the vertex cover problem, which is known to be an NP-hard problem (Garey and Johnson 1979), to the assortment optimization problem under the stochastic set model. First, we recall how the latter problem is defined. To start with, let G denote a graph with a collection of nodes $V = \{1, \dots, n\}$ and edges E , i.e., $G = (V, E)$. Next, we say that a subset $U \subseteq V$ is a vertex cover if for every edge $e = (i, j) \in E$ either $i \in U$ or $j \in U$. Then, the vertex cover problem addresses the following question: “Given a graph $G = (V, E)$ and an integer k , is there a vertex cover of size at most k ?”

In what follows, we describe the reduction Φ that maps any instance of the vertex cover (VC) problem, i.e., $I_{VC} = (G, k)$, to the instance of the assortment optimization (AO) problem (10), i.e., I_{AO} , where $\Phi(I_{VC})$ is defined as follows:

- For each vertex $j \in V$, we introduce a product j with the price of 1 dollar each.
- We introduce an additional product $n + 1$ to the instance I_{AO} with the price of 3 dollars.

Therefore, instance I_{AO} consists of $n + 1$ products in total.

- For each edge $(i, j) \in E$, there is a corresponding customer type which is characterized by a preselected set $C_{(i,j)}^E$ such that $C_{(i,j)}^E = \{i, j\}$. Let us label these customers as “edge customer types”.

We denote the collection of “edge customer types” by \mathcal{C}^E such that $\mathcal{C}^E = \{C_{(i,j)}^E \mid (i,j) \in E\}$. We assign the same weight of $1/(|E|+|V|/3)$ to every customer in \mathcal{C}^E .

- For each vertex $j \in V$, there is a corresponding customer type which is characterized by a preselected set C_j^V such that $C_j^V = \{j, n+1\}$. Let us label these customers as “vertex customer types”. We denote the collection of “vertex customer types” as \mathcal{C}^V such that $\mathcal{C}^V = \{C_i^V \mid i \in V\}$. We assign the weight of $1/(3|E|+|V|)$ to every customer in \mathcal{C}^V . As a result, we have $|E|+|V|$ customer types in total, i.e., the collection \mathcal{C} of customer types is $\mathcal{C} = \mathcal{C}^E \cup \mathcal{C}^V$. Note that the resulting distribution over subsets λ_C constructed above satisfies the property that the sum of all the weights of customers in \mathcal{C} is equal to 1.

Let us first denote L as the normalizing constant, which is equal to $1/(|E|+|V|/3)$ that we will use to simplify the exposition. Then, following the aforementioned hardness result of the vertex cover problem, to establish the hardness of the assortment optimization problem under the consideration set problem it is sufficient to prove that Φ satisfies two properties:

- **Claim 1:** For a vertex cover of the size at most k in the instance I_{VC} , there is an optimal assortment in instance I_{AO} that has expected revenue of at least $(|E|+|V|-k/3) \cdot L$.

- **Claim 2:** Reciprocally, given the optimal assortment in instance I_{AO} that has expected revenue of at least $(|E|+|V|-k/3) \cdot L$, there exists an instance I_{VC} with a vertex cover of the size at most k .

Proof of Claim 1: Let us assume that $U \subseteq V$ is a vertex cover of the graph G and its cardinality is less than k , i.e., $|U| \leq k$. Then we state that the assortment $S_U = \{i \mid i \in U\} \cup \{n+1\}$ results into the expected revenue of at least $(|E|+|V|-k/3) \cdot L$. In what follows below we prove this statement which concludes the proof of Claim 1.

$$\begin{aligned}
& \left[\text{Expected revenue under assortment } S_U \right] = \sum_{C \in \mathcal{C}} \lambda_C \cdot \text{Rev}_C(S_U) \\
& = \sum_{C \in \mathcal{C}^E} \lambda_C \cdot \text{Rev}_C(S_U) + \sum_{C \in \mathcal{C}^V} \lambda_C \cdot \text{Rev}_C(S_U) \\
& = \sum_{C \in \mathcal{C}^E} \lambda_C \cdot 1 + \sum_{C \in \mathcal{C}^V} \lambda_C \cdot \text{Rev}_C(S_U) \quad [\text{since for every edge } (i,j) \in E \text{ either } i \text{ or } j \text{ is covered}] \\
& \quad \quad \quad [\text{and the price is the same for both products } i \text{ and } j \text{ and it is equal to } 1] \\
& = \sum_{C \in \mathcal{C}^E} \lambda_C + \sum_{j \in U} \lambda_{C_j^V} \cdot \text{Rev}_{(C_j^V)}(S_U) + \sum_{j \in V \setminus U} \lambda_{C_j^V} \cdot \text{Rev}_{(C_j^V)}(S_U) \\
& = \sum_{C \in \mathcal{C}^E} \lambda_C + \sum_{j \in U} \lambda_{C_j^V} \cdot 1/2 \cdot (1+3) + \sum_{j \in V \setminus U} \lambda_{C_j^V} \cdot 3 \\
& = \sum_{C \in \mathcal{C}^E} L + \sum_{j \in U} L/3 \cdot 1/2 \cdot (1+3) + \sum_{j \in V \setminus U} L/3 \cdot 3 \\
& = L \cdot (|E|+2/3 \cdot |U|+(|V|-|U|)) = L \cdot (|E|+|V|-|U|/3) \geq (|E|+|V|-k/3) \cdot L.
\end{aligned}$$

Proof of Claim 2: Let S_+ denote an optimal assortment in instance I_{AO} such that its expected revenue is greater than or equal to $|E|+|V|-k/3$. It is easy to see that $n+1$ is part of the optimal assortment S_+ because adding product $n+1$ to any assortment would increase the expected revenue. Thus, we assume that $n+1 \in S_+$ and $S_+ = S \cup \{n+1\}$ without loss of generality.

First of all, it is clear that all customer types in \mathcal{C}^V have a positive contribution to the expected revenue under the optimal assortment S_+ because $n+1 \in S_+$, i.e., the number of customer types in \mathcal{C}^V that have a positive contribution to the revenue is equal to n . Moreover, we state that all the customer types in \mathcal{C}^E have a positive contribution to the expected revenue under the optimal assortment S_+ and we prove that statement at the very end. For now, if we assume that the latter statement holds, then for every customer type $C_{(i,j)}^E \in \mathcal{C}^E$ to have a positive contribution to the revenue it should be the case that either $i \in S$ or $j \in S$ and thus we have that U_S , such that $U_S = \{\text{vertex } j \mid j \in S\}$, is a vertex cover. Note that in this case, the number of customer types in the set \mathcal{C}^E that have a positive contribution to the revenue under the optimal assortment is equal to $|E|$. Next, we can obtain the following set of equations and inequalities.

$$\begin{aligned}
& \left[\text{Expected revenue under assortment } S_+ \right] = \sum_{C \in \mathcal{C}} \lambda_C \cdot \text{Rev}_C(S_+) \\
& = \sum_{C \in \mathcal{C}^E} \lambda_C \cdot \text{Rev}_C(S_+) + \sum_{C \in \mathcal{C}^V} \lambda_C \cdot \text{Rev}_C(S_+) \\
& = |E| \cdot L + \sum_{C \in \mathcal{C}^V} \lambda_C \cdot \text{Rev}_C(S_+) \\
& = |E| \cdot L + \sum_{j \in S} \lambda_{C_j^V} \cdot \text{Rev}_{(C_j^V)}(S_+) + \sum_{j \in V \setminus S} \lambda_{C_j^V} \cdot \text{Rev}_{(C_j^V)}(S_+) \\
& = |E| \cdot L + |S|/2 \cdot L/3 + 3|S|/2 \cdot L/3 + \sum_{j \in V \setminus S} \lambda_{C_j^V} \cdot \text{Rev}_{(C_j^V)}(S_+) \\
& = |E| \cdot L + 2|S| \cdot L/3 + (|V| - |S|) \cdot L \\
& = (|E| + |V| - |S|/3) \cdot L \\
& \geq (|E| + |V| - k/3) \cdot L \quad [\text{by the assumption in the Claim 2}] \\
& \Rightarrow |U_S| = |S| \leq k.
\end{aligned}$$

Then, to conclude the proof of Claim 2 it is sufficient to prove the aforementioned statement that all the customer types in \mathcal{C}^E have a positive contribution to the expected revenue under the optimal assortment S_+ . We prove that statement by contradiction. Suppose that there exists a customer type $C_{(i',j')}^E \in \mathcal{C}^E$ which does not contribute to the expected revenue, i.e., $i' \notin S_+$ and $j' \notin S_+$. Then, adding i' to S_+ will have a combination of two effects: (1) it will make customer type $C_{(i',j')}^E$ positively contribute to the expected revenue and increase the expected revenue by L ; and (2) contribution of the customer of type $C_{i'}^V$ to the expected revenue will decrease by

$(3 - 2) \cdot L/3 = L/3$. As a result, adding item i' to the assortment S_+ has a net positive effect on the expected revenue (i.e., it increases the revenue by $2L/3$) which contradicts the fact that S_+ is an optimal assortment. \square

EC.3.2. Proof of Theorem 4

In what follows, we first describe a reduction Φ from any instance \mathcal{I} of the Maximal Independent Set (Max-IS) to an instance $\Phi(\mathcal{I})$ of the assortment problem (10), which consists of n products and n consideration sets. We then utilize the inapproximability result of Max-IS (Håstad 1999), which states that the Max-IS problem is NP-hard to approximate within factor $O(n^{1-\epsilon})$, to show that the assortment problem (10) is also NP-hard to approximate. In this proof, we use $[n]$ to denote $\{1, 2, \dots, n\}$.

Let a Max-IS instance \mathcal{I} be defined on a graph $G = (V, E)$, where $V = \{v_1, \dots, v_n\}$ is a set of vertices and E is a set of edges. For each vertex $v_i \in V$, we use $N^-(i)$ to denote the indices of v_i 's neighbors whose indices are smaller than i , i.e.,

$$N^-(i) = \{j \in [n] \mid (v_i, v_j) \in E \text{ and } j < i\}. \quad (\text{EC.4})$$

Now we describe the mapping Φ . For each vertex $v_i \in V$, we introduce a product i with price $r_i = n^{2i}/\alpha$, where $\alpha = 1/(\sum_{i=1}^n n^{-2i})$. For each vertex $v_i \in V$, we also construct a consideration set $C_i = \{i\} \cup N^-(i)$, which has weight $\lambda_i = \alpha/n^{2i}$. Next, we state the following two claims:

CLAIM EC.1. *For any independent set $U \subseteq V$ in the instance \mathcal{I} , there exists a corresponding assortment S_U in the instance $\Phi(\mathcal{I})$ such that $\text{Rev}(S_U) \geq |U|$.*

CLAIM EC.2. *Given any assortment S in the instance $\Phi(\mathcal{I})$ such that $\text{Rev}(S) = \Omega(n^{\frac{1}{2} + \frac{\epsilon}{5}})$, there exists a corresponding independent set U_S of size $\Omega(n^{\frac{\epsilon}{5}})$ in the instance \mathcal{I} .*

Before proving those two claims, we make the following two statements. First, the construction of the mapping Φ in our proof follows the one in Aouad et al. (2018), except that we do not need to specify the preference over products in each C_i . Claim 1 also appears in a similar form in the proof of inapproximability of the assortment optimization problem under the ranking-based model in Aouad et al. (2018). However, Claim 2 is significantly different from the counterpart in Aouad et al. (2018), as it requires a very different argument to construct the independent set U_S , leading to the narrowed $O(\sqrt{n})$ gap instead of an $O(n)$ gap.

Second, the two claims jointly lead to the inapproximability of the assortment problem. Our argument proceeds as follows. Based on the analyses provided by Håstad (1999), we know that there does not exist a polynomial time algorithm to find an independent set of size at least $n^{\frac{\epsilon}{5}}$ given that the n -size vertex graph instance \mathcal{I} has an independent set of size $n^{1-\frac{\epsilon}{5}}$ (Khot 2010). Now, let

us focus on such a Max-IS instance \mathcal{I} . Suppose by contradiction that there exists a polynomial-time approximation algorithm \mathcal{A} which solves the assortment problem within factor $O(n^{\frac{1}{2}-\epsilon})$. We can then use this algorithm \mathcal{A} to obtain an assortment S' in instance $\Phi(\mathcal{I})$ with expected revenue $\Omega(n^{\frac{1}{2}+\frac{\epsilon}{2}})$, since

$$\text{Rev}(S') \geq \frac{R(S^*)}{c_1 \cdot n^{\frac{1}{2}-\epsilon}} \geq \frac{n^{1-\frac{\epsilon}{2}}}{c_1 \cdot n^{\frac{1}{2}-\epsilon}} = (1/c_1) \cdot n^{\frac{1}{2}+\frac{\epsilon}{2}},$$

where $c_1 > 0$ is an absolute constant. Here, the first inequality follows from the definition of \mathcal{A} , and the second inequality follows from Claim 1. In particular, since we assume that \mathcal{I} has an independent set of size $n^{1/2-\epsilon}$, it follows from Claim 1 that there exists an assortment resulting in revenue that is greater than $n^{1/2-\epsilon}$. This implies that $R(S^*) \geq n^{1/2-\epsilon}$. Given that, for S' such that $\text{Rev}(S') = \Omega(n^{\frac{1}{2}+\frac{\epsilon}{2}})$, it follows from Claim 2 that we can construct an independent set $U_{S'}$ that is of the size $\Omega(n^{\frac{\epsilon}{2}})$. Therefore, it implies that we are able to use a polynomial-time algorithm to construct a $\Omega(n^{\frac{\epsilon}{2}})$ -size independent set which leads to a contradiction to the inapproximability result of the Max-IS problem.

In what follows below we prove the aforementioned two claims which completes the proof of the theorem.

Proof of Claim 1: Let U be the independent set in the claim and let us define $S_U \equiv \{i \mid v_i \in U\}$. Since $N^-(i) \cap U = \emptyset$ if $v_i \in U$, we know that $C_i \cap S_U = \{i\}$. Therefore,

$$\text{Rev}(S_U) = \sum_{i=1}^n \lambda_i \cdot \text{Rev}_{C_i}(S_U) \geq \sum_{i \in S_U} \lambda_i \cdot r_i = |U|.$$

Proof of Claim 2: Let S be the assortment in the claim. We define two collections of the consideration sets,

$$G = \left\{ i \in [n] \mid \text{Rev}_{C_i}(S) \geq \frac{r_i}{\sqrt{n}} = \frac{n^{2i}}{\alpha \sqrt{n}} \right\} \quad \text{and} \quad B = \left\{ i \in [n] \mid \text{Rev}_{C_i}(S) < \frac{r_i}{\sqrt{n}} = \frac{n^{2i}}{\alpha \sqrt{n}} \right\},$$

which we denote as the ‘‘Good’’ and ‘‘Bad’’ collections of consideration sets, respectively. We make the following three statements about the ‘‘Good’’ collection of consideration sets G .

First, we argue that $G \subseteq S$. Let i , by contradiction, be a product such that $i \in G$ but $i \notin S$. Then, we have that

$$\text{Rev}_{C_i}(S) \leq \frac{n^{2(i-1)}}{\alpha} = \frac{n^{2i}}{\alpha \cdot n^2} < \frac{n^{2i}}{\alpha \cdot \sqrt{n}}, \tag{EC.5}$$

which contradicts the definition of the ‘‘Good’’ collection of consideration sets G . In the aforementioned chain of equalities and inequalities (EC.5), the first inequality follows because of the fact that all other products in $C_i \cap S$ have price of at most $n^{2(i-1)}/\alpha$.

Second, we argue that $|G| = \Omega(n^{\frac{1}{2} + \frac{\epsilon}{2}})$. To this end, the assumption imposed on the expected revenue of S in Claim 2 leads to the following set of equalities and inequalities:

$$c_2 \cdot n^{\frac{1}{2} + \frac{\epsilon}{2}} \leq \text{Rev}(S) = \sum_{i \in G} \lambda_i \cdot \text{Rev}_{C_i}(S) + \sum_{i \in B} \lambda_i \cdot \text{Rev}_{C_i}(S) < \sum_{i \in G} 1 + \sum_{i \in B} \frac{1}{\sqrt{n}} \leq |G| + \sqrt{n}, \quad (\text{EC.6})$$

where $c_2 > 0$ is an absolute constant. In the aforementioned chain of equalities and inequalities, the second inequality follows because $\text{Rev}_{C_i}(S) \leq r_i \leq n^{2i}/\alpha$ and $\lambda_i = \alpha/n^{2i}$. Overall, inequality (EC.6) implies that $|G| = \Omega(n^{\frac{1}{2} + \frac{\epsilon}{2}})$. In other words, asymptotically, only consideration sets belonging to the ‘‘Good’’ collection of consideration sets G are contributing to the revenue $\text{Rev}(S)$.

Third, we argue that for each $i \in G$, we have that $|C_i \cap S| \leq 2\sqrt{n}$. We prove this statement by contradiction. Assume by contradiction that $|C_i \cap S| \geq 2\sqrt{n} + 1$, then we have that

$$\text{Rev}_{C_i}(S) = \frac{\sum_{j \in C_i \cap S} r_j}{|C_i \cap S|} \leq \frac{\sum_{j \in C_i \cap S} r_j}{2\sqrt{n} + 1} < \frac{2 \cdot n^{2i}/\alpha}{2\sqrt{n}} = \frac{n^{2i}}{\alpha\sqrt{n}},$$

which contradicts the fact that $i \in G$. In the aforementioned expression, the second inequality follows because of the following chain of equalities and inequalities:

$$\sum_{j \in C_i \cap S} r_j < \frac{n^{2i}}{\alpha} + \frac{n^{2i-2}}{\alpha} + \frac{n^{2i-4}}{\alpha} + \dots = \frac{n^{2i}}{\alpha} \cdot \left(1 + \frac{1}{n^2} + \frac{1}{n^4} + \dots\right) < \frac{n^{2i}}{\alpha} \cdot 2,$$

which is a valid expression as long as $n > 1$.

Next, taking into account all three statements related to the ‘‘Good’’ collection of the consideration sets G , we construct the independent set U_S from S as follows. We begin with an empty set, i.e., $U_S = \emptyset$. Then, starting from the largest index i_1 in G , we add i_1 to U_S and delete the elements in C_{i_1} from G , i.e., $G \leftarrow G \setminus C_{i_1}$. We then proceed to the next largest index i_2 in the updated G , add i_2 to U_S , and remove the elements in C_{i_2} from G . This process is repeated until G becomes empty. The resulting U_S forms an independent set because the neighbors of each vertex are removed from G once the vertex is added to U_S . We also observe that $|U_S| = \Omega(n^{\frac{\epsilon}{2}})$, because each time a vertex is added, we remove at most $|C_i \cap G| \leq |C_i \cap S| \leq 2\sqrt{n}$ elements from G . Thus, we at least can add

$$\frac{|G|}{2\sqrt{n}} = \frac{\Omega(n^{\frac{1}{2} + \frac{\epsilon}{2}})}{2\sqrt{n}} = \Omega(n^{\frac{\epsilon}{2}})$$

items to the set U_S which shows that $|U_S| = \Omega(n^{\frac{\epsilon}{2}})$. \square

EC.3.3. Scalability of The Mixed-Integer Linear Program (12)

To numerically test the scalability of the mixed-integer linear program (12) when solving the assortment problem (10), we first generate random problem instances as follows. We vary the number of products n and the number of consideration sets $k = |\mathcal{C}|$ while fixing a constant s which is the size of consideration sets. Specifically, for each $C \in \mathcal{C}$, we sample the consideration set C from

the set $N = \{1, 2, \dots, n\}$ restricting its size by s , uniformly at random. We repeat this sampling for all k consideration sets in \mathcal{C} . We further let $\lambda_C = 1/k$ and set $s = 5$, motivated by the empirical evidence from the literature (Hauser and Wernerfelt 1990, Hauser 2014) and from Table 1 where we can see that customers usually consider only a few products. We let $n \in \{250, 500, 750, 1000\}$ and $k \in \{n, 3n, 5n\}$, where the scale factor between n and k is consistent with our empirical estimation outcomes in Table 1. We set the time limit to 20 minutes when solving the the mixed-integer linear program (MILP) using Gurobi. If the mixed-integer linear program (MILP) does not find the optimal solution within the time limit, we report the bound of the optimality gap returned by Gurobi. For each pair (n, k) , we randomly generate ten instances and calculate the average runtime (in minutes) and the optimality gaps. The scalability results are reported in Table EC.1.

n	k	Time (m)	Gap (%)
250	250	0.00	0.00
250	750	5.99	0.00
250	1250	17.71	0.68
500	500	0.08	0.00
500	1500	20.03	0.57
500	2500	20.05	1.28
750	750	0.30	0.01
750	2250	20.07	0.87
750	3750	20.13	1.30
1000	1000	0.53	0.01
1000	3000	20.14	1.16
1000	5000	20.23	1.59

Table EC.1 Scalability of the MILP approach to solve the assortment problem.

It follows from this table that within a twenty-minute time limit, even for large instances like $(n, k) = (1000, 5000)$, the MILP achieves a solution with an optimality gap of no more than 2%. This underscores our claim that MILP (12) is efficient and can be useful for practical application. Additionally, the performance of the MILP could be further enhanced by adopting the mixed-integer conic reformulation suggested by Şen et al. (2018).

EC.4. Model Estimation

EC.4.1. Estimation Methodology

We propose a maximum likelihood estimation (MLE) procedure based on the expectation maximization (EM) algorithm and the column generation algorithm method. Overall, our estimation methodology follows van Ryzin and Vulcano (2014, 2017), who estimate the ranking-based model based on EM algorithm and column generation method. Similar framework also has been used to estimate the decision forest model (Chen and Mišić 2022).

We assume we have the sales transactions denoted by $\{(S_t, i_t)\}_{t=1, \dots, T}$, which consist of purchase records over T periods. A purchase record at time t is characterized by a tuple (S_t, i_t) , where $S_t \subseteq N$ denotes the subset of products on offer in period t and $i_t \in S_t \cup \{0\}$ denotes the product purchased in period t . In addition, we let \mathcal{S} denote the set of unique assortments observed in the data and let m denote the cardinality of this set, i.e., $m = |\mathcal{S}|$. We term each assortment in \mathcal{S} as a *historical assortment*, i.e., the assortment that was offered in the past. For each historical assortment $S \in \mathcal{S}$ and $i \in S^+ \equiv S \cup \{0\}$, we let $\tau(S, i)$ denote the number of times the tuple (S, i) appears in the sales transactions $\{(S_t, i_t)\}_{t=1, \dots, T}$.

EC.4.1.1. Maximum Likelihood Estimation (MLE). To estimate the model from data $\{(S_t, i_t)\}_{t=1, \dots, T}$, we first write down the following optimization problem with respect to a fixed collection $\bar{\mathcal{C}}$ of consideration sets:

$$P^{\text{MLE}}(\bar{\mathcal{C}}) : \quad \underset{\lambda \geq 0, \mathbf{Y}}{\text{maximize}} \quad \mathcal{L}(\mathbf{v}) \quad (\text{EC.7a})$$

$$\text{such that} \quad \sum_{C \in \bar{\mathcal{C}}} (\mathbf{A}_S)_{i,C} \lambda_C = v_{i,S} \quad \forall S \in \mathcal{S}, i \in N^+, \quad (\text{EC.7b})$$

$$\sum_{C \in \bar{\mathcal{C}}} \lambda_C = 1, \quad (\text{EC.7c})$$

where λ_C is an element of the distribution $\boldsymbol{\lambda} \in \mathbb{R}^{|\bar{\mathcal{C}}|}$ over the sets in $\bar{\mathcal{C}}$, $v_{i,S}$ is the aggregate likelihood that customers would pick the alternative i from the offer set S , and the objective is the log-likelihood function $\mathcal{L}(\mathbf{v}) \equiv \sum_{S \in \mathcal{S}} \sum_{i \in S^+} \tau(S, i) \cdot \log(v_{i,S})$, which is a concave function. The matrix \mathbf{A}_S is of size $(n+1) \times |\bar{\mathcal{C}}|$ and it maps from consideration set $(\bar{\mathcal{C}}, \boldsymbol{\lambda})$ to the model's choice probabilities $v_{i,S}$ of alternative i under historical assortment S . The element $(\mathbf{A}_S)_{i,C}$ is equal to $1/|S \cap C|$ if $i \in S \cap C$ and 0, otherwise.

First, it is worth emphasizing that when $\bar{\mathcal{C}}$ includes all subsets of N (i.e., $\bar{\mathcal{C}}$ is the power set of N) then optimization problem (EC.7) solves the MLE problem under the consideration set model. However, when $\bar{\mathcal{C}}$ does not include all the subsets in N , we refer the problem $P^{\text{MLE}}(\bar{\mathcal{C}})$ specified above as a *restricted* optimization problem. Second, we note that optimization problem (EC.7) is concave and thus we can use a solver for convex programming to find the optimal solution. Alternatively, we will exploit an expectation-maximization (EM) algorithm to obtain the optimal solution to the restricted problem $P^{\text{MLE}}(\bar{\mathcal{C}})$. We find that this EM algorithm is more efficient than existing general convex programming solvers. For now, we assume $\bar{\mathcal{C}}$ is fixed and we will come back to discuss how to enlarge it during the estimation procedure.

EC.4.1.2. Solving MLE with the EM Algorithm. The EM algorithm is a method for finding the maximum likelihood estimates of parameters in statistical models where the data are incomplete or there are unobserved latent variables. The algorithm proceeds in two steps: the

expectation step (E-step), where the expectation of the complete-data log-likelihood is calculated given the current parameter estimates, and the maximization step (M-step), where the parameters are updated to maximize the expected complete-data log-likelihood. In the context of our MLE problem $P^{\text{MLE}}(\bar{\mathcal{C}})$ specified above, the unobserved latent variable is the probability mass λ_C of each customer type $C \in \bar{\mathcal{C}}$, since customer types are not directly observed from the sales transaction data. We start our EM algorithm with arbitrary initial parameter estimate $\boldsymbol{\lambda}^{\text{est}}$. Then, we repeatedly apply the ‘‘E’’ and ‘‘M’’ steps, which are described below, until convergence.

E-step: If customer types associated with each transaction are known to us then we would be able to represent the complete-data log-likelihood function as $\mathcal{L}^{\text{complete}} = \sum_{C \in \bar{\mathcal{C}}} \tau(C) \cdot \log \lambda_C + \text{constant}$, where $\tau(C)$ is the number of transactions made by customers of the type C . However, in the context of our problem, the customer types are not observed in the data and we thus replace $\tau(C)$ from the aforementioned complete-data log-likelihood function by its conditional expectation $\mathbf{E}[\tau(C) \mid \boldsymbol{\lambda}^{\text{est}}]$ which allows us to obtain $\mathbf{E}[\mathcal{L}^{\text{complete}} \mid \boldsymbol{\lambda}^{\text{est}}]$. To obtain the conditional expectation, we first apply the Bayes’ rule

$$\mathbb{P}(C \mid S, i, \boldsymbol{\lambda}^{\text{est}}) = \frac{\mathbb{P}(i \mid C, S, \boldsymbol{\lambda}^{\text{est}}) \cdot \mathbb{P}(C \mid S, \boldsymbol{\lambda}^{\text{est}})}{\sum_{C \in \bar{\mathcal{C}}} \mathbb{P}(i \mid C, S, \boldsymbol{\lambda}^{\text{est}}) \cdot \mathbb{P}(C \mid S, \boldsymbol{\lambda}^{\text{est}})} = \frac{\mathbb{P}(i \mid C, S) \cdot \lambda_C^{\text{est}}}{\sum_{C \in \bar{\mathcal{C}}} \mathbb{P}(i \mid C, S) \cdot \lambda_C^{\text{est}}}, \quad (\text{EC.8})$$

where $\mathbb{P}(C \mid S, i, \boldsymbol{\lambda}^{\text{est}})$ is the probability that an item i from the offer set S is purchased by a customer of type C when $\boldsymbol{\lambda}^{\text{est}}$ represents the probability mass of different customer types and $\mathbb{P}(i \mid C, S)$ is a probability to choose item i from the offer set S by a customer of type C . Consequently, the aforementioned Equation (EC.8) allows us to compute $\hat{\tau}(C)$, which is the expected number of transactions made by customers of the type C by $\hat{\tau}(C) = \mathbf{E}[\tau(C) \mid \boldsymbol{\lambda}^{\text{est}}] = \sum_{S \in \mathcal{S}} \sum_{i \in S^+} \tau(S, i) \cdot \mathbb{P}(C \mid S, i, \boldsymbol{\lambda}^{\text{est}})$. We thus compute the expectation of the complete-data log-likelihood function as $\mathbf{E}[\mathcal{L}^{\text{complete}} \mid \boldsymbol{\lambda}^{\text{est}}] = \sum_C \hat{\tau}(C) \cdot \log \lambda_C^{\text{est}}$.

M-step: By maximizing the expected complete data log-likelihood function $\mathbf{E}[\mathcal{L}^{\text{complete}} \mid \boldsymbol{\lambda}^{\text{est}}]$, we obtain the optimal solution $\lambda_C^* = \hat{\tau}(C) / \sum_C \hat{\tau}(C)$ which is used to update $\boldsymbol{\lambda}^{\text{est}}$.

Finally, we highlight that the EM algorithm has been widely used in the OM field to estimate various choice models when customer types are not directly observed in the data. Examples include the mixed MNL model (Train 2009), the ranking-based model (van Ryzin and Vulcano 2017), the Markov chain choice model (Şimşek and Topaloglu 2018), the consider-then-choose (CTC) model (Jagabathula et al. 2024), and the DAG-based choice models (Jagabathula et al. 2022).

EC.4.1.3. Consideration Set Discovery Algorithm. In theory, as it was mentioned above, to solve the MLE problem one can exploit the aforementioned EM algorithm and apply it to the optimization problem $P^{\text{MLE}}(\bar{\mathcal{C}})$ when the collection of customer segments is equal to the power set of N , i.e., $\bar{\mathcal{C}} = 2^N$. However, this approach becomes highly intractable as the number of products n increases. In this case, the number of decision variables would grow exponentially with n .

Therefore, we propose an alternative way to solve the MLE problem which is based on the *column generation* (CG) procedure (Bertsimas and Tsitsiklis 1997), a widely used procedure to solve large-scale optimization problems with linear constraints. In accordance with the CG framework, instead of solving the full-scale optimization problem $P^{\text{MLE}}(2^N)$ directly, we will repeatedly execute the following two steps: (i) find the optimal solution $(\mathbf{v}, \boldsymbol{\lambda})$ to the restricted problem $P^{\text{MLE}}(\bar{\mathcal{C}})$ by the EM algorithm described in Section EC.4.1.2; (ii) solve a subproblem (which will be described later) to find a new column and expand the restricted problem $P^{\text{MLE}}(\bar{\mathcal{C}})$ by concatenating the column. Notice that each column in the complete problem $P^{\text{MLE}}(2^N)$ corresponds to a consideration set. Therefore, when we introduce a new column C^* to the restricted problem $P^{\text{MLE}}(\bar{\mathcal{C}})$, we equivalently augment the ‘support’ of the distribution $\boldsymbol{\lambda}$ from $\bar{\mathcal{C}}$ to $\bar{\mathcal{C}} \cup \{C^*\}$. We will repeat these two steps until we reach optimality or meet a stopping criterion such as a runtime limit. In what follows, we provide the details on how we augment the support of the distribution $\boldsymbol{\lambda}$ by solving a subproblem and that will complete the description of our MLE framework to calibrate the consideration set model.

Let $(\mathbf{v}, \boldsymbol{\lambda})$ be the optimal primal solution of the optimization problem $P^{\text{MLE}}(\bar{\mathcal{C}})$, which is defined for a fixed collection $\bar{\mathcal{C}}$ of consideration sets. Then, let $(\boldsymbol{\alpha}, \beta)$ be the dual solution of the optimization problem $P^{\text{MLE}}(\bar{\mathcal{C}})$, where $\boldsymbol{\alpha} = (\boldsymbol{\alpha}_S)_{S \in \mathcal{S}}$ corresponds to the first set of constraints and $\boldsymbol{\alpha}_S$ is a $(n+1)$ -dimensional vector and β corresponds to the unit-sum constraint (see Section EC.4.2 for more details). We then solve the following CG subproblem:

$$\max_{C \subseteq N} \left[\sum_{S \in \mathcal{S}} \sum_{i \in N^+} \alpha_{S,i} \cdot (\mathbf{A}_S)_{i,C} + \beta \right] = \max_{C \subseteq N} \left[\sum_{S \in \mathcal{S}} \left(\alpha_{S,0} \cdot \mathbb{I}[C \cap S = \emptyset] + \sum_{i \in S} \frac{\alpha_{S,i} \cdot \mathbb{I}[i \in C]}{|C \cap S|} \right) + \beta \right], \quad (\text{EC.9})$$

where $\mathbf{A}_{S,C}$ is the column (i.e., $(n+1)$ -dimensional vector) of the matrix \mathbf{A}_S which corresponds to the consideration set C and $\alpha_{S,i}$ is the element of $\boldsymbol{\alpha}_S$ for $i \in S^+$. We also use the convention that ‘ $0/0 = 1$ ’ when formulating the aforementioned optimization problem. Then, we add the optimal solution C^* of the subproblem (EC.9) to the set $\bar{\mathcal{C}}$, which is the support of the $\boldsymbol{\lambda}$, if and only if the optimal objective value of that subproblem is positive which would indicate that adding C^* to the set $\bar{\mathcal{C}}$ improves the objective value of $P^{\text{MLE}}(\bar{\mathcal{C}})$. Consequently, if the optimal objective value of the subproblem (EC.9) is not positive, we stop our algorithm since it would indicate that the current set $\bar{\mathcal{C}}$ along with the distribution $\boldsymbol{\lambda}$ is already the consideration set model with maximum likelihood.

Finally, it remains to solve the subproblem (EC.9). We exploit a mixed-integer linear optimization (MILP) formulation similar to the assortment problem (12). Here, in addition to the variables u_S and $q_{S,i}$ introduced for the linearization, we also introduce binary variable z_S to present the

indicator $\mathbb{I}[C \cap S]$. Along with binary variable x_i that represent $\mathbb{I}[i \in C]$, we have the following MILP that solves the CG subproblem (EC.9)

$$P^{\text{CG-sub}}(\boldsymbol{\alpha}): \quad \underset{\mathbf{x}, \mathbf{z}, \mathbf{u}, \mathbf{q}}{\text{maximize}} \quad \sum_{S \in \mathcal{S}} \left[\alpha_{S,0} \cdot z_S + \sum_{i \in S} \alpha_{S,i} \cdot q_{S,i} \right], \quad (\text{EC.10a})$$

$$\text{such that} \quad 0 \leq q_{S,i} \leq x_i, \quad \forall S \in \mathcal{S}, i \in S, \quad (\text{EC.10b})$$

$$0 \leq q_{S,i} \leq u_S, \quad \forall S \in \mathcal{S}, i \in S, \quad (\text{EC.10c})$$

$$u_S + x_i \leq q_{S,i} + 1, \quad \forall S \in \mathcal{S}, i \in S, \quad (\text{EC.10d})$$

$$z_S + \sum_{i \in S} q_{S,i} = 1, \quad \forall S \in \mathcal{S}, \quad (\text{EC.10e})$$

$$x_i \in \{0, 1\}, z_S \in \{0, 1\}, u_S \in [1/n, 1], \quad \forall i \in N, S \in \mathcal{S}. \quad (\text{EC.10f})$$

Overall, the proposed estimation procedure consists of solving a finite sequence of MILPs. The size of each MILP scales in $n + m$ in the number of variables and in $n \cdot m$ in the number of constraints, where n is the number of products and m is the number of historical assortments. Thus, not surprisingly, estimating a consideration set model can be more tractable than estimating a ranking-based model van Ryzin and Vulcano (2014), as the corresponding CG subproblem of the latter model scales in $n^2 + m$ in the number of variables and in $n^3 + nm$ in the number of constraints. We relegate additional discussion to Section EC.4.2.

We also note that the consideration sets we learned here can be any subset of N , i.e., any set of products. To enhance interpretability and for potential applications in new product development and pricing, we also show how one can incorporate product features (such as price) into our model calibration. In Section EC.4.3, we introduce a model estimation framework that incorporates contextual information through conjunctive models, disjunctive models, and compensatory models, which are well-known heuristic rules for constructing consideration sets; see the overview in Section 1.1.

EC.4.2. Additional Discussion

In this section, we further discuss the estimation procedure outlined in Section EC.4.1.

Obtaining the optimal dual variables $\boldsymbol{\alpha}$ and β . We can obtain the optimal dual solution once we know the optimal primal solution. Notice that our MLE problem (EC.7) is of the same form as Problem (7) in van Ryzin and Vulcano (2014), where the difference is only in the entries in the constraint matrix \mathbf{A} . In particular, each column of our constraint matrix $\mathbf{A} = (\mathbf{A}_S)_{S \in \mathcal{S}}$ encodes the decision of a consideration set under historical assortments $S \in \mathcal{S}$. In contrast, each column of the constraint matrix \mathbf{A} in van Ryzin and Vulcano (2014) encodes the decision of a ranking. Since our MLE problem takes the same form as van Ryzin and Vulcano (2014), the dual variables $\boldsymbol{\alpha}$ and β satisfy the same KKT conditions except that the constraint matrix has different coefficients. At

the end, given the optimal primal variable, the optimal dual variable can be obtained following Equations (8) and (9) in van Ryzin and Vulcano (2014).

Optimality of the EM algorithm. Note that given a collection of consideration sets $\bar{\mathcal{C}}$, we use the EM algorithm to find the optimal distribution λ over sets in $\bar{\mathcal{C}}$ that maximizes the log-likelihood objective, i.e., to solve $P^{\text{MLE}}(\bar{\mathcal{C}})$. Recall that $P^{\text{MLE}}(\bar{\mathcal{C}})$ is a concave maximization problem with a strictly concave objective. Therefore, any locally optimal solution of $P^{\text{MLE}}(\bar{\mathcal{C}})$ implies the globally optimal solution of $P^{\text{MLE}}(\bar{\mathcal{C}})$. As the EM algorithm guarantees that each M-step improves the objective value of $P^{\text{MLE}}(\bar{\mathcal{C}})$ and thus finds the local maximum (McLachlan and Krishnan 2007), we know that the EM approach to solve the optimization problem (EC.7) guarantees global optimality.

Only solving a finite number of times of the subproblem/MILP. This is because at each iteration, we introduce a new variable λ_C that corresponds to a consideration set C to the full program $P^{\text{MLE}}(\bar{\mathcal{C}})$ for $\bar{\mathcal{C}} = 2^N$. As there are only a finite number of consideration sets (theoretically at most 2^n even though we have a much smaller set of consideration sets in practice according to numerous literature in marketing and Table 1), the estimation procedure thus only solves a finite number of MILPs.

EC.4.3. Feature-based Model Estimation

We have shown how one can calibrate the consideration set model (\mathcal{C}, λ) from sales transaction data in the most general form by modeling the product universe in Section EC.4.1. That is, each consideration set $C \in \mathcal{C}$ in the model can be any subset in the product universe N which consists of products with the unique feature vector. Therefore, we did not need include product features explicitly into our estimation framework. This approach is also consistent with the literature in the operations field on choice modeling estimation. In particular, the estimation of the nonparametric choice models, including ranking-based model (Farias et al. 2013, van Ryzin and Vulcano 2014), the Markov chain model (Blanchet et al. 2016, Şimşek and Topaloglu 2018), the consider-then-choose model (Jagabathula et al. 2024), and the decision forest model (Chen and Mišić 2022), follow the same convention.

On the other hand, as discussed in Section 1.1, customers may form their consideration sets based on different heuristic models that explicitly account for product features. In this section, we factor several well-documented feature-based heuristic rules from the marketing science literature into our estimation framework. To this end, in this section, we suppose that each product $i \in N$ is represented by a feature vector $\chi_i \in \mathbb{R}^d$ in a d -dimensional vector space. We write $[m] \equiv \{1, 2, \dots, m\}$ where m is a positive integer number.

EC.4.3.1. Conjunctive Rule. This heuristic assumes that a product is included in the consideration set if it satisfies a sequence of screening criteria, where each screening criterion is represented by a feature $p \in [d]$ with a threshold value t_p . Product i satisfies the screening criterion if and only if $\chi_{i,p} \leq t_p$. Mathematically, a conjunctive model is parameterized by (E, \mathbf{t}_E) , where $E \subseteq [d]$ is a collection of features and $\mathbf{t}_E = (t_p)_{p \in E}$ is a vector of threshold values for features in E . A conjunctive model (E, \mathbf{t}_E) leads to a consideration set C in the following way:

$$C = \bigcap_{e \in E} \{i \in N \mid \chi_{i,e} \leq t_e\}. \quad (\text{EC.11})$$

Note that without loss of generality, we only need to consider the screening rules with the smaller-or-equal-to sign (i.e., \leq) since one can always introduce an additional feature e' such that $\chi_{i,e'} = -\chi_{i,e}$ for $i \in N$. Conjunctive models are among the most popular non-compensatory models in the marketing science literature and have been supported by abundant empirical studies (Pras and Summers 1975, Brisoux and Laroche 1981, Laroche et al. 2003, Gilbride and Allenby 2004, Jedidi and Kohli 2005).

Then, let $\mathcal{C}_{\text{conjunctive}}$ be the collection of all consideration sets that can be specified by the conjunctive models. Since our goal is to calibrate a consideration set model by modeling the consideration set formation by means of the conjunctive rule, we solve the following MLE problem:

$$\text{maximize } [P^{\text{MLE}}(\bar{\mathcal{C}}) \mid \bar{\mathcal{C}} \subseteq \mathcal{C}_{\text{conjunctive}}], \quad (\text{EC.12})$$

where P^{MLE} is defined as in Problem (EC.7) and $\bar{\mathcal{C}}$ is the collection of customer segments. As discussed in Section EC.4.1, if one can enumerate all sets in $\mathcal{C}_{\text{conjunctive}}$, we can simply let $\bar{\mathcal{C}} = \mathcal{C}_{\text{conjunctive}}$ and apply the EM algorithm to obtain the probability mass of every consideration set from the set $\bar{\mathcal{C}}$. However, given that, in theory, the number of customer segments can be exponential in the number of items in the product universe, we also propose solving Problem (EC.12) by the column generation approach. To this end, instead of solving the subproblem (EC.9) where a ‘candidate’ consideration set can be any subset in N , we ensure that the ‘candidate’ consideration set belongs to the collection $\mathcal{C}_{\text{conjunctive}}$, i.e., we solve the following optimization problem:

$$\max_{\substack{C \subseteq N \\ S \in \mathcal{S}}} \left[\sum_{S \in \mathcal{S}} \sum_{i \in N^+} \alpha_{S,i} \cdot (\mathbf{A}_S)_{i,C} + \beta \mid C \in \mathcal{C}_{\text{conjunctive}} \right]. \quad (\text{EC.13})$$

We introduce an MILP formulation to solve Problem (EC.13). In order to avoid using the ‘Big- M ’ parameter in the formulation, which usually results in a ‘weaker’ system of constraints, we use relative values instead of the exact values of product features. Let L_p be the number of unique values in $\{\chi_{i,p}\}_{i \in N}$, i.e., the number of unique values of the feature p observed in the sales data (Mišić 2020, Akçakuş and Mišić 2021). Next, we let $v_{p,\ell}$ denote the ℓ th lowest value in L_p such that

$v_{p,1} < v_{p,2} < \dots < v_{p,L_p-1} < v_{p,L_p}$. Then, we let $v_{p,0} = -\infty$ and $\tau_{p,i}$ be the value of $\ell \in \{1, \dots, L_p\}$ such that $\chi_{i,p} = v_{p,\ell}$, i.e., $\tau_{p,i}$ indicates the position of product i in the ranking of all unique values of feature p .

After specifying $(\tau_{p,\ell})_{p \in [d], \ell \in [L_p]}$, in what follows below, we propose an MILP formulation to solve Problem (EC.13). We further assume that the conjunctive model consists of at most R screening rules, i.e., $|E| \leq R$ in Equation (EC.11). The value of R can be either set to be d for the most general conjunctive model or to be a value smaller than d , as it is widely assumed that consumers have cognitive and physical limitations and cannot take into account unlimited set of features when making purchasing decisions. In the latter case, one can view R as a fixed parameter of the model and determine its value by cross validation.

As above, $\mathbf{x}, \mathbf{z}, \mathbf{u}$, and \mathbf{q} are our decision variables that have the same interpretation as in Problem (EC.10). In addition, we introduce a new binary decision variable $\lambda_{r,p,\ell}$ which is equal to 1 if the r th screening rule is $\chi_{i,p} \leq v_{p,\ell}$ and 0, otherwise. Then, we provide our MILP formulation as follows:

$$P_{\text{conjunctive}}^{\text{CG-sub}}(\boldsymbol{\alpha}) : \quad \underset{\mathbf{x}, \mathbf{z}, \mathbf{u}, \mathbf{q}, \boldsymbol{\lambda}}{\text{maximize}} \quad \sum_{S \in \mathcal{S}} \left[\alpha_{S,0} \cdot z_S + \sum_{i \in S} \alpha_{S,i} \cdot q_{S,i} \right] \quad (\text{EC.14a})$$

$$\text{such that} \quad \text{Constraint (EC.10b) - (EC.10f)} \quad (\text{EC.14b})$$

$$\sum_{p=1}^d \sum_{\ell=1}^{L_p} \lambda_{r,p,\ell} = 1, \quad \forall r \in [R], \quad (\text{EC.14c})$$

$$x_i \leq \sum_{p=1}^d \sum_{\ell: \ell \geq \tau_{p,i}} \lambda_{r,p,\ell}, \quad \forall i \in N, r \in [R], \quad (\text{EC.14d})$$

$$\sum_{r=1}^R \sum_{p=1}^d \sum_{\ell: \ell \geq \tau_{p,i}} \lambda_{r,p,\ell} \leq x_i + d - 1, \quad \forall i \in N, \quad (\text{EC.14e})$$

$$\lambda_{r,p,\ell} \in \{0, 1\}, \quad \forall r \in [R], p \in [d], \ell \in L_p, \quad (\text{EC.14f})$$

where constraint (EC.14b) ensures that variables $\mathbf{x}, \mathbf{z}, \mathbf{u}$, and \mathbf{q} satisfy the same constraints as in Problem (EC.10). Constraint (EC.14c) ensures that each screening rule is associated with exactly one feature and one threshold value. Constraints (EC.14d) and (EC.14e) ensure that the consideration sets are formed by a conjunctive rule. In particular, Constraint (EC.14d) states that product i is in the consideration set “only if” it satisfies all screening rules. Constraint (EC.14e) completes the “if” direction of the statement. Notice that we allow the screening rules to be repeated. Therefore, one can apply up to $|R|$ screening rules for the conjunctive model by solving Problem (EC.14). While we inevitably have to introduce new binary decision variables $\lambda_{r,p,\ell}$ to characterize the conjunctive model, we can further decrease the number of binary variables by relaxing the ‘binary’ restriction imposed on the consideration set decisions \mathbf{x} , since they remain integral after relaxation.

EC.4.3.2. Disjunctive Rule. Similarly to the conjunctive rule, this heuristic is also defined by a set of screening criteria. Differently, the disjunctive rule implies that a product belongs to a customer’s consideration set if at least one of the screening criteria is satisfied. Mathematically, a consideration set C can be represented by a disjunctive model if there exists a collection of features E and threshold values such that

$$C = \bigcup_{e \in E} \{i \in N \mid \chi_{i,e} \leq t_e\}. \quad (\text{EC.15})$$

While the disjunctive model is usually benchmarked as an alternative to the conjunctive model, it receives much less attention in the literature. For more details, we refer the reader to the empirical studies conducted by Pras and Summers (1975), Gilbride and Allenby (2004), Jedidi and Kohli (2005). To calibrate the consideration set model under this heuristics, we follow the aforementioned procedure described in Section EC.4.3.1 with the only difference that we solve the column generation subproblem in the following way:

$$\max_{C \subseteq N} \left[\sum_{S \in \mathcal{S}} \sum_{i \in N^+} \alpha_{S,i} \cdot (\mathbf{A}_S)_{i,C} + \beta \mid C \in \mathcal{C}_{\text{disjunctive}} \right],$$

where $\mathcal{C}_{\text{disjunctive}}$ is the collection of all consideration sets that can be represented by a disjunctive rule. One can solve this subproblem by formulating it as the following MILP, which is similar to Problem (EC.14).

$$P_{\text{disjunctive}}^{\text{CG-sub}}(\boldsymbol{\alpha}): \quad \underset{\mathbf{x}, \mathbf{z}, \mathbf{u}, \mathbf{q}, \boldsymbol{\lambda}}{\text{maximize}} \quad \sum_{S \in \mathcal{S}} \left[\alpha_{S,0} \cdot z_S + \sum_{i \in S} \alpha_{S,i} \cdot q_{S,i} \right] \quad (\text{EC.16a})$$

$$\text{such that} \quad \text{Constraint (EC.10b) - (EC.10f)} \quad (\text{EC.16b})$$

$$\sum_{p=1}^d \sum_{\ell=1}^{L_p} \lambda_{r,p,\ell} = 1, \quad \forall r \in [R], \quad (\text{EC.16c})$$

$$x_i \leq \sum_{r=1}^R \sum_{p=1}^d \sum_{\ell: \ell \geq \tau_{p,i}} \lambda_{r,p,\ell}, \quad \forall i \in N, \quad (\text{EC.16d})$$

$$\sum_{p=1}^d \sum_{\ell: \ell \geq \tau_{p,i}} \lambda_{r,p,\ell} \leq x_i, \quad \forall i \in N, r \in [R], \quad (\text{EC.16e})$$

$$\lambda_{r,p,\ell} \in \{0, 1\}, \quad \forall r \in [R], p \in [d], \ell \in L_p. \quad (\text{EC.16f})$$

The difference between Problem (EC.16) and Problem (EC.14) is in how the consideration set decision \mathbf{x} and the screening rule decision $\boldsymbol{\lambda}$ factor in the system of the constraints in the optimization problem. In the former problem, constraint (EC.16d) states that a product is considered “only if” there exists a screening criteria which is satisfied and Constraint (EC.16e) completes the argument by adding the “if” direction. Similarly to Problem (EC.14), one can relax the ‘binary’ restriction imposed on \mathbf{x} while solving Problem (EC.16) as \mathbf{x} remains integral after this relaxation.

EC.4.3.3. Compensatory Rule. Both conjunctive and disjunctive rules belong to the class of non-compensatory decision processes, i.e., they assume that customers do not consider the trade off between product features (e.g., not willing to trade higher price for higher quality). On the other hand, it is common in conjoint analysis (Srinivasan and Shocker 1973, Evgeniou et al. 2005) and in discrete-choice modeling (Ben-Akiva et al. 1985, Feldman et al. 2022) to assume that product utility is a composite of the contributions from each product feature. In particular, one can assume that the utility function is linear in product features. In this section, we follow this common approach and assume that a compensatory model is a part-worth vector $\boldsymbol{\pi} \in \mathbb{R}^{d+1}$. A product is in the consideration set if and only if its part-worth utility is nonnegative, i.e.,

$$C = \{i \in N \mid \pi_0 + \sum_{p=1}^d \pi_{i,p} \geq 0\}.$$

To estimate the consideration set model under this compensatory heuristics, we follow the aforementioned procedure described in Section EC.4.3.1 with the only difference that we solve the column generation subproblem in the following way:

$$\max_{C \subseteq N} \left[\sum_{S \in \mathcal{S}} \sum_{i \in N^+} \alpha_{S,i} \cdot (\mathbf{A}_S)_{i,C} + \beta \mid C \in \mathcal{C}_{\text{linear}} \right],$$

where $\mathcal{C}_{\text{linear}}$ is the collection of all consideration sets that can be represented by a linear compensatory rule. This subproblem can be formulated as the following MILP:

$$P_{\text{linear}}^{\text{CG-sub}}(\boldsymbol{\alpha}): \quad \underset{\mathbf{x}, \mathbf{z}, \mathbf{u}, \mathbf{q}, \boldsymbol{\pi}}{\text{maximize}} \quad \sum_{S \in \mathcal{S}} \left[\alpha_{S,0} \cdot z_S + \sum_{i \in S} \alpha_{S,i} \cdot q_{S,i} \right] \quad (\text{EC.17a})$$

$$\text{such that} \quad \text{Constraint (EC.10b) - (EC.10f)} \quad (\text{EC.17b})$$

$$\sum_{p=1}^d \chi_{i,p} \pi_p + \pi_0 \leq x_i, \quad \forall i \in N, \quad (\text{EC.17c})$$

$$x_i - 1 + \epsilon \leq \sum_{p=1}^d \chi_{i,p} \pi_p + \pi_0, \quad \forall i \in N, \quad (\text{EC.17d})$$

where $\epsilon > 0$ is a sufficiently small constant. Constraints (EC.17c) and (EC.17d) ensure that a product is included in the consideration set if and only if the part-worth utility is nonnegative. Note that the subproblem $P_{\text{linear}}^{\text{CG-sub}}(\boldsymbol{\alpha})$ is invariant if one multiplies the vector $\boldsymbol{\pi}$ by a positive number. Therefore, we do not need to introduce a ‘big- M ’ constant in constraints (EC.17c) and (EC.17d).

EC.5. Additional Results on the Predictive Performance and Model Calibration

EC.5.1. Prediction Performance Measured by KL Divergence

We formally define the KL-divergence metric as follows:

$$\text{KL} = - \frac{1}{\sum_{S \in \mathcal{S}} \tau_o(S)} \cdot \sum_{S \in \mathcal{S}} \tau_o(S) \sum_{i \in S^+} \bar{p}_{i,S} \log \left(\frac{\hat{p}_{i,S}}{\bar{p}_{i,S}} \right), \quad (\text{EC.18})$$

where parameters $\tau_o(S)$, $\bar{p}_{i,S}$, and $\hat{p}_{i,S}$ are defined the same way as in Section 5. Table EC.2 reports the predictive performance of each choice model introduced in Section 5, measured by the out-of-sample KL divergence. We observe qualitatively the same results in Table EC.2 as we can see in Table 2. In both tables, the decision forest model has the best predictive performance while the MNL and the independent demand model provides the worst performance. Despite being a special case, the consideration set model is comparable to the ranking-based and the mixed MNL models in terms of predictive performance, as the KL divergence scores of those three models are very comparable and around 3.30×10^{-2} . Additionally, after mixing with consideration sets, the ranking-based model performs as well as the Markov chain model given that the KL-divergence is 3.15×10^{-2} for the CSMR model and 3.16×10^{-2} for the Markov chain model.

Category	ID	MNL	MMNL	RBM	MC	DF	CSM	CSM2	CSMR
<i>Beer</i>	5.61	4.45	3.87	4.03	3.75	2.98	3.97	3.86	3.73
<i>Coffee</i>	12.58	9.49	7.68	7.71	7.29	6.54	8.20	8.25	7.42
<i>Deodorant</i>	1.82	1.00	0.94	0.99	0.94	0.89	0.93	0.97	0.93
<i>Frozen Dinners</i>	3.54	2.94	2.51	2.41	2.36	1.89	2.46	2.44	2.40
<i>Frozen Pizza</i>	6.26	3.84	2.82	2.63	2.85	1.82	2.84	3.04	2.56
<i>Household Cleaners</i>	3.44	2.67	2.37	2.46	2.21	2.23	2.38	2.35	2.26
<i>Hotdogs</i>	8.61	6.51	5.39	5.44	5.28	5.56	5.50	5.89	5.29
<i>Margarine/Butter</i>	3.47	2.31	1.80	1.82	1.84	1.21	1.80	1.82	1.80
<i>Milk</i>	16.77	8.85	6.19	6.37	6.28	5.94	6.40	6.52	6.22
<i>Mustard/Ketchup</i>	7.20	3.87	3.27	3.48	3.11	3.65	3.33	3.31	3.15
<i>Salty Snacks</i>	4.22	2.28	1.56	1.45	1.67	1.37	1.64	1.79	1.55
<i>Shampoo</i>	2.78	1.52	1.27	1.53	1.25	1.09	1.32	1.35	1.28
<i>Soup</i>	5.03	3.70	3.19	3.13	2.99	2.10	3.04	3.15	2.95
<i>Spaghetti/Sauce</i>	6.98	4.19	3.35	3.25	3.34	1.54	3.42	3.51	3.29
<i>Tooth Brush</i>	5.08	2.69	2.29	2.76	2.25	1.73	2.54	2.62	2.42
Average	6.23	4.02	3.25	3.29	3.16	2.77	3.32	3.39	3.15

Table EC.2 Out-of-sample prediction performance results measured by KL-divergence (in unit of 10^{-2}).

EC.5.2. The Faster Convergence of the CSM Model Calibration

In this subsection, our goal is to compare the consideration set model with the ranking-based model as those two models are similar in their structure. Both models are nonparametric and we have the consideration set model, which is described by the distribution over the subsets, and at the same time, the ranking-based model, which is described by the distribution over rankings. First of all, as discussed above and in Section 5, neither the consideration set model dominates the ranking-based model nor the ranking-based model dominates the consideration set model in terms of prediction performance in our case study in Sections 5 and EC.5.1.

Second, scalability is a common challenge when calibrating nonparametric choice models. In particular, when using the column generation method to solve the likelihood maximization problem

under the ranking-based model, the column generation subproblem can be very hard as it needs to be solved by an integer program (van Ryzin and Vulcano 2014). However, compared to the ranking-based model, the consideration set model is much more tractable. As discussed in Section EC.4.1, the column generation subproblem of the consideration set model can be solved by an integer program with $O(n + m)$ binary variables and $O(n^2 + nm)$ constraints, which is computationally much easier than the integer program with $O(n^2 + m)$ binary variables and $O(n^3 + nm)$ constraints that need to be solved for the column generation subproblem of the ranking-based model. Therefore, when we limit the estimation time of the models, one can expect that the predictive performance of the consideration set model might be better than that of the ranking-based model. Although, in theory, the ranking-based model subsumes the consideration set model, we see in Tables 2 and EC.2 that the consideration set model outperforms the ranking-based model when tested for the several product categories that have a higher number of products and thus are more computationally challenging.

We further illustrate the advantage of using the consideration set in terms of computational efficiency when calibrating the model. In Figure EC.1, we demonstrate the changes in the value of the log-likelihood function while calibrating the consideration set and the ranking-based models for the ‘Milk’ product category. We obtain qualitatively the same results if we pick some other product categories. More specifically, we show how fast the in-sample log-likelihood function of the two models improves when we run the model estimation algorithms over a one-hour time limit. It can be seen from Figure EC.1 that the estimation algorithm for the consideration set model converges to its nearly optimal solution in a very short time (i.e., in around five minutes), while it takes around fifty minutes for the estimation algorithm for the ranking-based model to reach the same value of the likelihood function. On the other hand, it also follows from Figure EC.1 that the estimation algorithm of the ranking-based model eventually achieves a higher value of the log-likelihood function than the estimation algorithm of the consideration set model. This is not surprising as the ranking-based model subsumes the consideration set model. Also, note that it takes as much as fifty minutes for that to happen, which is almost ten times more than what it takes for the consideration set model to reach its near-optimal point, and even in this case the log-likelihood obtained for the ranking-based model is only marginally higher than the log-likelihood obtained for the consideration set model.

EC.5.3. The Symmetry of the Demand Cannibalization

As it was mentioned in Section 3.3, the symmetric cannibalization is a crucial property of the consideration set model that on the one hand differentiates it from other models in the RUM class (e.g., mixed MNL model) and makes it more tractable than the ranking-based model but, on

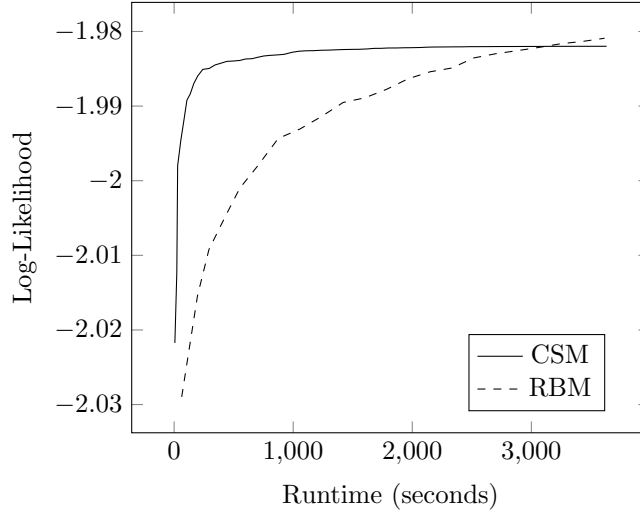


Figure EC.1 The change in the value of the log-likelihood function while running the MLE algorithm for the choice models over time. The y-axis is the in-sample log-likelihood and x-axis is the runtime (in seconds) of the consideration set model (solid line) and the ranking-based model (dashed line) when computed for the ‘Milk’ category.

the other hand, might limit its ability to describe customers’ purchase behavior. In this section, we empirically investigate whether the symmetric cannibalization property of the consideration set model hurts its predictive performance in comparison with the state-of-the-art mixed MNL model. First, recall that in Section 3.3 we say that a choice model is consistent with the symmetric cannibalization property if and only if the following equation is satisfied:

$$[\mathbb{P}_j(S \setminus \{a_k\}) - \mathbb{P}_j(S)] - [\mathbb{P}_k(S \setminus \{a_j\}) - \mathbb{P}_k(S)] = 0, \quad (\text{EC.19})$$

for all assortments $S \subseteq N$ such $|S| \geq 2$ and products $j, k \in S$. Therefore, in order to measure how much the symmetric cannibalization property is violated, we propose a ‘cannibalization asymmetry’ index which can be represented in the following way:

$$\frac{1}{|\{S : |S| \geq 2\}|} \sum_{S: |S| \geq 2} \frac{1}{\binom{|S|}{2}} \sum_{j \neq k} \left| \frac{[\mathbb{P}_j(S \setminus \{a_k\}) - \mathbb{P}_j(S)] - [\mathbb{P}_k(S \setminus \{a_j\}) - \mathbb{P}_k(S)]}{\mathbb{P}_j(S) + \mathbb{P}_k(S)} \right|. \quad (\text{EC.20})$$

Intuitively, this index measures the degree to which the property of the symmetric cannibalization, described by the Equation (EC.19), is violated across all assortments $S \subseteq N$ such $|S| \geq 2$ and all pairs of products $j, k \in S$. Note that we add the term $\mathbb{P}_j(S) + \mathbb{P}_k(S)$ into the denominator of the Equation (EC.19) in order to make the violations of the ‘cannibalization asymmetry’ property comparable under offer sets of different sizes (e.g., when the size of the offer set S is large, then both $\mathbb{P}_j(S)$ and $\mathbb{P}_k(S)$ tend to be significantly smaller than the purchase probabilities under relatively small offer sets). Unsurprisingly, a higher ‘cannibalization asymmetry’ index indicates a higher extent to which the symmetric cannibalization is violated in the choice data. Note that if the choice

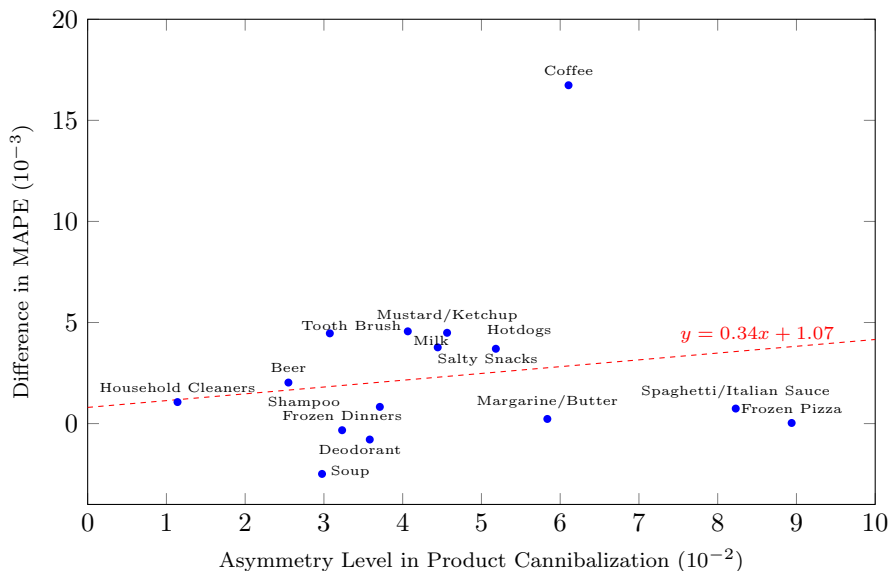


Figure EC.2 Scatter plot of the improvement of mixed MNL model over consideration set model in the prediction task against the cannibalization asymmetry index, for the fifteen product categories. The higher the improvement of the mixed MNL model over consideration set the higher the difference in their MAPE score.

data are consistent with the consideration set model, then the ‘cannibalization asymmetry’ index is zero.

First of all, note that the ‘cannibalization asymmetry’ index defined in Equation (EC.20) requires access to the choice probabilities under almost all of the assortments of items in the product universe. As it is shown in Table 1, for all the product categories we only have a limited number of unique assortments in our sales transactions and thus we cannot compute that index from the data directly. Therefore, we make an assumption that the choice data generation process is consistent with the mixed MNL model described above and we can thus compute the ‘cannibalization asymmetry’ index for any collection of the offer sets after calibrating the mixed MNL model. Note that the mixed MNL model is not restricted by the symmetric cannibalization property. Second, even when using the mixed MNL model as a ‘ground truth’ choice model, the empirical computation of the ‘cannibalization asymmetry’ index is still challenging for the product categories that have a large number of items. Therefore, we use Monte Carlo simulations to obtain an approximate value of the ‘cannibalization asymmetry’ index. In particular, for every instance, we randomly sample an assortment S such that $|S| \geq 2$ and then randomly choose two indices j and k from the set S . In total, we have 10,000 instances and then take the average to compute the index.

Figure EC.2 represents a scatterplot of the improvement of the mixed MNL model over the consideration set model, which is measured by the difference in the MAPE score, versus the cannibalization asymmetry index, across the fifteen product categories. Figure EC.2 shows that there is a very significant variation across product categories in the improvement of the mixed MNL model

over the consideration model in MAPE. In order to better explain this variation, we illustrate the linear regression with a red dashed line. We see a correlation between the improvement of the mixed MNL over the consideration set model in prediction and the value of the cannibalization asymmetry index which suggests that the violation of the symmetric cannibalization assumption might lead to the underperformance of the consideration set model in prediction tasks. However, we also see that the consideration set model still performs as well as the mixed MNL in ‘Spaghetti/Italian Sauce’ and ‘Frozen Pizza’, which have high asymmetry indices, and outperform the mixed MNL in ‘Soup’ and ‘Deodorant’, which have intermediate asymmetry indices. What Figure EC.2 delivers is actually a positive message: when the demand cannibalization is not highly asymmetric, the consideration set model is competitive in its predictive power and relevant to use in practice.

EC.6. Empirical Study on the Value of Identifiability

In this section, we aim to highlight the value of identifiability in choice models and its implications for downstream applications. Specifically, as discussed in Section 4, we focus on assortment planning as a revenue management application and empirically demonstrate how the *unidentifiability* of a choice model may result in ambiguous predictions of assortment revenues, leading to unstable operational decisions. We will use the consideration set model and the ranking-based model as examples of identifiable and unidentifiable choice models, respectively, and compare their performance on a specific product category in the IRI dataset (Bronnenberg et al. 2008).

EC.6.1. Uncertainty Set and Identifiability

Following the notation from Section EC.4.1.1 and having access to the data $\{S_t, i_t\}_{t=1, \dots, T}$, we assume that we have the estimated parameters of the consideration set model using the MLE framework. We let $\mathbf{v}_{\text{CSM}, S}^*$ be the choice probability vector over a historical assortment $S \in \mathcal{S} = \{S_1, \dots, S_m\}$ under this consideration set model. Here, historical assortments refer to the assortments that appear in the training dataset. The vector $\mathbf{v}_{\text{CSM}, S}^*$ has the length of $n + 1$ and the value of its i -th component is the probability to purchase product $i \in N^+$ from the assortment S . If $i \notin S$, then the value of i -th component is simply zero. We further define $\mathbf{v}_{\text{CSM}}^*$ as the vertical concatenation of $\mathbf{v}_{\text{CSM}, S_1}^*$, \dots , and $\mathbf{v}_{\text{CSM}, S_m}^*$. We can see that vector $\mathbf{v}_{\text{CSM}}^*$ is of length $m(n + 1)$ and can be equivalently defined as

$$\mathbf{v}_{\text{CSM}}^* = \arg \max_{\mathbf{v}} \{ \mathcal{L}(\mathbf{v}) \mid \exists \boldsymbol{\lambda}_{\text{CSM}} \geq \mathbf{0} : \mathbf{1}^T \boldsymbol{\lambda}_{\text{CSM}} = 1, \mathbf{A}_S^{\text{CSM}} \boldsymbol{\lambda}_{\text{CSM}} = \mathbf{v}_S, \forall S \in \mathcal{S} \},$$

where, with a slight abuse of the notation, $\mathbf{A}_S^{\text{CSM}}$ is a matrix of the size $(n + 1) \times 2^n$ which is defined in the same way as \mathbf{A}_S in Problem (EC.7) when $\bar{C} = 2^N$. Matrix $\mathbf{A}_S^{\text{CSM}}$ maps the distribution $\boldsymbol{\lambda}_{\text{CSM}} \in \mathbb{R}_+^{2^n}$, which characterized the consideration set model, to choice probability vector \mathbf{v}_S for each historical assortment $S \in \mathcal{S}$. The objective \mathcal{L} is the log-likelihood function; see Section EC.4.

We further write matrix \mathbf{A}^{CSM} as the vertical concatenation of matrices $\mathbf{A}_{S_1}^{\text{CSM}}$, $\mathbf{A}_{S_2}^{\text{CSM}}$, ..., and $\mathbf{A}_{S_m}^{\text{CSM}}$, where matrix \mathbf{A}^{CSM} is of the size $m(n+1) \times 2^n$.

Similarly, we assume that we have the estimated parameters of the ranking-based model using the MLE framework (van Ryzin and Vulcano 2014, 2017). We let $\mathbf{v}_{\text{RBM},S}^*$ be the choice probability vector over a historical assortment $S \in \mathcal{S}$ under this ranking-based model. The vector $\mathbf{v}_{\text{RBM},S}^*$ has the length of $n+1$ and the value of its i -th component is the probability to purchase product $i \in N^+$ from the assortment S . If $i \notin S$, then the value of i -th component is simply zero. We further define $\mathbf{v}_{\text{RBM}}^*$ as the vertical concatenation of $\mathbf{v}_{\text{RBM},S_1}^*, \dots,$ and $\mathbf{v}_{\text{RBM},S_m}^*$. We can see that vector $\mathbf{v}_{\text{RBM}}^*$ is of length $m(n+1)$ and can be equivalently written as

$$\mathbf{v}_{\text{RBM}}^* = \arg \max_{\mathbf{v}} \{ \mathcal{L}(\mathbf{v}) \mid \exists \boldsymbol{\lambda}_{\text{RBM}} \geq \mathbf{0} : \mathbf{1}^T \boldsymbol{\lambda}_{\text{RBM}} = 1, \mathbf{A}_S^{\text{RBM}} \boldsymbol{\lambda}_{\text{RBM}} = \mathbf{v}_S, \forall S \in \mathcal{S} \},$$

where the matrix $\mathbf{A}_S^{\text{RBM}}$ is of size $(n+1) \times (n+1)!$. Note that $\mathbf{A}_S^{\text{RBM}}$ has $(n+1)!$ columns, where each column represents a purchasing decision following a particular ranking under assortment S . In particular, each element of $\mathbf{A}_S^{\text{RBM}}$ can be written as $(\mathbf{A}_S^{\text{RBM}})_{i,\sigma} = \mathbb{I}[i = \arg \min_{j \in S^+} \sigma(j)]$, indicating whether alternative $i \in N^+$ is the most preferred product according to the ranking σ under assortment S . We further write \mathbf{A}^{RBM} as the vertical concatenation of matrices $\mathbf{A}_{S_1}^{\text{RBM}}, \dots,$ and $\mathbf{A}_{S_m}^{\text{RBM}}$. Note that both of the vectors $\mathbf{v}_{\text{CSM}}^*$ and $\mathbf{v}_{\text{RBM}}^*$, which depend on the estimated parameters of the corresponding model, are well-defined since the log-likelihood function \mathcal{L} under both models is strictly concave, i.e., the MLE framework leads to the unique solutions $\mathbf{v}_{\text{CSM}}^*$ and $\mathbf{v}_{\text{RBM}}^*$.

Next, we define two uncertainty sets

$$\begin{aligned} \mathcal{U}_{\text{CSM}} &\equiv \{ \boldsymbol{\lambda}_{\text{CSM}} \geq \mathbf{0} \mid \mathbf{A}^{\text{CSM}} \boldsymbol{\lambda}_{\text{CSM}} = \mathbf{v}_{\text{CSM}}^*, \mathbf{1}^T \boldsymbol{\lambda}_{\text{CSM}} = 1 \} \\ \mathcal{U}_{\text{RBM}} &\equiv \{ \boldsymbol{\lambda}_{\text{RBM}} \geq \mathbf{0} \mid \mathbf{A}^{\text{RBM}} \boldsymbol{\lambda}_{\text{RBM}} = \mathbf{v}_{\text{RBM}}^*, \mathbf{1}^T \boldsymbol{\lambda}_{\text{RBM}} = 1 \} \end{aligned}$$

for the concatenated choice probability vectors $\mathbf{v}_{\text{CSM}}^*$ and $\mathbf{v}_{\text{RBM}}^*$, respectively. The uncertainty set \mathcal{U}_{CSM} includes all of solutions to the MLE problem under the consideration set model. While $\mathbf{v}_{\text{CSM}}^*$ is uniquely defined, there can be multiple distributions $\boldsymbol{\lambda}_{\text{CSM}}$ over the consideration sets that satisfy $\mathbf{A}^{\text{CSM}} \boldsymbol{\lambda}_{\text{CSM}} = \mathbf{v}_{\text{CSM}}^*$ due to the possibility for \mathbf{A}^{CSM} to have a rank lower than 2^n , creating an under-determined system of the equations. Specifically, $\text{rank}(\mathbf{A}^{\text{CSM}})$ is bounded above by the minimum of $\{m(n+1), 2^n\}$, i.e., $\text{rank}(\mathbf{A}^{\text{CSM}}) \leq \min\{m(n+1), 2^n\}$ while $\boldsymbol{\lambda}_{\text{CSM}}$ is of length 2^n . Similarly, the uncertainty set \mathcal{U}_{RBM} includes all of the solutions to the MLE problem under the ranking-based model. Multiple ranking-based models, represented by the distribution $\boldsymbol{\lambda}_{\text{RBM}}$ over rankings, can meet the condition $\mathbf{A}^{\text{RBM}} \boldsymbol{\lambda}_{\text{RBM}} = \mathbf{v}_{\text{RBM}}^*$, as $\text{rank}(\mathbf{A}^{\text{RBM}}) \leq \min\{m(n+1), (n+1)!\}$ and $\boldsymbol{\lambda}_{\text{RBM}}$ is of length $(n+1)!$. Moreover, we have $m(n+1) \leq 2^n(n+1) < (n+1)!$ whenever $n \geq 4$. Hence, the linear system of equations $\mathbf{A}^{\text{RBM}} \boldsymbol{\lambda}_{\text{RBM}} = \mathbf{v}_{\text{RBM}}^*$ always remains under-determined, leading to the multiplicity of $\boldsymbol{\lambda}_{\text{RBM}}$ in the uncertainty set \mathcal{U}_{RBM} .

The multiplicity of the uncertainty set \mathcal{U}_{RBM} (or \mathcal{U}_{CSM}) can cause too much of variation when using the ranking-based model to make assortment decisions. While all ranking-based model from the set \mathcal{U}_{RBM} attain the same value of the in-sample likelihood function, there might be a very significant discrepancy in terms of how these models make out-of-sample choice and out-of-sample revenue predictions when the hold-out data consists of the assortments that do not appear in the training data, i.e., when predicting the revenue of an unseen assortment S such that $S \notin \mathcal{S}$.

To explore this, we incorporate the following two definitions under the ranking-based model:

$$\bar{R}_{\text{RBM}}(S) \equiv \max_{\lambda \in \mathcal{U}_{\text{RBM}}} \sum_{\sigma \in \Sigma} \lambda_{\sigma} \cdot \text{Rev}_{\sigma}(S) \quad \text{and} \quad \underline{R}_{\text{RBM}}(S) \equiv \min_{\lambda \in \mathcal{U}_{\text{RBM}}} \sum_{\sigma \in \Sigma} \lambda_{\sigma} \cdot \text{Rev}_{\sigma}(S),$$

where $\text{Rev}_{\sigma}(S) = \sum_{j \in N} r_j \cdot \mathbb{I}[j = \arg \min_{i \in S^+} \sigma(i)]$ is the revenue generated by the highest ranked product in the assortment S according to the ranking σ . It follows from those two definitions that $\bar{R}_{\text{RBM}}(S)$ and $\underline{R}_{\text{RBM}}(S)$ are the highest-possible (i.e., ‘*optimistic*’) and lowest-possible (i.e., ‘*pessimistic*’) revenue predictions under an unseen assortment $S \notin \mathcal{S}$, respectively, when relying on ranking-based models. In other words, when using the MLE approach to estimate a ranking-based model from sales transaction data, the predicted revenue that can be generated under an assortment S can be of any value between $\underline{R}_{\text{RBM}}(S)$ and $\bar{R}_{\text{RBM}}(S)$. The gap between those two quantities, defined as $\Delta_{\text{RBM}}(S) \equiv \bar{R}_{\text{RBM}}(S) - \underline{R}_{\text{RBM}}(S)$, leads to the variation of our revenue prediction. What is even more concerning is that, even with an increased amount of choice data under all possible assortments, there is no guarantee that we can close the gap between those two quantities $\underline{R}_{\text{RBM}}(S)$ and $\bar{R}_{\text{RBM}}(S)$. This argument follows because of the unidentifiability of the ranking-based model. It suggests that the uncertainty set \mathcal{U}_{RBM} could easily contain multiple solutions, leading to different values for $\underline{R}_{\text{RBM}}(S)$ and $\bar{R}_{\text{RBM}}(S)$ through the minimization and maximization over \mathcal{U}_{RBM} , respectively.

In contrast, the full identifiability of the consideration set model (Theorem 1) guarantees that when we have access to the choice data under a large enough number m of historical assortments, the uncertainty set \mathcal{U}_{CSM} would *only* consist of a single consideration set model, which would completely close the gap between the revenues predicted ‘optimistically’ and ‘pessimistically’. Similarly, we have the following definitions under the consideration set model:

$$\bar{R}_{\text{CSM}}(S) \equiv \max_{\lambda \in \mathcal{U}_{\text{CSM}}} \sum_{C \in \mathcal{C}} \lambda_C \cdot \text{Rev}_C(S) \quad \text{and} \quad \underline{R}_{\text{CSM}}(S) \equiv \min_{\lambda \in \mathcal{U}_{\text{CSM}}} \sum_{C \in \mathcal{C}} \lambda_C \cdot \text{Rev}_C(S).$$

In other words, Theorem 1 implies that as m increases, we have

$$\Delta_{\text{CSM}}(S) \equiv \bar{R}_{\text{CSM}}(S) - \underline{R}_{\text{CSM}}(S) \rightarrow 0. \tag{EC.21}$$

To this end, the full identifiability of the consideration set model leads to the uniqueness of the predicted revenue under each assortment, which can be a very useful property when making assortment decisions, as we will soon illustrate.

EC.6.2. Obtaining the Pessimistic and Optimistic Predictions of Revenue

Before empirically validating the Equation (EC.21) under the consideration set model on the real-world dataset, we first need to develop a methodology to compute $\overline{R}_{\text{CSM}}(S)$ and $\underline{R}_{\text{CSM}}(S)$ for any given assortment S . This is a challenging task because we have to optimize the expected revenue over all consideration set models that satisfy $\mathbf{A}^{\text{CSM}}\boldsymbol{\lambda}_{\text{CSM}} = \mathbf{v}_{\text{CSM}}^*$. In what follows, we show how to obtain a ‘pessimistically’ predicted revenue $\underline{R}_{\text{CSM}}(S)$ by a column generation method which is based on constraint generation principle in the dual space. Then, we can obtain $\overline{R}_{\text{CSM}}(S)$, $\underline{R}_{\text{RBM}}(S)$, and $\overline{R}_{\text{RBM}}(S)$ in a similar way but solving different subproblems (see Equation (EC.23) below).

First, let $S \notin \mathcal{S}$ be an arbitrary assortment. To simplify our notation in this subsection, we drop the superscript and subscript ‘CSM’ in \mathbf{A}^{CSM} and $\mathbf{v}_{\text{CSM}}^*$, respectively. Then, given the choice probability vector $\mathbf{v}^* = (\mathbf{v}_{i,S}^*)_{i \in N^+, S \in \mathcal{S}}$ that defines the uncertainty set \mathcal{U}_{CSM} , the ‘pessimistic’ revenue optimization problem $\underline{R}(S) = \min_{\boldsymbol{\lambda} \in \mathcal{U}_{\text{CSM}}} \sum_{C \in \mathcal{C}} \lambda_C \cdot \text{Rev}_C(S)$ is a linear program with 2^n variables and its dual problem can be written as

$$\begin{aligned} \underset{\boldsymbol{\alpha}, \beta}{\text{maximize}} \quad & \beta + \sum_{\tilde{S} \in \mathcal{S}} \sum_{i \in \tilde{S}^+} v_{i,\tilde{S}}^* \cdot \alpha_{i,\tilde{S}} \end{aligned} \tag{EC.22a}$$

$$\text{subject to} \quad \beta + \sum_{\tilde{S} \in \mathcal{S}} \sum_{i \in \tilde{S}^+} (\mathbf{A}_{\tilde{S}})_{i,C} \cdot \alpha_{i,\tilde{S}} \leq R_C(S), \quad \forall C \in \mathcal{C}. \tag{EC.22b}$$

where $(\mathbf{A}_{\tilde{S}})_{i,C}$ is defined in the same way as in Problem (EC.7).

It is worth noticing that the dual problem (EC.22) has $O(nm)$ variables and $O(2^n)$ constraints, i.e., while having a relatively smaller number of variables it has a larger number of constraints. Therefore, it is very natural to use the constraint generation method in this setting, where we add one constraint at a time and solve the dual problem (EC.22) iteratively until reaching the optimality. In what follows, we describe this approach in detail. Assume that in the current iteration, the constraints corresponding to the set $\overline{\mathcal{C}}$ of consideration sets have been added to the dual problem (EC.22) from the previous iterations. Let $D(\overline{\mathcal{C}})$ be the corresponding dual problem which is named as a *relaxed* dual problem. Then, we solve the problem $D(\overline{\mathcal{C}})$ and obtain its optimal solution $(\overline{\boldsymbol{\alpha}}, \overline{\beta})$. If there exists a consideration set C such that $\overline{\beta} + \sum_{\tilde{S} \in \mathcal{S}} \sum_{i \in \tilde{S}^+} (\mathbf{A}_{\tilde{S}})_{i,C} \cdot \overline{\alpha}_{i,\tilde{S}} > R_C(S)$, it means that the constraint (EC.22b) corresponding to C is violated. We thus add this violated constraint to $D(\overline{\mathcal{C}})$ by replacing $\overline{\mathcal{C}}$ with $\overline{\mathcal{C}}' = \overline{\mathcal{C}} \cup C$ and solving the problem $D(\overline{\mathcal{C}}')$ in the next iteration; otherwise, if $\overline{\beta} + \sum_{\tilde{S} \in \mathcal{S}} \sum_{i \in \tilde{S}^+} (\mathbf{A}_{\tilde{S}})_{i,C} \cdot \overline{\alpha}_{i,\tilde{S}} \leq R_C(S)$ for all consideration sets C , then we know that the optimal solution $(\overline{\boldsymbol{\alpha}}, \overline{\beta})$ of the relaxed dual problem $D(\overline{\mathcal{C}})$ is feasible to the dual problem (EC.22) and, hence, also optimal to the dual problem (EC.22). Note that this constraint generation approach guarantees that we obtain an optimal solution in a finite number of steps (Bertsimas and Tsitsiklis 1997).

The essence of the constraint generation approach lies in effectively identifying the violated constraint given the dual solution $(\bar{\alpha}, \bar{\beta})$. It means that we need to solve the following subproblem:

$$P^{\text{Rev-sub}}(\bar{\alpha}, \bar{\beta}) : \quad \max_{C \subseteq N} \left[\bar{\beta} + \sum_{\tilde{S} \in \mathcal{S}} \sum_{i \in \tilde{S}^+} (\mathbf{A}_{\tilde{S}})_{i,C} \cdot \bar{\alpha}_{i,\tilde{S}} - \text{Rev}_C(S) \right]. \quad (\text{EC.23})$$

Next, we let $Z(P^{\text{Rev-sub}}(\bar{\alpha}, \bar{\beta}))$ be the optimal objective value of the subproblem $P^{\text{Rev-sub}}(\bar{\alpha}, \bar{\beta})$ and let C^* be the optimal solution. Then, if $Z(P^{\text{Rev-sub}}(\bar{\alpha}, \bar{\beta})) > 0$, it means that the constraint (EC.22b) corresponding to the optimal solution C^* is violated and we thus add C^* to $\bar{\mathcal{C}}$; otherwise, if $Z(P^{\text{Rev-sub}}(\bar{\alpha}, \bar{\beta})) \leq 0$, then constraint (EC.22b) is satisfied for all $C \in \mathcal{C}$ and the current dual solution $(\bar{\alpha}, \bar{\beta})$ is already optimal to the dual problem (EC.22). At first glance, subproblem (EC.23) seems *more challenging* than the subproblem (EC.9) in the estimation problem because it also includes the revenue function $\text{Rev}_C(S)$. However, we observe that this revenue function can actually be merged into the summation in the objective (EC.23). In particular, if we let $S_0 = S$ be the assortment which was not part of the training data and let $\bar{\alpha}_{i,S_0} = -r_i$ for all $i \in N^+$, then the objective function of subproblem (EC.23) can be written as $\bar{\beta} + \sum_{\tilde{S} \in \mathcal{S} \cup \{S_0\}} \sum_{i \in \tilde{S}^+} (\mathbf{A}_{\tilde{S}})_{i,C} \cdot \bar{\alpha}_{i,\tilde{S}}$ which leads to the optimization problem which can be solved by the mixed-integer linear program (EC.10). Algorithm 1 summarizes the aforementioned constraint generation approach and leads to the ‘pessimistic’ revenue prediction $\underline{R}(S)$ under the assortment S .

Algorithm 1 Obtain the pessimistic revenue prediction $\underline{R}_{\text{CSM}}(S)$

Initialize $\bar{\mathcal{C}} \leftarrow \emptyset$ or warm-start $\bar{\mathcal{C}}$ from the MLE solution.

$(\bar{\alpha}, \beta) \leftarrow \arg \max_{\alpha, \beta} D(\bar{\mathcal{C}})$, where $D(\bar{\mathcal{C}})$ is the relaxed problem for Problem (EC.22).

while $Z(P^{\text{Rev-sub}}(\bar{\alpha}, \bar{\beta})) > 0$ **do**

$\bar{\mathcal{C}} \leftarrow \bar{\mathcal{C}} \cup C^*$, where $C^* \leftarrow \arg \max_{C \subseteq N} P^{\text{Rev-sub}}(\bar{\alpha}, \bar{\beta})$.

$(\bar{\alpha}, \beta) \leftarrow \arg \max_{\alpha, \beta} D(\bar{\mathcal{C}})$,

end while

The ‘optimistic’ prediction $\bar{R}(S)$ for the consideration set model can be calculated in a similar manner, but by altering various ‘+/-’ and ‘ \geq/\leq ’ signs. We omit its detailed description here due to space constraints. For the ranking-based model, a different MILP is required to solve the subproblem. For instance, when considering the ‘pessimistic’ prediction $\underline{R}_{\text{RBM}}(S)$, we can follow the same procedure outlined above up to Problem (EC.23). At this point, we need to solve the following subproblem instead:

$$\max_{\sigma \subseteq \Sigma} \left[\bar{\beta} + \sum_{\tilde{S} \in \mathcal{S}} \sum_{i \in \tilde{S}^+} (\mathbf{A}_{\tilde{S}})_{i,\sigma} \cdot \bar{\alpha}_{i,\tilde{S}} - \text{Rev}_{\sigma}(S) \right], \quad (\text{EC.24})$$

where $(\mathbf{A}_{\tilde{S}})_{i,\sigma}$ and $\text{Rev}_\sigma(S)$ are defined in Section EC.6.1 and Σ is the collection of all rankings over N^+ . Then, we can repeat the same trick, as we used above, to rewrite the objective function of the subproblem (EC.24) as $\bar{\beta} + \sum_{\tilde{S} \in \mathcal{S} \cup \{S_0\}} \sum_{i \in \tilde{S}^+} (\mathbf{A}_{\tilde{S}})_{i,\sigma} \cdot \bar{\alpha}_{i,\tilde{S}}$. Having this objective function, we can solve this subproblem by formulating it as an MILP which is referred to as Problem (12) in van Ryzin and Vulcano (2014).

EC.6.3. Numerical Results Based on the Frozen Pizza Category

In the following analysis, we use the IRI dataset to demonstrate the validity of the statement (EC.21) under the consideration set model as the number m of historical assortments increases. We focus on the transaction data from the *Frozen Pizza* category within the IRI dataset because this category represents a moderate scale in terms of the number of products and historical assortments. It is important to note that the transaction data is represented as $(\tau(S, i) : i \in S^+)_{S \in \mathcal{S}}$, where $\tau(S, i)$ is the number of times a product i was selected when the historical assortment $S \in \mathcal{S}$ was offered. Here, $\mathcal{S} = \{S_1, \dots, S_m\}$ denotes the set of historical assortments, essentially the assortments previously offered. As previously mentioned, the number of historical assortments m is crucial for the identifiability of the choice model since it influences the rank of matrices \mathbf{A}^{CSM} and \mathbf{A}^{RBM} . Additionally, the revenue r_i generated by each product $i \in N$ is calculated by averaging its selling price across all transactions.

To explore how the ‘pessimistic’ and ‘optimistic’ revenue predictions would change as we enrich the historical data with a broader set of historical assortments, we vary the subset of historical data used. This varying subset includes sales transaction data from a selected range of historical assortments, which we use to calibrate our models. More specifically, we define a particular subset of the data by $\mathcal{D}_{m'} \equiv (\{\tau(S_j, i) : i \in S_j^+\})_{j=1,2,\dots,m'}$ which is a subsample of the data restricted to m' historical assortments, for $m' \in \{1, 2, \dots, m\}$. We then determine the values of variables outlined in Section EC.6.1 using a corresponding subset $\mathcal{D}_{m'}$ of the dataset. For each m' , we first calibrate both the consideration set and the ranking-based models using the MLE method outlined above on $\mathcal{D}_{m'}$ to obtain $\mathbf{v}_{\text{CSM}}^*$ and $\mathbf{v}_{\text{RBM}}^*$. Subsequently, we solve the ‘pessimistic’ and ‘optimistic’ prediction problems to calculate $\underline{R}(S)$ and $\overline{R}(S)$ for each model.

Figure EC.3 illustrates the ‘pessimistic’ $\underline{R}(S)$ and ‘optimistic’ $\overline{R}(S)$ revenue predictions for an assortment as the number m' of historical assortments increases. We denote these as $\underline{R}(S; m')$ and $\overline{R}(S; m')$ to highlight the dependence of predicted revenues on m' . Our ground truth choice generation model is neither the consideration set model nor the ranking-based model, ensuring that neither has an advantage in predicting the revenue for an assortment S . Specifically, it is a mixed MNL model calibrated using the entire historical data \mathcal{D}_m and then we let S denote the optimal assortment S_{MMNL}^* that maximizes the revenue under the mixed MNL model. In theory,

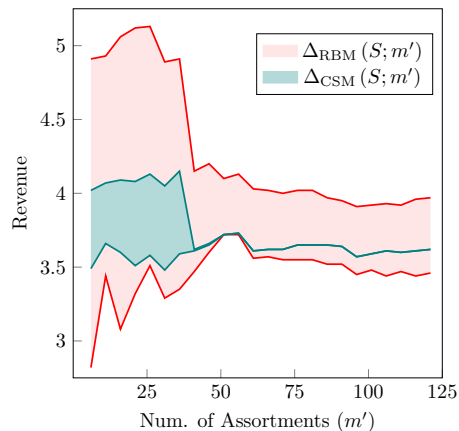


Figure EC.3 The ‘optimistic’ and the ‘pessimistic’ revenue predictions under the assortment S , that is optimal under the ground truth mixed MNL model, when using the consideration set and ranking-based models.

it can easily be the case that $S_{\text{MMNL}}^* \notin S$. Moreover, we empirically confirm that $S_{\text{MMNL}}^* \notin S$ in our case study. Note that focusing on a revenue prediction task under a specific assortment S that did not appear in the training data is not a limitation of this case study as our findings are robust to the specification of S . We also note that since $\mathcal{D}_{m'}$ consists of the sales transactions under the sequence of assortments $S_1, S_2, \dots, S_{m'}$, the way we order the historical assortments in \mathcal{S} affects the computed revenue predictions under the consideration set model $\underline{R}_{\text{CSM}}(S; m')$, $\overline{R}_{\text{CSM}}(S; m')$, and as well as the revenue predictions under the ranking-based model counterparts. For simplicity, we sort the historical assortments in \mathcal{S} in ascending order based on their cardinality. To show the robustness, we also compute the revenue predictions $\underline{R}(S; m')$ and $\overline{R}(S; m')$ under a different sequence of historical assortments in Figure EC.5 (see in Section EC.6.4.1) and obtain qualitatively the same results. Additionally, note that both the ‘pessimistic’ and ‘optimistic’ revenue predictions, $\underline{R}(S; m')$ and $\overline{R}(S; m')$, remain the same across any sequence of historical assortments when $m' = m$.

Figure EC.3 shows four lines representing four revenue predictions under an assortment S , with two green lines corresponding to the ‘pessimistic’ and ‘optimistic’ predictions under the consideration set model (those two lines are in the middle of the plot) and two red lines corresponding to those under the ranking-based model. For each model, the upper and lower bounds of the shaded areas represent the ‘optimistically’ predicted revenue $\overline{R}(S)$ and ‘pessimistically’ predicted revenue $\underline{R}(S)$, respectively. It is not surprising that these bounds visually exhibit zigzag patterns and are non-monotonic because each predicted revenue depends on a subsample of the sales transactions data $\mathcal{D}_{m'}$. As we add additional sales data corresponding to an additional assortment, the vectors $\mathbf{v}_{\text{CSM}}^*$ and $\mathbf{v}_{\text{RBM}}^*$ - random vectors computed based on a subsample of the sales data $\mathcal{D}_{m'}$ - are updated, which affects the basis for constructing the uncertainty sets and thus contributes to the non-monotonic behavior of those revenue predictions.

Next, we notice that the gap between the optimistic and pessimistic predictions under the ranking-based model, $\Delta_{\text{RBM}}(S; m') \equiv \overline{R}_{\text{RBM}}(S; m') - \underline{R}_{\text{RBM}}(S; m')$, is much larger than the gap $\Delta_{\text{CSM}}(S; m')$ under the consideration set model, for all $m' \leq m$ in Figure EC.3. This is not surprising since the class of the ranking-based models is broader than that of the consideration set models, allowing the former model to exhibit greater variation in expected revenue when maximizing the likelihood function. Both models significantly reduce their gaps when $m' = 40$, and the consideration set model completely closes the revenue gap $\Delta_{\text{CSM}}(S; m')$ when $m' = 50$, while a slight gap persists when m' varies from 40 to 50. In contrast, the ranking-based model fails to close the gap at $m' = 50$ and no further improvement is observed even when using all the historical sales transactions data, i.e., at $m' = 121$, which corresponds to the number of historical assortments in the training data. The gap has value approximately 0.5 at $m' = 121$, being about 12% of the ‘optimistic’ revenue prediction under the ranking-based model. This gap could significantly influence assortment decisions. For instance, we could obtain two different solutions to the MLE problem where the first solution could maximize the likelihood function and correctly identify S as the optimal assortment that maximizes revenue, aligning with the ground truth mixed MNL model. However, upon evaluating the second solution, which also maximizes the likelihood function, we might find that S is not the optimal assortment and we could also notice that the expected revenue under this second solution is 12% lower than under the former solution, leading us to potentially decide against offering the ‘truly optimal’ assortment S to our customers.

To further investigate how the gaps $\Delta_{\text{CSM}}(S)$ and $\Delta_{\text{RBM}}(S)$ affect the assortment decisions, we first set up the following experiment when focusing on the consideration set model. We let $\overline{S}_{\text{CSM}}$ and $\underline{S}_{\text{CSM}}$ denote the optimal assortments that maximize the expected revenues $\overline{R}_{\text{CSM}}(S; m')$ and $\underline{R}_{\text{CSM}}(S; m')$, respectively. Assuming that the mixed MNL model is our ground truth choice model, we evaluate the revenue performance of the aforementioned assortments, $\overline{S}_{\text{CSM}}$ and $\underline{S}_{\text{CSM}}$, using a mixed MNL model estimated from the complete training dataset \mathcal{D}_m . The left panel in Figure EC.4 shows the revenue performance of the assortments $\overline{S}_{\text{CSM}}$ and $\underline{S}_{\text{CSM}}$ under the calibrated ground truth mixed MNL model. Although both assortments are considered ‘optimal’ within their respective parameterizations of the consideration set models, where both parameterizations attain the same optimal value of the likelihood function, their revenue performances differ significantly. For instance, when $m' = 25$, assortment $\overline{S}_{\text{CSM}}$ significantly underperforms, achieving expected revenue of only $0.3R^*$, where $R^* = 3.7$ is the performance of the optimal assortment S_{MMNL}^* under the mixed MNL model. In contrast, $\underline{S}_{\text{CSM}}$ nearly reaches optimal performance at the same m' . As the number of historical assortments in the dataset increases, the performances of the two assortments begin to converge and stabilize after $m' = 50$, coinciding with the point where $\underline{R}_{\text{CSM}}(S; m')$ and $\overline{R}_{\text{CSM}}(S; m')$ converge in Figure EC.3.

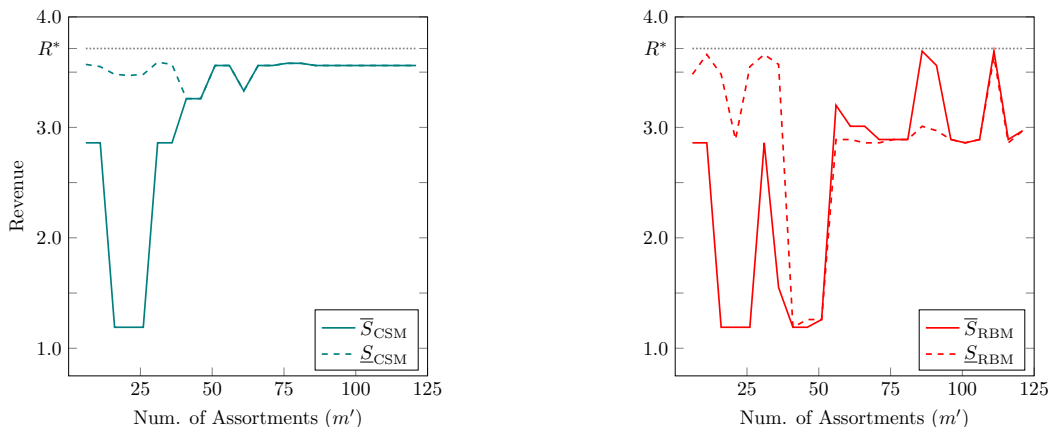


Figure EC.4 The revenue performance under the ground truth mixed MNL of the assortments that maximize the ‘optimistic’ and ‘pessimistic’ expected revenues. In the left and right panels we focus on the consideration set model and ranking-based model, respectively.

Finally, we perform a similar analysis under the ranking-based model, where we define two optimal assortments, \bar{S}_{RBM} and $\underline{S}_{\text{RBM}}$, in the same way as their aforementioned counterparts \bar{S}_{CSM} and $\underline{S}_{\text{CSM}}$ under the consideration set model. As before, we evaluate the revenue performance of these assortments assuming the ground truth mixed MNL, which was estimated using all of the historical data. We report the performance of the two assortments in the right panel of Figure EC.4. As with the consideration set model, the two assortments \bar{S}_{RBM} and $\underline{S}_{\text{RBM}}$ exhibit distinctive revenue performances at $m' = 25$. However, unlike the consideration set model, increasing m' does not stabilize their performances; instead, their performances fluctuate between 3.0 and the optimal revenue $R^* = 3.7$. At $m' = m$, when we use all of the training data to calibrate the models, the assortments obtained using the ranking-based model are roughly 10% less effective than those obtained using the consideration set model, even though the assortment \bar{S}_{RBM} leads to the revenue, which is optimal under the ground truth mixed MNL model, at $m' = 85$. By comparing Figures EC.3 and EC.4, we can see that the uncertainty in predicting the expected revenue under different assortments can significantly influence downstream assortment decisions.

EC.6.3.1. Discussion. Before concluding this section, we offer three additional observations. First, the two panels in Figure EC.4 illustrate a *bias-variance tradeoff*, a well-established concept in statistics and machine learning with respect to the performance of predictive models (Hastie et al. 2009). The consideration set model, being a more constrained class of choice models and a special case of the ranking-based and the mixed MNL models, exhibits less variance in its assortment’s revenue performance. However, it does not achieve full optimality R^* , as evidenced by the noticeable suboptimality gap between the revenues of \bar{S}_{CSM} (or $\underline{S}_{\text{CSM}}$) and the optimal revenue R^* in Figure EC.4. This indicates the model’s inherent bias. Conversely, the ranking-based model,

representing a broader class of choice models, shows greater variance in its assortment’s revenue performance. Yet, it manages to achieve the revenue, that is optimal under the ground truth mixed MNL model, in certain instances, such as when $m' = 85$ or $m' = 115$, which is not surprising given that the class of the ranking-based models is equivalent to the class of the mixed MNL models.

Second, the findings discussed in this section are not designed to undermine the usage of the ranking-based model overall. In fact, other methods can leverage its flexibility while reducing uncertainty in the assortment’s revenue performance. One strategy is to rely on robust assortment optimization (Sturt 2021), where the goal is to maximize the worst-case revenue by solving the max-min problem, i.e., $\max_S \underline{R}(S)$. Another method involves limiting the degrees of freedom in the class of ranking-based models and using cross-validation during the model estimation. However, these adjustments tend to be computationally intensive and not always computationally tractable.

Finally, recall that we used the mixed MNL model as our ground truth model to evaluate the revenue performance of the assortments generated by both the consideration set and the ranking-based models. One might question whether the mixed MNL model is the right ground truth model. To address this concern, in Appendix EC.6.4.2, we show the robustness of our results when we conduct an experiment based on synthetic data.

EC.6.4. Supplementary Results

In what follows, we provide the additional numerical results that supplement Section EC.6.3.

EC.6.4.1. Robustness to the Ordering of Historical Assortments. We first perform a robustness check to determine if the ordering of historical assortments in \mathcal{S} significantly influences the convergence of $\Delta_{\text{CSM}}(S; m')$ and $\Delta_{\text{RBM}}(S; m')$ as illustrated in Figure EC.3. Instead of ordering the historical assortments by their cardinality as shown in Figure EC.3, we order them chronologically, based on their first occurrence in the dataset. For instance, $S_1 \in \mathcal{S}$ represents the first historical assortment recorded in our dataset, while $S_m \in \mathcal{S}$ is the most recent.

Figure EC.5 displays the gaps $\Delta_{\text{CSM}}(S; m')$ and $\Delta_{\text{RBM}}(S; m')$ for the consideration set model and the ranking-based model, respectively. By comparing Figures EC.3 and EC.5, we observe that the convergence patterns of the two gaps in both figures are similar. Notably, the gap $\Delta_{\text{RBM}}(S; m')$ for the ranking-based model is significantly larger than the gap $\Delta_{\text{CSM}}(S; m')$ for the consideration set model. In both figures, the latter gap $\Delta_{\text{CSM}}(S; m')$ converges to zero around $m' = 50$, while the former gap $\Delta_{\text{RBM}}(S; m')$ does not converge even when $m' = |\mathcal{S}|$. Additionally, when $m' \geq 80$, the two gaps appear nearly identical in both figures, with $\underline{R}_{\text{RBM}}(S) \approx 3.5$ and $\bar{R}_{\text{CSM}}(S) \approx 4.0$, and $\underline{R}_{\text{CSM}}(S) = \bar{R}_{\text{CSM}}(S) \approx 3.6$. When $\bar{m} \leq 60$, there are differences in the gaps between the two figures; for example, when $\bar{m} \leq 20$, the gaps in Figure EC.3 are larger than those in Figure EC.5. However, the consistent finding across both figures is that the consideration set model shows less variance in its revenue predictions for $S = S_{\text{MMNL}}^* \notin \mathcal{S}$ compared to the ranking-based model.

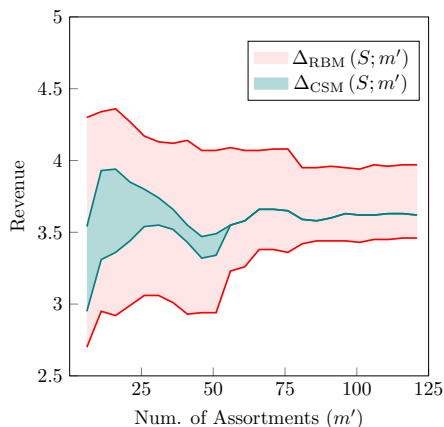


Figure EC.5 The optimistic and the pessimistic predictions of the revenue of S_{MMNL}^* under the estimated CSM and RBM models when the historical assortments are ordered according to their appearance in the data.

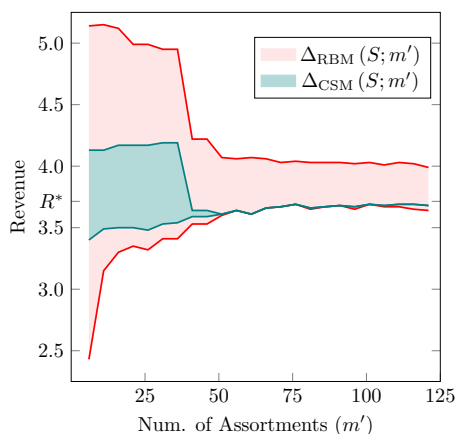


Figure EC.6 The optimistic and the pessimistic predicted revenues of S_{MMNL}^* based on the synthetic data

EC.6.4.2. Synthetic Experiment As mentioned at the end of Section EC.6.3, in this section, we conduct the analyses where we explicitly define a ground truth model to generate the sales data. Specifically, we designate the previously estimated mixed MNL model as this ground truth. For each historical assortment $S \in \mathcal{S}$ we see in the dataset, we generate 1000 synthetic transactions according to the distribution $\mathbb{P}^{\text{MMNL}}(\cdot | S)$. Using this synthetic dataset \mathcal{D}^{syn} , we conduct our numerical analysis again in the same way as in Section EC.6.3.

Figure EC.6 illustrates the convergence of $\Delta_{\text{CSM}}(S; m')$ and $\Delta_{\text{RBM}}(S; m')$, showing a pattern similar to that seen in Figure EC.3. The consideration set model exhibits less variance in its revenue prediction for assortment $S = S_{\text{MMNL}}^*$, which is the optimal assortment under the ground truth model. Once again, by $m' = 50$, the gap $\Delta_{\text{CSM}}(S; m')$ of the consideration set model converges to zero, whereas the gap $\Delta_{\text{RBM}}(S; m')$ of the ranking-based model remains substantial, even when $m' = |\mathcal{S}|$. Comparing Figures EC.3 and EC.6, the latter displays smoother trajectories for $\underline{R}(S; m')$

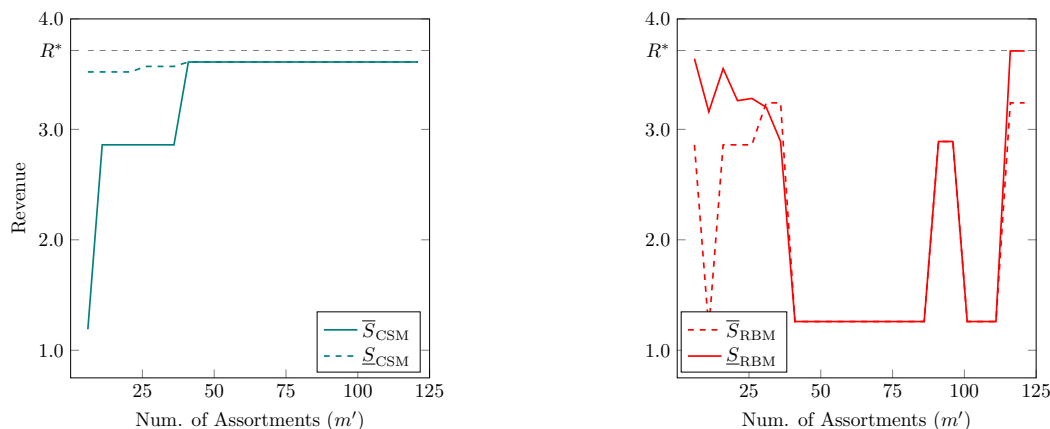


Figure EC.7 The performance of optimal assortments generated by the optimistic and pessimistic prediction based on synthetic data.

and $\bar{R}(S; m')$ in both the ranking-based and consideration set models as m' increases, which is expected. When using real-world transactions as in Section EC.6.3, consumer purchasing decisions may not always align with RUM-class choice models, leading to more variable data calibration outcomes.

Following the notation in the previous section, we denote \bar{S}_{CSM} and $\underline{S}_{\text{CSM}}$ as the optimal assortments obtained from the consideration set models when optimizing $\bar{R}_{\text{CSM}}(S; m')$ and $\underline{R}_{\text{CSM}}(S; m')$, respectively. The left panel in Figure EC.7 depicts the revenue performance of these two assortments under the ground truth model as the dataset size increases. Mirroring the observations in the left panel of Figure EC.4, the performance of those two assortments converges around $m' = 50$ and remains close to optimal thereafter, with no further performance fluctuations. However, neither assortment achieves optimality. The dashed horizontal line in Figure EC.7 indicates the optimal revenue. We also denote \bar{S}_{RBM} and $\underline{S}_{\text{RBM}}$ as the optimal assortments from the ranking-based models that optimize $\bar{R}_{\text{RBM}}(S; m')$ and $\underline{R}_{\text{RBM}}(S; m')$, respectively. The right panel in Figure EC.7 shows the revenue performance of these assortments under the ground truth model. Echoing the right panel in Figure EC.4, the performance of these two assortments exhibits considerable variance, ranging from 1.26 to 3.715, which represents the optimal revenue. Comparing both panels in Figure EC.7, we again observe a consistent bias-variance tradeoff: the consideration set model, while biased, offers more stable assortment performance, whereas the ranking-based model, though capable of achieving optimal assortment in some cases, suffers from high variance in performance.