

Deep Machine Learning in Cosmology: Evolution or Revolution?

Ofer Lahav¹

²Department of Physics and Astronomy, University College London, London WC1E 6BT, UK

Abstract. Could Machine Learning (ML) make fundamental discoveries and tackle unsolved problems in Cosmology? Detailed observations of the present contents of the universe are consistent with the Cosmological Constant Λ & Cold Dark Matter model, subject to some unresolved inconsistencies ('tensions') among observations of the Hubble Constant and the clumpiness factor. To understand these issues further, large surveys of billions of galaxies and other probes require new statistical approaches. In recent years the power of ML, and in particular 'Deep Learning', has been demonstrated for object classification, photometric redshifts, anomaly detection, enhanced simulations, and inference of cosmological parameters. It is argued that the more traditional 'shallow learning' (i.e. with pre-processing feature extraction) is actually quite deep, as it brings in human knowledge, while 'deep learning' might be perceived as a black box, unless supplemented by explainability tools. The 'killer applications' of ML for Cosmology are still to come. New ways to train the next generation of scientists for the Data Intensive Science challenges ahead are also discussed. Finally, the chatbot ChatGPT is challenged to address the question posed in this article's title. †

Keywords. methods: data analysis – methods: statistical – techniques: galaxies

1. Introduction

The exponential growth of Astronomical data is remarkable: for example, from samples of thousands and tens of thousands of galaxies in the 1980s (CfA, IRAS) to millions of galaxies in the 1990s and early 2000s (2dF, SDSS, BOSS), to 300 million galaxies at present (DES), and to billions of galaxies in new surveys (Rubin-LSST, Euclid) which will start in 2023-24. The data acquisition rate, number of galaxies, cost and number of researchers are given in Figure 1 below for some of the surveys.

The other revolution, across the whole of science and technology, is in the developments of Artificial Intelligence (AI) and Machine Learning (ML). Terminology-wise, ML is a subset of AI, and Deep Learning (DL) is a new approach within ML (see Figure 2). AI & ML in Astronomy is a very busy field now, with many papers published weekly, beyond what can be shown in a short presentation. I am taking the liberty to present here work over the years with my PhD students and Post-docs, and to use these as examples for a general discussion of AI & ML in Astronomy and beyond. While the application of ML in Astronomy is very common these days, there are open issues to what extent they are 'black boxes', the connection to traditional statistics and how to implement these methods. For recent comprehensive reviews see Baron (2019) on applications of ML to Astronomy, Carleo et al. (2019) on ML across the Physical Sciences, and Huertas-Company & Lanusse (2022), on DL for galaxy surveys, with applications for object classification, galaxy properties, discovery, emulation of simulations and inference.

The outline of this article is as follows. The status of the Λ & Cold Dark Matter (Λ CDM) model is reviewed in the context of present and future galaxy surveys, that will chart billions

† This article is based on presentations of the Royal Astronomical Society George Darwin Lecture (2020), a plenary talk at the IAU Symposium 368 held in South Korea (2022) and a talk at the workshop 'Unsolved Problems in Astrophysics and Cosmology' at the Hebrew University (2022) .

Survey	Data per night/day	Galaxies	Cost	Scientists
DES	1 TeraB	~300 Million (all observed)	~\$70M	~400
DESI	40 GigaB	~35 Million (12M observed)	~\$70M	~600
Rubin-LSST	15 TeraB	~Billions	~\$1.0B	~1000
Euclid	850 GigaB	~Billions	~\$1.5B	~1500
SKA	1 PetaB	~Billions	~\$1.3B	~1000

Figure 1. Examples of galaxy surveys: data rates, number of galaxies, financial resources and human capital. DES observations are complete, DESI is collecting data, and Rubin-LSST, Euclid and SKA will be operating coming years.

of galaxies. Examples of AI & ML in Cosmology and Astrophysics are presented: (i) Object classification; (ii) Photometric redshifts; and (iii) Dark matter mapping and (iv) Simulation-based inference of the masses of the Milky Way and Andromeda and of cosmological parameters. The training of the next generation of astronomers as data scientists and the outlook for AI&ML in Astronomy is reviewed, with the example of UCL’s Centre for Doctoral Training (CDT) in Data Intensive Science (DIS).

2. Background: the status of the cosmological model

Recent years have witnessed success after success of Einstein’s General Relativity: from the measurement of a Cosmological Constant Λ (or its variants) to the detection of Gravitational Waves (GW) moving at the speed of light (LIGO collaboration 2017a). In more detail, recent cosmological measurements strongly favour a ‘concordance’ model in which the present-time universe is flat and contains approximately 5% baryons, 25% cold dark matter and 70% dark energy, with a small contribution from massive neutrinos (e.g. Planck collaboration 2018; Dark Energy Survey collaboration 2021; Lahav & Liddle 2022 for a review). The modern observational evidence for dark energy is attributed to Supernovae Ia surveys in the late 1990s (Perlmutter et al. 1999; Riess et al. 1998), with subsequent support from other observational probes, although there was already growing evidence for it in the previous decade. The concept of dark energy is a variant on Einstein’s cosmological constant, Λ , and the proposition for a Λ -like linear force can be traced back to Newton’s Principia (e.g. Calder and Lahav 2008). This Λ CDM paradigm and its extensions pose fundamental questions about the origins of the universe. Commonly,

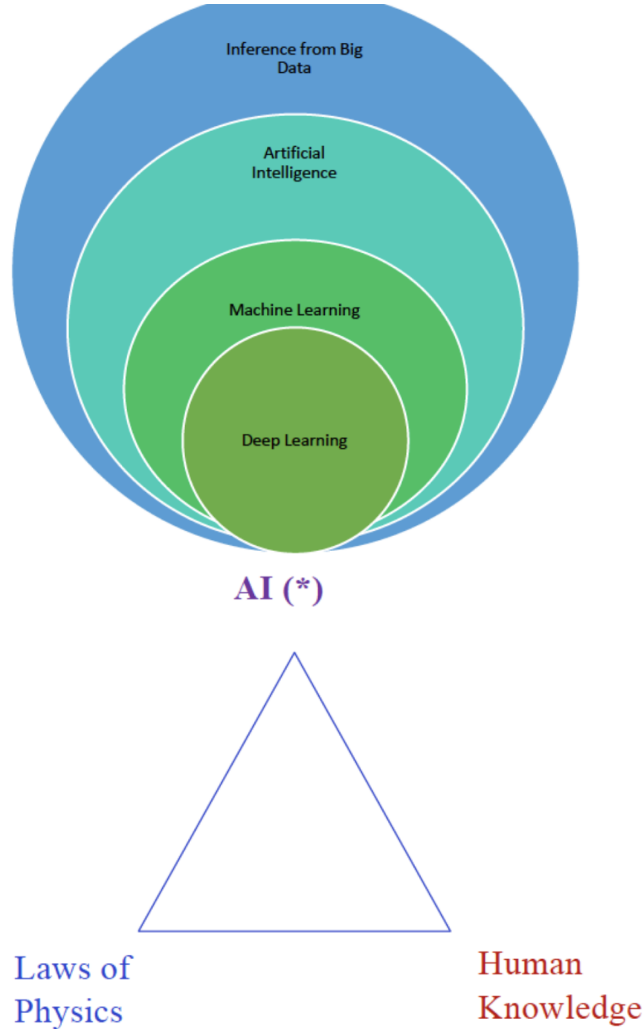


Figure 2. Top: The relationship between sub-fields: Statistical Inference, Artificial Intelligence, Machine Learning and Deep Learning, Bottom: the interplay between (1) 'objective' laws of Physics (2) current Human knowledge and (3) Augmented Intelligence that could update human knowledge based on new data.

dark energy is quantified by an equation of state parameter w , which is the ratio of pressure to density, $w = P/\rho$. The case $w = -1$ corresponds exactly to Einstein's Cosmological Constant in General Relativity. But w may vary with cosmic epoch, e.g. in the case of scalar fields.

Essentially w affects both the geometry of the universe and the growth rate of structures. These effects can be observed via a range of cosmological probes, including the Cosmic Microwave Background (CMB), galaxy clustering, clusters of galaxies, weak gravitational lensing and Supernovae Ia. For example, Supernovae Ia act as 'standard candles', while Baryonic Acoustic Oscillations (BAO) serve as 'standard rulers'. The current cosmological model, Λ CDM, has been spectacularly successful in fitting most of the observations. However, there is tension, at about 4σ , between the Hubble Constant $H_0 = 67.4 \pm 0.5$ km/sec/Mpc from CMB measurements

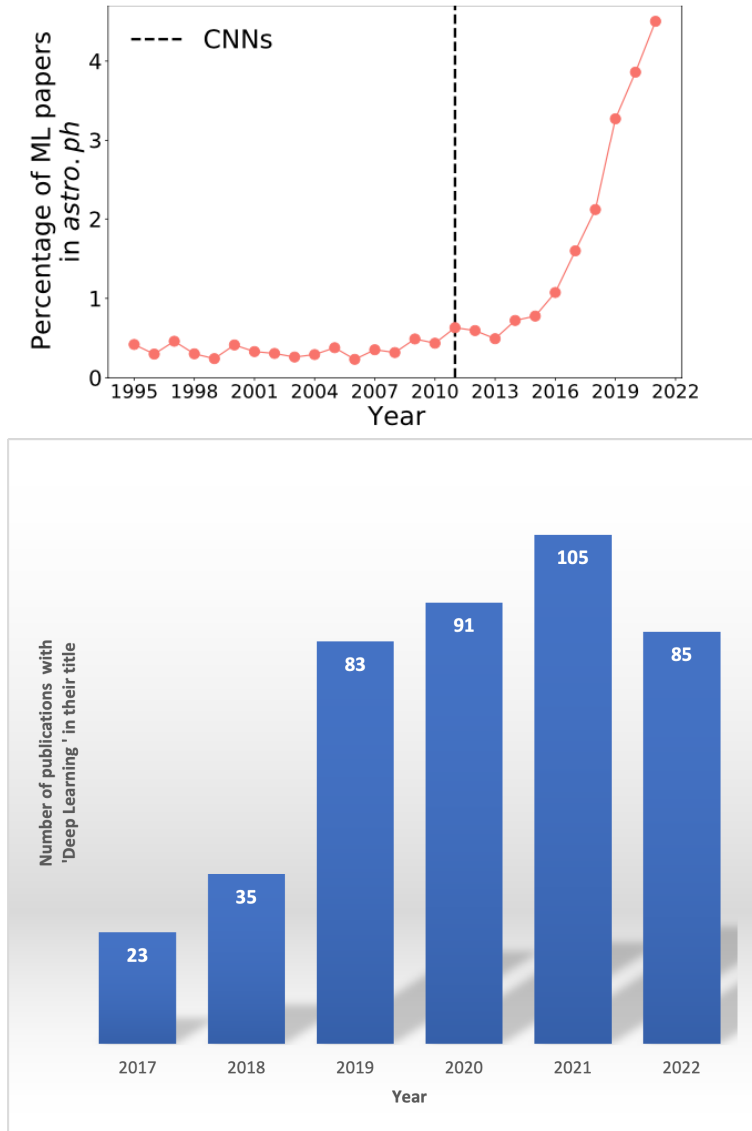


Figure 3. Top: The percentage of papers on astro-ph (arXiv.org) that report on at least one type of ML technique in the title or abstract. Some papers on ML for Astronomy appeared already prior to 1995 (see the text). The vertical line indicates the popularisation of Convolutional Neural Networks. Credit: D. Piras, PhD thesis (CDT-DIS/UCL). Bottom: The papers on astro-ph arXiv per year with ‘Deep Learning’ in their title.

(Planck collaboration 2018) and that measured locally $H_0 = 73.2 \pm 1.3$ km/sec/Mpc (Riess et al. 2021), that could force us to reconsider the standard Λ CDM model (for review see Shah et al. 2021). Unknown systematic errors might be the cause of this tension, and so we are in need of an independent probe of H_0 (e.g. gravitational wave ‘bright’ and ‘dark’ sirens) to confirm whether our model of the universe is in trouble. There is also tension, of about 2σ in the clumpiness parameter S_8 , in the sense that the mass fluctuations measured by weak lensing in

three different surveys seem a bit ‘smoother’ than what is measured by the Planck CMB. Could Machine Learning help to tackle these problems in Cosmology? Some challenges and examples of ML applications are discussed below.

As an example of one of the surveys we highlight now the Dark Energy Survey (DES), in which I have been involved since 2004. DES completed in 2019 six observing seasons, over 758 nights. DES has used a wide-field camera on the 4m Blanco Telescope in Chile to image 5000 sq deg of the sky in five filters. The survey has generated a catalogue of 300 million galaxies with photometric redshifts and 100 million stars. In addition, a time-domain survey search over 27 sq deg has yielded a sample of thousands of Type Ia supernovae and other transients. The DES collaboration (2021) has measured $w = -1.03 \pm 0.03$ (68% CL) (using DES weak lensing & galaxy clustering combined with Planck and other probes, consistent with Einstein’s Cosmological Constant. DES has also yielded unexpected science, including the discovery of distant objects in the Solar System, dwarf galaxies of the Milky Way, high-redshift Quasars and the detection of an optical flash from the LIGO Gravitational Wave Binary Neutron Star event GW170817. The story of DES, from an idea in 2003 through construction and observations to the first results in 2019 is described in the DES book (eds. Lahav et al. 2020).

The science of the next generation of surveys, ‘Stage IV’ (Rubin-LSST, DESI, Euclid, Roman-WFIRST) is even more ambitious. An intriguing question is “when to stop?” to measure cosmological parameters such as w (e.g. Lahav & Silk 2021). The short answer is that it depends what are the alternative theories. There is of course merit in increasing accuracy and precision of the measurements, which may reveal unexpected results. Detecting deviations from Λ CDM and measuring the neutrino mass would potentially be landmark measurements for the whole of Physics.

3. Deep vs. Shallow Learning

Astrophysics, High Energy Physics and essentially all fields in Science, Technology and Medicine are undergoing an ‘industrial revolution’, with huge data sets and complex models. For example, the above mentioned galaxy surveys will catalogue billions of galaxies over the coming decade. Similarly, Particle Physics experiments, e.g. at CERN, generate gigantic data sets. Such data sets call for an entirely new approach for data analysis. Fortunately, powerful methods have been invented by statisticians and computer scientists, and they are widely applied across different fields. In particular, ML techniques have gained a lot of popularity in recent years. Commonly used approaches are e.g. Artificial Neural Networks (ANN, see e.g. Figure 7), Boosted Decision Trees (BDT), and Support Vector Machines (SVM). See Various methods implemented e.g. in packages such as Scikit-Learn[†] and TensorFlow[‡]. A major breakthrough of recent years in ML is ‘Deep Learning’ (DL), see e.g. Le Cun et al. (2015) and Goodfellow et al (2016). Rather than pre-processing to perform feature extraction first. For example, some DL algorithms implement a cascade of multiple layers (‘filters’), which allow the full data to ‘speak for themselves’ (see e.g. Figure 5). DL can be used for both supervised and unsupervised learning. A popular implementation of DL is Convolutional Neural Networks (CNN). DL is certainly a major new trend in Astrophysics (Figure 3), with an increase from 23 papers with DL in their titles in 2017, to 105 in 2021. An example of a novel DL application is the detection of strong gravitational lensing (Metcalf et al. 2019), where CNN wins over visual inspection and other ML algorithms.

While the performance of DL methods is impressive, it is still important to understand the DL algorithms, not to use them as just ‘black boxes’. This can be done by running the ML algorithms through toy models, as well using *explainability* and *interpretability* tools (see below). We also argue that the traditional pre-processing of feature extraction in ML is not at all ‘shallow’. A lot of human knowledge of Physics and Astronomy has influenced the choice of such features.

[†] <http://scikit-learn.org/stable/>

[‡] <https://www.tensorflow.org/>

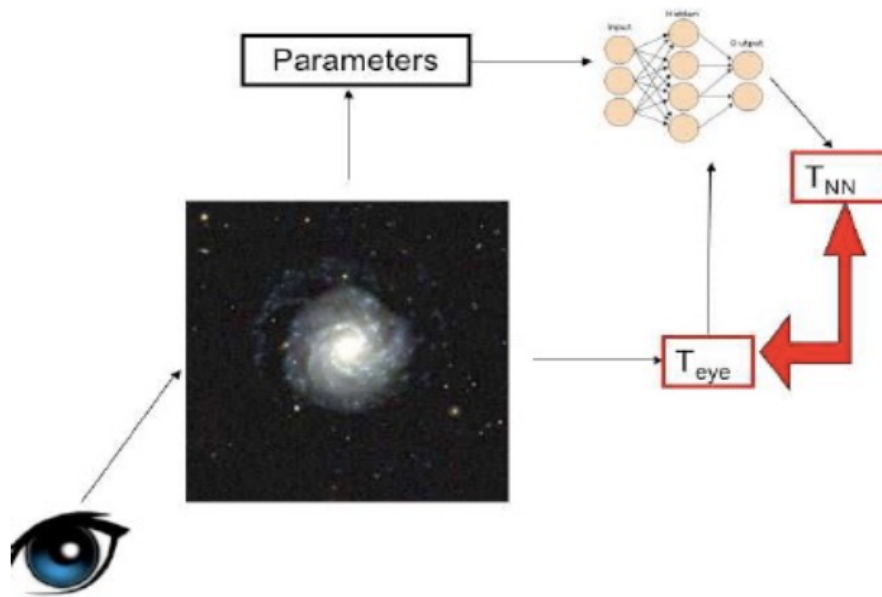


Figure 4. An illustration of supervised learning with Artificial Neural Networks for galaxy classification. The classification of a training set is done by visual inspection of the entire image, while the training and testing only use a dozen or so features extracted by pre-processing from the galaxy images. Graphics Credit: M. Banerji et al. (2010).

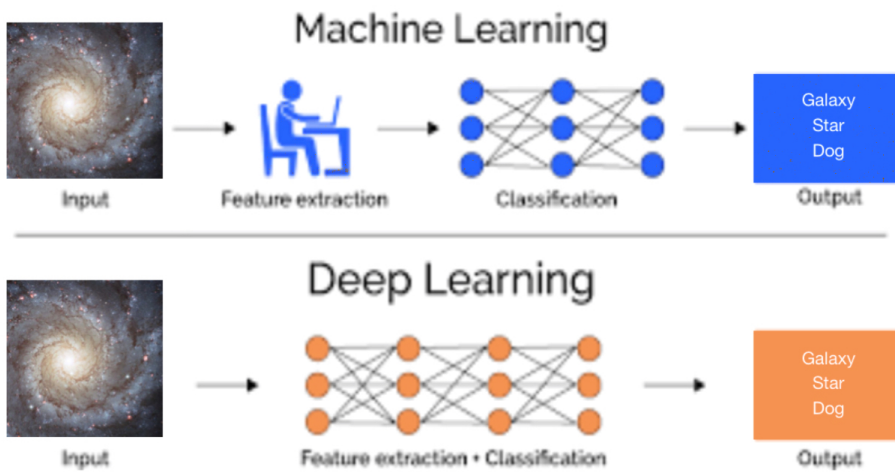


Figure 5. Contrasting ‘Shallow Learning’ (based on pre-processing feature extraction) with ‘Deep Learning’. Graphics credit: S. M. Lahav, based on Wikipedia

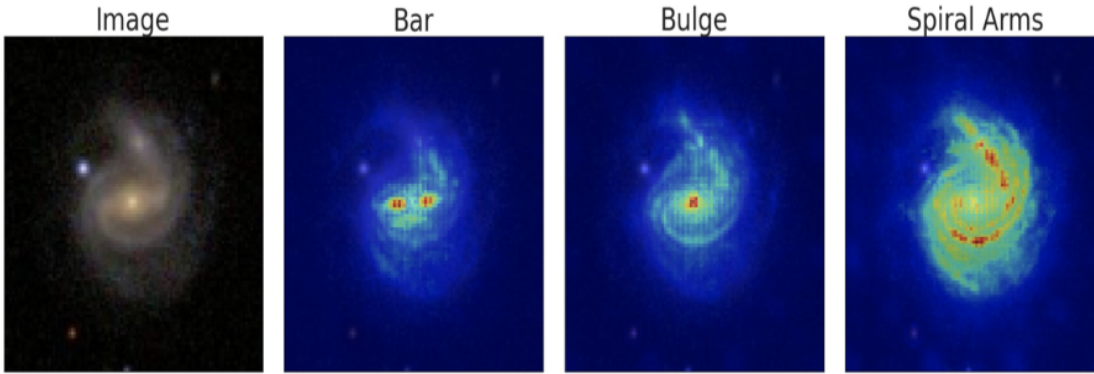


Figure 6. Example of explainable AI: The three saliency maps for the galaxy image on the left that indicate the sensitivity of each pixel to the visually-classified features (bar, bulge and spiral arms), using an Explainable AI tool (Bhambra et al. 2022).

4. Object classification

Starting with a personal remark, I got interested in ML in the early 1990s, while at the Institute of Astronomy in Cambridge. I discussed with colleagues the possibility that computers, rather than humans, would classify galaxies. A chance encounter with a book about ANN was followed by work with Michael Storrie-Lombardi and Laerte Sodre, and later by the PhD work of Avi Naim (Storrie-Lombardi et al.1992; Lahav et al. 1995, Naim et al. 1995). We defined an experiment of asking 6 classification ‘gurus’ to label 840 galaxy images (scanned by the Cambridge Automatic Plate Measuring machine). An ANN was then trained to use a dozen or so features to predict the de Vaucouleurs’ T-system of 15 types. The ANN reproduced the classification to within 2 types. This work was outside the main-stream at the time, but was later extended for classification of the Galaxy Zoo (e.g. Banerji et al. 2010, Walmsley et al. 2020). It is an interesting question what features in the full image make the human decide on what type or another. A step towards this is by Explainable AI tools, such as SmoothGrad. Bhambra et al. (2022) have illustrated this by deriving saliency maps (see Figure 6), by calculating in each pixel the smoothed gradient of the visually-classified T-type with respect to the pixel intensity (bypassing the internal architecture of the algorithm).

Another important area is the classification of galaxy spectra. Examples include Principal Component Analysis (e.g. Madgwick et al. 2003) and information theory measures such as Entropy and Relative Entropy (Slonim et al. 2000; Ferreras et al. 2022). Most methods show that the information content of a spectrum with thousands of bins can be compressed by a factor of 100 or so. It remains to be seen if advanced ML methods can unveil more information.

Classification can also be done in the time domain. For example, Lochner et al. (2016) have shown, using DES simulated light curves of Supernovae (SN) Type Ia how to extract features (using SALT2, parametric models and Wavelet) from SN light curves and to use five ML methods (Naïve Bayes, K Nearest-Neighbours, Support Vector Machine, ANN and Boosted Decision Trees) to classify them. Using the area under the curve (AUC) they have found for example that Wavelet feature extraction with the BDTs algorithm, give an AUC of 0.98, where 1 represents perfect classification. This has evolved into the SNMachine software package, to be used by Rubin-LSST, expected to detect millions of supernovae in 10 years of observations. Another example is the ML search for core collapse supernovae in gravitational wave data (Iess et al. 2023).

di

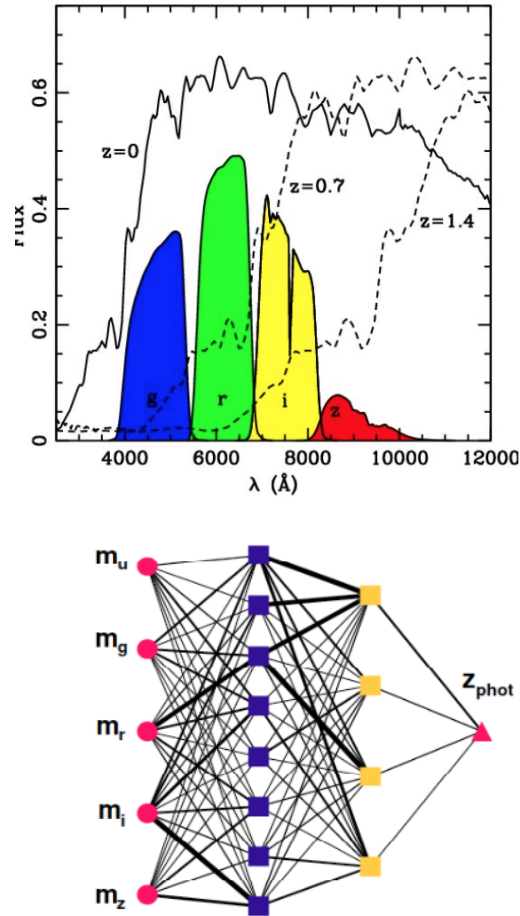


Figure 7. Top: A typical galaxy spectrum (flux against wavelength) at three different redshifts, as samples by four filters g, r, i, z . Graphics credit: Wikipedia. Bottom: An Artificial Neural Network configuration with 5 magnitudes (one per filter) and the redshift as output. Graphics credit: Sadeh et al. (2016).

5. Photometric redshifts

Measuring the distance to galaxies is essential for cosmological studies such as galaxy clustering or weak gravitational lensing. Ideally, one would like to have a spectroscopic redshift for each galaxy. In reality, getting spectra requires long exposure times, so instead one can conduct multi-band photometry. Photometric redshifts (‘photo- z ’) are not as precise as spectroscopic redshifts, but with many more galaxies with photometric redshifts than with spectroscopic redshifts it is possible to get reliable cosmological results. Photometric surveys such as DES, KiDS, HSC, Rubin-LSST, Euclid and Roman-WFIRST heavily rely on the photometric redshifts. It is probably fair to say that the deduction of photo- z is a pain for cosmologists (who would much prefer to use spectroscopic redshifts), but a joy for machine learners! Indeed, photo- z can be considered as an inverse problem, going from flux measured through several filters to the redshift (see Figure 7) and its associated probability distribution function. There are over a dozen methods in the literature for deriving photometric redshifts. Broadly speaking they are divided

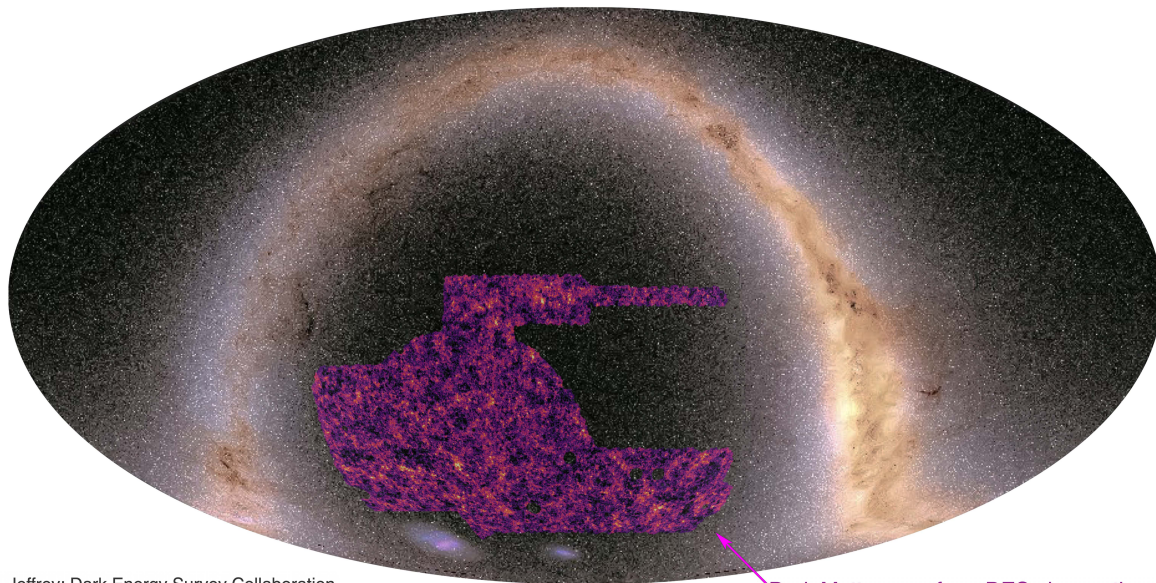
into template and training methods, where a small spectroscopic redshift data set can be used to train the ML tool. In our group we developed two decades ago an Artificial Neural Network software package starting from ANNz (Collister and Lahav 2004) and then ANNz2 (Sadeh et al. 2016). We’ve also attempted to improve the photo-z by adding galaxy structural parameters (Soo et al. 2018) and by a Deep Learning approach of analysing the full galaxy image (Henghes et al. 2022, following Pasquet et al. 2019). Furthermore, the photometric data can be used simultaneously to produce photo-z and stellar mass (Mucesh et al. 2021). We’ve also explored the scalability of ML algorithms for photo-z with the size of training data sets and other factors (Henghes et al. 2022). For other ML approaches to the photo-z problem, e.g. Self Organising Maps, see the review by Huertas-Company & Lanusse (2022). Photo-z with ML remain an active field for many more years, for Rubin-LSST, Euclid and other large photometric surveys.

6. Simulation-based inference of galaxy masses, dark matter maps and cosmological parameters

The advancements of both large simulations and ML algorithms have opened many new directions for research in Cosmology. Here are a few examples:

(i) The sum of masses of the Milky Way and Andromeda: This was initially estimated by the classical ‘timing argument’ (Kahn & Waltjer 1959; Lynden-Bell 1981), assuming infall of two point-like objects towards each other. The combined mass is derived based on the observed present-epoch distance separation, the infall velocity and the age of the universe. But in reality the two galaxies are part of the Local Group, hosting tens of galaxies, and itself residing in the cosmic web. To take into account this complexity of structure and dynamics one can compare the observed two-body system with many simulated galaxy pairs. McLeod et al. (2017) have trained Artificial Neural Networks on 30,000 simulated galaxy halo pairs, and Lemos et al. (2021) utilized Density Estimation Likelihood Free Inference with 2 million galaxy halo pairs, extracted from LCDM simulations. The latter study derived for the combined mass enclosed within density contrast of 200, $M_{200} = 4.6 \times 10^{12} {}^{+2.3}_{-1.8}$ (68% CL) solar masses. The estimated value is in accord with the timing argument, but somewhat larger than the sum of individual masses derived by other method. The error bars are much more refined due to the advanced ML approaches employed.

(ii) Reconstruction of dark matter maps from weak lensing: The inverse problem of deriving the projected mass distribution from the images of distant galaxy images distorted (‘cosmic shear’) due to weak gravitational lensing was addressed by the seminal algorithm of Kaiser & Squires (1993). An example of a reconstructed mass map (using a Wiener filter) is shown in Figure 8. Several approaches to this reconstruction problem have been taken in recent years, among them a Deep Learning approach technique (Jeffrey et al. 2021b). The algorithm learns the relationship between cosmic shear to projected mass from about 10^5 simulations. Then the observed shear (e.g. 100 million galaxy shape measurements from DES over 5000 sq deg of the sky) is presented to the algorithm to produce a dark matter map. These techniques can be applied further to Euclid and Rubin-LSST (each of the two covering about 20000 sq. deg., with expected 1 billion galaxies). Such dark matter maps are very useful for comparison with clusters and voids in galaxy maps (Hang et al., in preparation), and other multi-wavelength observations of the large scale structures. More generally, maps are very useful for studying structure at the ‘field level’, beyond the commonly used 2-point statistics. The galaxy and dark matter maps can be used for N-point statistics (e.g. Gaudi et al. 2019), probability distribution functions (e.g. Clerkin et al. 2016) and graph statistics such as Minimum Spanning Tree (Naidoo et al., 2020). On small scales, weak lensing maps can uncover the underlying dark matter distributions of halos and galaxy clusters. This can be used to study the effect of baryons and neutrinos on halo substructure, and particle interactions of dark matter on merging galaxy clusters. Another promising direction is to use DL to train on maps to predict cosmological parameters (Kacprzak and Fluri 2022), Jeffrey et al. 2021a), and to even explain, via saliency maps (similar to Figure 6) the regions in the map that tell us most about certain cosmological and astrophysical param-



N. Jeffrey; Dark Energy Survey Collaboration

Dark Matter map from DES observations

Figure 8. Mass map derived from DES Year 3 Weak Lensing, using 100 million galaxies with shape measurements over the 5000 survey area. High and low density regions are shown in bright and dark colours, respectively. The Milky Way image from Gaia is shown for the sky orientation. Credit: Nial Jeffrey & DES collaboration (2021).

eters). It is important that the simulations are as realistic as possible and the systematics are modelled properly.

(iii) **ML for gravitational physics:** Another growing area is in analyses of N-body and hydrodynamic simulations. For example, Lucie-Smith et al. (2018) used ML to study the relationship between the initial conditions in simulations and the final dark haloes. ML can enhance large number of ‘cheap’ simulations, by training on a small number of ‘expensive’ simulations, e.g. the Lagrangian Deep Learning of Dai & Seljak (2021). An even more ambitious goal is to let an ML algorithm to discover new physics, for example re-discovering the orbital mechanics solar system (Lemos et al. 2022).

7. Training the next generation of astronomers as data scientists

The fast-moving AI technology requires a new type of training, for a dual career in Astrophysics (High Energy Physics or other branches of Physics) as well as in Data Intensive Science (DIS). As an example, the UK’s STFC has initiated the new scheme of Doctoral Training Centre (CDT) in DIS. Our CDT-DIS at UCL† trains about 10 CDT PhD students per year. This is a 4-yr PhD programme, including a 6-month placement in one of 30 or so private, public or third sector DIS organisations, e.g. from Natural Language Processing for fashion retail to ML for nuclear fusion. The PhD programme is now part of our UCL Centre for Data Intensive Science and Industry (DISI), which also include a one-year MSc programme for about 70 students. The Centre has strong links with international Astronomy and HEP projects and with other universities. With the support of the UK’s Newton’s Fund we also run a DIS training programme with Jordan‡.

† <https://www.ucl.ac.uk/data-intensive-science-cdt/>

‡ <https://www.ucl.ac.uk/astrophysics/research/ucl-jordan-dis-collaboration>

8. Outlook

AI is transforming the world. We have already reached the stage where we cannot analyse cosmological experiments without ML of some sort. ML certainly enhances productivity. The relatively new development of Deep Learning has already proved very useful for problems in Astronomy such as object classification, photometric redshifts, anomaly detection, enhanced simulations, and inference of cosmological parameters. However, I argue that the more traditional ‘shallow learning’ (i.e. with pre-processing feature extraction) is actually quite deep, as it brings in human knowledge, while ‘deep learning’ might be perceived as a black box, unless supplemented by explainability tools. The relationship of AI, laws of physics and human knowledge is interconnected, with cross-fertilisation. As advocated by some, AI can be viewed as ‘Augmented Intelligence’, rather than as ‘Artificial Intelligence’. In this context AI is enhancing human intelligence rather than replacing it (e.g. Lochner & Bessett 2021).

There are other challenges: Can we explain/interpret ML algorithms without using them just as ‘black boxes’? How to minimise biases due to incomplete training sets? Can we include prior Physics? Can we learn new Physics? How to best train the next generation of astronomers also as data scientists? This takes us to the next level, applying novel AI and ML methods galaxy surveys (DES, DESI, Rubin-LSST, Euclid and others), with a huge discovery potential, from detecting subtle deviations in the standard Λ CDM model, measuring the neutrino mass and possibly discovering new populations of astronomical objects. It is probably fair to say that we are still missing ‘killer applications’ of ML in cosmology, something like the recent success of ML for Protein Folding†.

Finally, I have asked the AI chatbot ChatGPT‡ the question posed by this article’s title: ”Is Deep Machine Learning for Cosmology an evolution or a revolution?”. The chatbot has replied:

“Deep machine learning has the potential to be both an evolution and a revolution in the field of cosmology. On one hand, it represents an evolution in the sense that it builds upon and extends existing methods and approaches that have been used in cosmology for decades. For example, machine learning algorithms can be used to analyse and interpret large datasets in ways that are more efficient and accurate than traditional methods.

On the other hand, deep machine learning also has the potential to be a revolution in cosmology by enabling the discovery of new patterns and insights that were previously hidden or difficult to discern. For example, machine learning algorithms can be used to identify complex correlations and patterns in cosmological data that may not be easily identifiable through traditional methods of analysis. In this way, deep machine learning has the potential to fundamentally change the way that cosmologists approach and study the universe.”

Let’s hope the ChatGPT’s prediction in their last sentence is correct!

Acknowledgements I thank my PhD students, Post-docs and collaborators over the years for their contribution to the work presented here. I acknowledge an Advanced ERC and STFC consolidated and CDT-DIS grants for their support of this research, and a Visiting Fellowship at All Souls College Oxford.

References

- Banerji, M., et al., 2010, MNRAS, 406, 342
- Baron, D., et al., 2019, arXiv:1904.07248
- Bhambra, P., et al, 2022, MNRAS, 511, 5032
- Bishop, C., 2006, *Pattern recognition and Machine Learning*, Springer
- Calder, L. & Lahav, O., 2008, RAS Astronomy & Geophysics, 49, 1.13
- Carleo, G., et al., 2019, Rev Mod Phys, 91, 045002

† <https://www.deepmind.com/research/highlighted-research/alphafold>
‡ chat.openai.com

- Chang, C., et al., 2016, MNRAS, 459, 3203
Clerkin, L., et al., 2017, MNRAS, 466, 1444
Collister, A. & Lahav, O., 2004, PASP, 116, 345
Dai, B. & Seljak, U., 2021, PNAS, 118 (16) e2020324118
Dark Energy Survey collaboration, 2016, MNRAS, 460, 1270
Dark Energy Survey collaboration, 2022, Phys Rev D, 105, 023520
Elgaroy, O., et al., 2002, Phys Rev Lett, 89, 061301
Ferreras, I., et al., 2022, RASTI (in press), arXiv:2208.05489
Goodfellow, I., et al. ., 2016, *Deep Learning*, MIT Press
Gualdi, D., et al., 2019, MNRAS, 484, 3713
Henghes, B., et al., 2021, MNRAS, 505, 4847
Henghes, B., et al., 2022, MNRAS, 512, 1696
Huertas-Company, M. & Lanusse, F., 2022, arXiv: 2210.01813
Iess, A., et al., 2022, A&A, 669, A42
Jeffrey, N., et al., 2021a, MNRAS, 501, 954
Jeffrey, N., et al., 2021b, MNRAS, 505, 4626
Kacprzak, T. & Fluri, J., 2022, arXiv:2203.096116
Kahn, F.D., & Woltjer, L., 1959, ApJ, 130, 705
Kaiser, N. & Squires G., 1993, ApJ, 404, 441
Lahav, O., et al., 1995, Science, 267, 859
Lahav, O. & Liddle, A., 2021, Reviews of Particle Physics, arXiv:2201.08666
Lahav, O. & Silk, J., 2021, Nature Astronomy, 5, 855
Lahav, O., et al. (eds.), 2020, *The Dark Energy Survey: The Story of a Cosmological Experiment*, World Scientific
Le Cun, Y., et al. , 2015, Nature, 521, 43
Lemos, P., et al., 2021, Phys. Rev. D, 103, 023009
Lemos, P., et al., 2022, arXiv:2202.02306
LIGO collaboration, 2017a, ApJ, 848, L12
LIGO collaboration, 2017b, Nature, 551, 85
Lochner, M., et al. , 2016, ApJS, 225, 31
Lochner, M. & Bassett, B.A., 2021, Astronomy and Computing, 36, 100481
Lucie-Smith, L., et al., 2018, MNRAS, 479, 3405
Lynden-Bell, D., 1981, Observatory, 101, 111
Madgwick, D.S., et al., 2003, MNRAS, 343, 871
McLeod, M., et al., 2017, JCAP, 12 03
Metcalf, R.B., et al., 2019, A&A, 625, A119
Mucesh, S., et al., 2021, MNRAS, 502, 2770
Naidoo, K., et al., 2020, MNRAS, 491, 1709
Naim, A., et al. 1995, MNRAS, 275, 567
Pasquet, J., et al., 2019, A & A, 621, A26
Perlmutter, S., et al. 1999, ApJ, 517, 565
Planck collaboration, 2018, arXiv:1807.06209
Riess , A.. et al., 1998, AJ, 116, 1009
Riess, A., et al., 2021, ApJ, 853, 126
Sadeh, I., et al.. 2016, PASP, 128, 4502
Shah, P., et al., 2021, A&A Review, 29, 9
Slonim, N., et al. 2001, MNRAS, 323, 270
Soo, J., et al., 2018, MNRAS, 475, 3613
Storrie-Lombardi, M.C., et al., 1992, MNRAS, 259, 8p
Walmsley , M., et al., 2020, MNRAS, 491, 1554