

Labor Market Effects of the Venezuelan Refugee Crisis in Brazil *

Hugo Sant'Anna[†] Samyam Shrestha

April 2, 2024

Abstract

We use administrative panel data on the universe of Brazilian formal workers to investigate the labor market effects of the Venezuelan crisis in Brazil, focusing on the border state of Roraima. The results using difference-in-differences show that the monthly wages of Brazilians in Roraima increased by around 2 percent, which was mostly driven by those working in sectors and occupations with no refugee involvement. The study finds negligible job displacement for Brazilians but finds evidence of native workers moving to occupations without immigrants. We also find that immigrants in the informal market offset the substitution effects in the formal market.

Keywords: Refugees, immigration, labor markets, Brazil, Venezuela, wages

JEL Codes: F22, J15, J24, J31, J40, J61

*Hugo Sant'Anna is a Ph.D. candidate in the Department of Economics at the University of Georgia (hsantanna@uga.edu). Samyam Shrestha is a Ph.D. candidate in the Department of Agricultural and Applied Economics at the University of Georgia (samyam@uga.edu). The authors thank Carolina Caetano, Gregorio Caetano, Brantly Callaway, Roozbeh Hosseini, Nicholas Magnan, Ian Schmutte, Daniela Scur, participants at the Agricultural and Applied Economic Association (AAEA) Annual Meeting 2022 in Anaheim, CA, and participants at the Southern Economic Association (SEA) Annual Meeting 2022 in Fort Lauderdale, FL, for their comments and feedback. RAIS, the primary data used in this study is confidential and is maintained by the Federal Government of Brazil's Ministry of Labor, Employment, and Social Security, and can be requested at <https://www.gov.br/pt-br/servicos/solicitar-acesso-aos-dados-identificados-rais-e-caged>. The authors are willing to help acquire the data and will provide the replication code on request. Declarations of interest: None.

[†]Corresponding Author

I Introduction

Forced displacement has become an escalating global crisis, with an unprecedented number of individuals compelled to flee their homes in search of safety and stability. According to the United Nations High Commissioner for Refugees (UNHCR) (2023), at the end of July 2023, there were a staggering 110 million people forcibly displaced worldwide, among whom more than 36 million were classified as refugees. Significant attention has therefore been drawn to the potential impacts of refugees on host communities. Extensive research on the labor market effects of refugees largely centers on developed nations, leaving a critical gap in understanding the effects in developing regions, where data scarcity exacerbates the challenge.

We focus on the Venezuelan humanitarian and migration crisis that started in the early 2010s. The drop in global oil prices, Venezuela's largest export, coupled with government mismanagement led to hyperinflation, a shortage of basic commodities such as food and medicine, and an upsurge in crime. As a result, more than five million Venezuelans were forced to flee the country. UNHCR estimated that by 2022, more than four million Venezuelans lived as refugees, mostly in neighboring South American countries. Brazil, in particular, had received approximately a quarter million Venezuelan refugees ([UNHCR, 2022](#)), who crossed the border every year exponentially since 2013. Virtually all Venezuelans entered Brazil by land, using the only highway that connects the two countries through the Brazilian state of Roraima.

This study seeks to investigate the causal relationship between the Venezuelan refugee crisis and the labor market in Roraima, the Brazilian border state that directly experienced the influx of Venezuelans. Roraima's geographic isolation from the rest of Brazil provides a unique natural experiment. Using comprehensive administrative panel data on the universe of Brazilian formal workers and utilizing a difference-in-differences approach, we analyze the labor market effects of the refugee crisis in the Roraima labor market in com-

parison to similar states in north Brazil unaffected by the crisis.

Our main findings show a small but significant positive impact, of around 2 percent, on the average monthly wages of formal Brazilians who lived in Roraima. We show that this increase was not driven by an exit of low-wage Brazilian formal workers from the market as we find no significant effects on job displacement. We show, however, that this effect was primarily driven by complementary dynamics between the formal and informal sectors, and, to a lesser extent, by the fact that the presence of immigrants in the formal market allowed natives to move occupations experiencing a higher wage increase.

Nevertheless, workers in industries and occupations with a higher share of refugees did not experience any significant change in wages during the crisis, potentially due to the substitution effect of immigrants working in the same industry-occupation cells. These findings suggest that when not directly competing with native workers, Venezuelans acted as complements, increasing formal labor market wages. We also conduct analysis using nationally representative survey data and show a pronounced negative wage impact in the informal sector, more evident for individuals involved in industries with a higher immigrant involvement observed in our main administrative dataset. These results are in line with [Peri and Sparber \(2009\)](#); [Manacorda et al. \(2012\)](#); [Dustmann et al. \(2013\)](#); [Foged and Peri \(2016\)](#), who argue that immigrants are imperfect substitutes for natives, have a potentially different skill set, and specialize in positive efficiency.

Refugees comprise a distinct subset of immigrants due to their more vulnerable societal position.¹ Unlike other immigrant groups, their displacement is mainly involuntary. A majority of the economic studies on the labor market impacts of refugees focus on developed countries in Europe and North America. These studies revolve around refugee shocks due to a political crisis and utilize natural experiments to analyze the labor market effects of the shock, an approach similar to ours. However, the results from these studies

¹In the period of our study, the Venezuelans displaced by the crisis were virtually the only non-Brazilian population in the state of Roraima. Therefore, specifically for this paper, we refer to Venezuelan refugees as immigrants or foreigners, interchangeably.

have little overall consensus. While some studies find no adverse effects on native employment and wages (e.g., [Card \(1990\)](#), [Hunt \(1992\)](#), [Friedberg \(2001\)](#)), others find large adverse effects (e.g., [Glitz \(2012\)](#), [Dustmann et al. \(2017\)](#)).

A small but growing subset of economic literature explores this question from the developing country perspective ([Maystadt and Verwimp, 2014](#); [Ruiz and Vargas-Silva, 2016](#); [Taylor et al., 2016](#); [Alix-Garcia et al., 2018](#)). However, due to data limitations or the economic context of the host regions, these studies have primarily overlooked the impacts on the formal labor market sector, an aspect our paper aims to address.

The more recent wave of literature revolves around the Syrian and Venezuelan crises. Studies on the Syrian refugee crisis have yielded varied findings that range from no effects on employment and wages [Fallah et al. \(2019\)](#) to moderate employment losses among natives [Tumen \(2016\)](#). Results for [Aksu et al. \(2022\)](#) are the most similar to ours in that the study finds adverse effects on competing natives in the informal market but positive employment and wage effects for complementary workers in the formal market.

The literature on the labor market effects of Venezuelan immigrants in host countries focuses mostly on Colombia, and, to a smaller extent, on Peru and Ecuador. In Colombia, various studies reveal adverse effects on native employment within the formal labor market and reductions in wages and income in the informal sector ([Caruso et al., 2021](#); [Delgado-Prieto, 2019](#); [Lebow, 2022](#)).

Conversely, the labor market analysis in Peru presents a contrasting perspective. In line with our results, [Groeger et al. \(2024\)](#) indicates that the influx of Venezuelans to specific locations in Peru has resulted in an upswing in both employment and income among the local population. [Morales and Pierola \(2020\)](#) finds that an increase in the share of Venezuelan migrants in Peru is associated with an increase in the probability of being employed for Peruvians in the non-service sector although accompanied by a decrease in the probability of having an informal job.

[Bahar et al. \(2021\)](#) studies the labor market impacts of an extensive migratory amnesty

program that granted work permits to nearly half a million undocumented Venezuelan migrants in Colombia in 2018. Their analysis indicates no significant impact of the program on hours worked, wages, or labor force participation of Colombian workers. Nonetheless, they study only the immediate effects of the amnesty program without considering its potential dynamic effects in the years following the treatment.

[Ryu and Paudel \(2022\)](#) addresses this question on the labor market effects of Venezuelan immigrants from the Brazilian perspective. Using a national quarterly household survey, [Ryu and Paudel \(2022\)](#) uses the synthetic control method to study the labor market impacts of the Venezuelan refugee crisis in Roraima, the affected state. The study finds that the crisis lowered labor force participation and employment rate in Roraima and did not find any effects on wages. However, the dataset did not distinguish Brazilians and Venezuelans, which can underestimate the effects of refugees.

We build upon these studies by employing a rigorous administrative panel dataset of the universe of formal workers in Brazil that has two crucial advantages over [Ryu and Paudel \(2022\)](#). First, our data allows us to distinguish the nationality of individuals and isolate our sample to Brazilians. Second, because of its panel nature, it allows us to track individuals over time, irrespective of their mobility between states.

We organize the remainder of the paper as follows. Section [II](#) provides the background. Section [III](#) discusses our identification strategy and empirical methodology. Section [IV](#) describes the data. Section [V](#) presents the results and robustness checks of our model. Section [VI](#) discusses the mechanisms through which immigrants affect native wages before Section [VII](#) concludes.

II Background

This section is divided into two parts. In the first part, we briefly overview the Venezuelan crisis. In the second, we explain the interaction between Venezuelan refugees and the

Brazilian labor market, highlighting the distinctions between formality and informality.

A The Venezuelan Political and Refugee Crisis

Until the early 2000s, Venezuela had one of the highest GDP per capita in Latin America. With what is considered the largest oil reserves in the world, their GDP was tied to oil exports ([EIA, 2019](#); [Haider, 2020](#)). However, the drop in oil prices in the early 2010s severely hit the Venezuelan economy. Coupled with government mismanagement, it led to an unprecedented humanitarian crisis in the country with hyperinflation, a shortage of basic goods and services such as food and medicine, and a rise in crime. Although Venezuelans had already started to leave for other countries in 2011 as a result of the political crisis, the exodus skyrocketed in 2013. The United Nations High Commissioner for Refugees (UNHCR) estimated that by 2022, more than four million Venezuelans lived as refugees, mostly in neighboring South American countries. At the end of 2021, Brazil hosted 260,000 Venezuelan refugees. Due to their geographical proximity, most of the refugees in Brazil were concentrated in the state of Roraima. The Brazilian Federal Police border patrol reported that the number of Venezuelans who entered Roraima in 2017 and stayed in Brazil numbered more than 50 thousand ([Lopes, 2018](#)). This number corresponds to 8 percent of the total population of Roraima.

In 2019, the International Migration Organization (IOM) and the Migration Policy Institute (MPI) surveyed thousands of Venezuelan refugees living in 11 Latin American and Caribbean countries ([Echeverría-Estrada, 2020](#)). The report found that among the Venezuelan refugees in Brazil, almost 60 percent of the refugees were women, 55 percent were between 25-45 years, and 60 percent had secondary education. The entirety of the sampled individuals had come to Brazil by land, entering through the state of Roraima. Before migrating to Brazil, 65 percent were employed, of which 32 percent were self-employed. 26 percent were unemployed and only 5 percent were students. After immigration, only 40 percent were employed in 2019, of which 29 percent were self-employed,

and 58 percent were unemployed.

Due to the only land border crossing between Venezuela and Brazil located in the Brazilian state of Roraima, the state hosted most Venezuelan refugees. Nevertheless, the insufficient public infrastructure and limited job opportunities in Roraima put a strain on the state's health, safety, and education systems ([de Oliveira, 2019](#)). The increasing number of refugees prompted the federal government to intervene and temporarily suspend the state's autonomy within the federation in December 2018.

The Brazilian federal government adopted a notably generous stance towards accommodating Venezuelan migrants. For instance, it established nine shelters, eight in Boa Vista. Additionally, the Brazilian government enabled Venezuelan migrants to seek employment by granting them work permits, allowing them to function as regular employees in Brazil for up to two years under temporary residency ([Ramsey and Sánchez-Garzoli, 2018](#); [Ryu and Paudel, 2022](#)). Furthermore, there are policies aimed at dispersing migrants from Roraima to other states, such as Rio de Janeiro or São Paulo, starting in 2018, although this effort did not significantly impact the relocation of migrants during the periods examined in this paper.

B Brazilian Labor Market

Mercosul (or Mercosur in Spanish) is an economic block comprised of South American countries, including Venezuela and Brazil. Members of the block are entitled to free entry, residency rights, and the ability to work in the host country's formal labor market, subject to government authorization. Recently, the Brazilian government has offered Venezuelan refugees a special status that accelerates their permission to work in the formal labor market. Venezuelan refugees must undergo a specific process and submit certain paperwork to obtain this status, which takes at least several months.

In Brazil, any organization must have a National Legal Persons Registry number (CNPJ) to operate legally. The entity's owners must declare its purpose and intended activity to

the government. If an entity is not registered, it is considered informal. The costs associated with registering a company can be relatively high, leading to a higher prevalence of informality in poorer regions.

Legal firms are only permitted to hire workers formally, a requirement often disregarded in impoverished areas such as Roraima. Formality in the hiring sense means that employees are entitled to social security and certain rights that the employer must guarantee. Generally, workers in the formal market earn more due to these social benefits than their informal counterparts. However, employers may be at risk of labor litigation if they are caught hiring informal workers. For example, informality in northern Brazil, where we base our study, around the period of our research, corresponded to 45 percent of its total labor market ([Azeredo, 2019](#)). Time was likely the main cost of entry for Venezuelans to find regular employment. As more immigrants arrived and application lines increased exponentially, we posit that a fraction of these refugees procured economic activities outside formality.

III Methods

In this section, we discuss the identification strategy and the empirical strategy used to analyze the labor market impacts of the Venezuelan refugee crisis in Roraima, Brazil. The identification strategy section highlights the geographical setting of the natural experiment, while the empirical strategy section explains the econometric models used to estimate the causal effects.

A Identification Strategy

Geography is crucial for our identification strategy. As shown in [Figure 1](#), Venezuela borders the Brazilian states of Amazonas and Roraima, but the Amazon rainforest makes it highly unfeasible to enter Brazil through Amazonas. Instead, people can enter Brazil from

Venezuela through the state of Roraima. The BR-174 highway, represented by the solid vertical line that traverses Roraima and Amazonas in Figure 1, is the only land transportation route between the two countries, which runs through Roraima from the Venezuelan border. This makes Roraima a key transit point in Brazil, but once refugees are in Roraima, they can only practically go as far as Amazonas by land. To reach larger coastal cities, they would need to use air routes. Therefore, Roraima is isolated from the rest of the northern states, which leads many refugees to choose to enter and stay there.

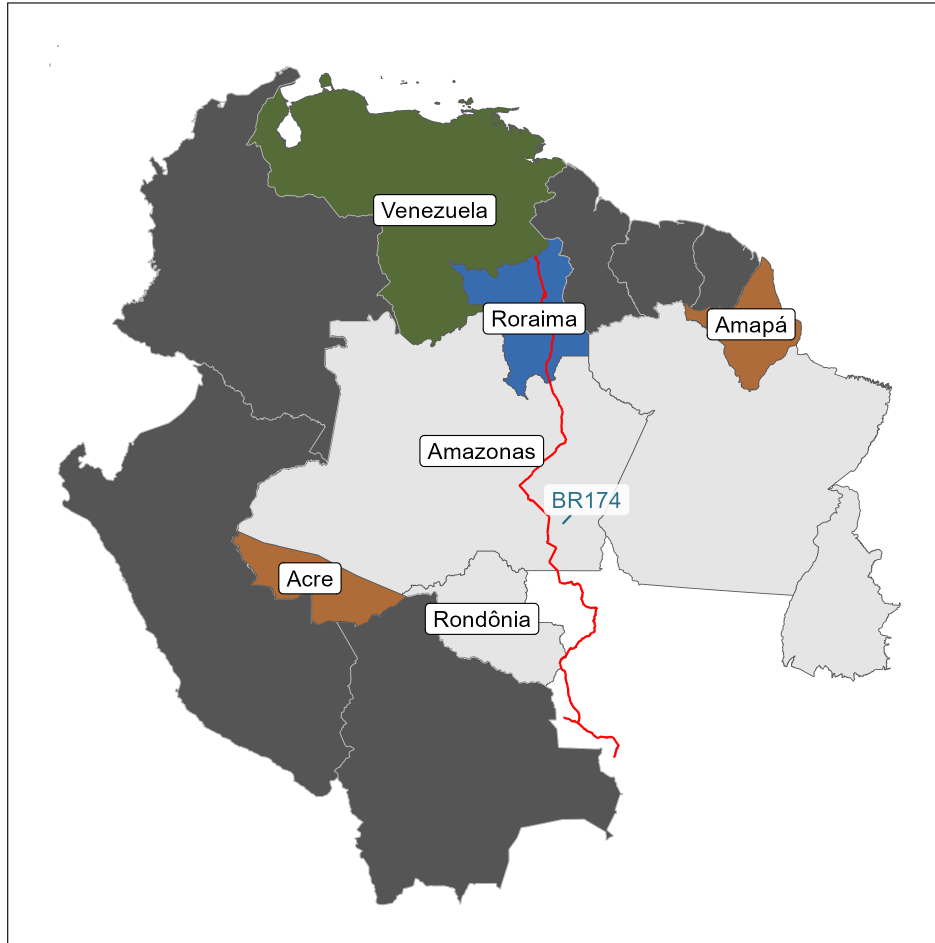
This setting provides a natural experiment in which Roraima acts as the treated group. For our control group, we use states that share similar sociogeographical characteristics and are located on the Brazilian border: Acre borders Peru and Bolivia, while Amapá borders Suriname and French Guiana. Like Roraima, these states also have a large portion of their population concentrated in their respective capital cities and are relatively isolated. In particular, Amapá does not have an inland connection to the rest of Brazil and can only be reached by airplane or boat crossing the Amazon hydrographic basin to reach its capital, Macapá.

According to [Borjas et al. \(1997\)](#); [Borjas \(2003, 2006\)](#), it may be difficult to accurately assess the impacts of immigration on the labor market by considering geography alone due to the potential for spillover effects across regions. However, in our case, Roraima is isolated with high transportation costs, which limits mobility between states or even within municipalities in the same state.

1 Foreign Presence in RAIS

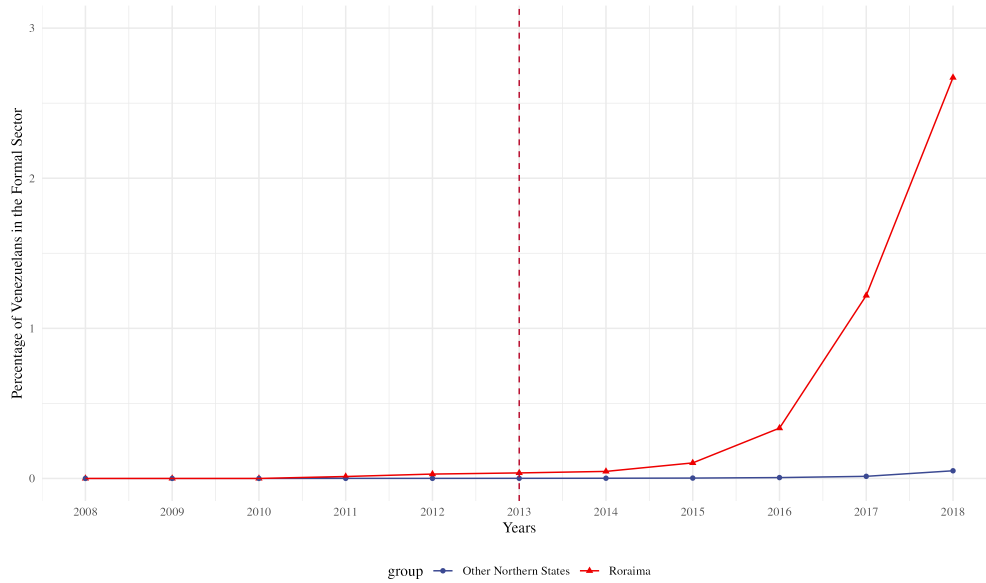
A key assumption of our paper is that refugees were not attracted to high-growth regions, but ended up in Roraima due to its geographical isolation and high transportation costs to move to cities farther from the border. To verify, we can use our administrative data to check the location of Venezuelan refugees in our sample. We can also examine wage trends before the crisis to confirm that Roraima's growth trend was not significantly dif-

Figure 1: Map of Venezuela and Brazil's North Region

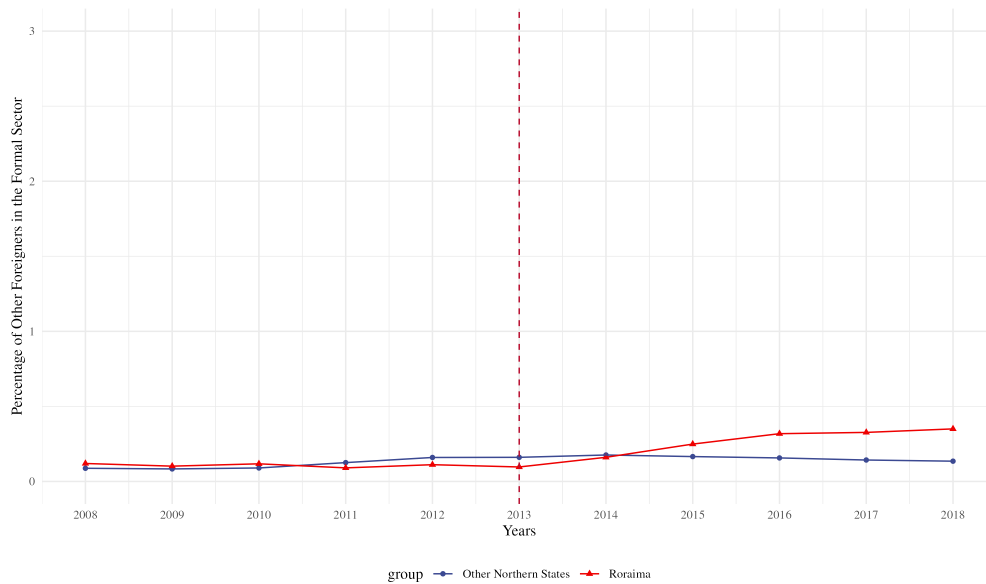


ferent from the control regions, which we explore in the next subsection. Figure 2a shows the annual percentage of Venezuelans in the labor market, grouped by treatment and control states. In 2017, Venezuelans represented about 2 percent of Roraima's formal labor market, while none were observed in Amapá or Acre. Figure 2a supports our assumption by demonstrating that Venezuelans largely remained in Roraima.

It would be problematic for our experiment setting if any other nationality besides Venezuelans had a substantial growth in population, either in Roraima or the control states. To ensure that the exponential growth of foreigners we observe is due to Venezue-



(a) Venezuelans as % of Labor Market



(b) Other Foreigners as % of Labor Market

Figure 2: Proportion of non-Brazilians in the formal labor market for Roraima and the control states

lan refugees, we construct Figure 2b by aggregating data on all immigrant nationalities other than Venezuelans and plotting their proportion in the formal labor market. As the figure shows, there is negligible growth in the control states and no significant growth in Roraima following 2014. The non-zero values we observe for non-Venezuelan immigrant

nationalities can be attributed to several factors. First, there is a significant presence of Haitian immigrants in control states due to United Nations peace operations in Haiti that began in the 2000s and remained constant over the study years. Second, there are observations of other Latin American and Bolivian nationals in the data in control states due to the proximity of Acre to Bolivia and the resulting natural population exchange. Finally, some of these foreigners may be Venezuelans with dual citizenship, as they only appeared in Roraima after the crisis began, as Figure 2b shows. Since there is marginal change in these populations in either treatment or control groups, the non-zero values should not pose a threat to our identification strategy.

Although the administrative data provides a good overview of Venezuelans entering Brazil and remaining in the state of Roraima, it only includes those in the formal labor market. It could compromise our identification strategy if the control states also had many Venezuelan refugees outside the formal labor market. In Appendix A, we use refugee application data to demonstrate that this is not the case. We show that only Roraima, not the control states, experienced a significant increase in the number of Venezuelan citizens seeking refugee status applications.

B Empirical Strategy

To empirically assess the effects of the refugee crisis in Roraima labor market, we estimate equation (1).

$$(1) \quad y_{imt} = \theta_i + \alpha_t + \beta^{bin} D_{imt} + \epsilon_{imt}$$

In this model, y_{imt} denotes the logarithm of the average monthly wage for individual i working in municipality m during year t . The term θ_i captures time-invariant characteristics unique to each worker, which in our dataset are represented by a series of social identifier dummies. The α_t term represents year fixed effects, accounting for broader tem-

poral trends and seasonality that could affect wages across all states.

Our primary focus is on the parameter β^{bin} , which quantifies the returns of being exposed to Venezuelan immigration after 2013. This exposure is encapsulated in the binary treatment variable D_{imt} , which takes a value of 1 for individuals in the municipality that belongs to Roraima post-2013 and zero otherwise. The term ϵ_{imt} denotes the idiosyncratic error term, capturing unobserved influences on wages. Since our observed treatment heterogeneity can occur across regions within each state, we cluster at the municipality level, as discussed in [Abadie et al. \(2023\)](#).

To further refine our analysis, we introduce an alternative specification where the treatment effect is modeled as a continuous variable, following [Callaway et al. \(2021\)](#). This approach uses the ratio of Venezuelan refugees per municipality as a proxy for exposure to the immigration shift, as stated in equation (2). Here, R_{imt} represents the ratio of immigrants per municipality m where individual i is located at a given year t .

$$(2) \quad y_{ist} = \theta_i + \alpha_t + \beta^{cont} R_{imt} + \epsilon_{ist}$$

Both approaches exploit the within-individual variation in the exposure to whether the state experienced the refugee crisis. Our identifying assumption is that the time-varying shocks are orthogonal to the treated state.

1 Doubly-Robust Estimator

To strengthen the credibility of our causal inference, we employ a doubly robust estimation framework, balancing observable characteristics of workers in our data through propensity scores and applying the inverse of these scores as weights in our regressions. This approach ensures that particular features across control and treatment groups will not bias our results. Moreover, it has the advantage that our results are consistently estimated even if one of the difference-in-differences or the propensity score specifications is not

(Uysal, 2015; Sant'Anna and Zhao, 2020).

In the first step of the doubly robust framework, we use the following logistic regression:

$$(3) \quad p(X_i) = \Pr(Z_i = 1|X_i) = F(\theta'X_i) = \frac{e^{\theta'X_i}}{1 + e^{\theta'X_i}}$$

In this regression, $P(Z_i = 1|X_i)$ represents the probability of being in the treatment group given the vector X_i of time-invariant covariates for individual i and Z_i represents treatment group membership, which is working in Roraima. The parameter θ establishes the logistic relationship between the covariates and the group membership.

The second step is to construct the inverted propensity scores based on control and treatment group.

$$(4) \quad w_i = \begin{cases} \frac{1}{1-p(X_i)}, & \text{if } Z_i = 0 \\ \frac{1}{p(X_i)}, & \text{if } Z_i = 1 \end{cases}$$

We also impose trimming rules to avoid propensity score values that are too extreme, avoiding weights above the 99.75 percent quantile (Lechner and Strittmatter, 2019). The final step minimizes the weighted sum of squares in the two-way fixed effects framework. For instance, in our binary treatment case, we have:

$$(5) \quad \hat{\beta}_{bin}^{dr} = \arg \min_{\beta} \sum_{i=1}^N w_i (y_{imt} - \beta D_{imt} - \gamma_i - \omega_t)^2$$

Where w_i is calculated using Equation (4). N is the number of observations in the sample. The analogous approach is employed for the continuous treatment, in which we replace D_{imt} to R_{imt} .

IV Data

Our primary dataset is the Annual Social Information Survey (RAIS) maintained by the Brazilian Ministry of Labor and Employment. RAIS contains the universe of the Brazilian formal labor market, comprising panel information on individual workers and establishments, including employment status, occupation, industry², and wages. We focus on observations from 2008 to 2018. Our pre-treatment years are 2008-13, and the post-treatment period includes 2014-18. We use this cutoff since the refugee crisis intensified in 2014 based on the data and journalistic accounts (see the identification strategy section for more details).

The Brazilian equivalent of a Social Security Number, PIS (Social Integration Program), identifies unique persons and is present in the data. Along with information on the labor market at the individual level, the data also provides sociodemographic information, including nationality. For occupation, we use the first three digits of the Brazilian Occupation Code (CBO) to categorize, while for the economic sector, we use the first 2 digits of the National Registry of Economic Activities (CNAE).

The dataset is constructed based on the contract generated between the employee and the firm. Therefore, the base observation is contract-year. To convert the cells to individual-year observations, we restricted the data to Brazilians in a given year employed in the private sector with more than or equal to 30 weekly hours of labor. If there are multiple observations for the same individual, we use the contract with the oldest tenure and the highest pay ([Lavetti and Schmutte, 2023](#)).

In our dataset, payments are recorded as the average monthly compensation each individual receives according to their contract. To construct our primary outcome variable, we exclude individuals with recorded payments of zero. Furthermore, we apply censor-

²Throughout this paper, we use the term ‘economic sector’, ‘industry’, or ‘economic activity’ to refer to the industry in which a firm operates, such as retail, construction, or restaurants. We use the term ‘occupation’ to describe the specific job title or role of the worker within that sector, such as janitor, accountant, or waiter.

ing to this variable at both tails of the distribution: at the 99.75th percentile from the upper end and the 0.25th percentile from the lower end. This measure mitigates the influence of extreme outliers. Finally, we transform the variable into an hourly wage measure by integrating it with the recorded weekly hours worked times four.

A Summary Statistics

By restricting our sample to Brazilian workers who were employed in the private sector with at least 30 weekly hours of labor, we retain the sample size of 58,379 individuals, of whom 12,581 are from Roraima and 45,798 from control states. Table 1 summarizes the socioeconomic and demographic characteristics of Brazilians in our treatment state, Roraima, and our control states in the RAIS datasets in 2013, the year right at the start of the refugee crisis. The average monthly wages for Roraima and control states were comparable at R\$ 1,916 and R\$ 1,841 respectively. These wages are reported in local currency adjusted to 2018 R\$. In 2018, the national minimum wage was around R\$ 1,000. The average earnings in these states were, on average, twice this value. Other variables such as average age, experience, fraction of female workers, racial composition, and workers by economic sector and occupation type were all comparable between Roraima and the control states.

Figures D.1 and D.2 illustrate Venezuelan formal workers by economic sectors and occupations respectively in Roraima using 2018 RAIS data, the final year in our data and the year with the largest number of Venezuelans observed in the data. Figure D.1 shows that most of the Venezuelans in Roraima were in the retail commerce sector, followed by restaurants, construction, wholesale commerce, and gardening and landscaping. Figure D.2 shows that most of them worked as general service employees, salespersons, machine operators, and office clerks, which are semi-skilled or low-skilled.

Table 2 compares Brazilians with Venezuelans in the formal labor market in Roraima in 2018, the year with the most Venezuelans in our sample period. While the reported race is comparable between the two groups, a much higher percentage of Venezuelans reported

Table 1: Descriptive Statistics of Natives from Roraima and Control States

	(1) Roraima	(2) Control States
Mean monthly wage	1916.07	1841.05
Mean age	36.92	37.85
Mean experience	60.75	63.70
Fraction of females	0.36	0.32
Race by fraction:		
White	0.22	0.17
Black	0.02	0.03
Mixed	0.63	0.65
Color not declared	0.12	0.15
Education by fraction:		
High school dropouts	0.24	0.32
High school graduates	0.64	0.58
College graduates	0.12	0.10
Economic activities by fraction:		
Commerce	0.41	0.38
Construction	0.08	0.09
Extraction industries	0.03	0.05
Hotels and restaurants	0.04	0.03
Manufacturing and utilities	0.10	0.10
Other services	0.35	0.35
Job occupations by fraction:		
High school level technicians	0.07	0.08
Factory occupations	0.22	0.27
Services	0.43	0.41
Retail and wholesale	0.14	0.11
Rural occupations	0.02	0.03
Scientific and liberal arts	0.07	0.05
N	12 581	45 798

Note: Observations represent full-time workers working in 2013 for both Roraima and the Control States (Amapá and Acre). Mean experience in months. Economic activities are classified by the first two digits from their respective code. Occupations are likewise classified by the first three digits.

to be of mixed race. While men and women were almost equally represented among Brazilians in the Roraima formal labor market, it was much more dominated by men for Venezuelans, at around 76 percent. This comes in stark contrast to the fact that around 60 percent of the Venezuelan refugee population in Roraima was female ([Echeverría-Estrada, 2020](#)), highlighting that male Venezuelans were more active in the formal labor market.

Venezuelans tend to have a higher proportion of individuals with only high school education and a markedly lower percentage of college graduates compared to their Brazilian counterparts. Table 2 also highlights the top five economic activities and occupations with the highest Venezuelan representation. This was determined by calculating the ratio of Venezuelans to total workers in each category, using the top 2 digits of both to allow for a broader categorization. Pictures D.1 and D.2 were generated using the same procedure.

The educational profiles of the two groups are mirrored in the sectors they predominantly engage in. Immigrants are primarily employed in industries like commerce, restaurants, and construction, which typically require less specialized education. They are mostly found in industries such as restaurants, retail, and construction, encompassing auxiliary jobs across these various industries through the “General Service” category in occupation. In contrast, Brazilians exhibit a more diverse industrial distribution, notably in sectors we categorize as “Other Industries”, which includes professions in teaching, banking, legal services, healthcare, and more. Additionally, a significant portion of Brazilians occupy mid-level office positions, classified as ‘Office Clerks’.

Finally, the data also reveal a stark contrast in earnings between natives and immigrants. On average, Venezuelans are younger and earn significantly lower wages than Brazilians. This wage disparity may reflect differences in job types, experience levels, or the indirect costs of immigration.

Table 2: Statistics of Natives and Venezuelans in 2018

Percentage of	(1) Brazilian	(2) Venezuelan
Race		
White	6.18	5.85
Black	1.07	1.76
Indigenous	0.33	0.03
Mixed	34.04	52.94
Not Declared	58.38	39.43
Gender		
Female	48.68	23.96
Male	51.32	76.04
Education		
No High School	16.97	16.29
High School	54.97	76.02
College	28.05	7.69
Industry by Economic Activities ¹		
Retail Commerce	16.98	38.01
Restaurants	2.74	15.90
Construction	2.56	6.59
Wholesale Commerce	3.11	5.68
Gardening and Landscaping	3.59	1.70
Other Industries	71.03	32.13
Occupations ¹		
General Service Employees	17.37	34.69
Retail and Wholesale Salesperson	8.65	14.42
General Construction Workers	2.93	10.76
Machine Operators	4.23	6.19
Office Clerks	28.80	5.59
Other Occupations	38.03	28.36
Mean Age	36.86	31.67
Mean Wage	2857.94	1198.41
Total Observations	128 389	3523

¹ See text. Occupation and industry identifiers from the data are provided by the Registry of Brazilian Occupations and Registry of Economic Activities. For both variables, we use the code top 2 digits to generate the table. However, for our regressions, we allow occupations to be detailed by their top 3 digits.

V Results

In this section, we present the main results of our analysis. In the first set of regressions, we explore the effects of Venezuelan immigration on the logarithmic average monthly wage of natives using a difference-in-differences strategy.

A Main Results

Columns (1) and (2) in Table 3 report our coefficients of interest, β^{bin} and β^{cont} respectively, representing the returns on wages by being in Roraima after the Venezuelan crisis. On average, Roraima experienced a slight positive wage increase after the influx. The interpretation of the continuous approach is that for every 1 percent increase in the presence of Venezuelans in the formal labor market, the wage increased by 2 percent, also consistent with the 2.2 percent increase in the binary treatment variable regression.

Table 3: Main Results - Roraima x Amapá and Acre

	Log Wage		Job Retainment	
	(1)	(2)	(3)	(4)
Treat: Binary	0.022*** (0.006)		−0.010 (0.010)	
Treat: VZ Ratio x 100		0.021*** (0.003)		0.001 (0.005)
Individual FE	X	X	X	X
Year FE	X	X	X	X
R2 Adj.	0.875	0.875	0.150	0.150
RMSE	0.245	0.245	0.370	0.370
N Clusters	53	53	53	53
N	577 552	577 552	577 552	577 552

¹ Standard-errors are clustered by municipality.

² Propensity score explanatory variables are gender and race indicators, age, age-squared, tenure, tenure-squared and education level.

³ * $p < 0.1$, ** $p < 0.05$, *** $p < 0.01$

To address the possibility that our observed wage effects are influenced by low-wage earners exiting the labor market due to immigrant replacement, we employ a linear probability model in line with equations (1) and (2). Our focus is to evaluate the likelihood of a worker departing from their job within a given year, a key concern in the context of immigrant labor dynamics. This aspect of our analysis helps determine whether wage increases could be falsely appearing as a result of lower-paid workers being replaced by immigrants. We identify job departures in our dataset through a specific dummy variable, which indicates whether a worker remained with the same firm until the end of the year.

The results are detailed in columns (3) and (4) of Table 3. Notably, we cannot statistically reject the null hypothesis of the immigrant crisis affecting job retention in Roraima. These findings provide strong evidence that the observed positive wage effects are not merely a consequence of lower-wage earners exiting the labor market post-immigration. This stability is the first step to indicate that the wage increase is not artificially inflated by a reduction in the number of low-wage positions but rather reflects a genuine enhancement in wage levels. Such a scenario aligns with economic theories that posit immigration can have a complementary effect on the native workforce, potentially due to increased labor demand and productivity. Moreover, it could also be the complementarity effect of informal and formal sectors due to a larger concentration of immigrants outside the formal market. We will discuss these mechanisms in more detail in the following sections.

Ryu and Paudel (2022) finds that while labor force participation decreased among working-age individuals in Roraima, there were no significant impacts on hourly wages in Roraima. Their use of the cross-sectional PNAD-C data drives the differences in the results as PNAD-C cannot distinguish the nationality of individuals in the sample, therefore including recently arrived Venezuelan migrants in the analysis, who were either searching for jobs or were involved in transitory low-wage jobs. This inherently overestimates the impacts on labor force participation and underestimates the impacts on wages. Our results come from the longitudinal individual-level data distinguishing Brazilians and non-

Brazilians, eliminating this issue, and ultimately illustrating positive wage effects in Roraima and the absence of job loss among formal workers.

The key assumption of our strategy is that in the absence of the treatment, our outcome variable will exhibit identical trends in treatment and control states. While we cannot test the counterfactual in post-treatment years, the pre-treatment trends between the treated and control for the outcome variable should be parallel over time.

To test this assumption of parallel trends, we employ an event study method using the binary treatment variable where β^{bin} is disaggregated for every year present in the data. The reference year for comparison is 2013, the year before the Venezuelan crisis and the refugee influx gained momentum. The estimation procedure is shown in Equation (6), where the indicator function D_{imt} now takes a separate value for each year within the summation. β_t^{dr} explains the average difference between treatment and control groups for each year t compared to the reference year of 2013.

$$(6) \quad y_{imt} = \sum_{\substack{t=2008 \\ t \neq 2013}}^{2018} \beta_t^{dr} D_{imt} + \theta_i + \alpha_t + \epsilon_{imt}$$

If control and treated groups are comparable before treatment, then, on average, $\beta_t = 0$ for $t \in \{2008, \dots, 2012\}$. In other words, there should be no difference in trends between treatment and control groups before the treatment. Assuming the only disturbance in Roraima's job market after 2013 is the immigration flow, any variation in the post-treatment period estimates in Roraima must be associated with the refugee crisis. If the refugee crisis affects wages, then the effects should be increasing over time due to the increase in the total refugee numbers. Figure 3 shows the event study estimates, which precisely illustrate this pattern.

The results reveal a parallel trend in earlier years right before treatment. They yield pre-treatment estimates not statistically different from zero, with an increasingly upward trend in post-treatment periods. This suggests the difference-in-differences model captured the

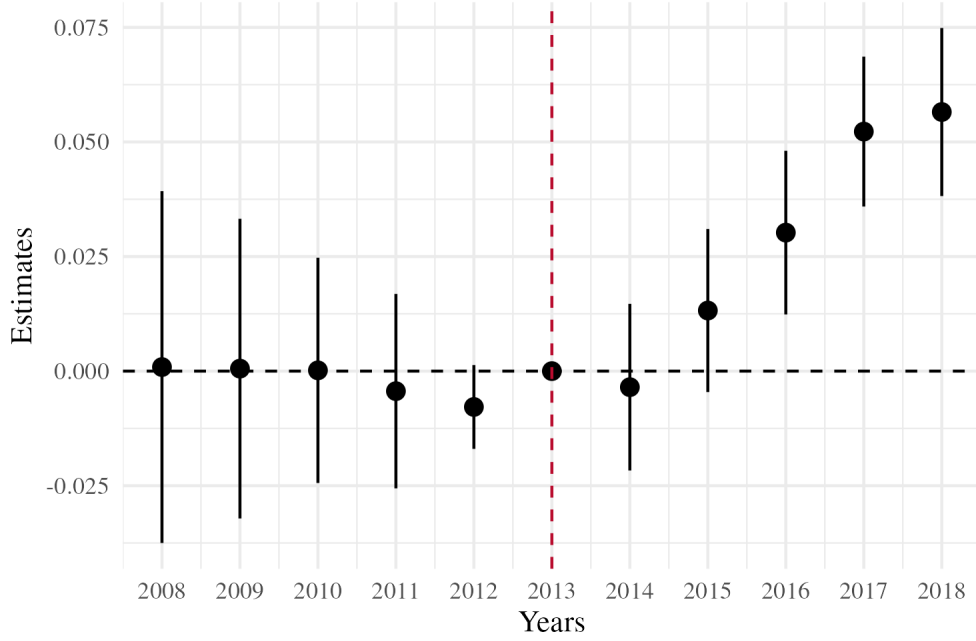


Figure 3: Log Monthly Wages Effects Event Study

positive effect of Venezuelans in the formal market, allowing Brazilians, on aggregate, to increase their wages.

B Synthetic Control Method

Concerns may arise in our estimation strategy of using the doubly robust difference-in-differences method given the nature of our natural experiment with only one treatment state (Roraima) if the control group is chosen incorrectly. In the main analysis, we compare the treatment state with carefully chosen control states in Brazil with states with socioeconomic and sociodemographic characteristics comparable to those of the treatment state. We also showed pre-treatment parallel trends in our outcome variable. However, it may lead to biased estimates if the control groups are characteristically different from the treatment state.

A popular way of estimating the causal effects of the treatment in the case of a singular or a few treatment states is by using the Synthetic Control Method (SCM). Using SCM with the northern Brazilian states as our donor pool for the synthetic Roraima, we

confirm the validity of our choice of control states in the main analysis. We present the details in Section B, but from Fig B.2, we observe perfect parallel trends between Roraima and synthetic Roraima until 2013 and a few years following. The trends started to diverge in 2016 where the wages for synthetic Roraima have a reduction in slope but Roraima's slope reduction is less steep. In the year 2018, we see an almost 0.20 percentage point difference between Roraima and synthetic Roraima. This exercise confirms the results from our primary analysis using difference-in-differences. We also provide results from the Synthetic Difference-in-Differences model (SDID) ([Arkhangelsky et al., 2021](#)) in Section C where the outcomes closely mirror our primary results showing an upward wage trend in Roraima compared to synthetic Roraima.

VI Mechanisms

In this section, we explore the mechanisms through which Venezuelan immigration might be elevating overall wages in Roraima's formal labor market. We identify three primary mechanisms through which this impact could manifest:

1. Immigrants in the formal labor market can affect wages by increasing worker efficiency and offsetting any substitution effects, resulting in an overall positive change.
2. The informal sector, presumably with a larger concentration of immigrants, can increase overall wages in the formal sector through complementarity.
3. The presence of the immigrant population as a whole, which by 2018 corresponded to 10 percent of Roraima's population, can increase native wages by boosting consumption and ultimately labor demand. However, we cannot currently test for this with our labor market data.

A Effects Due To Presence of Immigrants in the Formal Sector

Economists often consider that immigration is not evenly balanced across groups of workers. For example, if high school graduates are the majority of Venezuelan immigrants, they potentially compete with native high school graduates, but not necessarily with individuals holding a college degree (Card, 2005, 2009; Borjas, 2017; Llull, 2018). Another dimension is occupation, wherein immigrants tend to occupy manual-intensive or low-skilled jobs (Foged and Peri, 2016), which could increase the efficiency of the market and allow the overall average wages to grow. We test for treatment heterogeneity by education and by industry and occupation with immigrant presence.

1 Treatment Heterogeneity by Education

We now explore potential treatment heterogeneity by education. We categorize our data into three groups: individuals with a college education, individuals with a high school education but no higher degree, and individuals with less than a high school education. Given that most of the observed Venezuelan immigrants in RAIS are high school graduates, we anticipate distinct effects within this cohort.

Table 4 presents the results of our difference-in-differences analysis, considering the heterogeneous effects by education level. Concurrently, the corresponding event studies are depicted in Figure 4. The two rows of the table delineate the results using the binary treatment variable and the continuous variable respectively. Columns (1) and (2) use a sample of Brazilians with at least a college education. Results indicate approximately a 3.7 percent wage decrease under the binary treatment variable and a 1.3 percent decrease per 1 percent increase in the presence of Venezuelans in Roraima. While college-educated individuals in Roraima appear to be the most adversely affected by immigration, the downward trend in college graduate wages, as illustrated in Figure 4c, suggests that this negative impact is compounded by pre-immigration variations.

Columns (3) and (4) use a sample of individuals with a high school education or more. Results show a wage increase of around 1.5-1.7 percent for both types of treatment variables. These figures are markedly lower in magnitude compared to their counterparts with less than high school education, as shown in columns (5) and (6), with wage increases as high as 4.1-4.2 percent. With high school graduates constituting 70 percent of the Venezuelan population in Roraima's formal labor market, the event studies reveal that these effects emerge post-immigration. This weaker impact for high schoolers might be attributable to the Venezuelan presence in the formal market generating a substitution effect, hampering any external wage growth factors. Yet, the presence of significant positive outcomes suggests that any substitution effects are still likely counterbalanced by other factors. This finding is consistent with [Card \(1990\)](#) and [Clemens and Hunt \(2019\)](#), observing no substitution effects on the labor market when analyzing wage level changes due to immigrant influx in lower education individuals. Furthermore, the overall wage increase in the aggregate market implies that immigrants in general primarily serve as a complementary effect more than a substitution effect.

2 Heterogeneity by Industry and Occupation

To investigate further whether immigrants in the formal labor market affected wages, we now focus on the channels of occupation and economic sectors. We create a variable to measure the Venezuelan-to-Brazilian ratio in Roraima across various top 2-digit economic activities in our data. We then divided native workers into two groups: those in sectors with no Venezuelan presence (zero ratio) and those in sectors with Venezuelan presence (positive ratio).

Our preliminary observations indicated that immigrants in RAIS were primarily employed in sectors requiring manual labor, such as retail and wholesale, restaurants, construction, and gardening. Conversely, sectors like finance, insurance, telecommunications, research, pharmaceuticals, and entertainment saw little immigrant participation. We ap-

Table 4: Heterogeneous Treatment Effects by Education Cohorts

	College Education		High School Education		Low Education	
	(1)	(2)	(3)	(4)	(5)	(6)
Treat: Binary	−0.037*** (0.006)		0.015*** (0.004)		0.041*** (0.012)	
Treat: VZ Ratio x 100		−0.013*** (0.003)		0.017*** (0.003)		0.042*** (0.007)
Individual FE	X	X	X	X	X	X
Year FE	X	X	X	X	X	X
R2 Adj.	0.886	0.886	0.845	0.845	0.857	0.857
RMSE	0.272	0.272	0.236	0.236	0.181	0.181
N Clusters	53.000	53.000	53.000	53.000	53.000	53.000
N	60 575	60 575	335 147	335 147	176 071	176 071

¹ Standard-errors are clustered by municipality.

² Propensity score explanatory variables are gender and race indicators, age, age-squared, tenure, and tenure-squared.

³ * $p < 0.1$, ** $p < 0.05$, *** $p < 0.01$

plied a similar methodology for occupation analysis, using more detailed 3-digit codes from our dataset. The results of these analyses are presented in Table 5.

Columns (1) and (2) of the table display the outcomes for economic activities and occupations with positive immigrant presence, analyzed using binary and continuous treatment variables. In both cases, we observe an average of around 2 percent wage increase in Roraima post-treatment when a Venezuelan was working in similar occupations or industries. Columns (3) and (4) show results for industries and occupations without any Venezuelan workers recorded in our data. Here, the wage effects were slightly higher for economic activities using the binary treatment version and lower (though less precise) in the continuous treatment version. For occupations, the results showed almost a 3 percent average wage increase.

These findings suggest that the positive effects observed in the aggregate market are mirrored in our economic sector analysis. Specifically, sectors and occupations with a high concentration of immigrants saw a marginally lower average wage increase compared to

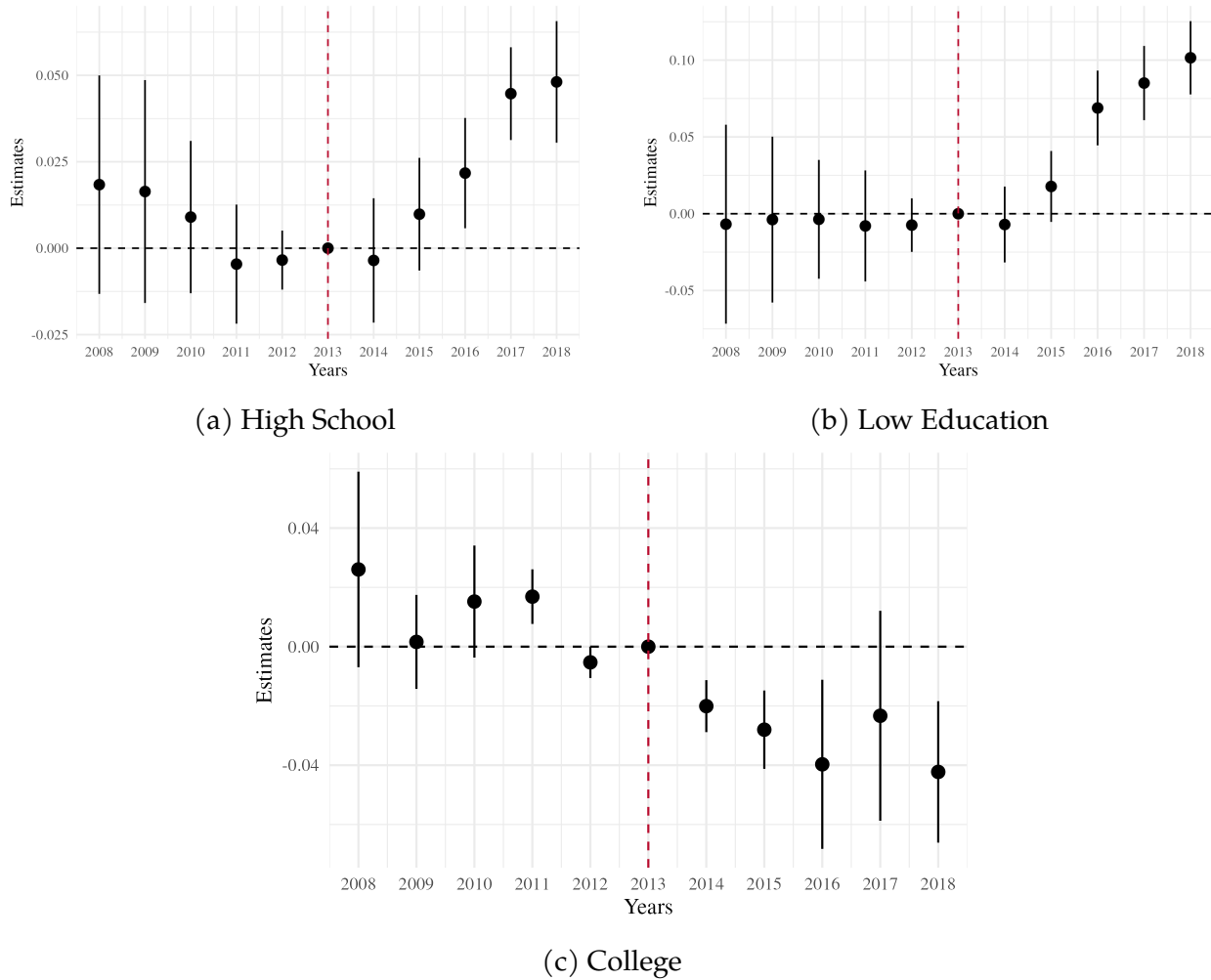


Figure 4: Event Studies for Heterogeneous Treatment Effects by Education Cohorts

those without immigrants.

In summary, the entry of immigrants into Roraima appears to have generally driven up wages, likely due to increased labor demand and increased presence of Venezuelan workers in informality. However, those immigrants who integrated into the formal labor market exerted a slight downward pressure on native wages. This effect was not solely based on education levels but also the types of occupations and economic sectors, as evidenced by the immigrants' sorting patterns in the labor market.

Table 5: Heterogeneous Treatment Effects by Activity and Occupation

	Any Immigrants		No Immigrants	
	(1)	(2)	(3)	(4)
Economic Activity				
Treat: Binary	0.019*** (0.005)		0.023*** (0.007)	
Treat: VZ Ratio x 100		0.019*** (0.002)		0.014** (0.005)
Occupation				
Treat: Binary	0.022*** (0.005)		0.027*** (0.009)	
Treat: VZ Ratio x 100		0.021*** (0.003)		0.030*** (0.005)
Individual FE	X	X	X	X
Year FE	X	X	X	X
R2 Adj.	0.855	0.855	0.931	0.931
RMSE	0.241	0.241	0.200	0.200
N Clusters	53	53	53	53
N	534 212	534 212	34 093	34 093

¹ Standard-errors are clustered by municipality.

² Propensity score explanatory variables are gender and race indicators, age, age-squared, tenure, tenure-squared and education level.

³ * $p < 0.1$, ** $p < 0.05$, *** $p < 0.01$

3 Substitution through Occupation Changes of Brazilian Workers

To establish more robustness to our assumption of small but significant substitution effects happening in the formal sector, we can examine the job changes of native workers in response to immigrant sorting. This is similar to the approach taken in [Foged and Peri \(2016\)](#), which assumes that refugees entering the labor market took on manual-intensive jobs, potentially allowing native workers to shift into other occupations.

To analyze the effects of immigration on native workers' job choices, we create a binary variable to indicate whether an individual in occupations where immigrants are observed ever changed their occupation to a position where we do not observe Venezuelans. Similar to previous frameworks, we compare these occupational changes across the control and

treatment groups.

We use this variable as the dependent variable in Equation (1) and (2), presenting the regression results in Table 6. They correspond to a linear probability measurement of an individual being a “mover” from immigrant occupations to non-immigrant ones.

Table 6: Movement from Occupations with Any Immigrants to Occupations with No Immigrants

	Movement (1)	Movement (2)
Treat: Binary	0.002*** (0.000)	
Treat: VZ Ratio x 100		0.001*** (0.000)
Individual FE	X	X
Year FE	X	X
R2 Adj.	0.008	0.008
RMSE	0.072	0.072
N Clusters	53.000	53.000
N	576 800	576 800

¹ Standard-errors are clustered by municipality.

² Propensity score explanatory variables are gender and race indicators, age, age-squared, tenure, tenure-squared and education level.

³ * $p < 0.1$, ** $p < 0.05$, *** $p < 0.01$

The results indicate that, overall, there was a small but significant change of occupation for Brazilians conditional on the presence of Venezuelans. This implies that even though the substitution effect is measurable, it should be considered too small to provide any significant overall effect in the market.

B Relationship between Formal Sector Effects and Informal Sector Effects

So far, our analysis has demonstrated the positive labor market effects of the Venezuelan immigration crisis. We also showed that individuals not involved in occupations or

economic sectors and occupations with a sizeable Venezuelan presence experienced more prominent wage increases compared to their counterparts. Moreover, we did not observe any negative wage effects for Brazilians in manual labor occupations where immigrants were mostly concentrated.

One way to interpret these results is to consider the role of Venezuelan immigrants who are not part of the formal market. We showed that many Venezuelan immigrants in the region had sought refugee status, but only a small percentage entered the formal market. This potentially implies that many of them worked informally or were in seek of employment. Informal workers tend to have lower levels of education and they specialize in manual tasks, while those in the formal labor market often hold cognitive or technical jobs, with some overlap.

In Roraima, about 45 percent of the workforce is involved in the informal labor market. To analyze whether there are negative impacts on wages in the informal labor market, we use the PNAD-C dataset from 2012-19. PNAD-C is a representative household survey conducted by the Brazilian Institute of Geography and Statistics (IBGE) every quarter that includes a variety of socioeconomic information, such as employment status, income, race, gender, and education level among others. However, a major limitation of the dataset is that, unlike RAIS, social identification of firms and persons, and nationality, are not observable. Therefore, we cannot directly analyze the impacts on Brazilian citizens or use individual fixed effects to control for time-invariant individual characteristics. Moreover, unlike RAIS, we cannot observe the municipality of individuals. As a result, estimates from PNAD-C are potentially downward biased. The adapted model is specified as follows:

$$(7) \quad y_{ist} = \beta D_{st} + f(X_{it}) + \theta_s + \alpha_t + \varepsilon_{ist}$$

where y_{ist} represents the logarithmic average wage that individual i earned in quarter t

in state s . D_{ist} is the indicator function that becomes one if individual i is from the state of Roraima after 2013. $f(X_{it})$ is the covariate matrix linear function, including education, race, gender, age, and age-squared. State fixed effects and year fixed effects are represented by θ_s and α_t , respectively. The term β estimates the effects of the Venezuelan refugee crisis in Roraima on logged wages. The error term ε_{ist} is clustered at the state level, given we cannot observe municipality in the PNAD-C data.

Table 7: Log Wage Effects in the Informal Sector

	Informal Log Wages		
	(1)	(2)	(3)
Treat	-0.018 (0.029)	-0.022 (0.027)	0.012 (0.029)
Immigrant Occupations		0.077*** (0.016)	
Treat \times Immigrant Occupations		0.011 (0.019)	
Immigrant Activities			0.140*** (0.012)
Treat \times Immigrant Activities			-0.085*** (0.017)
N	67 894	67 894	67 894
Year FE	X	X	X
State FE	X	X	X

¹ Standard-errors are clustered by state.

² Propensity score explanatory variables and covariates in the main specification are gender and race indicators, age, age-squared, tenure, tenure-squared and education level.

³ * $p < 0.1$, ** $p < 0.05$, *** $p < 0.01$

Table 7 presents the outcomes of our analysis using equation (7). Column (1) shows the aggregate treatment effect result, at around -1.8 percent, which is not statistically significant. Despite the inherent coarseness of the PNAD-C survey data, it still provides limited evidence of a substitution effect in the informal market due to the increased labor supply in Roraima.

Moreover, PNAD-C includes data on economic activities and worker occupations, albeit at a lower level of detail. To assess the impact of immigrant exposure on specific industries or job occupations more accurately, we link sectors with a higher immigrant presence in both variables in RAIS to corresponding categories in PNAD-C. We assume that Venezuelan immigrants have similar preferences regarding economic activities and occupations in both informal and formal sectors. The categories used for the indicator function are general service, crafting, and construction helpers for job occupations, and construction, restaurants, and commerce for economic activities.

The model, similar to Equation (7), differs by allowing the heterogeneity dummy to interact with the treatment indicator. Columns (2) and (3) in Table 7 show results for the informal sector; specifically, the interactions with occupations and economic activities, respectively.

In the informal sector, the data indicate that both occupations and firm activities were associated with higher wages compared to other categories. However, with the treatment interaction, the results become statistically insignificant for occupations and show a significant 8.5 percent decrease for firm activities. This suggests that immigrants may have adversely affected the earnings of individuals in these categories in Roraima post-crisis.

The results indicate a significant impact of immigration on the informal sector, highlighting a substitution effect that adversely influences wages. Conversely, in the formal sector, the analysis suggests a potential benefit for workers, attributable to the complementarity effect that the informal sector provides to formal employment and a possible increase in efficiency within the formal market.

VII Conclusion

In this paper, we conducted a comprehensive analysis of the labor market impacts of the Venezuelan crisis in Brazil, focusing on the state of Roraima, where the crisis had a di-

rect impact. The state's geographical isolation helps us use the immigration shock as a natural experiment, allowing us to measure its effects on the local labor market. Using a difference-in-differences model, we explored the potential differences in effects based on market diversity in terms of economic sector and worker occupation.

Our findings reveal that the average monthly wages in Roraima increased by approximately 2 percent in the early stages of the crisis. By analyzing the presence of Venezuelan formal workers by firm's economic sectors and occupation type, we found that Brazilian workers involved in economic sectors and occupations that had a presence of Venezuelan immigrants experienced a slightly lower wage increase than those involved in sectors and occupations without any Venezuelan presence. We also observed no significant changes in formal employment displacement of Brazilians but did find evidence of them moving from high-immigrant occupations to low-immigrant occupations in the post-treatment years.

Furthermore, using nationally representative survey data, our analysis of the informal labor market revealed that while Brazilian informal workers did not experience a significant drop in wages on aggregate, those involved in sectors with the presence of Venezuelan immigrants experienced a significant wage drop. We can conclude that immigrants in the informal labor market acted as complements to the formal labor market, allowing the overall formal wage to increase and offsetting any substitution effect of foreign workers within formality.

In summary, our study emphasized the need to consider the various factors that can influence the impacts of refugees on the labor market. While our research suggested that refugees can bring benefits, it also highlighted the potential drawbacks of large-scale immigration in regions with a significant informal economy. Moving forward, policymakers should prioritize policies that improve the welfare of refugees and promote their active participation in the economy while also being mindful of the potential negative effects on those working informally. Future research should further explore the impacts of the population boom in Roraima, including improving the understanding of the effects on

consumption, health, and public safety outcomes.

References

- Abadie, Alberto, Susan Athey, Guido W Imbens, and Jeffrey M Wooldridge (2023) “When Should You Adjust Standard Errors for Clustering?*,” *The Quarterly Journal of Economics*, 138 (1), 1–35, [10.1093/qje/qjac038](https://doi.org/10.1093/qje/qjac038).
- Aksu, Ege, Refik Erzan, and Murat Güray Kırdar (2022) “The impact of mass migration of Syrians on the Turkish labor market,” *Labour Economics*, 76, 102183, [10.1016/j.labeco.2022.102183](https://doi.org/10.1016/j.labeco.2022.102183).
- Alix-Garcia, Jennifer, Sarah Walker, Anne Bartlett, Harun Onder, and Apurva Sanghi (2018) “Do refugee camps help or hurt hosts? The case of Kakuma, Kenya,” *Journal of Development Economics*, 130, 66–83, [10.1016/j.jdeveco.2017.09.005](https://doi.org/10.1016/j.jdeveco.2017.09.005).
- Arkhangelsky, Dmitry, Susan Athey, David A. Hirshberg, Guido W. Imbens, and Stefan Wager (2021) “Synthetic Difference-in-Differences,” *American Economic Review*, 111 (12), 4088–4118, [10.1257/aer.20190159](https://doi.org/10.1257/aer.20190159).
- Azeredo, Cimar (2019) “IBGE - Censo Agro 2017,” tinyurl.com/3hd3zpb7.
- Bahar, Dany, Ana María Ibáñez, and Sandra V. Rozo (2021) “Give me your tired and your poor: Impact of a large-scale amnesty program for undocumented refugees,” *Journal of Development Economics*, 151, 102652, [10.1016/j.jdeveco.2021.102652](https://doi.org/10.1016/j.jdeveco.2021.102652).
- Borjas, George J. (2003) “The Labor Demand Curve is Downward Sloping: Reexamining the Impact of Immigration on the Labor Market*,” *The Quarterly Journal of Economics*, 118 (4), 1335–1374, [10.1162/003355303322552810](https://doi.org/10.1162/003355303322552810).
- (2006) “Native Internal Migration and the Labor Market Impact of Immigration,” *Journal of Human Resources*, XLI (2), 221–258, [10.3368/jhr.XLI.2.221](https://doi.org/10.3368/jhr.XLI.2.221), Publisher: University of Wisconsin Press.
- (2017) “The Wage Impact of the Marielitos: A Reappraisal,” *ILR Review*, 70 (5), 1077–1110, [10.1177/0019793917692945](https://doi.org/10.1177/0019793917692945), Publisher: SAGE Publications Inc.
- Borjas, George J., Richard B. Freeman, Lawrence F. Katz, John DiNardo, and John M. Abowd (1997) “How Much Do Immigration and Trade Affect Labor Market Outcomes?” *Brookings Papers on Economic Activity*, 1997 (1), 1–90, [10.2307/2534701](https://doi.org/10.2307/2534701), Publisher: Brookings Institution Press.
- Callaway, Brantly, Andrew Goodman-Bacon, and Pedro H. C. Sant’Anna (2021) “Difference-in-

- Differences with a Continuous Treatment,” July, [10.48550/arXiv.2107.02637](https://arxiv.org/abs/2107.02637), arXiv:2107.02637 [econ].
- Card, David (1990) “The Impact of the Mariel Boatlift on the Miami Labor Market,” *ILR Review*, 43 (2), 245–257, [10.1177/001979399004300205](https://doi.org/10.1177/001979399004300205), Publisher: SAGE Publications Inc.
- (2005) “Is the New Immigration Really so Bad?” *The Economic Journal*, 115 (507), F300–F323, [10.1111/j.1468-0297.2005.01037.x](https://doi.org/10.1111/j.1468-0297.2005.01037.x).
- (2009) “Immigration and Inequality,” *American Economic Review*, 99 (2), 1–21, [10.1257/aer.99.2.1](https://doi.org/10.1257/aer.99.2.1).
- Caruso, German, Christian Gomez Canon, and Valerie Mueller (2021) “Spillover effects of the Venezuelan crisis: migration impacts in Colombia,” *Oxford Economic Papers*, 73 (2), 771–795, [10.1093/oep/gpz072](https://doi.org/10.1093/oep/gpz072).
- Clemens, Michael A. and Jennifer Hunt (2019) “The Labor Market Effects of Refugee Waves: Reconciling Conflicting Results,” *ILR Review*, 72 (4), 818–857, [10.1177/0019793918824597](https://doi.org/10.1177/0019793918824597), Publisher: SAGE Publications Inc.
- Delgado-Prieto, Lukas, “Dynamics of Local Wages and Employment: Evidence from the Venezuelan Immigration in Colombia.”
- Dustmann, Christian, Francesco Fasani, Tommaso Frattini, Luigi Minale, and Uta Schönberg (2017) “On the economics and politics of refugee migration,” *Economic Policy*, 32 (91), 497–550, [10.1093/epolic/eix008](https://doi.org/10.1093/epolic/eix008).
- Dustmann, Christian, Tommaso Frattini, and Ian P. Preston (2013) “The Effect of Immigration along the Distribution of Wages,” *The Review of Economic Studies*, 80 (1), 145–173, [10.1093/restud/rds019](https://doi.org/10.1093/restud/rds019).
- Echeverría-Estrada, Diego Chaves-González, Carlos (2020) “Venezuelan Migrants and Refugees in Latin America and the Caribbean: A Regional Profile,” August, <https://www.migrationpolicy.org/research/venezuelans-latin-america-caribbean-regional-profile>.
- EIA (2019) “International Analysis: Venezuela,” <https://www.eia.gov/international/overview/country/VEN>.
- Fallah, Belal, Caroline Krafft, and Jackline Wahba (2019) “The impact of refugees on employment

- and wages in Jordan,” *Journal of Development Economics*, 139, 203–216, [10.1016/j.jdeveco.2019.03.009](https://doi.org/10.1016/j.jdeveco.2019.03.009).
- Foged, Mette and Giovanni Peri (2016) “Immigrants’ Effect on Native Workers: New Analysis on Longitudinal Data,” *American Economic Journal: Applied Economics*, 8 (2), 1–34, <https://www.aeaweb.org/articles?id=10.1257/app.20150114>.
- Friedberg, Rachel M. (2001) “The Impact of Mass Migration on the Israeli Labor Market*,” *The Quarterly Journal of Economics*, 116 (4), 1373–1408, [10.1162/003355301753265606](https://doi.org/10.1162/003355301753265606).
- Glitz, Albrecht (2012) “The Labor Market Impact of Immigration: A Quasi-Experiment Exploiting Immigrant Location Rules in Germany,” *Journal of Labor Economics*, 30 (1), 175–213, [10.1086/662143](https://doi.org/10.1086/662143), Publisher: The University of Chicago Press.
- Groeger, Andre, Gianmarco León-Ciliotta, and Steven Stillman (2024) “Immigration, labor markets and discrimination: Evidence from the Venezuelan Exodus in Perú,” *World Development*, 174, 106437, [10.1016/j.worlddev.2023.106437](https://doi.org/10.1016/j.worlddev.2023.106437).
- Haider, Waqas (2020) “Estimates of Total Oil & Gas Reserves in The World, Future of Oil and Gas Companies and SMART Investments by E & P Companies in Renewable Energy Sources for Future Energy Needs,”: OnePetro, January, [10.2523/IPTC-19729-MS](https://doi.org/10.2523/IPTC-19729-MS).
- Hunt, Jennifer (1992) “The Impact of the 1962 Repatriates from Algeria on the French Labor Market,” *ILR Review*, 45 (3), 556–572, [10.1177/001979399204500310](https://doi.org/10.1177/001979399204500310), Publisher: SAGE Publications Inc.
- Lavetti, Kurt and Ian M. Schmutte (2023) “Gender differences in sorting on wages and risk,” *Journal of Econometrics*, 233 (2), 507–523, [10.1016/j.jeconom.2022.06.012](https://doi.org/10.1016/j.jeconom.2022.06.012).
- Lebow, Jeremy (2022) “The labor market effects of Venezuelan migration to Colombia: reconciling conflicting results,” *IZA Journal of Development and Migration*, 13 (1), <https://sciendocom/es/article/10.2478/izajodm-2022-0005>.
- Lechner, Michael and Anthony Strittmatter (2019) “Practical procedures to deal with common support problems in matching estimation,” *Econometric Reviews*, 38 (2), 193–207, [10.1080/07474938.2017.1318509](https://doi.org/10.1080/07474938.2017.1318509), Publisher: Taylor & Francis _eprint: <https://doi.org/10.1080/07474938.2017.1318509>.
- Llull, Joan (2018) “Immigration, Wages, and Education: A Labour Market Equilibrium Structural

- Model," *The Review of Economic Studies*, 85 (3), 1852–1896, [10.1093/restud/rdx053](https://doi.org/10.1093/restud/rdx053).
- Lopes, Minervaldo (2018) "Mais de 70 mil venezuelanos entraram em Roraima em 2017," January, <https://folhabv.com.br/noticia/CIDADES/Capital/Mais-de-70-mil-venezuelanos-entraram-em-Roraima-em-2017/35775>.
- Manacorda, Marco, Alan Manning, and Jonathan Wadsworth (2012) "The Impact of Immigration on the Structure of Wages: Theory and Evidence from Britain," *Journal of the European Economic Association*, 10 (1), 120–151, [10.1111/j.1542-4774.2011.01049.x](https://doi.org/10.1111/j.1542-4774.2011.01049.x).
- Maystadt, Jean-François and Philip Verwimp (2014) "Winners and Losers among a Refugee-Hosting Population," *Economic Development and Cultural Change*, 62 (4), 769–809, [10.1086/676458](https://doi.org/10.1086/676458), Publisher: The University of Chicago Press.
- Morales, Fernando and Martha Denisse Pierola (2020) "Venezuelan migration in Peru: Short-term adjustments in the labor market," Working Paper IDB-WP-1146, IDB Working Paper Series, [10.18235/0002594](https://doi.org/10.18235/0002594).
- de Oliveira, George Alberto Garcia (2019) "Use of the Brazilian Military Component in the Face of Venezuela's Migration Crisis."
- Peri, Giovanni and Chad Sparber (2009) "Task Specialization, Immigration, and Wages," *American Economic Journal: Applied Economics*, 1 (3), 135–169, [10.1257/app.1.3.135](https://doi.org/10.1257/app.1.3.135).
- Ramsey, Geoff and Gimena Sánchez-Garzoli (2018) "Responding to an Exodus: Venezuela's Migration and Refugee Crisis as Seen From the Colombian and Brazilian Borders."
- Ruiz, Isabel and Carlos Vargas-Silva (2016) "The labour market consequences of hosting refugees," *Journal of Economic Geography*, 16 (3), 667–694, [10.1093/jeg/lbv019](https://doi.org/10.1093/jeg/lbv019).
- Ryu, Hanbyul and Jayash Paudel (2022) "Refugee Inflow and Labor Market Outcomes in Brazil: Evidence from the Venezuelan Exodus," *Population and Development Review*, 48 (1), 75–96, [10.1111/padr.12452](https://doi.org/10.1111/padr.12452), eprint: <https://onlinelibrary.wiley.com/doi/pdf/10.1111/padr.12452>.
- Sant'Anna, Pedro H. C. and Jun Zhao (2020) "Doubly robust difference-in-differences estimators," *Journal of Econometrics*, 219 (1), 101–122, [10.1016/j.jeconom.2020.06.003](https://doi.org/10.1016/j.jeconom.2020.06.003).
- Taylor, J. Edward, Mateusz J. Filipowski, Mohamad Alloush, Anubhab Gupta, Ruben Irvin Rojas Valdes, and Ernesto Gonzalez-Estrada (2016) "Economic impact of refugees," *Proceedings of the National Academy of Sciences*, 113 (27), 7449–7453, [10.1073/pnas.1604566113](https://doi.org/10.1073/pnas.1604566113), Publisher:

Proceedings of the National Academy of Sciences.

Tumen, Semih (2016) "The Economic Impact of Syrian Refugees on Host Countries: Quasi-experimental Evidence from Turkey," *American Economic Review*, 106 (5), 456–460, [10.1257/aer.p20161065](https://doi.org/10.1257/aer.p20161065).

UNHCR (2022) "Venezuela situation - The UN Refugee Agency," <https://www.unhcr.org/venezuela-emergency.html>.

Uysal, S. Derya (2015) "Doubly Robust Estimation of Causal Effects with Multivalued Treatments: An Application to the Returns to Schooling," *Journal of Applied Econometrics*, 30 (5), 763–786, [10.1002/jae.2386](https://doi.org/10.1002/jae.2386), _eprint: <https://onlinelibrary.wiley.com/doi/pdf/10.1002/jae.2386>.

Appendices

A Foreign Presence Outside RAIS

Even though RAIS provides a good picture of Venezuelans entering Brazil and exclusively staying in Roraima, it only counts Venezuelans in the formal labor market. Venezuelans may be crossing the border and going through, staying in other states outside the formal labor market, in refugee camps, or working informally. Table ?? shows that around 41 thousand individuals crossed Roraima and did not return to Venezuela. However, we do not observe either in RAIS or the Federal Police data whether they stayed in Roraima or moved around.

It would jeopardize our identification strategy if the control states hosted many Venezuelan refugees outside the formal labor market. To show that it is not the case, we rely on the refugee application data from the Brazilian National Committee for Refugees (CONARE).

Foreigners in Brazil can be registered as refugees to get benefits such as obtaining the individual taxpayer registration number (CPF), accessing health and education services, and opening a bank account, among others. A potential refugee must submit its recognition to, and then analyzed by, CONARE. The committee then decides whether they are recognized as a refugee. If rejected, they can appeal. Since refugee applications only exist conditional on the presence of a forcibly displaced population, we believe the data is an adequate proxy for Venezuelans not observed in the formal labor market.

Variables included in CONARE are the nationality of the applicants, the reason for leaving their country, the date when the application was submitted, the municipality and the state where the application was submitted, and the date when CONARE made the decision.

Table A.1 shows the cumulative number of refugee applications by treatment status and year between 2011 and 2020. There were 56,984 refugee requests in Roraima in 10

years, with the first application submitted in 2015. If we consider our period of interest, 2014-2017, more than 10 thousand individuals requested refugee status, with virtually zero applications found in control states. If immigrants are moving across treated and control states, the likelihood of a Venezuelan applying for refugee status in another location rather than Roraima would significantly increase. Accordingly, we do not see this behavior in the data.

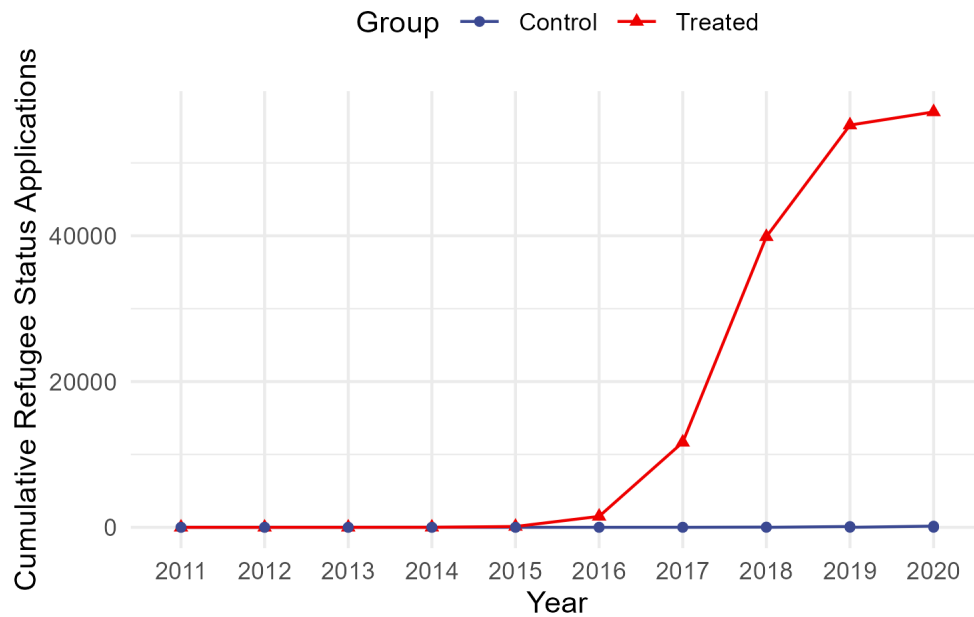


Figure A.1: Cumulative refugee requests by year and treatment status

Another consideration when combining Figure A.1 and Table ?? is that only a quarter of those who entered Roraima and stayed in 2017 applied for refugee status. If we combine RAIS, around ten percent of these applicants found a job in the formal labor market. Suppose we assume an individual seeks refugee status to apply for employment and proper residence. In that case, it is a safe inference that a significant fraction of Venezuelans were actively in seek of employment, not necessarily in the formal labor market, with some of these accepting offers in the informal labor market.

B Synthetic Control Methods Results

Concerns may arise in our estimation strategy of using the doubly robust difference-in-differences method given the nature of our natural experiment with only one treatment state (Roraima) if the control group is chosen incorrectly. In the main analysis, we compare the treatment state with carefully chosen control states in Brazil with states with socioeconomic and sociodemographic characteristics comparable to those of the treatment state. We also showed pre-treatment parallel trends in our outcome variable. However, it may lead to endogeneity bias if the control groups are characteristically different from the treatment state.

A popular way of estimating the causal effects of the treatment in the case of a singular or a few treatment states is by using the Synthetic Control Method (SCM). Using SCM with the northern Brazilian states as our donor pool for the synthetic Roraima, we reconfirm the validity of our choice of control states in the main analysis.

Consider the case with $j + 1$ states where $j = 0, \dots, J$ where $j = 0$ is the only treatment unit, in our case, the state of Roraima. W is the $j \times 1$ vector of non-negative weights for the donor states that comprise synthetic Roraima such that $\sum_j^1 w_j = 1$ and $0 \leq w_j \leq 1$. X_1 is a $K \times 1$ vector of matching variables used to construct our synthetic control group. In our case, our main primary outcome variables, the wages, act as the only matching variable. X_0 is a $K \times J$ matrix for all control states J with the same predictors as Roraima's pretreatment wage trends. The SCM selects the vector of weights W^* that minimizes the difference between X_1 and X_0W such that:

$$(8) \quad W^* = \arg \min_w (X_1 - X_0W)'(X_1 - X_0W)$$

$$(9) \quad \text{s.t.} \sum_J^{j-1} w_j = 1, 0 \leq w_j \leq 1$$

The optimal W is chosen by an optimization process that minimizes the mean-squared

prediction error (MSPE) in the pre-treatment period. Following the construction of weights, we estimate the effects of the wage effects of the Venezuelan refugee crisis in Roraima, Brazil using the formula: $(Y_{Post}^{RR} - Y_{Pre}^{RR}) - (Y_{Post}^{SRR} - Y_{Pre}^{SRR})$, where Y_{Pre}^{RR} and Y_{Post}^{RR} are the average logged wage in Roraima in pre- and post-treatment periods, and Y_{Pre}^{SRR} and Y_{Post}^{SRR} are the average logged wage in synthetic Roraima in pre- and post-treatment periods respectively.

Due to the geographical proximity and sociodemographic similarities with Roraima, our donor pool consists of northern Brazilian states. Figure B.1 illustrates the weights we received from the optimization procedure. The entire weight is shared between Acre (0.80) and Amapá (0.20), which confirms our initial decision to use these states as the control states in our main analysis.

Figure B.2 shows the wage results from the SCM analysis. The figure shows perfect parallel trends between Roraima and synthetic Roraima until 2013 and a few years following. The trends start to diverge in 2016 where the wages for synthetic Roraima have a reduction in slope but Roraima's slope reduction is less steep. In the year 2018, we see an almost 0.20 percentage point difference between Roraima and synthetic Roraima. This exercise confirms the results from our primary analysis using difference-in-differences.

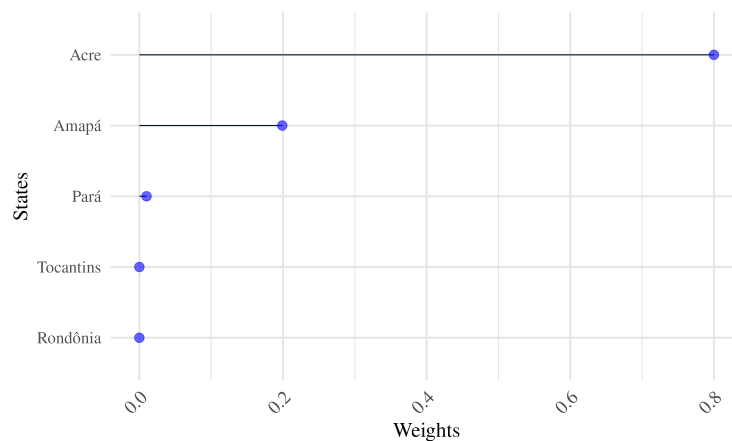


Figure B.1: Weights for Donor States in the Northern Brazilian Region in the Synthetic Control Method

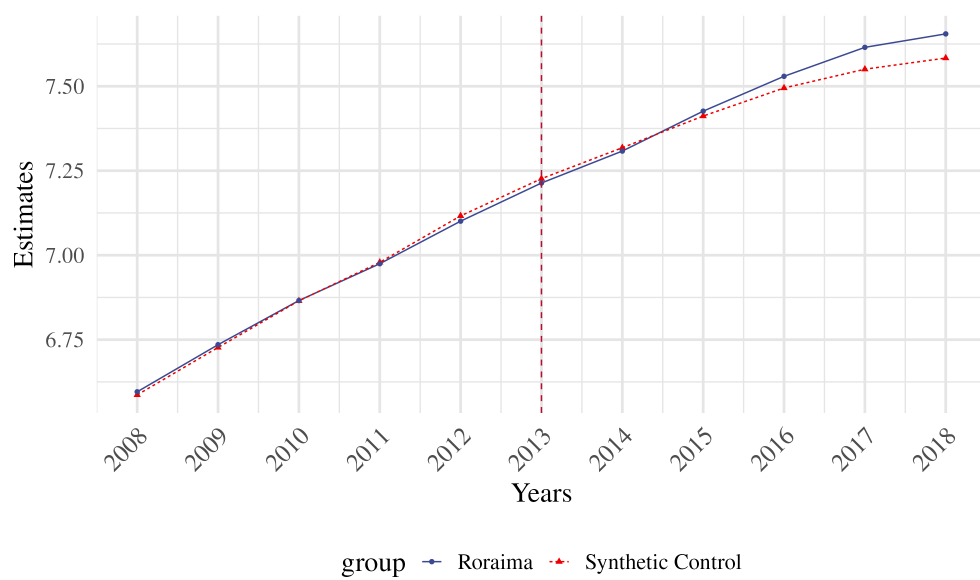


Figure B.2: Effects of the Venezuelan Refugee Crisis in the Brazilian Labor Market using the Synthetic Control Methods

C Synthetic Difference-in-Differences

In this section, we provide results using the Synthetic Difference-in-differences (SDID), approach from [Arkhangelsky et al. \(2021\)](#), a twist from the classical SCM that relaxes its restrictions by imposing only slope-fitting of the synthetic control and the treatment group.

Figure C.2 shows the optimal donors for the SDID algorithm. It confirms that Amapá and Acre are the most suitable donors for the experiment, with a combined weight value of approximately 65 percent.

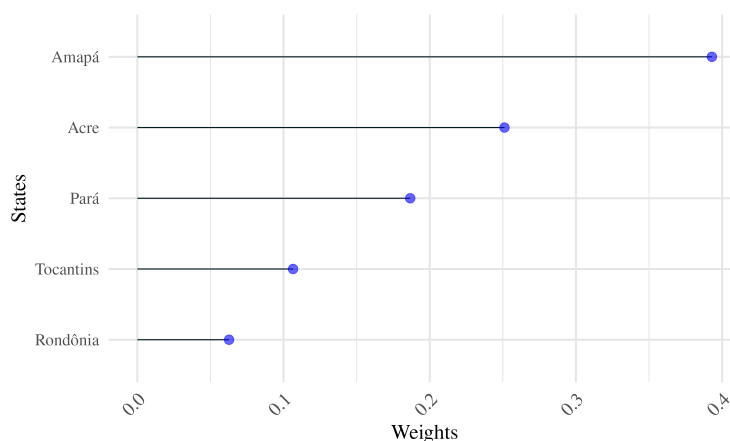


Figure C.1: Weights for Donor States in the Northern Brazilian Region in the Synthetic Difference-in-Differences Method

Figure C.2 shows the treatment group and synthetic Roraima trends using the SDID framework. After 2013, Roraima was able to maintain higher wage levels compared to the generated synthetic Roraima, confirming our main results using a straightforward difference-in-differences approach.

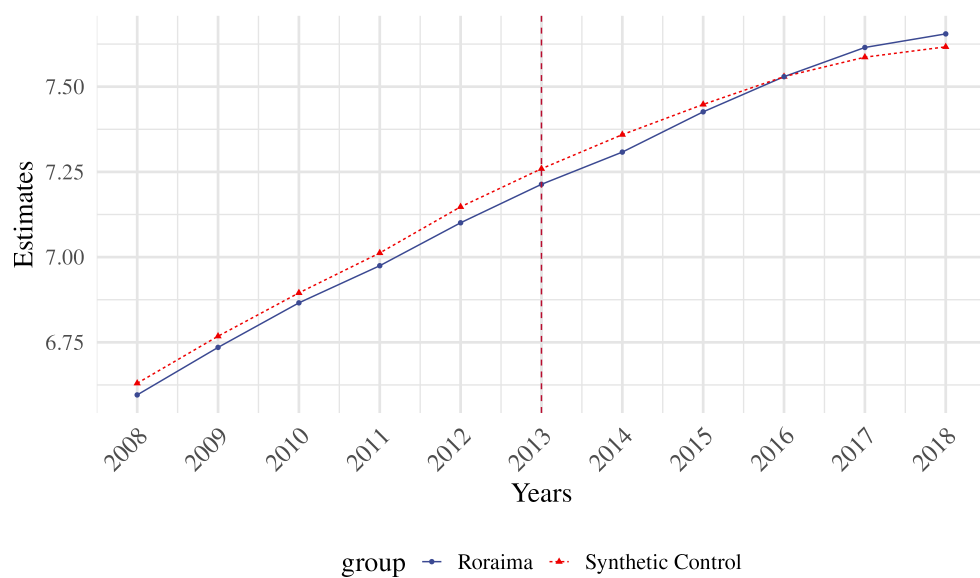


Figure C.2: Effects of the Venezuelan Refugee Crisis in the Brazilian Labor Market using the Synthetic Difference-in-Differences Methods

D Other Figures

Figure D.1: Industries where Venezuelan migrants worked in 2018 (as a percentage of total Venezuelans in RAIS)

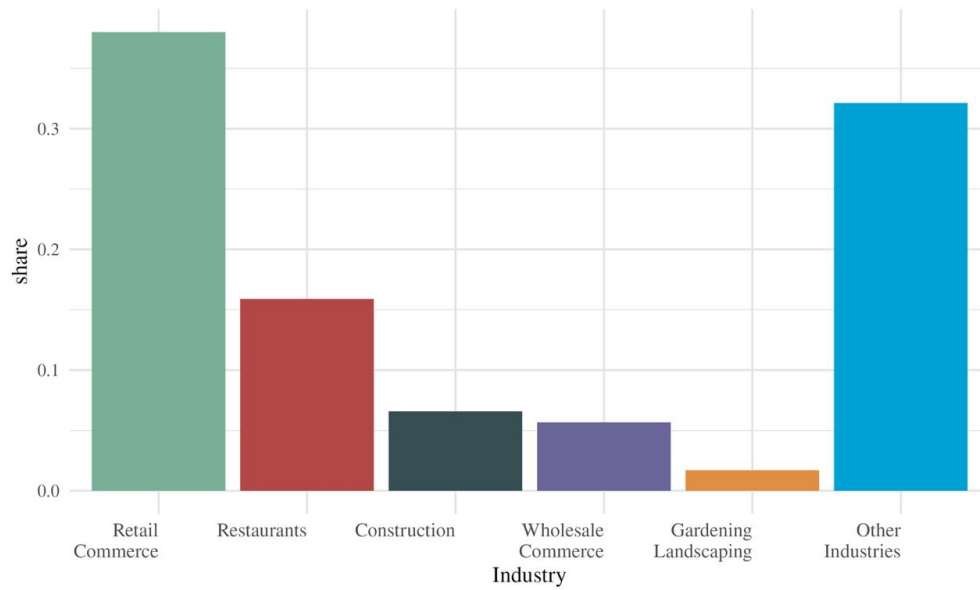


Figure D.2: Occupations of Venezuelans in 2018 (as a percentage of total Venezuelans in RAIS)

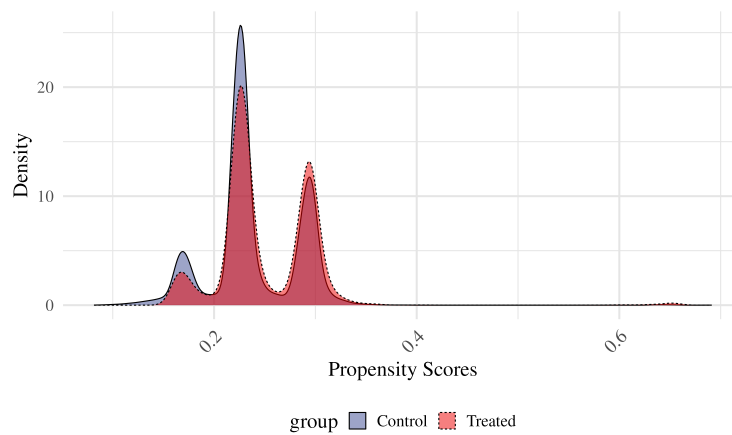
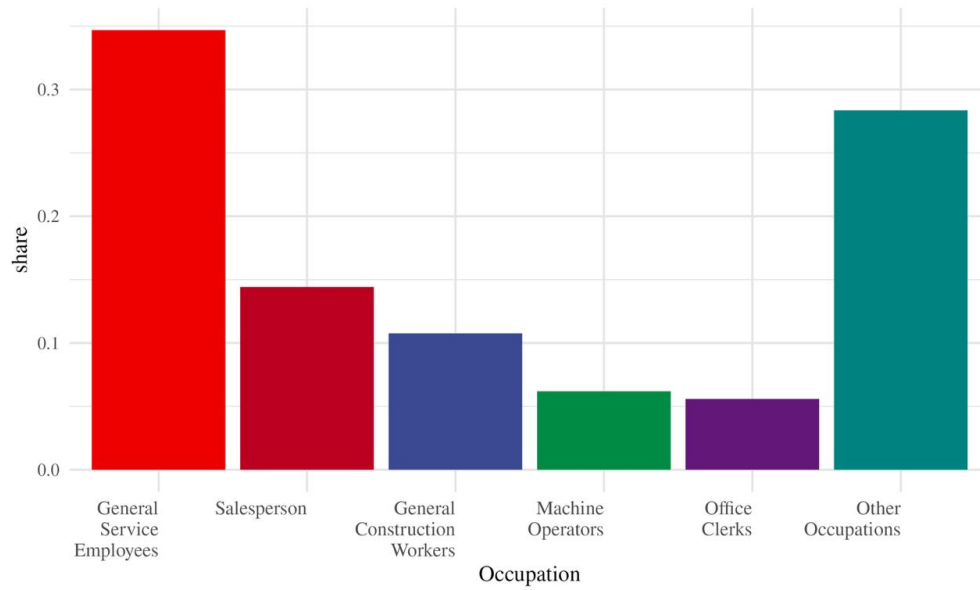


Figure D.3: Covariate Balance for Propensity Score Analysis for College Graduate RAIS Sample

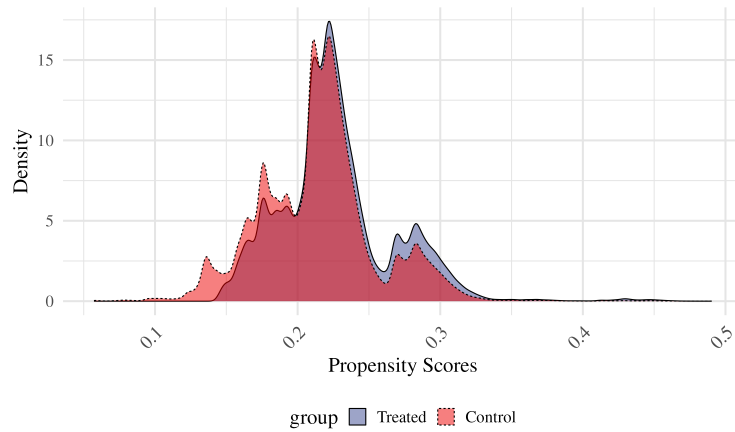


Figure D.4: Covariate Balance for Propensity Score Analysis

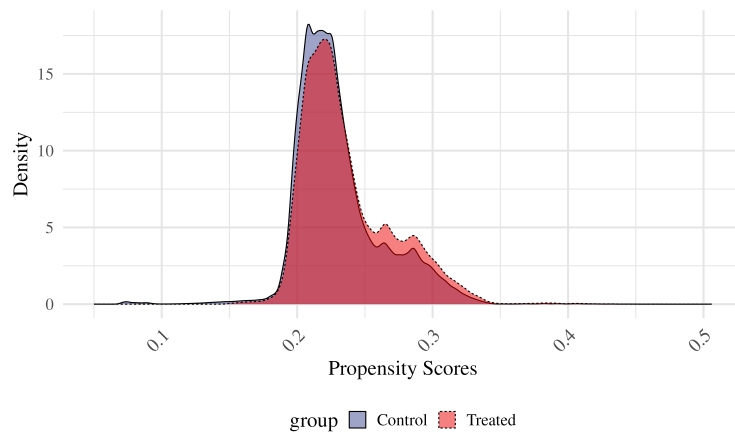


Figure D.5: Covariate Balance for Propensity Score Analysis for High School Graduate RAIS Sample

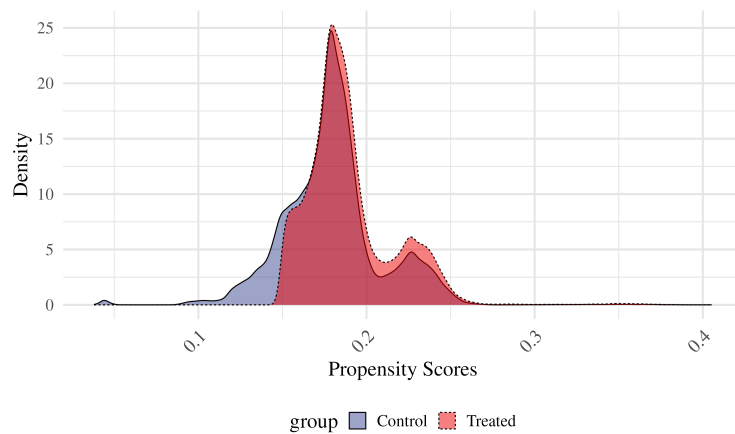


Figure D.6: Covariate Balance for Propensity Score Analysis for RAIS Sample with Less Than High School Education