

Reception Reader: Exploring Text Reuse in Early Modern British Publications

David Rosson^a, Eetu Mäkelä^a, Ville Vaara^a, Ananth Mahadevan^b, Yann Ryan^a & Mikko Tolonen^{a*}

^aDepartment of Digital Humanities, University of Helsinki, Helsinki, Finland

^bDepartment of Computer Science, University of Helsinki, Helsinki, Finland

Abstract

The Reception Reader is a web tool for studying text reuse in the Early English Books Online (EEBO-TCP) and Eighteenth Century Collections Online (ECCO) data. Users can: 1) explore a visual overview of the reception of a work, or its incoming connections, across time based on shared text segments, 2) interactively survey the details of connected documents, and 3) examine the context of reused text for “close reading”. We show examples of how the tool streamlines research and exploration tasks, and discuss the utility and limitations of the user interface along with its current data sources.

Keywords: reception studies; text reuse; digital humanities; data visualisation; Early English Books Online (EEBO-TCP); Eighteenth Century Collections Online (ECCO)

(1) Introduction

The Reception Reader is a tool designed to help humanities scholars study the reception of works over time. Users can search for a work of interest in the Early English Books Online (EEBO-TCP) and Eighteenth Century Collections Online (ECCO) databases which cover a considerable portion of books published in Britain between 1450-1800. With ease, users can navigate through instances of text reuse organised temporally and clustered around different sections of the document. The tool's design optimises for the use case of switching between distant and close reading for a deeper understanding of reception and influence.

The study of context and reception is critical for understanding early modern intellectual, literary, and cultural history (Skinner, 1969; Thompson, 1993; Jauss, 2019). Historically, this was done through manual methods, but with the advent of digital humanities, there has been a growing interest in systematic and data-driven studies of both reception and intertextuality between works (*e.g.* de Bolla et al., 2020; Gavin, 2016; Ladd, 2021).

Text reuse detection using computational methods has become a common practice in digital humanities (Gladstone & Cooney, 2020; Vesanto et al., 2017; Salmi et al., 2020; Büchler et al., 2014; Citron & Ginsparg, 2015; Cordell, 2015; Lee, 2007; Mullen, 2016; Smith et al., 2013) and makes it possible to cover a vast number of works and a greater extent of shared passages despite noisy data. While text reuse does not necessarily imply influence, it provides valuable information for understanding reception at scale.


The Reception Reader is intended for scholars and students in the humanities, such as literature, history, and philosophy, and serves as a test case for the integration of technology and humanities scholarship in research. The broader goal is to empower humanists and bring computational research to a wider audience through researcher-focused tools and easier access to data. The aim is not just to provide a tool for research, but also to promote data literacy. The Reception Reader can be used in educational settings, such as project courses, to introduce humanities students to the world of data science through hands-on experience and give them a taste of what is possible in the field of digital humanities.

(2) The user interface

This section serves as an introductory guide for using the Reception Reader.

(2.1) Metadata search

Start with the search page to look for a document of interest. The query text can be an author's name, a word or multiple words in the book's title, or some combination of these. Prefix and fuzzy searches are supported. Click the search button or hit the "Enter" key to continue. The results are scored based on how many terms are matched, and the first 100 results are returned, sorted by the match score.



Doc ID	Year	Author	Title
1649800202	1753	Hume, David (1711-1776)	Essays and treatises on several subjects. By David Hume, Esq; vol. II. Containing philosophical essays concerning human understanding
1566600301	1753	Hume, David (1711-1776)	Essays and treatises on several subjects. By David Hume, Esq; in four volumes. Vol. I. Containing essays, moral and political
1612202900	1754	Hume, David (1711-1776)	Essays and treatises on several subjects. By David Hume, Esq; vol. IV. Containing political discourses
1043101500	1777	Hume, David (1711-1776)	Two essays
1004800500	1789	Hume, David (1711-1776)	Two essays
0127602403	1753	Hume, David (1711-1776)	Essays and treatises
0074400200	1758	Hume, David (1711-1776)	Essays and treatises
0050700301	1760	Hume, David (1711-1776)	Essays and treatises

Figure 1. Searching for documents by metadata

The document ID, publication year, author name, and short title of the document are shown in the search results (fig. 1). Click on a column's header to sort that column and toggle between ascending and descending order. Secondary sort order carries over on re-sorting, for example, if you first click on sort by year, then click on sort by author, the results will be sorted by author name, while rows with the same author name are sorted by year. You can also use the browser's text search to navigate around the results. Clicking on the document ID of a result will select it as the primary document and open up the main interactive interface.

(2.2) Interactive visualisation

The main interface has two sections: on the left is a beeswarm chart of the reuse connections, on the right is a view of the reuse context.

In the beeswarm chart, each dot represents an instance of reuse connected to the primary document. Documents with the same author name are excluded from the results. By default, the "outgoing" connections are displayed, *i.e.* documents with a publication year equal to or later than that of the primary document. To see incoming connections instead, click on the "In" button in the toggle group above the top right corner of the chart. A set of time range

filters can be used to show only dots between certain years. Enter a year number in the input box for “from” or “to” or use the up and down arrow keys to adjust the year range, then hit “Enter” to apply the filter.

The dots are placed along the X-axis by publication year, and along the Y-axis by linear position of the reused text in the primary document (axis labels show page numbers). The colour of the dot maps to the gap between publication years, in the “outgoing” view, blue dots were published shortly after the primary document and red ones half a century later.

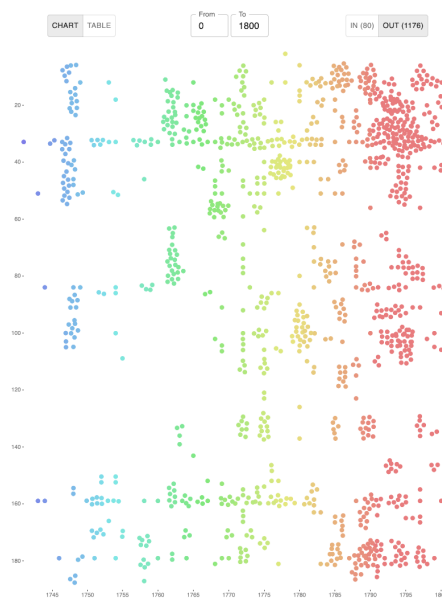


Figure 2. Visualisation of outgoing edges

The visualisation reflects, to some extent, which parts of the document are most reused. In a beeswarm chart, dots are first placed by their X and Y values then go through a force-directed Voronoi simulation with equal weighting across the dots (fig. 2). The position of the dots are then “nudged” in multiple rounds so they cluster around the original position but avoid overlapping on top of each other, the way individual bees in swarm avoid collision. This charting mechanism can be leveraged to visualise reception in terms of clustering patterns, for example, sections that have been reused constantly throughout the period will have dots line up horizontally around a certain page range (Y-axis). Vertical bands can be used to spot large-scale copying through out the document at different times. A side-way “cone” that broadens (in height) over time suggests growing reuse of that part of the document.

Interact with the chart by hovering over a dot. A tooltip shows the publication year, author, and title of the connected document and the page number of the reused segment in the

primary document. Clicking on a dot shows the context of the reused segment in the page viewer area on the right hand side of the screen.

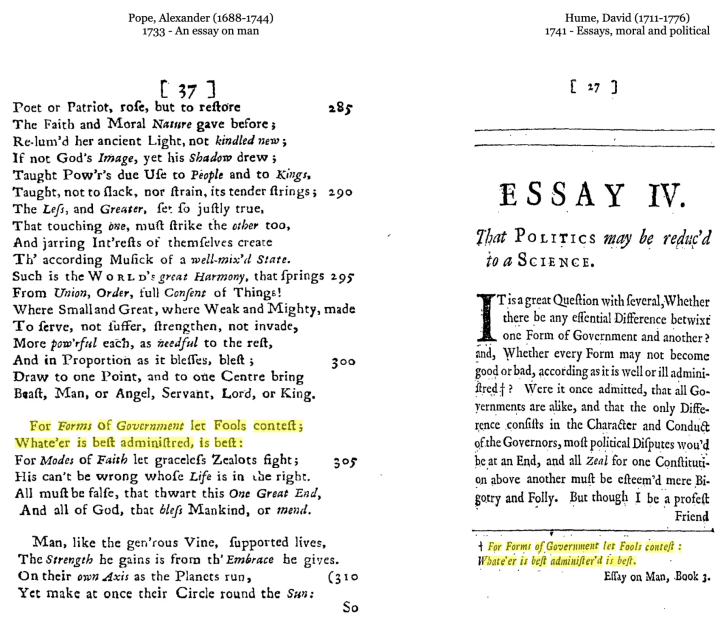


Figure 3. Viewing the context of text reuse segments

A scanned image of the page where the reuse is found, when available, is displayed, with the reused text highlighted, for both the original document and the connected document (fig. 3). Reading the context surrounding the reused text enables the examination of the primary evidence of discourse and reception: what was reused, how it was reused, and in many cases, further commentary by the later author on the quoted passage and the earlier author.

CHART		TABLE		From 1741To 1800		IN (80)OUT (1176)	
↑ Year	Author	Title				Page	
1741	Merchant	An essay on the improvement of the woollen manufacture				33	
1743	Bolingbroke, Henry St John (1678-1751)	A dissertation upon parties				51	
1743	Pope, Alexander (1688-1744)	The works of Alexander Pope, Esq				159	
1744	Shaftesbury, Anthony Ashley Cooper (1671-1713)	Characteristicks				84	
1744	Pope, Alexander (1688-1744)	Epistles to several persons				159	
1745	Pope, Alexander (1688-1744)	An essay on man				33	

Figure 4. Table view of the edges connected to the primary document

The list of connected documents can also be displayed in a table view with sortable columns and browser-native text search (fig. 4). Each row corresponds to the information of a dot in the chart view. Clicking on a row will load the reuse context in the page viewer.

(2.3) Technical setup

In earlier days of the broader project, the data points of the reuse edges were pre-processed and stored in a number of Parquet files which were then queried using a local Spark cluster. The Parquet files were not indexed and the queries were not optimised which resulted in each query taking a few minutes. For end-user facing applications, we needed the queries to be returned within “online” response times. We set up a MariaDB service and ported the edges data, available both as column-stores and as indexed tables, queryable through SQL. Reused text snippets were omitted so that the tables would be of a manageable size.

123 t1_id	123 t1_start	123 t1_end	123 t2_id	123 t2_start	123 t2_end	123 align_length	123 positives_percent
0	74,995	77,077	1	128,157	130,191	1,549	84.64
0	73,223	74,988	2	123,992	125,772	1,365	87.62
0	73,249	74,988	3	41,528	43,307	1,360	85.51
0	75,145	77,074	4	166	2,177	1,494	78.85
0	100,832	101,960	5	1,631,767	1,632,851	832	91.47
0	100,832	101,964	6	1,587,533	1,588,637	837	90.92
0	100,825	101,960	7	262,080	263,198	840	88.21
0	100,817	101,960	8	1,607,229	1,608,339	848	87.26
0	100,806	101,964	9	9,179	10,309	868	81.91
0	75,996	77,077	10	139,012	140,055	786	80.79
0	75,146	75,762	10	138,394	138,989	462	88.96
0	75,996	77,074	11	51,778	52,828	781	81.43
0	75,145	75,762	11	51,147	51,755	462	85.93
0	75,996	77,074	12	48,699	49,752	789	82
0	75,144	75,762	12	48,070	48,675	465	88.82
0	134,947	135,856	13	84,798	85,702	698	84.1

Figure 5. Rows of reuse edges in an SQL database

For the Reception Reader, we can query all the reuse instances connected to a primary document, and get the IDs of the connected documents and the location (start and end offsets) of the reused segment in each of the two documents respectively (fig. 5). A Node.js service was set up to receive requests from the user interface, retrieve the rows of reuse instances from MariaDB, enrich the results with document metadata, and return them for presentation.

The location of a text segment within a document is specified by the character offset, which is the sequential index when the entire text of a document is treated as a string. The Octavo database (Mäkelä et al., 2020) provides page mapping information at the token level for ECCO documents, that is, for each word in the text, it returns a corresponding page number and the pixel coordinates of the word’s image region on the scanned page. This information is used to show the page of the reuse context and text highlights. The offsets in Octavo are shifted from the offsets in the reuse data because the document text in Octavo contains extra annotations of chapter headings. Thus, Reception Reader’s backend service also translates the offsets between the reuse data and the page mapping data.

The frontend (user interface) and backend (data services) are each set up as a Docker image and deployed on Rahti, the container cloud provided by CSC’s computing infrastructure.

(3) Reception Reader in use

(3.1) What can first-time users do with this tool?

Begin by searching for a familiar work or an author that is interesting to you. Get an overall impression of the results. Select a document, open the chart view, and look for patterns in the reuse instances. Hover over the dots to see what documents are connected to the work of your interest, click on a dot to load the highlighted pages. Examine the context by reading around the reuse.¹ Then continue your exploration by searching for another work that is familiar to you or one that caught your attention in your previous search. This will help you get a sense of the idea of switching between distant and close reading and the versatility of the Reception Reader and how its use can be tailored to meet your specific research needs.

(3.2) Types of reuse and research questions




Figure 6. Viewing reuses of Shaftesbury's *A Letter Concerning Enthusiasm*.

Overlaps with Astell's *An Enquiry After Wit* highlighted by a red box.

The Reception Reader is a resource for finding connections between works and exploring how various editions and works were reused in early modern British printed books. For instance, a researcher interested in the reception of Lord Shaftesbury's *A Letter Concerning Enthusiasm* (1708) could easily search for and select a relevant edition and see all the reuses of it in seconds. If the researcher wishes to examine how Mary Astell's *An Enquiry After Wit*

¹ If you are looking to conduct a detailed study of a particular work, the Reception Reader also links to Gale's interface for the collection, where you can access the complete text of each edition, given that your institution has a licence for it.

(1722) relates to *A Letter Concerning Enthusiasm*, the Reception Reader is the perfect tool for further investigating that pair's connection and context (fig. 6).

Various forms of text reuse can be identified and analysed to address a range of research questions.

Type of reuse	Examples	Possible research questions
Quotes	Latin, biblical, famous quotes.	What was the process of quotes from Lucretius becoming epigraphs over time?
Reprints of longer passages	Reused sections or fragments from essays or treatises appearing in works by different authors.	What was the distribution of Hume's essays outside of his published works?
Modified reuse	Modified reuse of a specific work in another work.	How did Clarendon's <i>History of the Rebellion</i> feature in other historical works?
Verse reprints	Reprinting of poetry in unexpected or uncommon locations.	How did Dryden's poetry spread outside of known collections?
Unattributed reuse	Hidden or obscured reuse of texts.	Can we gain a broader understanding of the reception of Hume's essays by exploring their use in other works without proper attribution?
Artefacts	Imprint of publisher, advertisement.	What was the distribution pattern of advertising for Hume's <i>Treatise</i> in printed books in the eighteenth century?

Table 1. Examples of types of reuses that can be analysed.

For researching the reception history of a specific work and exploring unknown links, the Reception Reader offers a convenient way to study intertextuality in early modern British printed books by helping the user investigate both the incorporation of other texts into an author's work and the reuse of an author's work by others. The tool enables easy identification of the most frequently reused parts of an edition and the study of different levels of text reuse, including full reprints, partial and modified reprints, and quotes (table 1.).

The Reception Reader is particularly helpful in the study of the reception of a chosen edition, and as a tool to investigate patterns of text reuse by a particular author. In a previous study, it was used to access all instances of text reuse of David Hume's *Essays* and gain new insights into their reception across the eighteenth century (Spencer & Tolonen, in press). In this case, the use of the tool was supplemented by the results of other research work, namely the use of chapter heading information to segment the volume of *Essays* into constituent parts.

In another case, the Reception Reader was used to examine the text reuse in Bernard Mandeville's works with the aim of discovering authorship patterns. This analysis showed

that Mandeville's works reused parts from other authors, including Pierre Bayle, with a consistent form except in one work, *Modest Defence of Publick Stews*, suggesting that it may have been written by another author—a theory which has been put forward by other scholars in the field. Text reuse analysis may help uncover obscure evidence to solve or corroborate on such literary puzzles, and Reception Reader can help speed up the exploration.

(4) Discussion

(4.1) Data

Identifying textual overlaps in digitised sources is not trivial due to Optical Character Recognition (OCR) errors. The use of a modified version of BLAST (Vesanto, 2019)—a bioinformatics algorithm for finding regions of similar sequences, first experimented with Finnish newspapers (Salmi et al., 2020)—was shown to be an OCR error-resilient way of detecting text reuse. As part of the High-Performance Computing and Historical Discourse (HPC-HD) project, this technique was applied to EEBO-TCP and ECCO, namely, a corpus of books printed in Britain between 1450-1800 (Tolonen et al., 2022; Lahti et al., 2019).

The search process was computationally intensive, and required the use of cluster computing resources provided by CSC (Finland) and the LUMI consortium. Compared to text reuse in newspapers, reused sequences in ECCO and EEBO-TCP, which contain predominantly books, are longer, and the collections are larger than newspaper collections. Thus, a minor reduction in detection quality was also needed to enable the computation to complete with reasonable resource usage. This process has led to a massive dataset of 961 million data points that functions as the basis of text reuse data for the Reception Reader.

A historian might look at the list of reuse connections and wonder “Is every reuse captured?” BLAST gives us a level of assurance that we have detected as exhaustive an extent of the reuse instances as possible. The next question is, now that we have captured almost every instance, do we know that we have not got too many? One issue we encountered was that some larger sequences of reuse were detected as multiple smaller sequences, due to significant noise in the OCR text, that is, the true instances were broken up at noisy points and became fragmented. Another issue was that the pairwise comparison of similarity does not account for the direction of reuse in time and generates many “duplicate” results when a piece of text is frequently reused across many documents. If hundreds of documents quote a biblical verse, instead of reflecting the tree graph of one source fanning out to many

destinations, each instance is detected as being linked to every other instance, which inflates the number of edges greatly. The challenges of merging these clusters are discussed in depth in Vesanto (2019), but the problems of sliding windows and mismatched fragment sizes are vastly amplified when dealing with books compared to newspaper data.

Our research group will have an upcoming paper to describe and discuss the data and computation procedure in detail, and address issues that emerged when adapting a technique originally applied to newspapers to datasets that include books, newspapers, and pamphlets.

(4.2) Data sample: Shakespeare

We are releasing a subset of raw data, including all detected text reuse fragments and relevant metadata in EEBO-TCP and ECCO, related to the works of William Shakespeare. This sample dataset is a portion of the derived text reuse data and does not include full OCR data or images from ECCO. It is free to use for research with appropriate citation. The raw data is uncurated and requires filtering for analysis, as demonstrated in digital humanities courses at the University of Helsinki. The Reception Reader interface can be used as a web client for exploring the dataset.

Repository: version 1.0.0 is available on Zenodo. DOI:
<https://doi.org/10.5281/zenodo.7610479>

(4.3) The great chain of digital tools

The field of digital humanities requires a careful balancing act between research questions, data, and tooling. Given the diverse and ever-evolving nature of research interests, tool building for the field is a continuous journey. One effective strategy is to start by working with a dedicated research group and developing tools from the ground up. By doing so, we start with relevant use cases in mind, before expanding the tools' utility to a broader audience. Perhaps the best example of this is the Old Bailey Online project and decades of producing various kinds of derivative datasets and tools (Hitchcock & Shoemaker, 2006). No research tool operates in a vacuum. The applications are situated in the context of a community of researchers and an ecosystem of digital infrastructure, both of which gain further momentum by being integrated with digital humanities education (Tolonen et al., 2018; Tolonen et al., 2020).

The Reception Reader itself has a rich history, born from the collaboration between humanities questions and data science capabilities. Over the years, the team has been developing a broader tooling concept, Octavo, where prototypes were first built to showcase the idea of bringing together distant and close reading (Mäkelä et al., 2020; Tolonen et al., 2017). The concept of visually presenting the overall reception of a work through a single graph was also experimented with using static plotting techniques (Tolonen et al., 2018).

The Reception Reader, therefore, was not planned and developed as a "from beginning to end" solution for a single funded project. Instead, it rises from the shoulders of years of related research projects, and is just another step in the progression of digital humanities tools. When considering the funding of research infrastructure for digital humanities, it is crucial to keep in mind this kind of interconnected progression, and support research-oriented groups and ensure that the work of these groups can be scaled up.

Care and ongoing effort are required to develop the tooling infrastructure and match the tools with research questions and data in order to realise the full potential of a dataset or concept. Earlier interfaces have been developed for text reuse in various digital humanities projects (Gladstone & Cooney, 2020; Vesanto et al., 2017), and the Reception Reader is one next step on this journey, with further advancements to come.

(4.4) Future development

What users can do with the tool is more interesting than its current features, and a main motivation for presenting the information in this article is to gain a further understanding of the users' needs and potential use cases. We aim to gather feedback and incorporate new ideas into the subsequent development of the Reception Reader and other tools. Meanwhile, we already have further improvements in the works, examples are as follows:

Defragmentation: We have built a Spark pipeline and run a global clustering process on the underlying dataset to remove fragmentation errors, where continuous sequences of reuse were detected as multiple pieces due to OCR noise, and to remove intermediary reuse links by preserving only the edges connected to the earliest instance of the reuse. This process reduced the 1.9 billion two-way edges down to 373 million defragmented edges, then further down to 49 million "first-source" edges. We will assess if this consolidated dataset helps provide users with more clarity when exploring reuse patterns.

Navigation and filtering: We plan to add advanced filtering features to help the user “zoom in” on reuse instances of particular interest, while muting the noise from confounding artefacts. To support the use case of exploring multiple works of an author, or multiple editions of a work, navigation and bookmarking features will be added based on the specific research needs of the users. In future iterations, we also want to enable the experience of “walking through” a document to see all the reuses sequentially, with a fast preview of destination pages in the connected documents.

Representativeness: Data visualisation maps quantities in a dataset to visual dimensions such as positioning, colour, size, and so on to give the viewer a direct impression of the data. Quantities and relationships can be reflected in aggregate. For example, in the beeswarm chart of the Reception Reader, the density and clustering of connected documents are supposed to offer clues to “which parts of the book were the most discussed and which were not” and show trends over time. The chart tries to visualise the “volume” of reuse in reception. The “true volume”, however, is still obscured because of many artefacts, imprints of publishers and advertisement may show up as heavily reused segments, a single document may be commenting on many sections of a source essay, which may then get reprinted, showing up as larger clusters and skewing the perception of reuse visually. In the near future, we want to defragment adjacent reuse instances, deal with confounding artefacts, and refine the charting mechanism to tell a more accurate visual story of the data.

Infrastructure tooling: as part of Reception Reader’s backend, a number of data services were implemented to provide metadata enrichment, offset mapping, and data preprocessing. As a next step, we can extend the tooling and data curation efforts, for example, adding endpoints for retrieving the offset range of a page by page number and for querying for the OCR text of a given page. Currently the page mapping indices are supplied by Octavo at the document level, further work to enable querying at the page level will make the experience of browsing through different documents smoother. Each time we add to the constellation of data service capabilities, we can do more on the frontend in terms of user interactions that depend on certain types of data queries. It also accelerates subsequent feature development, even across different applications and research projects.

Comparing editions: In the eighteenth century, authors and publishers often made significant changes between editions of the same work. The text reuse fragments can be used to compare multiple editions and identify gaps and insertions within them at scale. We can use this information, for example, to trace the evolution of a work over time at the hands of authors,

publishers, or censoring authorities, or in the production of a critical edition. By highlighting the connections between an author's full body of work, text reuse opens up new possibilities for the study of individual writers. In future work, we aim to build features to provide scholars with a visual overview of changes through editions, and allow them to consider connections at granular levels, such as a section or chapter rather than a full document.

Semantic similarity: In collaboration with the TurkuNLP group, we would like to venture into detecting reuse beyond textual overlaps, that is, not just comparing sequences of characters, but to find connections based on meaning in various forms of paraphrasing.

Generalising to other datasets: The architecture of the setup of the Reader as a web client and its related data services makes it extendable to cover other materials and datasets, especially those that are openly available, which could be anything from newspapers to nineteenth-century Finnish and Swedish books. The tooling can be scaled to accommodate a variety of similar use cases and research interests as long as the original data has been digitised and made available for research use.

(5) Conclusion

The development of effective research tools in digital humanities requires a targeted approach that aligns with specific research needs. Rather than starting with an engineering question such as “What can we build”, ask a “why should we build X” question and start with a purpose, or better yet, ask the researchers what they need help with right now and what can we add value to based on what we already have. The Reception Reader is an example of this approach, serving a specific purpose while leveraging text reuse data that has potential applications in other areas. We want to start with real users in mind, and build a tool they can immediately use to make their research tasks easier. Then, we also have the opportunity to consider who else might benefit from what we have built.

The Reception Reader is partly a product of the infrastructure development in Finland through DARIAH-FI, aimed at facilitating the scaling of tools originating from research projects (www.dariah.fi). In this regard, it also serves as a test case for the idea of building software by researchers for researchers and for bringing a tool initially intended for internal use to a wider audience, so that researchers working on similar topics can benefit from exploring text reuse materials and discover new insights to add to their work.

Availability

The Reception Reader is a software demo from the HPC-HD project and will be made available for evaluation in early 2023. Since the current use cases refer to ECCO's source data such as document images, follow-up terms of data access will be negotiated with Gale.

Acknowledgements

We thank the HPC-HD project and in particular Filip Ginter, Michael Mathioudakis, and Rohit Babbar. We also thank the Helsinki Computational History Group (COMHIS) for facilitating an active intellectual environment, the Finnish IT Center for Science (CSC), EuroHPC, and LUMI for providing computing infrastructure, Gale for supporting broader evaluation of the tool, and DARIAH-FI for its patronage of science and scholarship.

Funding statement

The HPC-HD project is funded by the Academy of Finland under Grants 1333716 and 1347706.

Competing interests

The authors have no competing interests to declare.

References

- Büchler, M., Burns, P. R., Müller, M., Franzini, E., & Franzini, G. (2014). Towards a historical text re-use detection. *Text Mining: From Ontology Learning to Automated Text Processing Applications*, 221–238.
https://doi.org/10.1007/978-3-319-12655-5_11
- Citron, D. T., & Ginsparg, P. (2015). Patterns of text reuse in a scientific corpus. *Proceedings of the National Academy of Sciences*, 112(1), 25–30.
<https://doi.org/10.1073/pnas.1415135111>
- Cordell, R. (2015). Reprinting, circulation, and the network author in antebellum newspapers. *American Literary History*, 27(3), 417–445. <https://doi.org/10.1093/alh/ajv028>

- de Bolla, P., Jones, E., Nulty, P., Recchia, G., & Regan, J. (2020). The idea of liberty, 1600–1800: A distributional concept analysis. *Journal of the History of Ideas*, 81(3), 381–406. <https://doi.org/10.1353/jhi.2020.0023>
- Gavin, M. (2016). Historical text networks: The sociology of early english criticism. *Eighteenth-Century Studies*, 53–80. <https://doi.org/10.1353/ecs.2016.0041>
- Gladstone, C., & Cooney, C. (2020). Opening new paths for Scholarship: Algorithms to track text reuse in Eighteenth-Century Collections Online. *Digitizing Enlightenment. Digital Humanities and the Transformation of Eighteenth-Century Studies. Oxford University Studies in Enlightenment. Liverpool: Oxford University Studies in the Enlightenment*, 353–371.
- Hitchcock, T., & Shoemaker, R. (2006). Digitising history from below: The Old Bailey proceedings online, 1674–1834. *History Compass*, 4(2), 193–202. <https://doi.org/10.1111/j.1478-0542.2006.00309.x>
- Jauss, H. R. (2019). The identity of the poetic text in the changing horizon of understanding. In *Identity of the Literary Text* (pp. 146–174). University of Toronto Press.
- Ladd, J. R. (2021). Imaginative networks: Tracing connections among early modern book dedications. *Journal of Cultural Analytics*, 6(1). <https://doi.org/10.22148/001c.21993>
- Lahti, L., Marjanen, J., Roivainen, H., & Tolonen, M. (2019). Bibliographic Data Science and the History of the Book (c. 1500–1800). *Cataloging & Classification Quarterly*, 57(1), 5–23. <https://doi.org/10.1080/01639374.2018.1543747>
- Lee, J. S. (2007). *A computational model of text reuse in ancient literary texts*. 472–479.
- Mäkelä, E., Lagus, K., Lahti, L., Säily, T., Tolonen, M., Hämäläinen, M., Kaislaniemi, S., & Nevalainen, T. (2020). *Wrangling with non-standard data*. Proceedings of the Digital Humanities in the Nordic Countries 5th Conference. <http://ceur-ws.org/Vol-2612/paper6.pdf>
- Mullen, L. (2016). America's public bible: Biblical quotations in US newspapers. *Journal of American History*, 104(4), 1097–1098. <https://doi.org/10.1093/jahist/jax556>
- Salmi, H., Paju, P., Rantala, H., Nivala, A., Vesanto, A., & Ginter, F. (2020). The reuse of texts in Finnish newspapers and journals, 1771–1920: A digital humanities perspective. *Historical Methods: A Journal of Quantitative and Interdisciplinary History*, 54(1), 14–28. <https://doi.org/10.1080/01615440.2020.1803166>

- Skinner, Q. (1969). Meaning and Understanding in the History of Ideas. *History and Theory*, 8(1), 3–53. <https://doi.org/10.2307/2504188>
- Smith, D. A., Cordell, R., & Dillon, E. M. (2013). *Infectious texts: Modeling text reuse in nineteenth-century newspapers*. 86–94. <https://doi.org/10.1109/bigdata.2013.6691675>
- Spencer, M., & Tolonen, M. (in press). The Reception of David Hume's Essays in Eighteenth-Century Britain. In *Hume's Essays: A Critical Guide*. Cambridge University Press.
- Thompson, M. P. (1993). Reception theory and the interpretation of historical meaning. *History and Theory*, 248–272. <https://doi.org/10.2307/2505525>
- Tolonen, M., Mäkelä, E., & Lahti, L. (2022). The Anatomy of Eighteenth Century Collections Online (ECCO). *Eighteenth-Century Studies*, 56(1), 95–123. <https://doi.org/10.1353/ecs.2022.0060>
- Tolonen, M., Marjanen, J., Kanner, A., Mäkelä, E., Lahti, L., Vaara, V., Roivainen, H., Tarkka-Robinson, L., & Lähteenoja, V. (2017). *OCTAVO—Analysing Early Modern Public Communication* [Poster]. Digital Humanities, Oxford Summer School. <https://comhis.github.io/posters/octavo/>
- Tolonen, M., Vaara, V., & Vesanto, A. (2018). *Text reuse and Eighteenth-Century Histories of England*. Digital humanities in the Nordic Countries DHN2018.
- Vesanto, A. (2019). Detecting and analyzing text reuse with BLAST. *Pro Gradu-Tutkielma*. <https://www.utupub.fi/handle/10024/146706>
- Vesanto, A., Ginter, F., Salmi, H., Nivala, A., & Salakoski, T. (2017). *A system for identifying and exploring text repetition in large historical document corpora*. 330–333.