

XY* transition and extraordinary boundary criticality from fractional exciton condensation in quantum Hall bilayer

Ya-Hui Zhang,^{1,*} Zheng Zhu,^{2,3,†} and Ashvin Vishwanath^{4,‡}

¹*Department of Physics and Astronomy, Johns Hopkins University, Baltimore, Maryland 21218, USA*

²*Kavli Institute for Theoretical Sciences, University of Chinese Academy of Sciences, Beijing 100190, China*

³*CAS Center for Excellence in Topological Quantum Computation,
University of Chinese Academy of Sciences, Beijing, 100190, China*

⁴*Department of Physics, Harvard University, Cambridge MA 02138.*

(Dated: February 9, 2023)

XY* transitions represent one of the simplest examples of unconventional quantum criticality, in which fractionally charged excitations condense into a superfluid, and display novel features that combine quantum criticality and fractionalization. Nevertheless their experimental realization is challenging. Here we propose to study the XY* transition in quantum Hall bilayers at filling $(\nu_1, \nu_2) = (\frac{1}{3}, \frac{2}{3})$ where the exciton condensate (EC) phase plays the role of the superfluid. Supported by exact diagonalization calculation, we argue that there is a continuous transition between an EC phase at small bilayer separation to a pair of decoupled fractional quantum Hall states, at large separation. The transition is driven by condensation of a fractional exciton, a bound state of Laughlin quasiparticle and quasihole, and is in the XY* universality class. The fractionalization is manifested by unusual properties including a large anomalous exponent and fractional universal conductivity, which can be conveniently measured through inter-layer tunneling and counter-flow transport, respectively. We also show that the edge is likely to realize the newly predicted extraordinary boundary criticality. Our work highlights the promise of quantum Hall bilayers as an ideal platform for exploring exotic bulk and boundary critical behaviors, that are amenable to immediate experimental exploration in dual-gated bilayer systems.

Introduction The study of quantum phase transitions and universal critical behaviors is one of the major focuses in condensed matter physics[1, 2]. Although many quantum critical points (QCP) are described by the well-established Landau-Ginzburg theory, exceptions arise due to fractionalization beyond the conventional symmetry breaking order. One category is the deconfined quantum critical points(DQCPs) between two different symmetry breaking phases[3]. Another category is phase transitions between one phase with fractionalization or topological order and another conventional phase. One simple example is the XY* transition, initially discussed between a Z_2 topological ordered insulator (or quantum spin liquid) and a superfluid (or XY ferromagnetism) phase[4–7]. The critical theory of such a transition is well understood[4, 7] and its existence in lattice models has been numerically verified[5, 8]. However, experimental observation of the XY* transition is still elusive. Given that even the unambiguous experimental realization of a Z_2 spin liquid phase is a great challenge, and that recent progress in synthetic quantum systems target topological order in the absence of global $U(1)$ symmetry [9–11], the experimental study of an XY* QCP adjacent to a quantum spin liquid phase remains challenging for the near future.

Here we turn to quantum Hall systems, where fractionalization itself has been well established at fractional fillings[12]. It is natural to imagine that experimental realization of a QCP with fractionalization in quantum Hall systems is easier, though such a possibility has not been well explored except on plateau transitions[2]. Here

we consider the quantum Hall *bilayer* system with the electron gases in two layer separated by an insulating barrier, giving rise to two separate Landau levels coupled together through the Coulomb repulsion [13–16]. The fillings in the two layers ν_1, ν_2 can be controlled separately. In addition, one can tune d/l_B experimentally to study the possible phase transitions. Here d is the distance between the two layers and l_B is the magnetic length. At small d/l_B , it is known that the ground state is an exciton condensation phase [15–20] for the whole line of $\nu_1 + \nu_2 = 1$. There have been many theoretical discussions on other possible phases at larger d/l_B at $(\nu_1, \nu_2) = (\frac{1}{2}, \frac{1}{2})$ [21–38]. Recently, the evolution under tuning d/l_B was experimentally investigated for this filling $(\nu_1, \nu_2) = (\frac{1}{2}, \frac{1}{2})$ [39]. There one only finds a crossover between Bose-Einstein-condensation (BEC) regime to Bardeen-Cooper-Schrieffer (BCS) regime all within a single exciton condensation (EC) phase. There has been theoretical discussion of superfluid to insulator transition at $(1/2, 1/2)$ filling[40], but we are not aware of any experimental observation so far. In contrast, for filling $(\frac{1}{3}, \frac{2}{3})$ (or relatedly $(\nu_1, \nu_2) = (\frac{1}{3}, -\frac{1}{3})$, where by $\nu < 0$ we mean the system is hole doped relative to the charge neutrality), a phase transition is bound to happen. At small d/l_B the ground state is still an exciton condensation phase. In the large d/l_B limit, the two layers decouple and the top layer is in the $\nu = \frac{1}{3}$ Laughlin state [41], while the bottom layer is in the $\nu = -\frac{1}{3}$ (or $\nu = \frac{2}{3}$) Laughlin state. This large d/l_B phase can be viewed as a fractional quantum spin Hall

insulator (FQSH) with a K matrix $K = \begin{pmatrix} 3 & 0 \\ 0 & -3 \end{pmatrix}$ if we view the layer as a pseudospin. Given the recent experimental progress in tuning d/l_B at $(\nu_1, \nu_2) = (\frac{1}{2}, \frac{1}{2})$, experimental measurements at filling $(\nu_1, \nu_2) = (\frac{1}{3}, -\frac{1}{3})$ or $(\nu_1, \nu_2) = (\frac{1}{3}, \frac{2}{3})$ should be straightforward. Note, while conceptually one can think of changing the separation d , in experiment one can tune the ratio d/l_B more conveniently by simultaneously changing the magnetic field and density to keep the filling constant. Thus the transition is well within experimental reach[42]! Actually there already exists some experimental evidence of a direct transition between the exciton superfluid and FQSH phase at filling $(\nu_1, \nu_2) = (\frac{1}{3}, \frac{2}{3})$ [43] in GaAs quantum well system. However, the nature of the phase transition is not clear from the existing experimental data. A previous theoretical work already studied similar transition in a model with a hard-core interaction and suggested the transition is in the XY universality class[44]. Here we will provide numerical evidence for a continuous transition in a realistic model with Coulomb interactions and also point out that this is a XY* transition and propose experimental signatures of the distinction compared to the simple superfluid to Mott insulator transition in the conventional XY universality class.

We performed exact diagonalization (ED) [45] for the Coulomb coupled quantum Hall bilayer at filling $(\nu_1, \nu_2) = (\frac{1}{3}, \frac{2}{3})$ and found a direct transition between the EC phase at small d/l_B and the FQSH phase at large d/l_B . The transition appears continuous in the finite size calculation, suggesting the possibility of a continuous quantum critical point (QCP). Motivated by the numerical calculation, we propose a critical theory between the EC and FQSH phases in the universality class of XY* transition. Starting from the FQSH phase, the Laughlin electron and Laughlin hole in the two layers bind to form a fractional exciton, with bosonic statistics whose condensation then confines all the anyons and leads to the EC phase at small d/l_B . The critical theory is described by the superfluid to insulator transition of the fractional exciton, which carries an exciton charge $1/3$ compared to the ordinary exciton. We also discuss the realization of an extra-ordinary boundary criticality[46] in the edge at this QCP.

Model We consider the quantum Hall bilayer at filling $(\nu_1, \nu_2) = (\frac{1}{3}, -\frac{1}{3})$, illustrated in Fig. 1. Here $\nu_a = \frac{N_e}{N_\Phi}$, where N_Φ is the number of the magnetic flux in the system. $\nu_2 = -\frac{1}{3}$ means that the system is hole doped with hole density at $1/3$ per flux. $(\nu_1, \nu_2) = (\frac{1}{3}, \frac{2}{3})$ is equivalent up to a stacking of an integer quantum Hall state at the layer 2. For $(\nu_1, \nu_2) = (\frac{1}{3}, \frac{2}{3})$, we have the Hamiltonian:

$$\mathcal{H} = \frac{1}{2} \sum_{a,b=1,2} V_{ab}(\mathbf{q}) : \rho_a(\mathbf{q}) \rho_b(-\mathbf{q}) : \quad (1)$$

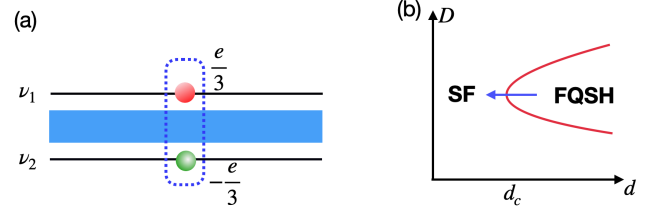


FIG. 1. (a) Illustration of quantum Hall bilayer, with an insulating layer (blue) in between the two 2DEGs (b) schematic phase diagram in terms of (D, d) while fixing $\nu_1 + \nu_2 = 0$. The displacement field D is the chemical potential for excitons. The distance d tunes inter-layer Coulomb interaction strength. We are interested in the quantum phase transition (indicated by the blue arrow) tuned by d at fixed exciton density $(\nu_1, \nu_2) = (\frac{1}{3}, -\frac{1}{3})$. SF denotes the exciton condensation phase with $\langle c_1^\dagger c_2 \rangle \neq 0$ and FQSH denotes fractional quantum spin Hall insulator formed by two decoupled Laughlin states with opposite chiralities.

where $\rho_a(\mathbf{q}) = \int d^2\mathbf{r} \rho_a(\mathbf{r}) e^{-i\mathbf{q}\cdot\mathbf{r}}$ and $\rho_a(\mathbf{r})$ is the charge density at layer a projected to the lowest Landau level. We have the Coulomb interaction $V_{11}(q) = V_{22}(q) = \frac{e^2}{\epsilon q}$ and $V_{12}(q) = V_{21}(q) = \frac{e^2}{\epsilon q} e^{-qd}$. d represents the distance between two layers in the unit of magnetic length $l_B = \sqrt{\hbar c / eB}$.

Phase diagram. We fix the filling to be $(\nu_1, \nu_2) = (\frac{1}{3}, \frac{2}{3})$ and study the phase diagram of tuning d/l_B through ED. At small d/l_B , the system is in an exciton condensation phase with an order parameter $\langle c_1^\dagger c_2 \rangle \neq 0$. Here c_1, c_2 are annihilation operator of electron in layer 1 and 2 respectively. At large d/l_B , the two layers decouple and we have a fractional quantum spin Hall (FQSH) phase (up to stacking an integer quantum Hall state at layer 2) if viewing layers 1 and 2 as spin up and spin down. The question is whether there is a direct phase transition or an intermediate phase in between.

Figure 2 (a) shows the flow of low-lying energies with layer distance d/l_B . For simplicity, we set $l_B = 1$ in the following discussions. We use a torus geometry and the Landau gauge. The evolution of energy spectra indicates a direct transition at $d_c \approx 1.7$. When $d > d_c$, we can identify a 9-fold near degeneracy expected for decoupled $\nu = \pm 1/3$ Laughlin states in the two layers. When approaching d_c from large d , the topological order indicated by the ground state degeneracy disappears at d_c .

The phase at $d < d_c$ is an exciton superfluid with order parameter $\langle S^y(\mathbf{r}) \rangle \neq 0$, where $S^y(\mathbf{r}) = i(c_1^\dagger(\mathbf{r})c_2(\mathbf{r}) - h.c.)$. In the lowest Landau level, we have operators $c_{1;m}$ and $c_{2;m}$ where m is the Landau index and labels the position along x direction in our gauge. So we can define $S_m^y = i(c_{1;m}^\dagger c_{2;m} - h.c.)$, where $m = 1, 2, \dots, N_\Phi$. Then we calculate the correlation function $\langle S_i^y S_j^y \rangle$ which is a function of $|i - j|$. In the inset of Fig. 2(b) we show

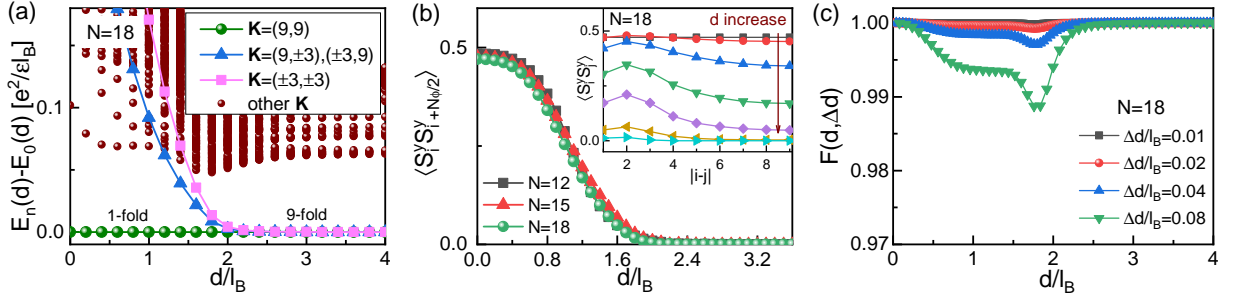


FIG. 2. (a) The low-lying energy spectra as a function of layer distance d/l_B for the filling $(\nu_1, \nu_2) = (\frac{1}{3}, -\frac{1}{3})$. Here we only show the inequivalent momentum sectors. There are 9-fold degenerate states at larger d/l_B . (b) The correlator $\langle S_i^y S_{i+N_\phi/2}^y \rangle$ versus layer distances d/l_B , the inset shows $\langle S_i^y S_j^y \rangle$ as a function of orbital distance $|i-j|$. Here, $i, j = 1, \dots, N_\phi$ are orbital indices and the corresponding distance is $|i-j|L/N_\phi$. From top to bottom, d/l_B ranges from 0 to 2.4 with interval 0.4. (c) The fidelity $F(d, \Delta d)$ as a function of the layer distances d/l_B taking different intervals of parameters $\Delta d/l_B$. Note that with decreased Δd the dip is weakened.

that $\langle S_i^y S_j^y \rangle$ is almost a constant with $|i-j|$ at small d , but decays fast at large d . In particular, we can use $\langle S_i^y S_{i+N_\phi/2}^y \rangle$ to characterize the exciton condensation. In Fig. 2(b) it is clear that $\langle S_i^y S_{i+N_\phi/2}^y \rangle$ is non-zero at $d < d_c$ and almost vanishes at $d > d_c$. When approaching d_c from small d , the exciton condensation order parameter disappears smoothly across d_c .

To further probe the nature of the transition at d_c , we compute the ground state fidelity, which is defined by the wave function overlap between the ground state at $d - \Delta d$ and d , i.e., $F(d, \Delta d) = |\langle \Psi(d - \Delta d) | \Psi(d) \rangle|$. The fidelity has been shown to be a good indicator to distinguish the continuous transition from the first-order transition for both symmetry-breaking and topological phase transitions [47, 48]. As shown in Fig. 2(c), the ground-state fidelity displays a single weak dip at the critical distance d_c instead of showing a sudden jump. Meanwhile, the dip is further weakened with the decrease of Δd . Thus the numerical evidence indicates the transition might be continuous, though one cannot rule out a weak first-order transition in a finite-size calculation. In the following, we will propose a critical theory for this QCP in the universality class of XY*. The XY* transition is well established to be continuous in other contexts, which further supports the continuous transition scenario of the QCP at d_c from the theoretical side.

Field theory of an XY* transition We turn to the filling $(\nu_1, \nu_2) = (\frac{1}{3}, -\frac{1}{3})$ for simplicity. The FQSH phase at the large d limit is described by the following effective field theory:

$$\mathcal{L} = -\frac{3}{4\pi} a_1 da_1 + \frac{3}{4\pi} a_2 da_2 + \frac{1}{2\pi} A_1 da_1 - \frac{1}{2\pi} A_2 da_2 \quad (2)$$

where $a db$ is an abbreviation of $\epsilon_{\mu\nu\sigma} a_\mu \partial_\nu b_\sigma$. Here, $a_{1;\mu}$ and $a_{2;\mu}$ are emergent dynamical gauge fields while $A_{1;\mu}$ and $A_{2;\mu}$ are probe fields of the two layers. For exam-

ple $\vec{E}_a = -\vec{\nabla} A_{a;0} - \frac{\partial \vec{A}_a}{\partial t}$ is the electric field applied to layer a . Note in the experiment one can apply \vec{E}_1 and \vec{E}_2 separately and measure currents in a layer resolved fashion. We then define physical charge (Q_1, Q_2) under (A_1, A_2) . We can also label anyon excitations in terms of their charges $l = (l_1, l_2)$ under (a_1, a_2) . The physical charge of the anyon l is $(Q_1, Q_2) = (\frac{1}{3}l_1, \frac{1}{3}l_2)$. Its statistics is $\theta = \frac{l_1^2 - l_2^2}{3}\pi$. We also make a basis change to define $A_{c;\mu} = \frac{A_{1;\mu} + A_{2;\mu}}{2}$ and $A_{s;\mu} = A_{1;\mu} - A_{2;\mu}$. The corresponding charge is $Q_c = Q_1 + Q_2$ and $Q_s = \frac{Q_1 - Q_2}{2}$. Q_s is the layer pseudospin viewed as a spin 1/2, S_z .

The elementary anyon is $l = (\pm 1, 0)$ and $l = (0, \pm 1)$ with charge $\pm 1/3$ at each layer. When we decrease d , inter-layer Coulomb interaction increases. Then an anyon with charge $1/3$ at layer 1 tends to bind with an anyon with charge $-1/3$ at layer 2 into an exciton. When d is further decreased, the binding energy increases and this exciton of anyon can condense and lead to the exciton condensation phase at small d . This fractional exciton is labeled by $l = (1, -1)$ with physical charge $(Q_1, Q_2) = (\frac{1}{3}, -\frac{1}{3})$ or $Q_c = 0, Q_s = \frac{1}{3}$. We label the creation operator of this fractional exciton as φ^\dagger . The condensation of φ is captured by the following critical theory (see the supplementary for derivation):

$$\mathcal{L}_c = |(\partial_\mu - i\frac{1}{3}A_{s;\mu})\varphi|^2 - s|\varphi|^2 - g|\varphi|^4 + \frac{1}{6\pi} A_c d A_s \quad (3)$$

When $s < 0$, this is a superfluid phase of A_s . When $s > 0$, we have the correct response of $\frac{1}{6\pi} A_c d A_s$ for the FQSH phase. In principle φ is also coupled to a gauge field which however does not affect the critical properties we discuss here due to a Chern Simons term (see Appendix). Note further that tuning the transition at fixed layer density eliminates the single time-derivative chemical potential term. Further, an anti-unitary MCT symmetry (see Appendix) that interchanges layer, and

performs the combination of particle hole and time reversal symmetry ensures there is no background flux for the φ . It is clear that the critical theory is the usual ‘relativistic’ XY transition driven by the condensation of a boson which carries charge $1/3$ under A_s . A counter-intuitive feature that is shared with other XY* transitions is that despite the condensation of a fractionally charged boson, the superfluid itself is conventional. One can readily check that the only gauge invariant order parameter is the usual one for integer charge, and all anyons are confined. Alternatively one can show the vortex quantization is the conventional one despite the fractional charge, as a result of attaching an anyon to the fundamental vortex [49]. In the dual viewpoint, starting from the superfluid phase, the triple vortex becomes gapless and condenses, leading to an insulator. But the elementary vortex of the superfluid phase remains gapped across the QCP and becomes the anyon in the FQSH phase (see the Appendix).

Experimental signatures: We then move to the possible experimental signatures of this unusual QCP. In terms of φ , Eq. 3 is the standard critical theory for the XY transition describing interaction tuned superfluid to Mott insulator transition. The critical exponents for thermodynamic quantities are the same as the XY transition. However, the critical boson φ here is a non-local field and does not correspond to the microscopic order parameter. Hence the transition is usually called XY* to highlight its difference from the conventional XY transition, which will be manifested in exciton correlation function and conductivity.

Exciton correlation function: First, at the QCP, the critical boson has a power law correlation function: $\langle \varphi^\dagger(\mathbf{x})\varphi(\mathbf{y}) \rangle \sim \frac{1}{|\mathbf{x}-\mathbf{y}|^{1+\eta}}$ with $\eta \approx 0.038$. However, the fractional exciton order φ is not measurable. The physical order parameter is the conventional exciton operator $\Phi^\dagger = c_1^\dagger c_2$. It is a composite operator in the critical theory: $\Phi = \varphi^3$ and its correlation function has a large decaying exponent: $\langle \Phi^\dagger(\mathbf{x})\Phi(\mathbf{y}) \rangle \sim \frac{1}{|\mathbf{x}-\mathbf{y}|^{1+\eta^*}}$ with $\eta^* \approx 3.2$ estimated from the scaling dimension of the φ^3 mode of the 3D XY universality class.[50]. The same exponent appears in the correlation function along the time direction, which leads to $\langle \Phi^\dagger(\mathbf{r}, \omega)\Phi(\mathbf{r}, -\omega) \rangle \sim \omega^{\eta^*}$ at position \mathbf{r} .

Interestingly, this exponent can be measured through a local inter-layer tunneling experiment at position \mathbf{r} . Considering a local tunneling term $H' = \Gamma \int d^2\mathbf{r} \delta(\mathbf{r}) c_1^\dagger(\mathbf{r}) c_2(\mathbf{r}) + h.c.$, linear response theory derives $I = 2e\Gamma^2 \text{Im}\chi_R(\omega = eV, \mathbf{r})$ with I and V as current and voltage in the z direction. $\chi_R(\omega, \mathbf{r})$ is the Fourier transformation of $\chi_R(t, \mathbf{r}) = -i\theta(t)\langle [\Phi^\dagger(\mathbf{r}, t), \Phi(\mathbf{r}, 0)] \rangle$ in the time direction.[51]. So we expect that $\frac{dI}{dV} \sim V^{\eta^*-1} \approx V^{2.2}$ and is nonlinear to V at zero temperature at $d = d_c$. On the other hand, when $d < d_c$, we expect $\frac{dI}{dV}$ to have a zero bias peak[52] and when $d > d_c$ it should have a threshold gap. Non-linear I-V curve is expected at the

edge of FQHE phase with fractional charge[51]. Here we offer an example of the bulk tunneling at the QCP and the large exponent η^* is a manifestation of the fractional charge carried by the critical boson. Sometimes it is more convenient to measure a global tunneling[53] from the term $H' = \Gamma \int d^2\mathbf{r} c_1^\dagger(\mathbf{r}) c_2(\mathbf{r}) + H.c.$. In this case we expect $I = 2e\Gamma^2 \text{Im}\chi_R(\omega = eV, \mathbf{q} = 0)$ [54][55]. We have $\frac{dI}{dV} \sim V^{\eta^*-3} \approx V^{0.2}$ at the critical point.

Universal conductivity: The XY criticality is known to exhibit a universal conductivity. For our system, we define a 4×4 conductivity tensor in the direct current (DC) limit as $\sigma = \begin{pmatrix} \sigma_{xx} & \sigma_{xy} \\ -\sigma_{xy} & \sigma_{xx} \end{pmatrix}$, where σ_{xx} and σ_{xy} are both symmetric 2×2 matrix in layer space. $\sigma_{xx;ab} = \frac{J_{x;a}}{E_{x;b}}$, where $a, b = 1, 2$ labels the two layers and $\sigma_{xy;ab}$ is defined similarly.

From Eq. 3 we get the longitudinal conductivity tensor at the QCP to be:

$$\sigma_{xx} = \frac{\sigma_b}{9} \frac{e^2}{h} \begin{pmatrix} 1 & -1 \\ -1 & 1 \end{pmatrix} \quad (4)$$

where σ_b is the universal conductivity for the ordinary XY transition, a number of order one in units of e^2/h . The factor of $\frac{1}{9}$ is because the critical boson carries only $1/3$ of the ordinary exciton. Thus the conductivity at this XY* transition is of order $\sim 0.1 \frac{e^2}{h}$. Further, σ_{xy} is purely from the background Chern-Simons term in Eq. 3. For the filling $(\nu_1, \nu_2) = (\frac{1}{3}, -\frac{1}{3})$, we have $\sigma_{xy} = \begin{pmatrix} \frac{1}{3} & 0 \\ 0 & -\frac{1}{3} \end{pmatrix} \frac{e^2}{h}$.

For $(\nu_1, \nu_2) = (\frac{1}{3}, \frac{2}{3})$, we have $\sigma_{xy} = \begin{pmatrix} \frac{1}{3} & 0 \\ 0 & \frac{2}{3} \end{pmatrix} \frac{e^2}{h}$.

The inverse of σ gives the resistivity tensor: $\rho = \begin{pmatrix} \rho_{xx} & -\rho_{yx} \\ \rho_{yx} & \rho_{xx} \end{pmatrix}$. For $(\nu_1, \nu_2) = (\frac{1}{3}, -\frac{1}{3})$, we have $\rho_{xx} = \frac{h}{e^2} \sigma_b \begin{pmatrix} 1 & 1 \\ 1 & 1 \end{pmatrix}$ and $\rho_{yx} = \frac{h}{e^2} \begin{pmatrix} 3 & 0 \\ 0 & -3 \end{pmatrix}$. For $(\nu_1, \nu_2) = (\frac{1}{3}, \frac{2}{3})$, we have $\rho_{xx} = \frac{h}{e^2} \frac{1}{4+\sigma_b^2} \begin{pmatrix} 4\sigma_b & -2\sigma_b \\ -2\sigma_b & \sigma_b \end{pmatrix}$ and $\rho_{yx} = \frac{h}{e^2} \frac{1}{4+\sigma_b^2} \begin{pmatrix} 12+\sigma_b^2 & \sigma_b^2 \\ \sigma_b^2 & 6+\sigma_b^2 \end{pmatrix}$.

The above discussions are exactly at the QCP and zero temperature. In practice, the experiments are always at finite temperature and one expects critical scaling $\rho(T, \delta) = F(\frac{T}{\delta^{\nu z}})$, where F is a universal function and $\delta = d - d_c$ is the deviation from the critical point. We have $z = 1$ and $\nu \approx 0.67$ as the known critical exponents for the XY transition. From collapsing the data of $(T, d - d_c)$ one can extrapolate the exponent νz and the universal conductivity. Such a scaling has been performed for the superconductor to insulator transitions[8, 56–60].

Extra-ordinary boundary criticality: For the FQSH phase at $d > d_c$, there are helical edge modes. At $d < d_c$ the helical edge modes will be gapped out by the long-range exciton order. Here let us decide the

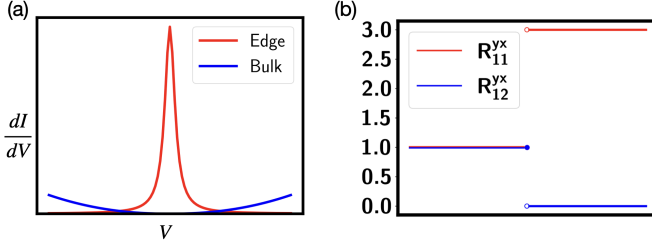


FIG. 3. (a) Illustration of the different behaviors of inter-layer tunneling I-V curves between the bulk and edge at the critical point. (b) Hall resistivity R_{11}^{yx} and R_{21}^{yx} (at units of $\frac{h}{e^2}$) in the Hall bar geometry as tuning the distance d for the filling $(\nu_1, \nu_2) = (\frac{1}{3}, \frac{2}{3})$. At d_c , because of the extraordinary boundary criticality, the exciton still behaves like a superfluid at the edge, which guarantees that $R_{11}^{yx} = R_{21}^{yx} = 1$. This is very different from the bulk values $R_{11}^{yx} = \frac{12+\sigma_b^2}{4+\sigma_b^2}$ and $R_{21}^{yx} = \frac{\sigma_b^2}{4+\sigma_b^2}$ at the QCP, which are at intermediate values between the $d < d_c$ and $d > d_c$ phases.

fate of these edge modes at the critical point. The edge theory of the FQSH phase is:

$$S_0 = \int dt dx \frac{1}{2\pi\tilde{\nu}_F\lambda} ((\partial_t\tilde{\theta})^2 - \tilde{\nu}_F^2(\partial_x\tilde{\theta})^2) \quad (5)$$

where $\tilde{\theta}$ represents the helical edge modes of the FQSH phase. Here $e^{i\tilde{\theta}}$ creates a fractional exciton with charge $1/3$ under A_s at the edge. $\lambda = \frac{4}{3}$ in the decoupling limit and becomes smaller when including inter-layer repulsing at finite d . So we have $\lambda < \frac{4}{3}$. At the QCP, it is further coupled to the bulk critical boson through:

$$S_{\text{boundary}} = S_0 - s \int dx dt (e^{i\tilde{\theta}}\varphi^* + e^{-i\tilde{\theta}}\varphi) \quad (6)$$

We assume the anti-unitary layer exchange symmetry \mathcal{MCT} to guarantee that $e^{i\tilde{\theta}}$ carries zero momentum. Without the \mathcal{MCT} symmetry, the above term is absent due to momentum mismatch and disorder needs to be involved, which we leave to future analysis.

The scaling dimension of the coupling s is $[s] = 2 - \Delta_\varphi - \frac{1}{4}\lambda \approx 0.78 - \frac{1}{4}\lambda > 0$, where we use $\Delta_\phi = 1.22$ as the boundary scaling dimension of the order parameter. So the coupling is relevant and flows to infinity (see the supplementary). It is thus very likely that it flows to the extraordinary-log boundary critical point[46] recently proposed for the 3D XY transition. At this fixed point, the exciton order is almost long-range ordered at the edge: $\langle \Phi^\dagger(x)\Phi(y) \rangle \sim \frac{1}{\log(|x-y|)^{\bar{q}}}$. This is in contrast to the large power-law decaying exponent for the correlation function in the bulk, manifested in the inter-layer tunneling $I-V$ curves as illustrated in Fig. 3(a). Besides, the exciton transport at the edge is still superfluid like

with an infinite conductance $G = \frac{1}{9\lambda}$ [61] which should be infinite at zero temperature dramatically different from the metallic bulk transport. As a result, transport measurements in Hall bar geometry with edge and in the Corbino geometry without edge are very different at the QCP. The flow of $\frac{1}{\lambda}$ to zero is only logarithmic, so at finite temperature we expect $G \sim \log \frac{1}{T}$, which may be tested in experiment.

So far we have focused on the filling $(\nu_1, \nu_2) = (\frac{1}{3}, -\frac{1}{3})$. For the filling $(\nu_1, \nu_2) = (\frac{1}{3}, \frac{2}{3})$, the bulk behavior is exactly the same. But there is an additional edge mode from the integer quantum Hall effect. At clean sample or weak disorder regime, this integer quantum Hall edge model can not be hybridized with the FQSH edge modes and can be ignored. Thus we expect the same extraordinary critical behavior. For example, at filling $(\nu_1, \nu_2) = (\frac{1}{3}, \frac{2}{3})$, we have shown that ρ_{11}^{yx} and ρ_{21}^{yx} in the bulk are at certain fractional values depending on the universal conductivity σ_b . However, because of the extraordinary boundary behavior, we expect $\rho_{11}^{yx} = \rho_{21}^{yx} = 1$ in the Hall bar measurement, as illustrated in Fig. 3(b). Distinction between edge and bulk transport can be a direct verification of the proposed extra-ordinary boundary criticality. If there is strong disorder, then the two edge modes in the layer 2 may be coupled together and flow to the Kane-Fisher-Polchinski fixed point[62] for the filling $(\nu_1, \nu_2) = (\frac{1}{3}, \frac{2}{3})$. If this happens, we expect the coupling of the bulk exciton order parameter to the edge to be irrelevant and we have an ordinary boundary critical behavior[46]. It is interesting to study the transition between extra-ordinary boundary criticality and the ordinary boundary criticality tuned by the disorder strength, which we leave to future work.

Summary In conclusion, we proposed a route to accessing the XY* quantum critical point (QCP) by tuning magnetic field (and hence the d/l_B ratio) while keeping the filling fixed at $(\nu_1, \nu_2) = (\frac{1}{3}, -\frac{1}{3})$ or $(\nu_1, \nu_2) = (\frac{1}{3}, \frac{2}{3})$ in a quantum Hall bilayer. At such a QCP, two anyons from the FQSH phase in the $d > d_c$ side form a fractional exciton and condense, leading to the exciton condensation phase in the $d < d_c$ side. The fractional charge of the exciton is manifested in the large anomalous exponent of the exciton correlation function and a $1/9$ factor in the universal conductivity. We also argue that the edge at this XY* transition shows extra-ordinary boundary criticality behavior. At criticality, the exciton behaves like a superfluid at the edge despite it showing metallic transport in the bulk. The generalization of our theory to other fillings like $(\nu_1, \nu_2) = (\frac{1}{5}, -\frac{1}{5})$ is straightforward. Interestingly, in that case the presence of weak interlayer tunneling, which is expected to introduce a $(\lambda\varphi^5 + \text{h.c.})$ anisotropy which is expected to be dangerously irrelevant [63], which will remove the Goldstone mode in the exciton condensed phase, but will preserve the critical properties. The relation between anyons in the topological phase and vorticity on the ordered side has lead to the

proposal of interesting ‘memory’ effects in other contexts [64] which can also be explored here. These directions will be worth exploring in the future. In summary, our work suggests a new approach to studying exotic quantum phase transitions with fractionalization and unusual boundary critical behaviors in the highly tunable quantum Hall bilayer systems.

Acknowledgement We thank Max Metlitski for insightful comments on the manuscript. YHZ thanks Cory Dean, Jia Li and Yihang Zeng for discussions on related experiments in quantum Hall bilayer. YHZ is supported by a startup fund from Johns Hopkins university. Z.Z. was supported by the National Natural Science Foundation of China (Grant No.12074375), the Fundamental Research Funds for the Central Universities, the Strategic Priority Research Program of CAS (Grant No.XDB33000000). AV was supported by the Simons Collaboration on Ultra-Quantum Matter, which is a grant from the Simons Foundation (651440, AV) and from NSF-DMR 2220703.

* yzhan566@jhu.edu

† zhuzheng@ucas.ac.cn

‡ avishwanath@g.harvard.edu

- [1] S. Sachdev, *Physics world* **12**, 33 (1999).
- [2] S. L. Sondhi, S. Girvin, J. Carini, and D. Shahar, *Reviews of modern physics* **69**, 315 (1997).
- [3] T. Senthil, A. Vishwanath, L. Balents, S. Sachdev, and M. P. Fisher, *Science* **303**, 1490 (2004).
- [4] A. V. Chubukov, T. Senthil, and S. Sachdev, *Physical review letters* **72**, 2089 (1994).
- [5] S. V. Isakov, R. G. Melko, and M. B. Hastings, *Science* **335**, 193 (2012).
- [6] Y.-C. Wang, M. Cheng, W. Witczak-Krempa, and Z. Y. Meng, *Nature communications* **12**, 1 (2021).
- [7] M. Schuler, L.-P. Henry, Y.-M. Lu, and A. M. Läuchli, *arXiv preprint arXiv:2204.03659* (2022).
- [8] F. Wang, J. Biscaras, A. Erb, and A. Shukla, *Nature communications* **12**, 1 (2021).
- [9] R. Verresen, M. D. Lukin, and A. Vishwanath, *Phys. Rev. X* **11**, 031005 (2021).
- [10] K. J. Satzinger *et al.*, *Science* **374**, 1237 (2021).
- [11] G. Semeghini, H. Levine, A. Keesling, S. Ebadi, T. T. Wang, D. Bluvstein, R. Verresen, H. Pichler, M. Kalinowski, R. Samajdar, A. Omran, S. Sachdev, A. Vishwanath, M. Greiner, V. Vuletić, and M. D. Lukin, *Science* **374**, 1242–1247 (2021).
- [12] H. L. Stormer, D. C. Tsui, and A. C. Gossard, *Reviews of Modern Physics* **71**, S298 (1999).
- [13] S. D. Sarma and A. Pinczuk, *Perspectives in quantum hall effects: Novel quantum liquids in low-dimensional semiconductor structures* (John Wiley & Sons, 2008).
- [14] B. I. Halperin, *Helvetica Physica Acta* **56**, 75 (1983).
- [15] J. Eisenstein and A. MacDonald, *Nature* **432**, 691 (2004).
- [16] J. Eisenstein, *Annu. Rev. Condens. Matter Phys.* **5**, 159 (2014).
- [17] K. Moon, H. Mori, K. Yang, S. Girvin, A. MacDonald, L. Zheng, D. Yoshioka, and S.-C. Zhang, *Physical Review B* **51**, 5138 (1995).
- [18] K. Yang, K. Moon, L. Belkhir, H. Mori, S. Girvin, A. MacDonald, L. Zheng, and D. Yoshioka, *Physical Review B* **54**, 11644 (1996).
- [19] X. Liu, K. Watanabe, T. Taniguchi, B. I. Halperin, and P. Kim, *Nature Physics* **13**, 746 (2017).
- [20] J. Li, T. Taniguchi, K. Watanabe, J. Hone, and C. Dean, *Nature Physics* **13**, 751 (2017).
- [21] N. Bonesteel, I. McDonald, and C. Nayak, *Physical review letters* **77**, 3009 (1996).
- [22] Y. B. Kim, C. Nayak, E. Demler, N. Read, and S. D. Sarma, *Physical Review B* **63**, 205315 (2001).
- [23] J. Schliemann, S. Girvin, and A. MacDonald, *Physical Review Letters* **86**, 1849 (2001).
- [24] A. Stern and B. Halperin, *Physical review letters* **88**, 106801 (2002).
- [25] S. H. Simon, E. Rezayi, and M. V. Milovanovic, *Physical review letters* **91**, 046803 (2003).
- [26] D. Sheng, L. Balents, and Z. Wang, *Physical review letters* **91**, 116802 (2003).
- [27] K. Park, *Physical Review B* **69**, 045319 (2004).
- [28] N. Shibata and D. Yoshioka, *Journal of the Physical Society of Japan* **75**, 043712 (2006).
- [29] G. Möller, S. H. Simon, and E. H. Rezayi, *Physical review letters* **101**, 176803 (2008).
- [30] G. Möller, S. H. Simon, and E. H. Rezayi, *Physical Review B* **79**, 125106 (2009).
- [31] M. Milovanović and Z. Papić, *Physical Review B* **79**, 115319 (2009).
- [32] J. Alicea, O. I. Motrunich, G. Refael, and M. P. Fisher, *Physical review letters* **103**, 256403 (2009).
- [33] Z. Papić and M. Milovanović, *Modern Physics Letters B* **26**, 1250134 (2012).
- [34] I. Sodemann, I. Kimchi, C. Wang, and T. Senthil, *Physical Review B* **95**, 085135 (2017).
- [35] H. Isobe and L. Fu, *Physical Review Letters* **118**, 166401 (2017).
- [36] Z. Zhu, L. Fu, and D. Sheng, *Physical review letters* **119**, 177601 (2017).
- [37] B. Lian and S.-C. Zhang, *Physical review letters* **120**, 077601 (2018).
- [38] G. Wagner, D. X. Nguyen, S. H. Simon, and B. I. Halperin, *Physical Review Letters* **127**, 246803 (2021).
- [39] X. Liu, J. Li, K. Watanabe, T. Taniguchi, J. Hone, B. I. Halperin, P. Kim, and C. R. Dean, *Science* **375**, 205 (2022).
- [40] K. Yang, *Physical Review Letters* **87**, 056802 (2001).
- [41] R. B. Laughlin, *Physical Review Letters* **50**, 1395 (1983).
- [42] Y. Zeng, *Study of Two-dimensional Correlated Quantum Fluid in Multi-layer graphene system*, Ph.D. thesis, Columbia University (2021).
- [43] A. Champagne, A. Finck, J. Eisenstein, L. Pfeiffer, and K. West, *Physical Review B* **78**, 205310 (2008).
- [44] H. Chen and K. Yang, *Physical Review B* **85**, 195113 (2012).
- [45] F. Haldane, *Physical review letters* **55**, 2095 (1985).
- [46] M. Metlitski, *SciPost Physics* **12**, 131 (2022).
- [47] P. Zanardi and N. Paunković, *Phys. Rev. E* **74**, 031123 (2006).
- [48] S.-J. Gu, *International Journal of Modern Physics B* **24**, 4371 (2010).
- [49] S. A. Kivelson, D. S. Rokhsar, and J. P. Sethna, *Europhysics Letters* **6**, 353 (1988).
- [50] M. Hasenbusch and E. Vicari, *Physical Review B* **84**,

- 125136 (2011).
- [51] X. Wen, Modern Physics Letters B **5**, 39 (1991).
 - [52] J. Eisenstein, Annu. Rev. Condens. Matter Phys. **5**, 159 (2014).
 - [53] I. Spielman, J. Eisenstein, L. Pfeiffer, and K. West, Physical Review Letters **87**, 036803 (2001).
 - [54] A. Stern, S. M. Girvin, A. H. MacDonald, and N. Ma, Physical Review Letters **86**, 1829 (2001).
 - [55] In this case, it is important to align the two graphene layers so the inter-layer tunneling probes the spectral weight of the exciton order parameter at momentum $\mathbf{q} = 0$ and energy $\omega = eV$.
 - [56] A. Hebard and M. Paalanen, Physical review letters **65**, 927 (1990).
 - [57] A. Yazdani and A. Kapitulnik, Physical review letters **74**, 3037 (1995).
 - [58] N. Marković, C. Christiansen, and A. Goldman, Physical review letters **81**, 5217 (1998).
 - [59] E. Bielejec and W. Wu, Physical review letters **88**, 206802 (2002).
 - [60] B. Hen, X. Zhang, V. Shelukhin, A. Kapitulnik, and A. Palevski, Proceedings of the National Academy of Sciences **118**, e2015970118 (2021).
 - [61] T. Giamarchi, *Quantum physics in one dimension*, Vol. 121 (Clarendon press, 2003).
 - [62] C. Kane, M. P. Fisher, and J. Polchinski, Physical review letters **72**, 4129 (1994).
 - [63] J. Lou, A. W. Sandvik, and L. Balents, *Phys. Rev. Lett.* **99**, 207203 (2007).
 - [64] T. Senthil and M. P. A. Fisher, *Physical Review Letters* **86**, 292 (2001).
 - [65] M. Levin and A. Stern, *Physical Review Letters* **103** (2009), 10.1103/physrevlett.103.196803.
 - [66] P. Ghaemi, J. Cayssol, D. N. Sheng, and A. Vishwanath, *Phys. Rev. Lett.* **108**, 266801 (2012).
 - [67] R. Morf and B. I. Halperin, *Phys. Rev. B* **33**, 2221 (1986).
 - [68] N. E. Bonesteel, *Physical Review B* **51**, 9917 (1995).

Numerical Details

We consider $\nu_T = 1/3 + 2/3$ quantum Hall bilayers subject to a perpendicular magnetic field on torus, which is spanned by length vectors \mathbf{L}_x and \mathbf{L}_y , and thus the orbital number (or flux number) in each layer N_ϕ is determined by the area of torus, i.e.,

$$|\mathbf{L}_x \times \mathbf{L}_y| = 2\pi N_\phi \quad (7)$$

Here, the magnetic length $l_B \equiv \sqrt{\hbar c/eB} \equiv 1$ (the unit of length). We choose Landau gauge $\mathbf{A} = (By, 0, 0)$ and consider the torus with aspect ratio to be 1. The single-particle wave functions in the lowest Landau level (LLL) as basis reads

$$\psi_k(x, y) = \frac{1}{\sqrt{L_x \sqrt{\pi}}} \sum_{n=-\infty}^{+\infty} e^{[i(k+nL_y)x - (y+nL_y+k)^2/2]}, \quad (8)$$

where $k \equiv 2\pi j/L_x$ with $j = 0, 1, \dots, N_\phi - 1$ due to periodical boundary condition along x direction. The single particle states ψ_k are centered at $y = -k$ with a distance $2\pi/L_x$ apart along y direction, while they are extended in x direction. Then N_ϕ states can be mapped into one-dimensional (1D) lattice with each site representing a single particle orbital ψ_k . Then one can perform numerical simulation on such 1D lattice in momentum space with the number of sites equal to the number of orbitals. The relationship between the area of the torus and the size of 1D lattice is determined by Eq. 7. In order to realize the numerical diagonalization on a larger system size, one needs to reduce the dimension of the Hamiltonian block by taking advantage of magnetic translational symmetries along x or/and y directions. The symmetry analysis was first provided by Haldane [45] with introducing two translation operators, T_α ($\alpha = 1, 2$) with eigenvalues $e^{2\pi i K_\lambda / N_\phi}$ ($\lambda = x, y$ and $K_\lambda = 0, \dots, N_\phi - 1$). T_1 corresponds to the magnetic translation in x -direction, where $K_x = \sum_{k=0}^{N_\phi-1} k n_k \pmod{N_\phi}$ is total momentum (in the unit of $2\pi/L_x$) of electrons taken modulo N_ϕ . T_2 translates the entire lattice configuration one step $L_y/N_\phi = 2\pi/L_x$ to the right along y -direction. Taking advantage of one or both symmetries, one can numerically diagonalize the Hamiltonian efficiently. Different from the sphere geometry, there is no orbital number shift on torus and the states are uniquely determined by their filling factor.

In the present work, we consider the physical systems with two identical 2D layers (with zero width) in the absence of electron interlayer tunneling while spins of electrons are fully polarized due to strong magnetic fields. Such a system can be described by the projected Coulomb interaction,

$$V = \frac{1}{N_\phi} \sum_{i < j, \alpha, \beta} \sum_{\mathbf{q}, \mathbf{q} \neq 0} V_{\alpha\beta}(\mathbf{q}) e^{-\frac{q^2}{2}} L_n^2\left[\frac{q^2}{2}\right] e^{i\mathbf{q} \cdot (\mathbf{R}_{\alpha,i} - \mathbf{R}_{\beta,j})}. \quad (9)$$

Here, $\alpha(\beta) = 1, 2$ denote two layers or, equivalently, two components of a pseudospin-1/2. $q = |\mathbf{q}| = \sqrt{q_x^2 + q_y^2}$, $V_{11}(q) = V_{22}(q) = e^2/(\epsilon q)$ and $V_{12}(q) = V_{21}(q) = e^2/(\epsilon q) \cdot e^{-qd}$ are the Fourier transformations of the intralayer and

interlayer Coulomb interactions, respectively. d represents the distance between two layers in the unit of magnetic length l_B . $L_n(x)$ is the Laguerre polynomial with Landau level index n and $\mathbf{R}_{\alpha,i}$ is the guiding center coordinate of the i -th electron in layer α . Here we consider rectangular unit cells with $L_x = L_y = L$ and set magnetic length $l_B \equiv \sqrt{\hbar c/eB}$ as the unit of length, $e^2/\varepsilon l_B$ as the unit of energy. Numerically, one needs to use the second-quantization form:

$$V = \sum_{j_1 j_2 j_3 j_4} V_{j_1 j_2 j_3 j_4}^{\alpha\beta} c_{j_1}^\dagger c_{j_2}^\dagger c_{j_3} c_{j_4}, \quad (10)$$

with

$$V_{j_1 j_2 j_3 j_4}^{\alpha\beta} = \delta'_{j_1+j_2, j_3+j_4} \frac{1}{4\pi N_\phi} \sum_{\mathbf{q}, \mathbf{q} \neq 0} \delta'_{j_1-j_4, q_y L_y/2\pi} V_{\alpha\beta}(q) \exp[-q^2/2 - i(j_1 - j_3)q_x L_x/N_\phi] L_{n=0}^2[-q^2/2]. \quad (11)$$

Here, the Kronecker delta with the prime means that the equation is defined modulo N_ϕ . We also consider a uniform and positive background charge so that the Coulomb interaction at $q = 0$ is canceled out.

Symmetry of the model

Here we point out a symmetry \mathcal{MCT} for the quantum Hall bilayer at filling $(\nu_1, \nu_2) = (x, -x)$. Here $\nu_a = \frac{N_e}{N_\phi}$, where N_ϕ is the number of the magnetic flux in the system. $\nu_2 < 0$ means that the system is hole doped with hole density at x per flux. We will mainly be interested in the $x = 1/3$ point.

We define electron operators in layer 1 and 2 as $c_1(\mathbf{r})$ and $c_2(\mathbf{r})$. Because the layer 2 is hole doped, it is convenient to use the hole operator $h_2(\mathbf{r}) = c_2^\dagger(\mathbf{r})$. The Hamiltonian is

$$\mathcal{H} = \int d^2\mathbf{r} c_1^\dagger(\mathbf{r}) \frac{(-i\vec{\nabla} - e\vec{A}_1)^2}{2m} c_1(\mathbf{r}) + \int d^2\mathbf{r} h_2^\dagger(\mathbf{r}) \frac{(-i\vec{\nabla} + e\vec{A}_2)^2}{2m} h_2(\mathbf{r}) - D \int d^2\mathbf{r} (c_1^\dagger(\mathbf{r})c_1(\mathbf{r}) + h_2^\dagger(\mathbf{r})h_2(\mathbf{r})) + \mathcal{H}_{\text{int}} \quad (12)$$

where e is the electron charge which is negative. $\vec{A}_1(\mathbf{r})$ and $\vec{A}_2(\mathbf{r})$ are vector fields in the two layers. For quantum Hall bilayer system, we have the magnetic field: $\vec{A}_a(\mathbf{r}) = \frac{1}{2}B\hat{z} \times \mathbf{r} + \delta\vec{A}_a(\mathbf{r})$. Here $\delta\vec{A}_a(\mathbf{r})$ is the probing field in each layer applied to measure the response of the system. D is the displacement field and can be viewed as the chemical potential to tune the exciton density x .

The interaction term is:

$$\mathcal{H}_{\text{int}} = \frac{1}{2} \int d^2\mathbf{r} \int d^2\mathbf{r}' V_{ab}(|\mathbf{r} - \mathbf{r}'|) : \rho_a(\mathbf{r}) \rho_b(\mathbf{r}') : \quad (13)$$

where

$$\rho_1(\mathbf{r}) = e c_1^\dagger(\mathbf{r}) c_1(\mathbf{r}) \quad (14)$$

and

$$\rho_2(\mathbf{r}) = -e h_2^\dagger(\mathbf{r}) h_2(\mathbf{r}) \quad (15)$$

The Coulomb interaction is in the form $V_{ab}(\mathbf{r}) = \frac{1}{(2\pi)^2} \int d^2\mathbf{q} V_{ab}(\mathbf{q}) e^{i\mathbf{q} \cdot \mathbf{r}}$ with $V_{11}(q) = V_{22}(q) = \frac{e^2}{\varepsilon q}$ and $V_{12}(q) = V_{21}(q) = \frac{e^2}{\varepsilon q} e^{-qd}$. d represents the distance between two layers in the unit of magnetic length $l_B = \sqrt{\hbar c/eB}$.

Let us ignore the probing field $\delta\vec{A}_a(\mathbf{r})$ for now. Then the Hamiltonian has the following \mathcal{MCT} anti-unitary symmetry:

$$\mathcal{MCT} : c_1(\mathbf{r}) \leftrightarrow h_2(\mathbf{r}) \quad (16)$$

Note that this is an anti-unitary and need to include a complex conjugate \mathcal{K} . Under \mathcal{MCT} , $\rho_1(\mathbf{r}) \rightarrow -\rho_2(\mathbf{r})$ and $\rho_1(\mathbf{q}) \rightarrow -\rho_2(-\mathbf{q})$. Under \mathcal{MCT} , an electron in layer 1 is transformed to a hole in layer 2. We can also include the vector potential $\delta\vec{A}_a(\mathbf{r})$ and also the electric potential term $\delta H = -\rho_1(\mathbf{r})A_1^0(\mathbf{r}) - \rho_2(\mathbf{r})A_2^0(\mathbf{r})$. Thus under \mathcal{MCT} ,

we have $A_1^0(\mathbf{r}) \rightarrow -A_2^0(\mathbf{r})$ and $\delta\vec{A}_1(\mathbf{r}) \rightarrow \delta\vec{A}_2(\mathbf{r})$. In the following we use $\vec{A}_a(\mathbf{r})$ to denote $\delta\vec{A}_a(\mathbf{r})$. The space time coordinates transform as $(t, \mathbf{r}) \rightarrow (-t, \mathbf{r})$ under \mathcal{MCT} .

One can diagonalize the kinetic part and project the interaction in the lowest Landau levels. Within the lowest Landau level, the Hamiltonian is

$$\mathcal{H} = \frac{1}{2} \sum_{a,b=1,2} V_{ab}(\mathbf{q}) : \rho_a(\mathbf{q}) \rho_a(-\mathbf{q}) : \quad (17)$$

Here

$$\rho_a(\mathbf{q}) = \int d^2\mathbf{r} \rho_a(\mathbf{r}) e^{-i\mathbf{q}\cdot\mathbf{r}} \quad (18)$$

with $\rho_a(\mathbf{r})$ as the charge density operator projected to the lowest Landau level:

$$\rho_1(\mathbf{r}) = e \sum_{m,n} c_{1;m}^\dagger c_{1;n} \varphi_{+;m}^*(\mathbf{r}) \varphi_{+;n}(\mathbf{r}) \quad (19)$$

and

$$\rho_2(\mathbf{r}) = -e \sum_{m,n} h_{2;m}^\dagger h_{2;n} \varphi_{-;m}^*(\mathbf{r}) \varphi_{-;n}(\mathbf{r}) \quad (20)$$

In the above $\varphi_{+,m}(\mathbf{r})$ and $\varphi_{-,m}$ are the wavefunction of the state labeled by the Landau index m for electron and hole respectively. We have $\varphi_{-,m}(\mathbf{r}) = \varphi_{+,m}(\mathbf{r})^*$.

Under the symmetry \mathcal{MCT} , $c_{1;m} \rightarrow h_{2;m}$ and $\rho_1(\mathbf{r}) \rightarrow -\rho_2(\mathbf{r})$ still hold in the Hamiltonian projected to the lowest Landau level.

Relation to the FQSH to Paired-Superfluid Transition and an Estimate for d_c

Thus far we have phrased the discussion in terms of exciton condensation on the $(\nu_1, \nu_2) = (1/3, 2/3)$ insulator. Now consider performing a particle hole conjugation on Layer 2, as described above i.e. $h_2(r) = c_2^\dagger(r)$. This leads to the two layers now having the *same* density, but experiencing opposite magnetic fields as in Eqn. 12. This is noting but the fractional version of the Quantum Spin Hall effect (FQSH) [65]. Furthermore, as a result of the particle-hole transformation in the bottom layer, the repulsive inter-layer interaction now becomes an attractive interaction, and leads to the formation of bound states between the layers of Laughlin quasiparticles, i.e. Laughlin Cooper pairs of charge $2e/3$. The condensation of these fractional Cooper pairs leads to a paired superconductor [66] (which is smoothly connected to the paired condensate of electrons). Note, the Laughlin Cooper pair is a boson and has mutual statistics with all the other anyons in the problem, hence its condensation leads to a conventional superconductor.

The following simple energetic argument gives an estimate for the critical distance d_c . Consider creating a Laughlin quasi-electron+quasi-hole in one layer and a corresponding pair in the other layer. The energy for each pair is just the gap: $\Delta_{1/3} \approx 0.1e^2/\epsilon l_B$ [67]. Now consider the strength of the attractive interaction between quasi-particle and quasi-hole in the two layers $\Delta E = e^{*2}/\epsilon d$, where $e^* = e/3$. A simple estimate for the critical point is when the binding energy overcomes the cost of creating the quasiparticles and hence: $e^{*2}/\epsilon d = \Delta_{1/3}$ or $\frac{d_c^*}{l_B} = 1.1$. In practice the excitons will have a dispersion that further lowers their energy and we would expect that the true transition occurs earlier i.e. $d_c > d_c^*$. Our numerical calculations gave $d_c \approx 1.7$. Similarly one can estimate the critical distance for the $(\nu_1, \nu_2) = (1/5, 4/5)$ using $\Delta_5 = 0.024e^2/l_B$ [68] and $e^* = e/5$.

Critical theory

We consider the filling $(\nu_1, \nu_2) = (\frac{1}{3}, -\frac{1}{3})$. In the FQSH phase at large d/l_B , the effective low energy theory is captured by a Chern-Simons theory with K matrix $K = \begin{pmatrix} 3 & 0 \\ 0 & -3 \end{pmatrix}$. There are two emergent gauge fields $a_{1;\mu}, a_{2;\mu}$ whose charges are labeled as $l = (l_1, l_2)$. We consider a fractional exciton labeled by $l = (1, 1)$. It carries physical charge $Q_c = 0$ and physical spin $Q_s = \frac{1}{3}$. The transition between the FQSH phase and the exciton condensation

phase is described by the condensation of this fractional exciton whose creation operator is labeled as φ^\dagger . Then the critical theory is:

$$\mathcal{L} = |(\partial_\mu - i(a_{1;\mu} - a_{2;\mu}))\varphi|^2 - s|\varphi|^2 - g|\varphi|^4 - \frac{3}{4\pi}a_1da_1 + \frac{3}{4\pi}a_2da_2 + \frac{1}{2\pi}A_c d(a_1 - a_2) + \frac{1}{4\pi}A_s d(a_1 + a_2) \quad (21)$$

where s is the tuning parameter. $A_{c;\mu}$ and $A_{s;\mu}$ are probing field coupled to the total charge and the spin. The \mathcal{MCT} symmetry requires that $\vec{A}_s = 0$. Physically the magnetic fields of the two layers are the same and exciton does not feel any net magnetic field. From symmetry analysis, one can in principle include a term $\varphi^*(i\partial_t - A_{s;0})\varphi$. This term is fine tuned to be zero because we are considering an interaction driven transition through d/l_B at fixed exciton density. On the other hand, one can also tune a FQSH to SF transition through tuning the displacement field, which corresponds to a chemical potential tuned transition. The dynamical exponent for such a transition will be $z = 2$ and is not our interest.

We then make a redefinition: $a_c = a_1 + a_2$, $a_s = a_1 - a_2$. The above actions change to:

$$\mathcal{L} = |(\partial_\mu - ia_{s;\mu})\varphi|^2 - s|\varphi|^2 - g|\varphi|^4 - \frac{3}{4\pi}a_c da_s + \frac{1}{2\pi}A_c da_s + \frac{1}{4\pi}A_s da_c \quad (22)$$

The redefinition of the gauge field changes the charge quantization rules. The charge under a_c is labeled as q_c and the charge of a_s is q_s . We have the charge transformation: $q_c = \frac{q_1+q_2}{2}$ and $q_s = \frac{q_1-q_2}{2}$, where q_1, q_2 are charges under a_1, a_2 . The elementary charge configuration is $(q_1, q_2) = (\pm 1, 0), (0, \pm 1)$. Thus in terms of (q_c, q_s) , the elementary charge is $(q_c, q_s) = (\pm \frac{1}{2}, \pm \frac{1}{2})$. In the FQSH phase with φ gapped, one can check that for the excitation $(q_c, q_s) = (\pm \frac{1}{2}, \pm \frac{1}{2})$, it has statistics $\theta = \pm \frac{\pi}{3}$, physical charge $Q_c = \pm \frac{1}{3}$ and physical spin $Q_s = \pm \frac{1}{6}$. This is exactly the elementary anyon on layer 1 or layer 2 in the FQSH phase. When φ is condensed, a_s is higgsed and we are left with the superfluid action $\mathcal{L}_{SF} = \frac{1}{4\pi}A_s da_c$. We can see that the vortex charge q_v of the superfluid is $q_v = 2q_c$. Then the elementary anyon with $(q_c, q_s) = (\pm \frac{1}{2}, \pm \frac{1}{2})$ in the FQSH phase now becomes the elementary vortex with $q_v = \pm 1$ in the superfluid phase. Of course now it costs infinite energy due to the coupling to the gapless gauge field a_c which represents the Goldstone mode of the superfluid. From this analysis one can see that the elementary anyon in the FQSH phase becomes the vortex of the superfluid in the exciton condensation (EC) phase. Its energy cost is infinite in the EC phase and finite in the FQSH phase. But it remains gapped across the phase transition. It is known that the elementary vortex become gapless and then condensed in the usual superfluid to insulator transition. Later in the dual theory we will see that at the XY* critical point what becomes gapless is a triple vortex, while the vortexes with $|q_v| = 1, 2$ remain gapped.

At the critical point, the topological property of the anyon does not matter. So we can integrate a_c which simply locks $a_s = \frac{1}{3}A_s$. Then we reach the final critical theory:

$$\mathcal{L}_c = |(\partial_\mu - i\frac{1}{3}A_{s;\mu})\varphi|^2 - s|\varphi|^2 - g|\varphi|^4 + \frac{1}{6\pi}A_c dA_s \quad (23)$$

When $s < 0$, this is a superfluid phase of A_s . When $s > 0$, we have the correct response of $\frac{1}{6\pi}A_c dA_s$ for the FQSH phase, though we have lost the information about the anyons by integrating a_c .

Dual theory

It is known that the XY critical theory such as in Eq. 23 has a dual theory. Here we derive the dual critical theory. We start from Eq. 22 and apply the standard particle vortex duality for φ , then we obtain a dual critical theory as:

$$\mathcal{L} = |(\partial_\mu - ib_\mu)\tilde{\varphi}|^2 - r|\tilde{\varphi}|^2 - g|\tilde{\varphi}|^4 - \frac{3}{4\pi}a_s da_c + \frac{1}{2\pi}b da_s + \frac{1}{2\pi}A_c da_s + \frac{1}{4\pi}A_s da_c \quad (24)$$

Integrating a_s , we locks $b = \frac{3}{2}a_c - A_c$. With a redefinition $a = \frac{1}{2}a_c - \frac{1}{3}A_c$, we get:

$$\mathcal{L} = |(\partial_\mu - i3a_\mu)\tilde{\varphi}|^2 - r|\tilde{\varphi}|^2 - g|\tilde{\varphi}|^4 + \frac{1}{2\pi}A_s da + \frac{1}{6\pi}A_s dA_c$$

which is exactly the dual theory of Eq. 23. We choose the normalization of the gauge field a so we have the usual coupling $\frac{1}{2\pi}A_s da$. When $\tilde{\varphi}$ is gapped in the $r > 0$ side, this describes a superfluid phase of A_s . Here $\tilde{\varphi}$ here carries vortex charge $q_v = 3$ of the superfluid phase. Therefore at the QCP the triple vortex instead of the elementary vortex of the superfluid becomes gapless. Condensation of this triple vortex kills the superfluid phase and leads to an insulator. The elementary vortex remains gapped across the QCP and will become the anyon in the FQHE insulator after the superfluid is gone.

Extra-ordinary boundary criticality

We start from the edge theory for the FQSH phase at $d > d_c$. For now let us consider the filling $(\nu_1, \nu_2) = (\frac{1}{3}, -\frac{1}{3})$. From the K matrix $K = \begin{pmatrix} 3 & 0 \\ 0 & -3 \end{pmatrix}$ we can write down the effective action for the helical edge modes:

$$S = \int dt dx \frac{3}{4\pi} \partial_t \varphi_1 \partial_x \varphi_1 - \frac{3}{4\pi} \partial_t \varphi_2 \partial_x \varphi_2 - \frac{3}{4\pi} v_F (\partial_x \varphi_1)^2 - \frac{3}{4\pi} v_F (\partial_x \varphi_2)^2 - g \frac{3}{2\pi} v_F (\partial_x \varphi_1) (\partial_x \varphi_2) \quad (25)$$

where φ_1 and φ_2 represent the edge mode in layer 1 and 2 respectively. The $g < 0$ term is from inter-layer repulsion. Note in our current convention the density operators are $\rho_1 = e^{\frac{1}{2\pi} \partial_x \varphi_1}$ and $\rho_2 = -e^{\frac{1}{2\pi} \partial_x \varphi_2}$.

We have the commutation relations:

$$[\varphi_1(x), \partial_y \varphi_1(y)] = i \frac{2\pi}{3} \delta(x - y) \quad (26)$$

and

$$[\varphi_2(x), \partial_y \varphi_2(y)] = -i \frac{2\pi}{3} \delta(x - y) \quad (27)$$

Next we do a linear combination and define:

$$\begin{aligned} \varphi_1(x) &= \frac{1}{\sqrt{3}} (\phi(x) + \theta(x)) \\ \varphi_2(x) &= \frac{1}{\sqrt{3}} (\phi(x) - \theta(x)) \end{aligned} \quad (28)$$

so

$$[\theta(x), \partial_y \varphi(y)] = i\pi \delta(x - y) \quad (29)$$

This leads to the action:

$$S = \int dt dx \frac{1}{\pi} \partial_t \phi \partial_x \theta - \frac{\tilde{v}_F}{2\pi} (K (\partial_x \theta)^2 + \frac{1}{K} (\partial_x \phi)^2) \quad (30)$$

where $\tilde{v}_F = \sqrt{1 - g^2} v_F$ and $K = \frac{1-g}{1+g}$. So we have $K > 1$.

We can also integrate ϕ to reach

$$S = \int dt dx \frac{K}{2\pi \tilde{v}_F} ((\partial_t \theta)^2 - \tilde{v}_F^2 (\partial_x \theta)^2) \quad (31)$$

This is the standard action for the Luttinger liquid, but the operator mapping is different. Especially the fractional exciton $l = (1, -1)$ now corresponds to $\psi^\dagger \sim e^{i\varphi_R} e^{-i\varphi_L} = e^{i \frac{2}{\sqrt{3}} \theta(x)}$. It's scaling dimension is $[\psi] = \frac{1}{3K} < \frac{1}{3}$. We can make a redefinition $\tilde{\theta} = \frac{2}{\sqrt{3}} \theta$, so the action is:

$$S_0 = \int dt dx \frac{1}{2\pi\tilde{v}_F\lambda} ((\partial_t\tilde{\theta})^2 - \tilde{v}_F^2(\partial_x\tilde{\theta})^2) \quad (32)$$

with $\lambda = \frac{4}{3K}$. In this convention $e^{i\tilde{\theta}}$ creates a fractional exciton with charge $1/3$ under A_s .

At the QCP, the boundary is described by the following action:

$$S_{\text{boundary}} = \int dt dx \frac{1}{2\pi\tilde{v}_F\lambda} ((\partial_t\tilde{\theta})^2 - \tilde{v}_F^2(\partial_x\tilde{\theta})^2) - s \int dx dt (e^{i\tilde{\theta}}\varphi^* + e^{-i\tilde{\theta}}\varphi) \quad (33)$$

Following Ref. 46, we obtain the renormalization flow equation:

$$\begin{aligned} \frac{ds}{dl} &= (2 - \Delta_\varphi - \frac{1}{4}\lambda)s \\ \frac{d\lambda}{dl} &= -\pi^2 s^2 \lambda^2 \end{aligned} \quad (34)$$

Given that $\Delta_\varphi \approx 1.219$ and initially $\lambda < \frac{4}{3}$, we will have s flows to infinite and λ flows to zero when the RG flow l approaches infinite.

The ordinary exciton order creation operator is $e^{i3\tilde{\theta}}$. In the FQSH phase its correlation function is:

$$\langle e^{i3\tilde{\theta}(x)} e^{-i3\tilde{\theta}(y)} \rangle \sim \frac{1}{|x-y|^{9\lambda}} \quad (35)$$

Therefore at the QCP, because λ flows to zero, the exponent of the above correlation function also flows to zero. In practice, it should have a log singularity [46] at the QCP:

$$\langle e^{i3\tilde{\theta}(x)} e^{-i3\tilde{\theta}(0)} \rangle \sim \frac{1}{(\log x)^q}, x \rightarrow \infty \quad (36)$$

This is so-called extra-ordinary-log boundary critical behavior. One can see that the exciton order has an almost long-range order at the edge, despite that its correlation function has a large decaying exponent in the bulk.

The exciton current A_s couples in the following way: $\partial_\mu\tilde{\theta} \rightarrow (\partial_\mu - i\frac{1}{3}A_{s;\mu})\tilde{\theta}$. In the FQSH phase it is known the conductance under A_s is $G = \frac{1}{9}\frac{1}{\lambda}\frac{e^2}{h}$ [61]. At the QCP, the conductance G then flows to infinite. This is expected because the exciton has almost long-range order, so its transport should still be superfluid-like.

We also want to comment on the local density of states (DoS) of one layer probed by the scanning tunneling microscope (STM). Consider the layer 1, the single electron creation operator is: $c_1^\dagger(x) \sim e^{i3\varphi_1(x)} = e^{i\sqrt{3}(\phi(x)+\theta(x))}$. Then we expect the STM of the layer 1 has $\frac{dI}{dV} \sim V^\alpha$ with $\alpha = \frac{3}{2}(K + \frac{1}{K}) - 1$. In the decoupled phase at large d/l_b we have $\alpha \approx 2$ as $K \approx 1$. However, at the QCP, α goes to infinite in the extra-ordinary criticality.