

THE SIZE OF THE BETTI TABLE OF BINOMIAL EDGE IDEALS

ANTONINO FICARRA, EMANUELE SGROI

ABSTRACT. Let G be a finite simple graph with n non isolated vertices, and let J_G its binomial edge ideal. We determine all pairs $(\text{projdim}(J_G), \text{reg}(J_G))$, where G ranges over all finite simple graphs with n non isolated vertices, for any n .

INTRODUCTION

One never-ending source of inspiration in Combinatorial Commutative Algebra is the study of the minimal free resolutions of graded ideals. Let $R = K[x_1, \dots, x_n]$ be the standard graded polynomial ring, with K a field, and let $I \subset R$ a graded ideal. The behaviour of the minimal resolution of I is hard to predict. Two important homological invariants of I , that provide a measure of the complexity of its minimal resolution, are the *projective dimension*, $\text{projdim}(I)$, and the *regularity*, $\text{reg}(I)$. The pair $(\text{projdim}(I), \text{reg}(I))$ determines the size of the *Betti table* of I .

A central question is the following. For a given class \mathcal{C} of graded ideals of R , can we determine the set of the sizes of the Betti tables of the ideals in \mathcal{C} ? That is, can we determine all pairs $(\text{projdim}(I), \text{reg}(I))$, $I \in \mathcal{C}$? Such a problem is very difficult, and the behaviour of these pairs is quite mysterious. On the other hand, if the graded ideals in \mathcal{C} arise from combinatorics, as it happens in many cases, then their combinatorial nature helps us to better understand and sometimes also answer such a question.

A problem of this type is considered in [8]. Hereafter, for a graph G we mean a finite simple graph. Recall that the *edge ideal* $I(G)$ of G is the ideal generated by the monomials $x_i x_j$ where $\{i, j\}$ is an edge of G . In [8], Hà and Hibi studied the question of determining all admissible pairs $(\text{projdim}(I(G)), \text{reg}(I(G)))$, as G ranges over all graphs with a given number of vertices. This question is related to the search of a MAX MIN VERTEX COVER and a MIN MAX INDEPENDENT SET. In turn, these classical problems of graph theory are known to be NP-hard, and they received a lot of attention lately [2, 3, 4, 9]. On the other hand, the combinatorics of G yields the following surprising lower bound: $\text{projdim}(I(G)) \geq 2\sqrt{n} - 3$. The authors determined all pairs $(\text{projdim}(I(G)), \text{reg}(I(G)))$ when the projective dimension reaches this lower bound, and also when the regularity reaches its minimal possible value, namely $\text{reg}(I(G)) = 2$. The same question was posed and completely solved by Erey and Hibi in [6], for the class of connected bipartite graphs. Similar problems are treated in [12, 13, 14, 15, 16, 17, 19] and the references therein.

2020 *Mathematics Subject Classification*. Primary 13F20; Secondary 13H10.

Key words and phrases. binomial edge ideals, betti tables, projective dimension, regularity.

Another family of graded ideals arising from graphs is that of *binomial edge ideals*. In 2010, Herzog, Hibi, Hreinsdóttir, Kahle and Rauh in [10], and independently, Ohtani in [24], introduced the *binomial edge ideal*. Let G be a graph with n vertices $1, \dots, n$. Then J_G is defined to be the graded ideal of $S = K[x_1, \dots, x_n, y_1, \dots, y_n]$ generated by the binomials $x_i y_j - x_j y_i$ for all edges $\{i, j\}$ of G . This class of ideals generalizes the classical determinantal ideals. Indeed, J_G may be seen as the ideal generated by an arbitrary set of maximal minors of a $(2 \times n)$ -matrix of indeterminates. A huge effort has been made to understand the homological properties of binomial edge ideals. Consult the survey [23] for the current state of art.

In this article, we address Hà and Hibi problem for the class of binomial edge ideals. One would guess, as in the case of edge ideals, that this problem is difficult, and that answering this question in an explicit fashion may not be possible. Quite surprisingly, we succeed to deliver a fairly comprehensive and explicit solution.

Let $n \geq 1$ be an integer. Denote by $\text{Graphs}(n)$ the class of all finite simple graphs with n non isolated vertices. Then, we define

$$\text{pdreg}(n) = \{(\text{projdim}(J_G), \text{reg}(J_G)) : G \in \text{Graphs}(n)\},$$

which is the set of the sizes of the Betti tables of J_G , as G ranges over all graphs with n non isolated vertices. Our main result in the article is the following theorem.

Theorem 3.1 *For all $n \geq 3$,*

$$\begin{aligned} \text{pdreg}(n) = \{ & (n-2, 2), (n-2, n)\} \cup \bigcup_{r=3}^{\lfloor \frac{n}{2} \rfloor + 1} \left(\bigcup_{p=n-r}^{2n-5} \{(p, r)\} \right) \cup \\ & \cup \bigcup_{r=\lceil \frac{n}{2} \rceil + 1}^{n-2} \left(\bigcup_{p=r-2}^{2n-5} \{(p, r)\} \right) \cup A_n, \end{aligned}$$

where $A_n = \{(p, r) \in \text{pdreg}(n) : r = n - 1\}$.

The reader may see that when the regularity is $n - 1$ we leave the set A_n not determined. Indeed, our experiments show a quite unexpected behaviour.

Conjecture 3.4 Let G be a graph with $n \geq 7$ non isolated vertices. Suppose that $\text{reg}(J_G) = n - 1$. Then $\text{projdim}(J_G) \leq n$.

The article is structured as follows. In Section 1, we state some general bounds for the projective dimension and the regularity of binomial edge ideals. The proof of Theorem 3.1 is by induction on the number of vertices of the graph. On the other hand, there are some special graphs giving some of the pairs $(p, r) \in \text{pdreg}(n)$ that we did not obtain by inductive arguments. In Section 2, we discuss these special classes of graphs. They give the pairs $(p, r) \in \text{pdreg}(n)$ with $p = 2n - 5, 2n - 6$, or $r = 3, n - 2$. Section 3 contains the main result in the article. Our answer is nearly complete. Indeed, only for the graphs with almost maximal regularity, namely $\text{reg}(J_G) = n - 1$, we do not know yet the projective dimension. It would be interesting to classify the binomial edge ideals with almost maximal regularity.

We gratefully acknowledge the use of *Macaulay2* [7] and in particular of the package *NautyGraphs* [21].

1. GENERAL BOUNDS FOR THE BETTI TABLE OF BINOMIAL EDGE IDEALS

Let I be a graded ideal of a standard graded polynomial ring $R = K[x_1, \dots, x_n]$, where K is a field. Then I possesses a unique minimal graded free resolution

$$\mathbb{F} : \cdots \rightarrow F_i \rightarrow F_{i-1} \rightarrow \cdots \rightarrow F_1 \rightarrow F_0 \rightarrow I \rightarrow 0,$$

with $F_i = \bigoplus_j R(-j)^{\beta_{i,j}(I)}$, where the $\beta_{i,j}(I)$ are the *graded Betti numbers* of I . The *projective dimension* and the *regularity* of I , are, respectively,

$$\begin{aligned} \text{projdim}(I) &= \max\{i : \beta_{i,j}(I) \neq 0, \text{ for some } j\}, \\ \text{reg}(I) &= \max\{j - i : \beta_{i,j}(I) \neq 0, \text{ for some } i \text{ and } j\}. \end{aligned}$$

Throughout the article, we consider only finite simple graphs. Hence we will refer to them simply as graphs. Let G be a graph. By $V(G)$ we denote the *vertex set* of G , and by $E(G)$ the *edge set* of G . Two vertices u and v are *adjacent* if $\{u, v\} \in E(G)$. A vertex u is called *isolated* if $\{u, v\} \notin E(G)$ for all $v \in V(G) \setminus \{u\}$.

Let K be a field and G be a graph with vertex set $\{1, \dots, n\}$. The *binomial edge ideal* J_G of G is the following binomial ideal of $S = K[x_1, \dots, x_n, y_1, \dots, y_n]$:

$$J_G = (x_i y_j - x_j y_i : \{i, j\} \in E(G)).$$

Let G be a graph. If W is a subset of $V(G)$ we denote by G_W the *induced subgraph of G on W* , that is $V(G_W) = W$ and $E(G_W) = \{\{u, v\} \in E(G) : u, v \in W\}$. It is known by [20, Corollary 2.2] that

$$\text{projdim}(J_G) \geq \text{projdim}(J_{G_W}) \quad \text{and} \quad \text{reg}(J_G) \geq \text{reg}(J_{G_W}),$$

for all subsets W of $V(G)$. We will use freely this fact.

Suppose that G is connected. Then, we say that G is ℓ -*vertex-connected* if for all subsets W of $V(G)$ with $|W| < \ell$, the induced subgraph $G_{V(G) \setminus W}$ is connected. The *vertex-connectivity* of G , denoted by $\ell(G)$, is the maximum integer ℓ such that G is ℓ -vertex-connected. It is clear that $\ell(G) \geq 1$.

Theorem 1.1. *Let G be a graph with $n \geq 3$ non isolated vertices. Then*

$$\text{projdim}(J_G) \leq 2n - 5.$$

Furthermore, if G is connected, then $\text{projdim}(J_G) \geq n - 2$.

Proof. By the work of [26, Theorem 5.2] it is known that $\text{depth}(S/J_G) \geq 4$ for all graphs G . Therefore, by the Auslander–Buchsbaum formula we have

$$\text{projdim}(J_G) = \text{projdim}(S/J_G) - 1 = 2n - \text{depth}(S/J_G) - 1 \leq 2n - 5.$$

Suppose now that G is connected. Then, by [1, Theorems 3.19 and 3.20] we have $\text{projdim}(J_G) = \text{projdim}(S/J_G) - 1 \geq n + \ell(G) - 3$. Since $\ell(G) \geq 1$, we obtain $\text{projdim}(J_G) \geq n - 2$, as desired. \square

We denote by K_n the *complete graph* with n vertices, that is $V(K_n) = \{1, \dots, n\}$ and $\{i, j\} \in E(K_n)$ for all $i, j \in V(K_n)$, $i \neq j$. Whereas, by P_n we denote the *path* of length n , that is $V(P_n) = \{1, \dots, n\}$ and $E(P_n) = \{\{1, 2\}, \{2, 3\}, \dots, \{n-1, n\}\}$.

Theorem 1.2. *Let G be a graph with $n \geq 3$ non isolated vertices. Then*

$$2 \leq \text{reg}(J_G) \leq n.$$

Moreover,

- (i) $\text{reg}(J_G) = 2$ if and only if $G = K_n$ and, in this case, $\text{projdim}(J_{K_n}) = n - 2$.
- (ii) $\text{reg}(J_G) = n$ if and only if $G = P_n$ and, in this case, $\text{projdim}(J_{P_n}) = n - 2$.

Proof. Since J_G is generated in degree two, $\text{reg}(J_G) \geq 2$. By [20, Theorem 1.1], $\text{reg}(J_G) \leq |V(G)| = n$. Statement (i) follows from [28, Theorem 2.1], while statement (ii) follows from [18, Theorem 3.2]. \square

The following observation will be used several times.

Remark 1.3. Suppose $G = G_1 \sqcup G_2 \sqcup \cdots \sqcup G_c$ is a graph without isolated vertices and c connected components G_i , $i = 1, \dots, c$. Let $S_i = K[x_v, y_v : v \in V(G_i)]$ and $n_i = |V(G_i)|$, for all i . Then $\sum_{i=1}^c n_i = n$ and J_{G_i} is a binomial ideal of S_i . Since the polynomial rings S_i are in pairwise disjoint sets of variables, we have

$$S/J_G \cong \bigotimes_{i=1}^c S_i/J_{G_i}.$$

Hence, $\text{projdim}(S/J_G) = \sum_{i=1}^c \text{projdim}(S_i/J_{G_i})$ and $\text{reg}(S/J_G) = \sum_{i=1}^c \text{reg}(S_i/J_{G_i})$. Taking into account that for a graded ideal I of a polynomial ring R we have $\text{projdim}(R/I) = \text{projdim}(I) + 1$ and $\text{reg}(R/I) = \text{reg}(I) - 1$, we obtain the following useful identities,

$$(1) \quad \text{projdim}(J_G) = \sum_{i=1}^c \text{projdim}(J_{G_i}) + (c - 1),$$

$$(2) \quad \text{reg}(J_G) = \sum_{i=1}^c \text{reg}(J_{G_i}) - (c - 1).$$

The lower bound given in Theorem 1.1 for the projective dimension, can be refined in terms of the regularity.

Proposition 1.4. *Let $n \geq 3$, r be positive integers such that $3 \leq r \leq \lfloor \frac{n}{2} \rfloor + 1$. Then*

$$n - r \leq \text{projdim}(J_G) \leq 2n - 5,$$

for all graphs G with n non isolated vertices.

Proof. The upper bound for $\text{projdim}(J_G)$ is stated in Theorem 1.1. To prove the lower bound, assume the notation of Remark 1.3. By formula (2) and Theorem 1.2,

$$\begin{aligned} r &= \sum_{i=1}^c \text{reg}(J_{G_i}) - (c - 1) \geq \sum_{i=1}^c 2 - (c - 1) \\ &= 2c - c + 1 = c + 1. \end{aligned}$$

Therefore, $c \leq r - 1$. The upper bound $c \leq r - 1 \leq \lfloor \frac{n}{2} \rfloor$ we determined, agrees with the fact that the number of connected components of G is at most $\lfloor \frac{n}{2} \rfloor$.

Now, by formula (1) and Theorem 1.1,

$$\begin{aligned}
\text{projdim}(J_G) &= \sum_{i=1}^c \text{projdim}(J_{G_i}) + (c-1) \\
(3) \quad &\geq \sum_{i=1}^c (n_i - 2) + (c-1) \\
&= \sum_{i=1}^c n_i - 2c + c - 1 \\
&= n - c - 1 \geq n - r,
\end{aligned}$$

since $c \leq r - 1$. □

Proposition 1.5. *Let $n \geq 3$, r be positive integers such that $\lceil \frac{n}{2} \rceil + 1 \leq r \leq n - 1$. Then*

$$r - 2 \leq \text{projdim}(J_G) \leq 2n - 5,$$

for all graphs G with n non isolated vertices.

Proof. The upper bound follows from Theorem 1.1. For the proof of the lower bound, assume the notation of Remark 1.3. By formula (2) and Theorem 1.2,

$$\begin{aligned}
r &= \sum_{i=1}^c \text{reg}(J_{G_i}) - (c-1) \leq \sum_{i=1}^c n_i - (c-1) \\
&= n - c + 1.
\end{aligned}$$

Thus, $c \leq n - r + 1$. Note that $c \leq n - r + 1 \leq n - (\lceil \frac{n}{2} \rceil + 1) + 1 = n - \lceil \frac{n}{2} \rceil = \lfloor \frac{n}{2} \rfloor$. Therefore, the upper bound $c \leq n - r + 1$ agrees with the fact that the number of connected components of G is at most $\lfloor \frac{n}{2} \rfloor$.

Using the computation in (3), we obtain

$$\text{projdim}(J_G) \geq n - c - 1 \geq r - 2,$$

since $c \leq n - r + 1$. □

2. SPECIAL CLASSES OF GRAPHS

In this section, we determine some classes of graphs that have a given projective dimension or a given regularity. These families will be used to get our main result.

Let G_1, G_2 be two graphs with different vertex sets V_1 and V_2 and edge sets E_1 and E_2 . The *join* of G_1 and G_2 is defined to be the graph $G_1 * G_2$ with vertex set $V_1 \cup V_2$ and edge set $E_1 \cup E_2 \cup \{\{v_1, v_2\} : v_1 \in V_1, v_2 \in V_2\}$.

The following formula due to Madani and Kiani ([29, Theorem 2.1]) plays a pivotal role in our article. Suppose G_1 and G_2 are graphs with disjoint vertex sets V_1 and V_2 , and that not both of them are complete. Then,

$$(4) \quad \text{reg}(J_{G_1 * G_2}) = \max\{\text{reg}(J_{G_1}), \text{reg}(J_{G_2}), 3\}.$$

It is worth mentioning that, even if G_1 and G_2 may have isolated vertices, all vertices in $G_1 * G_2$ are non isolated, and $G_1 * G_2$ is always a connected graph. Moreover, if $G_1 \neq K_1$ and $G_2 = K_1$, then $G_1 * G_2$ is called a *cone*.

2.1. Graphs with projective dimension $2n - 5$. In [26, Theorem 5.3], Malayeri, Madani and Kiani have characterized all graphs G that have minimal depth possible, *i.e.*, $\text{depth}(S/J_G) = 4$. For such graphs, by the Auslander–Buchsbaum formula we have maximal projective dimension:

$$\text{projdim}(J_G) = \text{projdim}(S/J_G) - 1 = 2n - \text{depth}(S/J_G) - 1 = 2n - 5.$$

Hereafter, for a positive integer $m \geq 1$, we denote by mK_1 a graph consisting of m isolated vertices.

Theorem 2.1. *Let G be a graph with $n \geq 5$ non isolated vertices. Then, the following conditions are equivalent.*

- (i) $\text{projdim}(J_G) = 2n - 5$.
- (ii) $G = \tilde{G} * 2K_1$ for some graph \tilde{G} with $n - 2$ vertices.

Corollary 2.2. *Let G be a graph with $n \geq 5$ non isolated vertices such that $\text{projdim}(J_G) = 2n - 5$. Then,*

$$3 \leq \text{reg}(J_G) \leq n - 2.$$

Furthermore, given $r \in \{3, \dots, n - 2\}$, there exists a graph G with n non isolated vertices such that $\text{projdim}(J_G) = 2n - 5$ and $\text{reg}(J_G) = r$.

Proof. By the previous theorem, $G = \tilde{G} * 2K_1$ for some graph \tilde{G} with $n - 2$ vertices. Since $2K_1$ is not complete and $J_{2K_1} = (0)$, by formula (4),

$$\text{reg}(J_G) = \max\{\text{reg}(J_{\tilde{G}}), \text{reg}(J_{2K_1}), 3\} = \max\{\text{reg}(J_{\tilde{G}}), 3\}.$$

Hence $\text{reg}(J_G) \geq 3$. Moreover, by Theorem 1.2, $\text{reg}(J_{\tilde{G}}) \leq |V(\tilde{G})| = n - 2$ and so $\text{reg}(J_G) \leq n - 2$, since $n - 2 \geq 3$.

Now, let $r \in \{3, \dots, n - 2\}$. Set $\tilde{G} = P_r \sqcup (n - 2 - r)K_1$ and $G = \tilde{G} * 2K_1$. Then $\text{projdim}(J_G) = 2n - 5$, by the previous theorem. Moreover,

$$\text{reg}(J_G) = \max\{\text{reg}(J_{\tilde{G}}), \text{reg}(J_{2K_1}), 3\} = \max\{r, 3\} = r,$$

since $J_{\tilde{G}} = J_{P_r}$ has regularity r by Theorem 1.2(ii). □

2.2. Graphs with projective dimension $2n - 6$. After the case of minimal depth, Malayeri, Madani and Kiani classified in [27, Theorem 5, Section 5] the graphs G with $\text{depth}(S/J_G) = 5$, that is $\text{projdim}(J_G) = 2n - 6$.

To state their result, we introduce the following class of graphs. Hereafter, if n is a positive integer, we denote by $[n]$ the set $\{1, 2, \dots, n\}$. If v is a vertex of a graph G , $N_G(v) = \{u \in V(G) \setminus \{v\} : \{u, v\} \in E(G)\}$ is the *neighbourhood of v in G* .

Definition 2.3. Let $T \subset [n]$ with $|T| = n - 2$. The family \mathcal{G}_T consists of all graphs G with vertex set $[n]$ such that there exist two non adjacent vertices u and v of G with $u, v \in [n] \setminus T$, and three disjoint subsets of T , say V_0, V_1 and V_2 with $V_1, V_2 \neq \emptyset$ and $V_0 \cup V_1 \cup V_2 = T$, such that the following conditions hold:

- (a) $N_G(u) = V_0 \cup V_1$ and $N_G(v) = V_0 \cup V_2$
- (b) $\{v_1, v_2\} \in E(G)$, for every $v_1 \in V_1$ and $v_2 \in V_2$.

Now, we introduce the class of D_5 -type graphs.

Definition 2.4. Let G be a graph with n vertices such that $G \neq H * 2K_1$, for all graphs H . G is called a D_5 -type graph, if one of the following conditions holds:

- (a) $G = \tilde{G} * 3K_1$, for some graph \tilde{G} .
- (b) $G = \tilde{G} * (K_1 \sqcup K_2)$, for some graph \tilde{G} .
- (c) $G \in \mathcal{G}_T$, for some $T \subset V(G)$ with $|T| = n - 2$.

Theorem 2.5. Let G be a graph with $n \geq 5$ non isolated vertices. Then, the following conditions are equivalent.

- (i) $\text{projdim}(J_G) = 2n - 6$.
- (ii) G is a D_5 -type graph.

The following observation will be useful later.

Remark 2.6. Let $n \geq 5$. By Theorems 2.1 and 2.5, it follows that all graphs G with $n \geq 5$ non isolated vertices such that $\text{projdim}(J_G) = 2n - 5$ or $\text{projdim}(J_G) = 2n - 6$ are connected.

For the proof of the next result, we need a lemma of Ohtani [24, Lemma 4.8], see also [19, Lemma 3.1] and formula (1) in the same article.

We recall that a *clique* of a graph G is a subset W of $V(G)$ such that G_W is an induced complete subgraph of G . A *maximal clique* of G is a clique of G that is not contained in any other clique of G . A vertex $v \in V(G)$ is called *simplicial* if $N_G(v)$ is a clique of G , otherwise is called *internal*. Let $v \in V(G)$. We denote $G_{V(G) \setminus \{v\}}$ by $G \setminus v$. Whereas, by G_v we denote the graph with vertex set $V(G)$ and edge set $E(G) \cup \{\{w_1, w_2\} : w_1, w_2 \in N_G(v)\}$.

Let v be an internal vertex of a graph G . Then Ohtani lemma, see also formula (1) in [19], implies that the following short sequence is exact:

$$(5) \quad 0 \rightarrow \frac{S}{J_G} \rightarrow \frac{S}{(x_v, y_v, J_{G \setminus v})} \oplus \frac{S}{J_{G_v}} \rightarrow \frac{S}{(x_v, y_v, J_{G_v \setminus v})} \rightarrow 0.$$

In the next proposition we also use freely the following upper bound for the regularity proved in [5, Theorem 2.1], see also formula (3) in the same article. For a connected graph G with n vertices,

$$\text{reg}(J_G) \leq n + 2 - |W|, \quad \text{for any clique } W \text{ of } G.$$

Proposition 2.7. Let G be a graph with $n \geq 6$ non isolated vertices such that $\text{projdim}(J_G) = 2n - 6$. Then,

$$3 \leq \text{reg}(J_G) \leq n - 2.$$

Proof. By the previous theorem, G is a D_5 -type graph. Therefore G is not a complete graph. By Theorem 1.2(i), $\text{reg}(J_G) \geq 3$.

Let us prove the upper bound. Firstly, suppose $G = \tilde{G} * 3K_1$ or $G = \tilde{G} * (K_1 \sqcup K_2)$, for some graph \tilde{G} with $n - 3$ vertices. Then, arguing as in Corollary 2.2 we obtain $\text{reg}(J_G) \leq n - 3$ in this case.

Suppose now that $G \in \mathcal{G}_T$ for some $T \subset V(G)$ with $|T| = n - 2$. Then $V(G) = \{u, v\} \cup V_0 \cup V_1 \cup V_2$ where the union is disjoint, $V_1, V_2 \neq \emptyset$, u and v are non adjacent, $N_G(u) = V_0 \cup V_1$, $N_G(v) = V_0 \cup V_2$ and $\{v_1, v_2\} \in E(G)$ for all $v_1 \in V_1$ and $v_2 \in V_2$.

Let us show that $\text{reg}(J_G) \leq n - 2$. We distinguish three cases.

Case 1. Suppose both u and v are simplicial vertices of G . Then, $T = V_0 \cup V_1 \cup V_2$ is a maximal clique of G . Therefore, $\text{reg}(J_G) \leq n + 2 - |T| = 4 \leq n - 2$ as $n \geq 6$.

Case 2. Suppose that u is a simplicial vertex, but v is internal. Then $\{u\} \cup V_0 \cup V_1$ is a clique of G . Since v is internal, we can apply Ohtani lemma. By the short exact sequence (5) we have

$$\text{reg}(J_G) \leq \max\{\text{reg}(x_v, y_v, J_{G \setminus v}), \text{reg}(J_{G_v}), \text{reg}(x_v, y_v, J_{G_v \setminus v}) + 1\}.$$

Since x_v, y_v do not divide any generator of $J_{G \setminus v}$ and $J_{G_v \setminus v}$, we obtain

$$(6) \quad \text{reg}(J_G) \leq \max\{\text{reg}(J_{G \setminus v}), \text{reg}(J_{G_v}), \text{reg}(J_{G_v \setminus v}) + 1\}.$$

Note that $G \setminus v$ is not a path. Indeed $N_G(u) = V_0 \cup V_1$ is non empty, as $V_1 \neq \emptyset$. Hence, if $N_G(u) = \{w\}$ then $|V_2| = |T| - 1 = n - 3 \geq 3$. Recall that all vertices of V_1 and V_2 are adjacent. Then w would be adjacent to at least three vertices, which can not happen in a path. Otherwise, if $|N_G(u)| \geq 2$ and $w_1, w_2 \in N_G(u)$, then G has an induced cycle with vertices u, w_1, w_2 . But a path does not have induced cycles. It follows that $G \setminus v$ is not a path. Thus, by Theorem 1.2(ii),

$$(7) \quad \text{reg}(J_{G \setminus v}) \leq |V(G \setminus v)| - 1 = n - 2.$$

Note that in the graphs G_v and $G_v \setminus v$, the set $T = V_0 \cup V_1 \cup V_2$ is a clique of size $n - 2$. Therefore, since $n \geq 6$ we have

$$(8) \quad \text{reg}(J_{G_v}) \leq n + 2 - |T| = 4 \leq n - 2,$$

$$(9) \quad \text{reg}(J_{G_v \setminus v}) + 1 \leq (n - 1) + 2 - |T| + 1 = 4 \leq n - 2.$$

Combining (6) with (7), (8) and (9) we obtain $\text{reg}(J_G) \leq n - 2$, as desired.

Case 3. Suppose that both u and v are internal vertices. We first apply Ohtani lemma to v and get the inequality,

$$(10) \quad \text{reg}(J_G) \leq \max\{\text{reg}(J_{G \setminus v}), \text{reg}(J_{G_v}), \text{reg}(J_{G_v \setminus v}) + 1\}.$$

As in the previous case, $G \setminus v$ is not a path. Indeed $N_G(u) = V_0 \cup V_1$ is non empty. If $N_G(u) = \{w\}$ then $|V_2| = |T| - 1 = n - 3 \geq 3$. Then w would be adjacent to at least three vertices, which can not happen in a path. Otherwise, if $|N_G(u)| \geq 2$ let $w_1, w_2 \in N_G(u)$. If w_1, w_2 are adjacent, then G has an induced cycle with vertices u, w_1, w_2 . Otherwise, let $w_3 \in V_2$, then G has an induced cycle with vertices u, w_1, w_2, w_3 . But a path does not have induced cycles. Thus, by Theorem 1.2(ii),

$$(11) \quad \text{reg}(J_{G \setminus v}) \leq n - 2.$$

Since u and v are non adjacent in G and in G_v , u is internal (simplicial) in G_v and only if u is internal (simplicial) in $G_v \setminus v$. We distinguish the two cases.

Subcase 3.1. Suppose u is simplicial in G_v and $G_v \setminus v$. Then $T = V_0 \cup V_1 \cup V_2$ is a clique of size $n - 2$ in both graphs. Therefore,

$$(12) \quad \text{reg}(J_{G_v}) \leq n + 2 - |T| = 4 \leq n - 2,$$

$$(13) \quad \text{reg}(J_{G_v \setminus v}) + 1 \leq (n - 1) + 2 - |T| + 1 = 4 \leq n - 2.$$

Combining (10) with (11), (12) and (13), we obtain $\text{reg}(J_G) \leq n - 2$, as desired.

Subcase 3.2. Suppose u is internal in G_v and $G_v \setminus v$. We apply Ohtani lemma to get

$$(14) \quad \text{reg}(J_{G_v}) \leq \max\{\text{reg}(J_{G_v \setminus u}), \text{reg}(J_{(G_v)_u}), \text{reg}(J_{(G_v)_u \setminus u}) + 1\},$$

$$(15) \quad \text{reg}(J_{G_v \setminus v}) \leq \max\{\text{reg}(J_{G_v \setminus \{u, v\}}), \text{reg}(J_{(G_v \setminus v)_u}), \text{reg}(J_{(G_v \setminus v)_u \setminus u}) + 1\}.$$

The graph $G_v \setminus u$ is easily seen to be not a path. Hence, $\text{reg}(J_{G_v \setminus u}) \leq |V(G_v \setminus u)| - 1 = n - 2$. Moreover, in $(G_v)_u$ the set T is a clique of size $n - 2$, and the same calculation as in (12) gives $\text{reg}(J_{(G_v)_u}) \leq n - 2$. Finally, in $(G_v)_u \setminus u$, T is a clique. The same calculation as in (13) gives $\text{reg}(J_{(G_v)_u \setminus u}) + 1 \leq n - 2$. These calculations and equation (14) yield

$$(16) \quad \text{reg}(J_{G_v}) \leq n - 2.$$

We have $\text{reg}(J_{G_v \setminus \{u, v\}}) \leq |V(G_v \setminus \{u, v\})| = n - 2$. Note that in $(G_v \setminus v)_u$, T is a clique. As before, we have $\text{reg}(J_{(G_v \setminus v)_u}) \leq n - 2$. Moreover, $(G_v \setminus v)_u \setminus u$ is a complete graph. Consequently, $\text{reg}(J_{(G_v \setminus v)_u \setminus u}) + 1 = 3 \leq n - 2$. Thus,

$$(17) \quad \text{reg}(J_{G_v \setminus v}) \leq n - 2.$$

Finally, combining (10) with (11), (16) and (17) we obtain that $\text{reg}(J_G) \leq n - 2$, as desired. The proof is complete. \square

Corollary 2.8. *Let $n \geq 5$ and $3 \leq r \leq n - 2$ be positive integers. Then, there exists a graph G with n non isolated vertices such that*

$$\text{projdim}(J_G) = 2n - 6 \quad \text{and} \quad \text{reg}(J_G) = r.$$

Proof. Let $3 \leq r \leq n - 3$, and set $\tilde{G} = P_r \sqcup (n - r - 3)K_1$ and $G = \tilde{G} * 3K_1$. Then, by Theorem 2.5, $\text{projdim}(J_G) = 2n - 6$, and by formula (4), $\text{reg}(J_G) = \text{reg}(J_{\tilde{G}}) = \text{reg}(J_{P_r}) = r$.

Let now $r = n - 2$. Let G be the graph with vertex set $V(G) = \{u, v, 1, \dots, n - 2\}$ and edge set

$$E(G) = \{\{i, i + 1\}, \{i, u\} : i = 1, \dots, n - 3\} \cup \{\{i, v\} : i = 1, \dots, n - 4\} \cup \{\{n - 2, v\}\}.$$

Then, setting $T = \{1, \dots, n - 2\}$, we have that $G \in \mathcal{G}_T$. To see why this is true, using the same notation as in Definition 2.3, just take $V_0 = \{1, \dots, n - 4\}$, $V_1 = \{n - 3\}$ and $V_2 = \{n - 2\}$. Therefore, by Theorem 2.5, $\text{projdim}(J_G) = 2n - 6$. Note that the induced subgraph $P = G_{\{1, \dots, n - 2\}}$ is a path with $n - 2$ vertices. Hence, $\text{reg}(J_G) \geq \text{reg}(J_P) = n - 2$. On the other hand, by Proposition 2.7, $\text{reg}(J_G) \leq n - 2$. Consequently, $\text{reg}(J_G) = n - 2$ and G is the graph we are looking for. \square

2.3. Graphs with regularity 3. We quote the following result [29, Theorem 3.2].

Theorem 2.9. *Let G be a non-complete graph with n non isolated vertices. Then $\text{reg}(J_G) = 3$ if and only if one of the following conditions holds:*

- (i) $G = K_r \sqcup K_s$ with $r, s \geq 2$ and $r + s = n$, or
- (ii) $G = G_1 * G_2$, where G_i is a graph with $n_i < n$ vertices such that $n_1 + n_2 = n$ and $\text{reg}(J_{G_i}) \leq 3$, for $i = 1, 2$.

Remark 2.10. If G is a graph with $\text{reg}(J_G) = 3$ and $\text{projdim}(J_G) \geq n - 2$, then G must be connected. Suppose by contradiction that there exists a disconnected graph $G = G_1 \sqcup \cdots \sqcup G_c$ with regularity 3 and projective dimension $\text{projdim}(J_G) \geq n - 2$. Arguing as in Proposition 1.4 we obtain $c \leq r - 1 = 2$. Thus $c = 2$ and by formula (2) we must have $\text{reg}(J_{G_1}) + \text{reg}(J_{G_2}) - 1 = 3$. This formula holds if and only if $\text{reg}(J_{G_1}) = \text{reg}(J_{G_2}) = 2$. Thus $G = K_r \sqcup K_s$ as in Theorem 2.9(i). But then $\text{projdim}(J_G) = n - 3$, a contradiction.

Corollary 2.11. *Let $n \geq 4$ be an integer. Then, for all $n - 3 \leq p \leq 2n - 5$, there exists a graph G with n non isolated vertices such that*

$$\text{projdim}(J_G) = p \quad \text{and} \quad \text{reg}(J_G) = 3.$$

Proof. We proceed by induction on $n \geq 4$. Suppose $n = 4$. Then, the binomial edge ideals of the graphs $2K_2$, $(P_2 \sqcup K_1) * K_1$, $P_2 * 2K_1$ have regularity 3 and projective dimension, respectively, 1, 2 and 3.

Suppose now $n > 4$. If $p = 2n - 5$ or $p = 2n - 6$, then a graph G with n non isolated vertices such that $\text{projdim}(J_G) = p$ and $\text{reg}(J_G) = 3$ exists by Corollaries 2.2, 2.8. Therefore, we can assume $n - 3 \leq p \leq 2n - 7$. If $p = n - 3$, then the binomial edge ideal of $K_r \sqcup K_s$ with $r, s \geq 2$ and $r + s = 2$ has projective dimension $n - 3$ and regularity 3, by using Theorem 2.9(i). Now, let $n - 2 \leq p \leq 2n - 7$. Then $(n - 1) - 3 \leq p - 2 \leq 2(n - 1) - 7 < 2(n - 1) - 5$. Hence, by induction there exists a graph \tilde{G} with $\text{projdim}(J_{\tilde{G}}) = p - 2$ and $\text{reg}(J_{\tilde{G}}) = 3$. Let $G = \tilde{G} * K_1$. If $p - 2 = (n - 1) - 3$, then \tilde{G} is disconnected. By Lemma 3.2 in the next section,

$$\begin{aligned} \text{projdim}(J_G) &= \max\{\text{projdim}(J_{\tilde{G}}) + 2, n - 3\} \\ &= \max\{p, n - 3\} = \max\{n - 2, n - 3\} = n - 2. \end{aligned}$$

Otherwise, if $p - 2 \geq (n - 1) - 2$, then \tilde{G} is connected by Remark 2.10. Then, by Lemma 3.2, $\text{projdim}(J_G) = \text{projdim}(J_{\tilde{G}}) + 2 = p$. The induction is complete and the assertion follows. \square

2.4. Graphs with regularity $n - 2$. In the next result, we consider graphs G with n non isolated vertices having regularity $r = \text{reg}(J_G) = n - 2$. If $n = 5$, then $r = 3$ and we can apply Corollary 2.11. Therefore, we assume $n \geq 6$. In this case $r = n - 2 \geq \lceil \frac{n}{2} \rceil + 1$. Thus, by Proposition 1.5, the projective dimension for such graphs varies as follows: $r - 2 = n - 4 \leq \text{projdim}(J_G) \leq 2n - 5$.

For the next result, we need the concept of *decomposable graph* introduced by Rauf and Rinaldo in [25]. A graph G is called *decomposable* if there exist two graphs G_1 and G_2 such that $V(G) = V(G_1) \cup V(G_2)$, $V(G_1) \cap V(G_2) = \{v\}$ where v is a simplicial vertex for both G_1 and G_2 , and such that $E(G) = E(G_1) \cup E(G_2)$. In such case, we write $G = G_1 \cup_v G_2$ and say that G is obtained by gluing G_1 and G_2 along v . By [11, Proposition 1.3] it follows that

$$\begin{aligned} \text{projdim}(J_G) &= \text{projdim}(J_{G_1}) + \text{projdim}(J_{G_2}) + 1, \\ \text{reg}(J_G) &= \text{reg}(J_{G_1}) + \text{reg}(J_{G_2}) - 1. \end{aligned}$$

Lemma 2.12. *Let G be the graph with vertex set $V(G) = [n]$ and edge set*

$$E(G) = \{\{i, j\} : 1 \leq i < j \leq n-1\} \cup \{\{m, n\}, \{m+1, n\}, \dots, \{n-1, n\}\},$$

for some $m \in [n-1]$. Then $\text{projdim}(J_G) \leq 2n - m - 3$ and $\text{reg}(J_G) \leq 3$.

Proof. For the regularity, note that in G the set $W = [n-1]$ is a clique. Therefore, $\text{reg}(J_G) \leq n+2 - |W| = 3$. For the projective dimension, we proceed by descending induction on $m \leq n-1$, starting with $m = n-1$. In such a case, G is decomposable: $G = G_{[n-1]} \cup_{n-1} G_{\{n-1, n\}}$. Note that $G_{[n-1]}$ is a complete graph and $J_{G_{\{n-1, n\}}}$ is a principal ideal. Thus,

$$\begin{aligned} \text{projdim}(J_G) &= \text{projdim}(J_{G_{[n-1]}}) + \text{projdim}(J_{G_{\{n-1, n\}}}) + 1 \\ &= (n-1) - 2 + 0 + 1 = n-2. \end{aligned}$$

Since $m = n-1$, then $2n - m - 3 = n - 2$. Hence the base case is verified.

Suppose now $m < n-1$. Then, m is an internal vertex of G , because it belongs to two different maximal cliques, namely $[n-1]$ and $\{m, m+1, \dots, n\}$. Applying Ohtani lemma to m , by the short exact sequence (5) we obtain

$$\begin{aligned} \text{projdim}(J_G) &\leq \\ &\leq \max\{\text{projdim}(x_m, y_m, J_{G \setminus m}), \text{projdim}(J_{G_m}), \text{projdim}(x_m, y_m, J_{G_m \setminus m}) - 1\}. \end{aligned}$$

By induction, $\text{projdim}(J_{G \setminus m}) \leq 2(n-1) - m - 3 = 2n - m - 5$. Therefore,

$$\text{projdim}(x_m, y_m, J_{G \setminus m}) = \text{projdim}(J_{G \setminus m}) + 2 \leq 2n - m - 3.$$

For the other two inequalities, note that G_m and $G_m \setminus m$ are complete graphs with n and $n-1$ vertices, respectively. Hence,

$$\begin{aligned} \text{projdim}(J_{G_m}) &= n-2, \\ \text{projdim}(x_m, y_m, J_{G_m \setminus m}) - 1 &= \text{projdim}(J_{G_m \setminus m}) + 2 - 1 = n-3 + 1 = n-2. \end{aligned}$$

But $n-2 \leq 2n - m - 3$ because $m \leq n-1$, by construction. Finally, all the inequalities obtained show that $\text{projdim}(J_G) \leq 2n - m - 3$, as desired. \square

We need the following technique. Let $e = \{u, v\} \in E(G)$. By $G \setminus e$ we denote the graph with $V(G \setminus e) = V(G)$ and $E(G \setminus e) = E(G) \setminus \{e\}$. Whereas, by G_e we denote the graph with $V(G_e) = V(G)$ and $E(G_e) = E(G) \cup \{\{w_1, w_2\} : w_1, w_2 \in N_G(u) \text{ or } w_1, w_2 \in N_G(v)\}$. Set $f_e = x_u y_v - x_v y_u$. Then, we a short exact sequence

$$(18) \quad 0 \rightarrow \frac{S}{(J_{G \setminus e} : f_e)}(-2) \rightarrow \frac{S}{J_{G \setminus e}} \rightarrow \frac{S}{J_G} \rightarrow 0.$$

By [22, Theorem 3.7], we have

$$(19) \quad J_{G \setminus e} : f_e = J_{(G \setminus e)_e} + I_G,$$

where

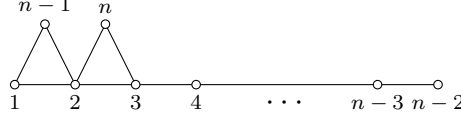
$$I_G = (g_{P,t} : P : u, u_1, \dots, u_s, v \text{ is a path between } u \text{ and } v \text{ in } G \text{ and } 0 \leq t \leq s),$$

with $g_{P,0} = x_{u_1} \cdots x_{u_s}$ and $g_{P,t} = y_{u_1} \cdots y_{u_t} x_{u_{t+1}} \cdots x_{u_s}$ for every $1 \leq t \leq s$.

Proposition 2.13. *Let $n \geq 6$ be a positive integer. Then, for all $n-4 \leq p \leq 2n-5$, there exists a graph G with n non isolated vertices, such that*

$$\text{projdim}(J_G) = p \quad \text{and} \quad \text{reg}(J_G) = n - 2.$$

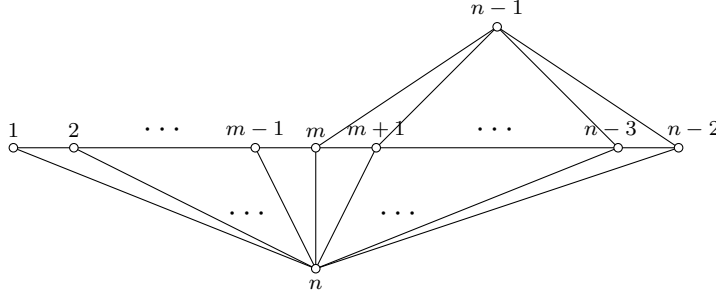
Proof. If $p = n - 4$, then $G = P_2 \sqcup P_2 \sqcup P_{n-4}$ has $\text{projdim}(J_G) = n - 4$ and $\text{reg}(J_G) = n - 2$. If $p = n - 3$, then $G = K_3 \sqcup P_{n-3}$ has $\text{projdim}(J_G) = n - 3$ and $\text{reg}(J_G) = n - 2$. If $p = n - 2$, then consider the graph depicted below



It is clear that G is decomposable as $(G_{\{1,2,n-1\}} \cup_2 G_{\{2,3,n\}}) \cup_3 G_{\{3,4,\dots,n-2\}}$. We set $G_1 = G_{\{1,2,n-1\}}$, $G_2 = G_{\{2,3,n\}}$ and $G_3 = G_{\{3,4,\dots,n-2\}}$. G_1 and G_2 are complete graphs with three vertices each, while G_3 is a path with $n - 4$ vertices. Therefore,

$$\begin{aligned} \text{projdim}(J_G) &= \sum_{i=1}^3 \text{projdim}(J_{G_i}) + 2 = 1 + 1 + n - 6 + 2 = n - 2, \\ \text{reg}(J_G) &= \sum_{i=1}^3 \text{reg}(J_{G_i}) - 2 = 2 + 2 + n - 4 - 2 = n - 2. \end{aligned}$$

It remains to consider the case $n - 1 \leq p \leq 2n - 5$. For this purpose, let $m \in \{1, \dots, n - 3\}$ and consider the graph G depicted below.



That is, $V(G) = [n]$ and

$$\begin{aligned} E(G) &= \{\{i, i + 1\} : i = 1, \dots, n - 3\} \\ &\cup \{\{i, n - 1\} : i = m, \dots, n - 2\} \\ &\cup \{\{i, n\} : i = 1, \dots, n - 2\}. \end{aligned}$$

We claim that $\text{projdim}(J_G) = 2n - m - 4$ and $\text{reg}(J_G) = n - 2$. Since

$$\{2n - m - 4 : m = 1, \dots, n - 3\} = \{n - 1, n, \dots, 2n - 5\},$$

the claim will conclude the proof.

Firstly, we note that if $m = 1$, then $G = G_{[n-2]} * G_{\{n-1, n\}}$. Since $G_{[n-2]}$ is a path with $n - 2$ vertices and $G_{\{n-1, n\}}$ consists of two isolated vertices, by Theorem 2.1 and formula (4) we obtain

$$\text{projdim}(J_G) = 2n - 5, \quad \text{reg}(J_G) = n - 2,$$

in this case.

If $m = 2$, then G is a D_5 -type graph. Indeed, $G \in \mathcal{G}_{[n-2]}$. To see why this is true, using the notation of Definition 2.3, it is enough to set $u = n - 1$, $v = 1$, $V_0 = \{2\}$, $V_1 = \{3, \dots, n - 2\}$ and $V_2 = \{n\}$. Hence $\text{projdim}(J_G) = 2n - 6$. Furthermore, $\text{reg}(J_G) \geq \text{reg}(J_{G_{[n-2]}}) = n - 2$, but also $\text{reg}(J_G) \leq n - 2$ by Proposition 2.7.

Thus our claim holds for $m = 1, 2$. Now, we proceed by induction on $n \geq 5$. If $n = 5$, then $m \in \{1, 2\}$ and there is nothing to prove. Suppose $n \geq 6$ and let $m \in \{3, \dots, n - 3\}$. Set $e = \{1, n\}$ and let $f_e = x_1 y_n - x_n y_1$. Then, by the short exact sequence (18), see also [18, Proposition 2.1(a)], we have

$$(20) \quad \text{reg}(J_G) \leq \max\{\text{reg}(J_{G \setminus e}), \text{reg}(J_{G \setminus e} : f_e) + 1\}.$$

Note that $G \setminus e$ is decomposable as $G \setminus e = G_{\{1,2\}} \cup_2 G_{\{2,\dots,n\}}$. Using the induction on $G_{\{2,\dots,n\}}$ we have

$$(21) \quad \begin{aligned} \text{projdim}(J_{G \setminus e}) &= \text{projdim}(J_{G_{\{1,2\}}}) + \text{projdim}(J_{G_{\{2,\dots,n\}}}) + 1 \\ &= 2(n - 1) - (m - 1) - 4 + 1 \\ &= 2n - m - 4, \end{aligned}$$

$$(22) \quad \text{reg}(J_{G \setminus e}) = \text{reg}(J_{G_{\{1,2\}}}) + \text{reg}(J_{G_{\{2,\dots,n\}}}) - 1 = 2 + n - 3 - 1 = n - 2.$$

By equation (19), $J_{G \setminus e} : f_e = J_{(G \setminus e)_e} + I_G$. Note that any path in G from 1 to n different from the path $1, n$ must pass through the vertex 2. Hence $I_G = (x_2, y_2)$. Consequently, $J_{G \setminus e} : f_e = (J_{\tilde{G}}, x_2, y_2)$, where \tilde{G} is the graph $(G \setminus e)_e \setminus \{2\}$ with $V(\tilde{G}) = \{3, \dots, n\}$ and

$$\begin{aligned} E(\tilde{G}) &= \{\{i, j\} : 3 \leq i < j \leq n - 2\} \\ &\cup \{\{i, n\} : i = 3, \dots, n - 2\} \\ &\cup \{\{j, n - 1\} : j = m, \dots, n - 2\}. \end{aligned}$$

Therefore, using Lemma 2.12 applied on \tilde{G} we get

$$(23) \quad \begin{aligned} \text{projdim}(J_{G \setminus e} : f_e) &= \text{projdim}(J_{\tilde{G}}, x_2, y_2) = \text{projdim}(J_{\tilde{G}}) + 2 \\ &\leq 2(n - 2) - m - 3 + 2 \\ &= 2n - m - 5, \end{aligned}$$

$$(24) \quad \text{reg}(J_{G \setminus e} : f_e) + 1 = \text{reg}(J_{\tilde{G}}) + 1 \leq 4 \leq n - 2,$$

as $n \geq 6$. By (21) and (23) we have $\text{projdim}(J_{G \setminus e} : f_e) < \text{projdim}(J_{G \setminus e})$. Thus, using the short exact sequence (18) we obtain

$$\text{projdim}(J_G) = \text{projdim}(J_{G \setminus e}) = 2n - m - 4.$$

Whereas, combining (20) with (22) and (24) we obtain $\text{reg}(J_G) \leq n - 2$. Since also $\text{reg}(J_G) \geq \text{reg}(J_{G_{[n-2]}}) = n - 2$, as $G_{[n-2]}$ is a path with $n - 2$ vertices, we obtain the equality. The inductive proof is complete. \square

Remark 2.14. Note that the graphs constructed in the previous proposition, for $p \geq n - 2$, are all connected.

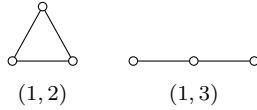
2.5. The size of betti tables of binomial edge ideals of small graphs. By putting together all results in this section we can determine the set

$$\text{pdreg}(n) = \{(\text{projdim}(J_G), \text{reg}(J_G)) : G \in \text{Graphs}(n)\},$$

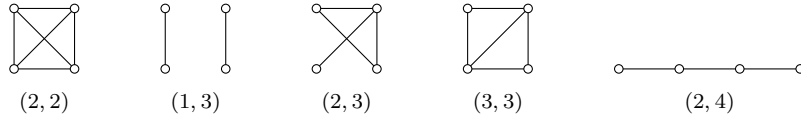
for small values of n , where $\text{Graphs}(n)$ denotes the class of all finite simple graphs with n non isolated vertices.

Example 2.15. We determine the set $\text{pdreg}(n)$ for $n = 3, 4, 5$ and 6.

($n = 3$) We have $\text{pdreg}(3) = \{(1, 2), (1, 3)\}$. In the following list we display all the graphs G with three non isolated vertices and below each of them the pair $(\text{projdim}(J_G), \text{reg}(J_G))$.

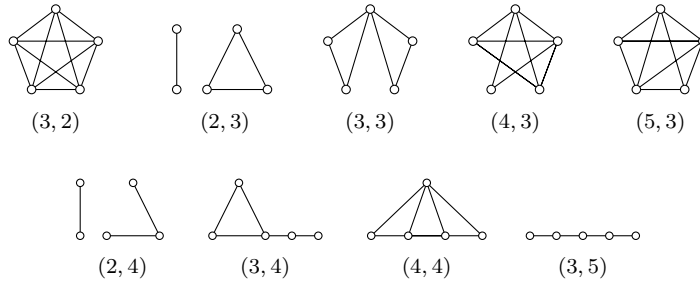


($n = 4$) We have $\text{pdreg}(4) = \{(2, 2), (1, 3), (2, 3), (3, 3), (2, 4)\}$. The following is a list of graphs with four non isolated vertices that gives such pairs.



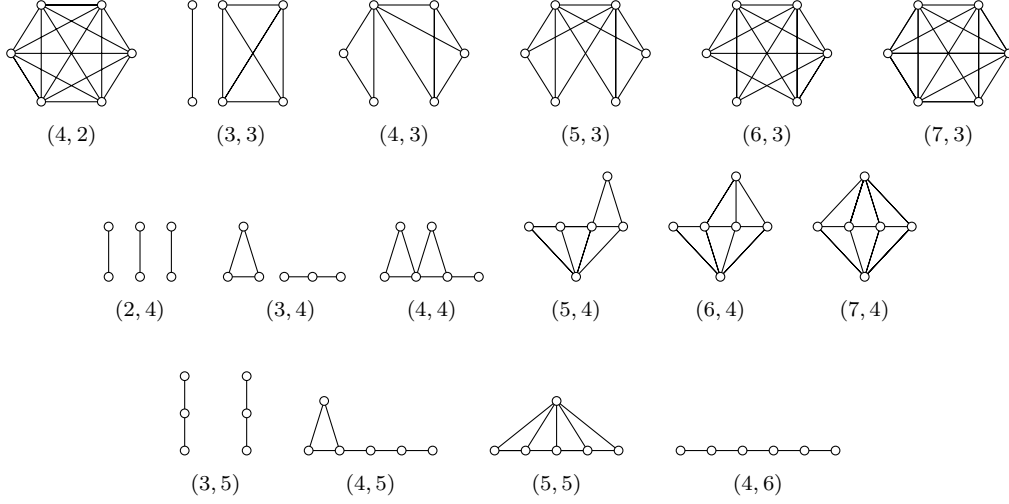
Note that the second, third and fourth graph are, respectively, $K_2 \sqcup K_2$, $(P_2 \sqcup K_1) * K_1$, $P_2 * 2K_1$. These graphs have regularity 3, by Theorem 2.9.

($n = 5$) It is $\text{pdreg}(5) = \{(3, 2), (2, 3), (3, 3), (4, 3), (5, 3), (2, 4), (3, 4), (4, 4), (3, 5)\}$. Furthermore, a list of graphs giving such pairs is given below.



Note that each graph G displayed, with $\text{projdim}(J_G) \geq n - 2 = 3$, is connected. The graphs with regularity 3 are constructed as in Corollary 2.11. They are, in the given order: $K_2 \sqcup K_3$, $(K_2 \sqcup K_2) * K_1$, $((P_2 \sqcup K_1) * K_1) * K_1$, and $(P_2 * 2K_1) * K_1$. Moreover, since $n = 5$, by Corollary 2.2, if $\text{reg}(J_G) = n - 1 = 4$ then $\text{projdim}(J_G) \leq 2n - 6 = 4$.

($n = 6$) In the following, we list all pairs of the set $\text{pdreg}(6)$, and for each pair (p, r) in the set a graph G with $(\text{projdim}(J_G), \text{reg}(J_G)) = (p, r)$.



Note that all graphs G displayed, with $\text{projdim}(J_G) \geq n - 2 = 4$, are connected. Furthermore, the graphs with regularity 3 are constructed as in Corollary 2.11. Whereas, the graphs with regularity $n - 2 = 4$ are constructed by using Proposition 2.13. Finally, if $\text{reg}(J_G) = n - 1$, then $\text{projdim}(J_G) \leq 2n - 7 = 5$ by Corollary 2.2 and Proposition 2.7.

3. THE SIZE OF THE BETTI TABLE OF BINOMIAL EDGE IDEALS

Let $n \geq 1$ be an integer. Denote by $\text{Graphs}(n)$ the class of all finite simple graphs with n non isolated vertices.

We define

$$\text{pdreg}(n) = \{(\text{projdim}(J_G), \text{reg}(J_G)) : G \in \text{Graphs}(n)\},$$

which is the set of the sizes of the Betti tables of $J_G \subset S = K[x_1, \dots, x_n, y_1, \dots, y_n]$, as G ranges over all graphs with n non isolated vertices. Note that we are allowing K to be any field.

Finally, we can state our main result in the article.

Theorem 3.1. *For all $n \geq 3$,*

$$(25) \quad \text{pdreg}(n) = \{(n-2, 2), (n-2, n)\} \cup \bigcup_{r=3}^{\lfloor \frac{n}{2} \rfloor + 1} \left(\bigcup_{p=n-r}^{2n-5} \{(p, r)\} \right) \cup \bigcup_{r=\lfloor \frac{n}{2} \rfloor + 1}^{n-2} \left(\bigcup_{p=r-2}^{2n-5} \{(p, r)\} \right) \cup A_n,$$

where $A_n = \{(p, r) \in \text{pdreg}(n) : r = n - 1\}$.

For the proof of the theorem, we need the following lemma which is an immediate consequence of [19, Theorems 3.4 and 3.9].

Lemma 3.2. *Let \tilde{G} be a graph with $n - 1$ vertices, and set $G = \tilde{G} * K_1$. Then,*

$$\text{projdim}(J_G) = \begin{cases} \text{projdim}(J_{\tilde{G}}) + 2, & \text{if } \tilde{G} \text{ is connected,} \\ \max\{\text{projdim}(J_{\tilde{G}}) + 2, n - 3\}, & \text{if } \tilde{G} \text{ is disconnected.} \end{cases}$$

Proof. If \tilde{G} is connected, by [19, Theorem 3.4], $\text{depth}_S(S/J_G) = \text{depth}_{\tilde{S}}(\tilde{S}/J_{\tilde{G}})$, where $\tilde{S} = K[x_v, y_v : v \in V(\tilde{G})]$. Using the Auslander–Buchsbaum formula, we obtain $2n - \text{projdim}(J_G) = 2(n - 1) - \text{projdim}(J_{\tilde{G}})$, and consequently,

$$\text{projdim}(J_G) = \text{projdim}(J_{\tilde{G}}) + 2.$$

Suppose now that \tilde{G} is disconnected. By [19, Theorem 3.9],

$$\text{depth}_S(S/J_G) = \min\{\text{depth}_{\tilde{S}}(\tilde{S}/J_{\tilde{G}}), n + 2\}.$$

Using the Auslander–Buchsbaum formula we obtain

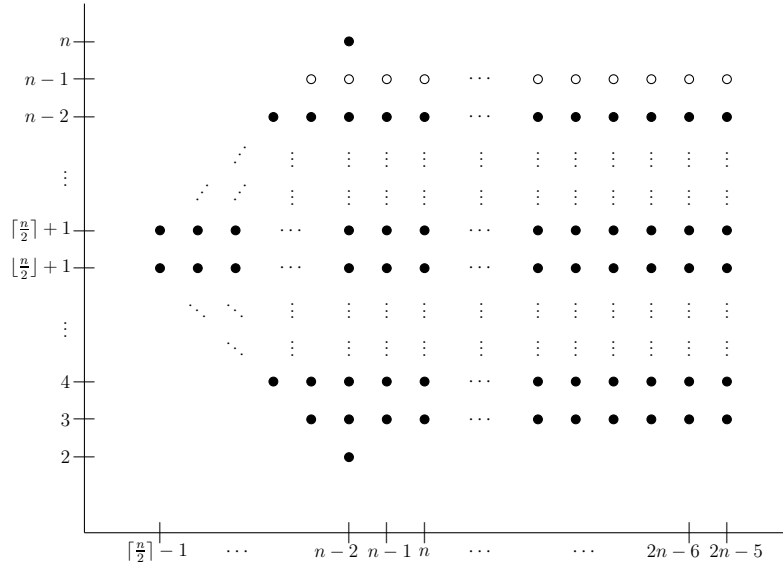
$$2n - \text{projdim}(J_G) - 1 = \min\{2(n - 1) - \text{projdim}(J_{\tilde{G}}) - 1, n + 2\}.$$

Therefore,

$$\begin{aligned} \text{projdim}(J_G) &= 2n - 1 - \min\{2(n - 1) - 1 - \text{projdim}(J_{\tilde{G}}), n + 2\} \\ &= \max\{\text{projdim}(J_G) + 2, n - 3\}, \end{aligned}$$

as desired. □

The following picture describes the set $\text{pdreg}(n)$ for $n \geq 3$. In the (p, r) th position of the diagram we collocate the pair (p, r) if there exists $G \in \text{Graphs}(n)$ such that $\text{projdim}(J_G) = p$ and $\text{reg}(J_G) = r$.



Note that the lattice points in the $(n - 1)$ th row are empty, because we do not specify the set A_n in Theorem 3.1.

Now, we are ready to prove our main result in the article.

Proof of Theorem 3.1. By Propositions 1.4, 1.5 the set $\text{pdreg}(n)$ is contained in the second set written in (25). Therefore, we only need to prove the other inclusion.

We proceed by induction on $n \geq 3$. By induction we also prove the following

Claim (*) For all pairs $(p, r) \in \text{pdreg}(n) \setminus A_n$ with $p \geq n - 2$, there exists a connected graph $G \in \text{Graphs}(n)$ such that $(\text{projdim}(J_G), \text{reg}(J_G)) = (p, r)$.

Now, we start with our inductive proof. If $n = 3, 4, 5, 6$, by Example 2.15, the theorem and the **Claim** (*) hold true.

Suppose now $n \geq 7$. Let $(p, r) \in \text{pdreg}(n)$. If $r = 2$ or $r = n$, then $p = n - 2$ and the pairs $(n - 2, 2), (n - 2, n)$ belongs to $\text{pdreg}(n)$, by virtue of Theorem 1.2(i) and (ii). Hence, we can consider $3 \leq r \leq n - 1$. If $p = 2n - 5, 2n - 6$, then $3 \leq r \leq n - 2$ and $(p, r) \in \text{pdreg}(n)$ for all such values of p and r , by using Corollaries 2.2 and 2.8 and Proposition 2.7. If $r = 3$ or $r = n - 2$, all possible pairs $(p, 3)$ and $(p, n - 2)$ belong to $\text{pdreg}(n)$, by Corollary 2.11 and Proposition 2.13.

It remains to construct $G \in \text{Graphs}(n)$ such that $(\text{projdim}(J_G), \text{reg}(J_G)) = (p, r)$ for all $4 \leq r \leq n - 3$ and all admissible values that $p \leq 2n - 7$ can assume.

Suppose $n - 2 \leq p \leq 2n - 7$ and $4 \leq r \leq n - 3$. Then $(p - 2, r) \in \text{pdreg}(n - 2)$. To prove this, note that $(n - 1) - 3 \leq p - 2 \leq 2(n - 1) - 7$ and $4 \leq r \leq (n - 1) - 2$. Therefore, by induction there exists $\tilde{G} \in \text{Graphs}(n - 1)$ such that

$$(\text{projdim}(J_{\tilde{G}}), \text{reg}(J_{\tilde{G}})) = (p - 2, r).$$

Set $G = \tilde{G} * K_1$. If $p = n - 2$, then $p - 2 = (n - 1) - 3 < (n - 1) - 2$ and so \tilde{G} is disconnected by Theorem 1.1. By Lemma 3.2,

$$\text{projdim}(J_G) = \max\{\text{projdim}(J_{\tilde{G}}) + 2, n - 3\} = \max\{n - 2, n - 3\} = n - 2 = p$$

and by formula (4), $\text{reg}(J_G) = \text{reg}(J_{\tilde{G}}) = r$. Hence, $G \in \text{Graphs}(n)$ and

$$(\text{projdim}(J_G), \text{reg}(J_G)) = (n - 2, r),$$

and so $(n - 2, r) \in \text{pdreg}(n)$. If $p > n - 2$, then $p - 2 \geq (n - 1) - 2$ and by induction and **Claim** (*) we may assume that \tilde{G} is connected. By Lemma 3.2 $\text{projdim}(J_G) = \text{projdim}(J_{\tilde{G}}) + 2 = p$ and by formula (4), $\text{reg}(J_G) = \text{reg}(J_{\tilde{G}}) = r$. Once again, $(p, r) \in \text{pdreg}(n)$.

Now the inductive proof of the **Claim** (*) is completed. Indeed, by Remarks 2.6, 2.10, 2.14 the claim holds for all pairs $(p, r) \in \text{pdreg}(n) \setminus A_n$, $p \geq n - 2$, with $p = 2n - 6$ or $p = 2n - r$ or $r = 3$ or $r = n - 2$. For all other pairs $(p, r) \in \text{pdreg}(n) \setminus A_n$ with $p \geq n - 2$, the claim also holds because the various graphs $\tilde{G} * K_1$ constructed are connected.

Suppose now $4 \leq r \leq \lfloor \frac{n}{2} \rfloor + 1$ and $n - r \leq p \leq n - 3$. Then $(p - 1, r - 1)$ belongs to $\text{pdreg}(n - 2)$. To see why this is true, note that $3 \leq r - 1 \leq \lfloor \frac{n-2}{2} \rfloor + 1$ and also $(n - 2) - (r - 1) = n - 1 - r \leq p - 1 \leq (n - 2) - 2$. Therefore, by induction there exists $\tilde{G} \in \text{Graphs}(n - 2)$ such that

$$(\text{projdim}(J_{\tilde{G}}), \text{reg}(J_{\tilde{G}})) = (p - 1, r - 1).$$

Set $G = \tilde{G} \sqcup K_2$. Then $G \in \text{Graphs}(n)$ and

$$\begin{aligned} (\text{projdim}(J_G), \text{reg}(J_G)) &= (\text{projdim}(J_{\tilde{G}}) + \text{projdim}(J_{K_2}) + 1, \text{reg}(J_{\tilde{G}}) + \text{reg}(J_{K_2}) - 1) \\ &= (p - 1 + 0 + 1, r - 1 + 2 - 1) = (p, r). \end{aligned}$$

Consequently, $(p, r) \in \text{pdreg}(n)$.

Similarly, for the last case, suppose $\lceil \frac{n}{2} \rceil + 1 \leq r \leq n - 3$ and $r - 2 \leq p \leq n - 3$. Then $(p - 1, r - 1) \in \text{pdreg}(n - 2)$. Indeed, $\lceil \frac{n-2}{2} \rceil + 1 \leq r - 1 \leq (n - 2) - 2$ and so $(r - 1) - 2 \leq p - 1 \leq (n - 2) - 2$. Hence, by induction there exists $\tilde{G} \in \text{Graphs}(n - 2)$ such that

$$(\text{projdim}(J_{\tilde{G}}), \text{reg}(J_{\tilde{G}})) = (p - 1, r - 1).$$

Let $G = \tilde{G} \sqcup K_2$. Arguing as before, we obtain $(p, r) \in \text{pdreg}(n)$, as desired.

The inductive proof is complete, and the theorem is proved. \square

Denote by $\text{CGraphs}(n)$ the set of all connected graphs with n non isolated vertices. We define the set

$$\text{pdreg}_{\text{C}}(n) = \{(\text{projdim}(J_G), \text{reg}(J_G)) : G \in \text{CGraphs}(n)\}.$$

Corollary 3.3. *For all $n \geq 3$,*

$$\text{pdreg}_{\text{C}}(n) = \{(n - 2, 2), (n - 2, n)\} \cup \bigcup_{r=3}^{n-2} \left(\bigcup_{p=n-2}^{2n-5} \{(p, r)\} \right) \cup A_{\text{C},n},$$

where $A_{\text{C},n} = \{(p, r) \in \text{pdreg}_{\text{C}}(n) : r = n - 1\}$.

Proof. For any $G \in \text{CGraphs}(n)$ we have $\text{projdim}(J_G) \geq n - 2$ by Theorem 1.1. Thus, our statement follows from **Claim** (*) proved in the previous theorem. \square

At present, we do not know yet the sets A_n and $A_{\text{C},n}$, for $n \geq 7$. Note that by Corollary 2.2 and Proposition 2.7, for all $n \geq 6$, if G is a graph with n non isolated vertices and with $\text{reg}(J_G) = n - 1$, then $\text{projdim}(J_G) \leq 2n - 7$. On the other hand, if $n \geq 7$ and $\text{reg}(J_G) = n - 1$, a much stronger bound for the projective dimension of J_G seems to hold. Indeed, our experiments using [21] suggest the following

Conjecture 3.4. Let G be a graph with $n \geq 7$ non isolated vertices. Suppose that $\text{reg}(J_G) = n - 1$. Then $\text{projdim}(J_G) \leq n$.

Using [21] we could verify our conjecture for $n = 7, 8, 9$.

REFERENCES

- [1] A. Banerjee, L. Núñez-Betancourt, Graph connectivity and binomial edge ideals. Proc. Amer. Math. Soc. 145, 487–499 (2017).
- [2] N. Boria, F. Della Croce and V. Th. Paschos, On the max min vertex cover problem, Disc. Appl. Math. 196 (2015), 62–71.
- [3] N. Bourgeois, F. Della Croce, B. Escoffier and V.Th. Paschos, Fast algorithms for min independent dominating set, Discrete Appl. Math. 161 (2013), 4-5, 558–572.
- [4] V. Costa, E. Haeusler, E.S. Lamer and L. Nogueira, A note on the size of minimal covers, Info. Proc. Lett. 102 (2007), 124–126.
- [5] V. Ene, G. Rinaldo, N. Terai, Licci binomial edge ideals. J. Combin. Theory Ser. A, 175:105278, 23, 2020.

- [6] N. Erey, T. Hibi, The size of Betti tables of edge ideals arising from bipartite graphs. 2020, arXiv preprint, available at <https://arxiv.org/abs/2103.04766>.
- [7] D. R. Grayson, M. E. Stillman. *Macaulay2, a software system for research in algebraic geometry*. Available at <http://www.math.uiuc.edu/Macaulay2>.
- [8] H.T. Hà, T. Hibi, MAX MIN vertex cover and the size of Betti tables. *Ann. Combin.* 25, 115–132 (2021).
- [9] M.M. Halldórsson, Approximating the minimum maximal independence number, *Inform. Process. Lett.* 46 (1993) 169–172.
- [10] J. Herzog, T. Hibi, F. Hreinsdóttir, T. Kahle, J. Rauh, Binomial edge ideals and conditional independence statements. *Adv. Appl. Math.* 45, 317–333 (2010).
- [11] J. Herzog, G. Rinaldo, On the extremal Betti numbers of binomial edge ideals of block graphs, *Electron. J. Combin.* 25(1) (2018).
- [12] T. Hibi, H. Kanno, K. Kimura, K. Matsuda and A. Van Tuyl, Homological invariants of Cameron–Walker graphs, *Trans. Amer. Math. Soc.* 374 (2021), 6559–6582.
- [13] T. Hibi, H. Kanno, K. Matsuda, Induced matching numbers of finite graphs and edge ideals, *J. Algebra* 532 (2019), 311–322.
- [14] T. Hibi, K. Kimura, K. Matsuda, A. Tsuchiya, Regularity and a-invariant of Cameron–Walker graphs, *J. Algebra* 584 (2021) 215–242.
- [15] T. Hibi, K. Kimura, K. Matsuda, A. Van Tuyl, The regularity and h-polynomial of Cameron–Walker graphs, 2020, arXiv preprint, available at <https://arxiv.org/abs/2003.07416>.
- [16] T. Hibi, S. Saeedi Madani. Diameter and connectivity of finite simple graphs. 2021, arXiv preprint <https://arxiv.org/abs/2103.14260>.
- [17] A. Higashitani, A. Kanno, R. Ueji, Behaviors of pairs of dimensions and depths of edge ideals, 2023, arXiv preprint, available at <https://arxiv.org/abs/2301.04763>.
- [18] D. Kiani, S. Saeedi Madani, The Castelnuovo–Mumford regularity of binomial edge ideals. *J. Combin. Theory Ser. A.* 139, 80–86 (2016).
- [19] A. Kumar, R. Sarkar. Depth and extremal Betti number of binomial edge ideals. *Math. Nachr.*, 293(9):1746–1761, 2020.
- [20] K. Matsuda, S. Murai, Regularity bounds for binomial edge ideals. *J. Commutative Algebra.* 5(1), 141–149 (2013).
- [21] B. D. McKay, A. Piperno, Practical Graph Isomorphism, II, *J. Symbolic Comput.* 60 (2014), 94–112. The software package Nauty is available at <http://cs.anu.edu.au/~bdm/nauty/>
- [22] F. Mohammadi, L. Sharifan, Hilbert function of binomial edge ideals, *Comm. Algebra* 42 (2014) 688–703.
- [23] H. Mukherjee, P. Das, Homological properties of binomial edge ideal of a graphs, 2022, arXiv preprint, available at <https://arxiv.org/abs/2209.01201>.
- [24] M. Ohtani, Graphs and ideals generated by some 2-minors. *Comm. Algebra.* 39, 905–917 (2011).
- [25] A. Rauf, G. Rinaldo, Construction of Cohen-Macaulay binomial edge ideals, *Comm. Algebra* 42 (2014), 238–252.
- [26] M. Rouzbahani Malayeri, S. Saeedi Madani, D. Kiani, Binomial edge ideals of small depth. *J. Algebra.* 572, 231–244 (2021).
- [27] M. Rouzbahani Malayeri, S. Saeedi Madani, D. Kiani. On the depth of binomial edge ideals of graphs. *J. Algebraic Combin.*, 55(3):827–846, 2022.
- [28] S. Saeedi Madani, D. Kiani, Binomial edge ideals of graphs. *Electron. J. Combin.* 19(2), P44 (2012).
- [29] S. Saeedi Madani, D. Kiani, Binomial edge ideals of regularity 3. *J. Algebra.* 515, 157–172 (2018).

ANTONINO FICARRA, DEPARTMENT OF MATHEMATICS AND COMPUTER SCIENCES, PHYSICS AND EARTH SCIENCES, UNIVERSITY OF MESSINA, VIALE FERDINANDO STAGNO D'ALCONTRES 31, 98166 MESSINA, ITALY

Email address: `antficarra@unime.it`

EMANUELE SGROI, DEPARTMENT OF MATHEMATICS AND COMPUTER SCIENCES, PHYSICS AND EARTH SCIENCES, UNIVERSITY OF MESSINA, VIALE FERDINANDO STAGNO D'ALCONTRES 31, 98166 MESSINA, ITALY

Email address: `emasgroi@unime.it`