
Towards Robust Inductive Graph Incremental Learning via Experience Replay

Junwei Su

Department of Computer Science
The University of Hong Kong
junweisu@connect.hku.hk

Chuan Wu

Department of Computer Science
The University of Hong Kong
cwu@cs.hku.hk

Abstract

Inductive node-wise graph incremental learning is a challenging task due to the dynamic nature of evolving graphs and the dependencies between nodes. In this paper, we propose a novel experience replay framework, called Structure-Evolution-Aware Experience Replay (SEA-ER), that addresses these challenges by leveraging the topological awareness of GNNs and importance reweighting technique. Our framework effectively addresses the data dependency of node prediction problems in evolving graphs, with a theoretical guarantee that supports its effectiveness. Through empirical evaluation, we demonstrate that our proposed framework outperforms the current state-of-the-art GNN experience replay methods on several benchmark datasets, as measured by metrics such as accuracy and forgetting.

1 Introduction

Humans possess the ability to continuously acquire new knowledge while retaining previously obtained information. This seemingly effortless capability, however, is challenging but crucial for deep neural networks (DNNs) to achieve. Incremental learning, also known as continual learning or lifelong learning, are machine learning approaches that enable a model to continuously acquire new knowledge while retaining previously obtained knowledge. This is important as it allows the model to adapt to new information without forgetting past knowledge. In the general formulation of incremental learning, a stream of tasks arrive sequentially, and the model goes through rounds of training sessions to accumulate knowledge for a particular objective, such as classification. The goal is to find a learning algorithm that can incrementally update the model’s parameters based on the new task without suffering from “*catastrophic forgetting*” [27], which refers to the inability to retain previously learned information when learning new tasks. Incremental learning is crucial for the practicality of machine learning systems because it allows the model to adapt to new information without the need for frequent retraining, which can be costly.

While incremental learning has been extensively studied on Euclidean data (e.g., images), there has been relatively little research on incremental learning on graph-structured data. Graphs are often generated/updated continuously in real-life scenarios, such as online social networks, traffic networks and financial networks, making them an ideal application for incremental learning. For example, in a citation network, new papers and their associated citations may emerge, and a document classifier needs to continuously adapt its parameters to distinguish the documents of newly emerged research fields. Similarly, in social networks, the dynamics of users’ friendships and activities change over time. In financial networks, the payment flows between transactions and the appearance of illicit transactions have strong correlations with external contextual factors like the time and the market. Therefore, it is important to develop Graph Incremental Learning (GIL) methods that can handle new

tasks over newly emerged graph data while maintaining model performance, especially for Graph Neural Networks (GNNs), which have become the “de-facto” neural model for graph data.

However, applying incremental learning to graph data is challenging, particularly for problems that involve prediction tasks for each individual node, which introduces non-independent and non-identically distributed characteristics in the data generation process. In addition to node features, the structural information of the graph is part of the input to GNNs and can affect the model’s generalization ability. This presents unique technical challenges for the node prediction problem in GIL, particularly when the underlying graph structure is evolving. Under an evolving graph, new vertices and edges are constantly added, altering the connectivity of existing vertices from one learning task to the next. We refer to this setting as the inductive NGIL (Node-wise GIL) problem, which poses unique challenges in terms of adapting previously learned information to new structural information in an evolving graph.

An effective framework for addressing catastrophic forgetting of incremental learning on Euclidean data is “experience replay” [29], which stores a set of nodes as experiences in a buffer and replays them in subsequent learning tasks. This allows the system to consolidate past knowledge, providing the capability of alleviating catastrophic forgetting. However, the reliance of GNNs on graph structure and the challenges of evolving graph structures render the existing experience replay framework ineffective. In this paper, we propose a novel experience replay framework for inductive NGIL with GNNs, which addresses these challenges and provides a theoretical guarantee for addressing the data dependency of node prediction problems in evolving graphs. Our experimental studies show that our proposed framework outperforms current state-of-the-art GNN experience replay frameworks in the inductive NGIL problem. The main contributions of this paper are summarized as follows.

1. We present the inductive NGIL paradigm and formulate an incremental learning problem for node classification with a continually evolving graph. The main difference is that previous graph incremental learning works focus on a transductive setting where graph structures between tasks are assumed to be independent.
2. We develop a novel experience replay framework, called Structure-Evolution-Aware Experience Replay (SEA-ER), that addresses the issues of catastrophic forgetting and the unique challenges (introduced in Sec. 3.3) posed by inductive NGIL. Our framework is based on the topology awareness of GNNs, which allows the model to take into account the structural information of the graph, and provides a theoretical guarantee for addressing the catastrophic forgetting problem in NGIL.
3. We conduct an empirical study to demonstrate the effectiveness of our proposed approach. The results of the study show that our proposed experience replay framework effectively addresses the problem of changing structure and catastrophic forgetting, and outperforms existing state-of-the-art experience replay framework for GNNs [44, 1] in inductive NGIL.

2 Related Work

2.1 Incremental Learning

Incremental learning, also known as continual or lifelong learning, has gained increasing attention in recent years and has been extensively explored in Euclidean data. We refer readers to the surveys [9, 28, 3] for a more comprehensive review of these works. The primary challenge of incremental learning is to address the catastrophic forgetting problem, which refers to the drastic degradation in a model’s performance on previous tasks after being trained on new tasks.

Existing approaches for addressing this problem can be broadly categorized into three types: regularization-based methods, experience-replay based methods, and parameter-isolation-based methods. Regularization-based methods aim to maintain the model’s performance on previous tasks by penalizing changes in the model parameters through regularization terms [14, 22, 17, 10, 31]. Parameter-isolation-based methods prevent drastic changes to the parameters that are important for previous tasks by continually introducing new parameters for new tasks [30, 40, 41, 37, 38]. Experience-replay based methods select a set of representative data from previous tasks, which are used to retrain the model with the new task data to prevent forgetting [24, 32, 2, 4, 7, 18].

In this paper, we focus on the usage of experience replay for its simplicity and effectiveness. As we discuss in Sec. 3.3, there are unique challenges, namely structural bias and structural dependency, posed by inductive NGIL, rendering the existing experience replay framework unsuitable in this case. Therefore, in this paper, we propose a tailored design of experience replay for inductive NGIL.

2.2 Incremental Learning with Graph Neural Network

Recent advancements in GNNs have led to a surge of interest in GIL due to its practical significance [35, 39, 8, 19, 1, 5, 34, 23, 42, 45, 6]. For a comprehensive overview of existing GIL methods and their effectiveness, we refer readers to a recent benchmark paper [43]. Studies that are closely related to this work include [1, 45]. [45] has shown the feasibility and effectiveness of the experience replay framework in addressing the catastrophic forgetting problem in NGIL. However, their experience buffer selection is mostly based on node features or representation, and neglects the graph structure. On the other hand, [1] takes into account the topological awareness of GNNs and proposes an experience buffer selection based on the node degree.

There are three key distinctions between our work and these two studies. First, as discussed in [43], these two studies are restricted to a transductive setting, where the underlying graph structure is assumed to be independent throughout the learning process. This assumption neglects the structural dependency issue (introduced in Sec. 3.3) of graph structure when transitioning to a new task, which requires specific treatment. Second, our proposed experience buffer selection relies on a more sophisticated graph structure and offers a theoretical guarantee that ensures consistent long-term performance. Lastly, instead of simply blending the experience buffer with the training set, we propose a novel replay method with importance reweighting for addressing the structural dependency problem.

Finally, it is important to note that there is another area of research known as dynamic graph learning, which focuses on GNNs that can capture the changing graph structures. We refer the reader to [15] for a more comprehensive survey. The goal of dynamic graph learning is to capture the temporal dynamics of the graph and continuously update the graph representations, while having access to all previous information. In contrast, GIL addresses the problem of catastrophic forgetting, in which the model’s performance on previous tasks degrades after learning new tasks and the data from previous tasks is inaccessible or has limited access. As a result, during evaluation, a dynamic graph learning algorithm is only tested on the latest data, while GIL models are also evaluated on past data.

3 Preliminaries, Problem Formulation and Challenges

In this section, we introduce the formulation of the inductive NGIL problem, GNNs, and experience replay framework.

The inductive NGIL problem involves a collection of m tasks $\mathcal{T} = \{\mathcal{T}_1, \mathcal{T}_2, \dots, \mathcal{T}_m\}$ that are encountered sequentially, where each $\mathcal{T}_i \in \mathcal{T}$ is a node classification task. Formally, a node classification task is defined as:

Definition 1. For each node classification task \mathcal{T}_i , there is a training node set \mathcal{V}_i^{train} and a testing node set \mathcal{V}_i^{test} . The goal of the learning task is to learn a task-specific classifier $f_{\mathcal{T}_i}$ from \mathcal{V}_i^{train} that correctly classifies each vertex $v \in \mathcal{V}_i^{test}$ into its correct label $y_v \in \mathcal{Y}_i$, where $\mathcal{Y}_i = \{y_1^i, y_2^i, \dots, y_k^i\}$ is the label set and k is the number of classes in \mathcal{T}_i .

We consider an inductive setting where the task collection \mathcal{T} is drawn from an unknown undirected graph \mathcal{G} . Let \mathcal{V}_i denote the set of vertices associated with \mathcal{T}_i . Then the observed graph structure at task \mathcal{T}_i is induced by the cumulative vertices from all encountered tasks before, and is given by: $\mathcal{G}_{\mathcal{T}_i} = \mathcal{G}[\bigcup_{j=1}^i \mathcal{V}_j]$. In this setting, the graph structure evolves as the learning progresses through different training tasks. We have: $\mathcal{G}_{\mathcal{T}_i} \subset \mathcal{G}_{\mathcal{T}_{i+1}}, \forall i \in 1, \dots, m - 1$.

Fig. 1 provides a graphical illustration. This setting is significantly different from the transductive setting which assumes the complete graph structure is known throughout each task. We further discuss how the inductive setting is different in the next section.

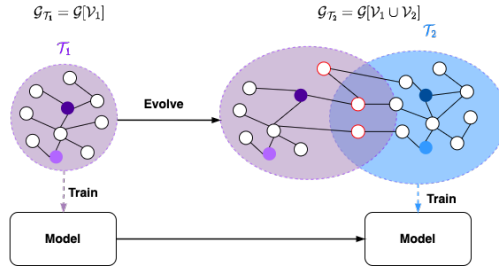


Figure 1: An Illustration of inductive NGIL. For each new task, the graph structure evolves and expands. The different coloured vertexes within each task represent the different classes/labels within the classification task. The vertexes highlighted in red are the vertexes whose neighbourhoods are altered by the expansion process. The overlapped region indicates that a vertex can belong to more than one task.

3.1 Graph Neural Network

GNNs are a class of neural networks that operate on graph-structured data. They adopt a neighbourhood aggregation scheme, where the representation of a node is updated iteratively by aggregating representations of its neighbours. After k iterations of aggregation, a node’s representation captures the structural information within its k -hop neighborhood in the graph. Formally, the k -th layer of a GNN can be written as follows:

$$h_u^{(k)} = \text{Update}^{(k)}(\text{Aggregate}^{(k)}(h_v^{(k-1)}, \forall v \in \mathcal{N}(u) \cup u)), \quad (1)$$

where $h_u^{(k)}$ is the representation vector of node u at the k -th layer, $h_u^{(0)}$ is initialized to be the node feature of vertex x_u , and $\mathcal{N}(u)$ is the set of nodes adjacent to u . Different GNNs are compositions of these aggregation and update layers with different designs. Such a neighborhood scheme allows GNNs to capture structural information of a given vertex. In node classification tasks, GNNs are used as an embedding function (to capture topology information) along with some task-specific prediction functions to form the task-specific classifier. More formally, we refer to \mathcal{M} as a given GNN model and $f_{\mathcal{T}_i}$ as the task-specific classifier for task \mathcal{T}_i . Then the predicted classification of vertex v from task \mathcal{T}_i is given by $\hat{y}_v = f_{\mathcal{T}_i}(\mathcal{M}(v))$.

3.2 Experience Replay Framework

Experience replay is a method inspired by the Complementary Learning Systems (CLS) theory, which suggests that human learning involves a virtual experience system that replays stored memory to continually reinforce tasks that have been recently performed [26, 20]. The idea of experience replay is to select a small subset of representative data samples from the past and to replay them in each new learning task to consolidate past knowledge. Experience replay methods involve two main components: 1) selecting an experience buffer that stores important samples from the past and 2) deciding how the experience buffer is replayed (trained) with the new task.

Given a loss function \mathcal{L} , let $\mathcal{L}(v)$ denote the loss for vertex v . $\mathcal{P}_i = \{P_1, \dots, P_{i-1}\}$ denotes the experience buffer accumulated before task \mathcal{T}_i and $P_j \in \mathcal{P}_i$ is the replay samples selected from task \mathcal{T}_j based on certain strategy. Then, a standard experience replay framework amounts to the following learning objective:

$$\mathcal{L} = \frac{1}{|\mathcal{V}_i^{\text{train}}|} \sum_{v \in \mathcal{V}_i^{\text{train}}} \mathcal{L}(v) + \sum_{P_j \in \mathcal{P}_i} \frac{1}{|P_j|} \sum_{v \in P_j} \mathcal{L}(v), \quad (2)$$

where $\mathcal{V}_i^{\text{train}}$ is the training set for task \mathcal{T}_i .

3.3 Unique Challenges in NGIL

Structural Dependency. The structural dependency of the graph structure among different tasks poses a significant challenge in the inductive NGIL setting. As the system is tasked with learning

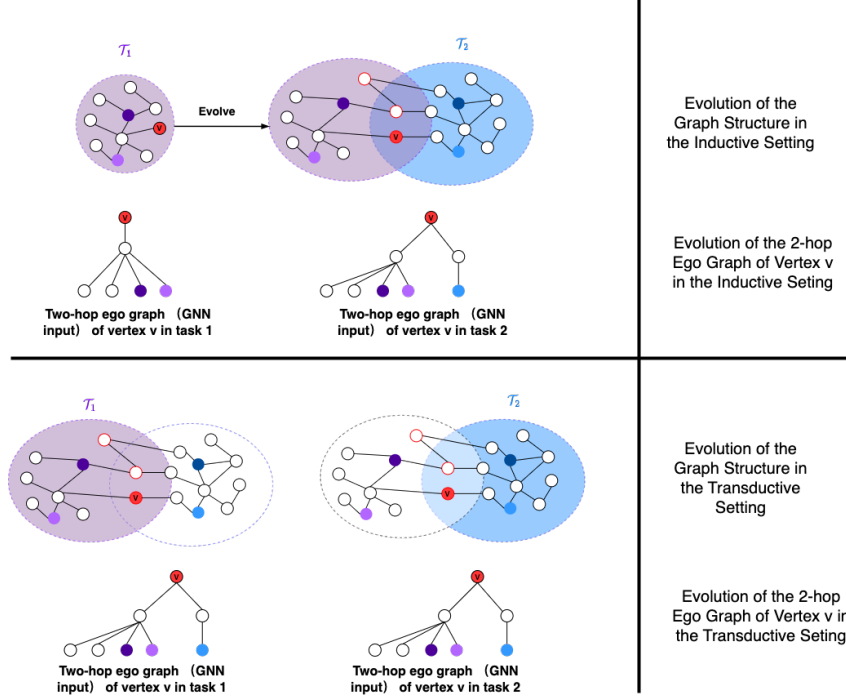


Figure 2: An Illustration of Structural Dependency Issue in the Inductive NIGL and the Difference from the Transductive Setting.

from a set of node classification tasks that arrive sequentially, it must continuously acquire new knowledge while retaining previously obtained knowledge. However, the appearance of new vertices from new tasks can expand the previous graph structure and alter the dependencies among vertices in previous tasks. This can lead to a fundamental change in the information learned by GNNs, as they rely on neighborhood aggregation to learn representations for each vertex. This is further illustrated in Fig. 2, where the 2-hop ego graph of a red vertex v has changed significantly with the addition of new vertices from a new task. On the other hand, in a transductive setting, the ego graph of vertices stays the same. In other words, structural dependency can induce a distributional shift in the information learned from previous tasks in the inductive setting and needs to be addressed in the experience replay method.

Structural Bias. In addition to considering the structural dependency of the graph, it is also important to address the issue of structural bias of GNNs in NGIL, particularly, for selecting the experience buffer. Structural bias refers to the tendency of GNNs to exhibit unfair behaviour towards different structural subgroups (subgroups defined by a graph structure such as distance) within the data [25, 47]. This can result in a large variance in the performance of GNNs when trained on different subsets of vertices, particularly when the number of samples is small, as is the case with experience replay. To avoid this, it is important to carefully select a representative sample from the past for experience replay, taking into account the structural properties of the data and the predictive power of GNNs.

4 Structure-Evolution-Aware Experience Replay

In this section, we present Structure-Evolution-Aware Experience Replay Framework (SEA-ER) which combines the topology awareness of GNNs and the importance reweighting for addressing the challenges in the NGIL problem.

4.1 Experience Buffer Selection

Recall that $\mathcal{P}_i = \{P_1, \dots, P_{i-1}\}$ is the experience buffer for \mathcal{T}_i and $P_j \in \mathcal{P}_i$ is the replay samples selected from task \mathcal{T}_j . According to the structural bias discussed in Sec. 3.3, the structural position of

the replay set in the graph is important for selecting a (representative) replay set that can generalize well to the rest of the vertexes for the task. To address this issue, we propose a replay set selection strategy based on the idea of selecting replay samples that have the closest structural similarity to the rest of the vertices, and it is given as follows.

$$\min_{P_j \subset \mathcal{V}_j} \max_{u \in \mathcal{V}_j \setminus P_j} \min_{v \in P_j} d_{\text{spd}}(u, v) \quad \text{s.t. } |P_j| = b. \quad (3)$$

$d_{\text{spd}}(\cdot)$ is the shortest path distance and b is the number of samples (experience) to select from each task. Intuitively, the larger the b is, the better the performance of the experience replay method as it can be benefited from seeing more samples from the past. The size of b is a system constraint dependent on the size of storage that the system has prepared for storing the past experience. However, as illustrated in our empirical study as well as others [43], experience replay method is generally effective even with a small b . Eq. 15 amounts to the k-center problem in network and is NP-hard. However, there exists a wide branch of heuristic methods. We defer the heuristic procedure we used for solving Eq. 15 to the appendix.

4.2 Replay with Importance Reweighting

As we discuss in Sec. 3.3, the structural dependency issue could alter the distribution from the previous task. To address the issue, we propose a novel replay method with importance reweighting. It reduces the distributional shift by adjusting the importance of individual examples in the training. Here, we use importance reweighting when replaying the experience buffer to address the distribution shift induced by the structural dependency issue. Formally, let $\mathbf{H} \subset \mathbb{R}^n$ be the embedding space for the learned representation of vertices. Let $\mathcal{M} : v \mapsto \mathbf{H}$ be a specific instance of a GNN model that maps a vertex v to a representation vector h_v in the embedding space \mathbf{H} . Replay with reweighting amounts to the following learning objective,

$$\mathcal{L} = \frac{1}{|\mathcal{V}_i^{\text{train}}|} \sum_{v \in \mathcal{V}_i^{\text{train}}} \mathcal{L}(v) + \sum_{P_j \in \mathcal{P}_i} \frac{1}{|P_j|} \sum_{v \in P_j} \beta_v \mathcal{L}(v), \quad (4)$$

where β_v is the weight for vertex v in the experience buffer. Then the optimal β (collection of β_v) can be computed through kernel mean matching (KMM) [11] by solving the following quadratic problem,

$$\min_{\beta} \left\| \sum_{P_j \in \mathcal{P}_i} \sum_{v \in P_j} \beta_v \phi(h_v) - \phi(h_v)' \right\|^2, \quad \text{s.t. } B_l \leq \beta_v < B_u, \quad (5)$$

where h_v is the node embedding (output of the GNN) with respect to $\mathcal{G}_{\mathcal{T}_i}$ and h_v' is the node embedding with respect to $\mathcal{G}_{\mathcal{T}_{i-1}}$. Importance reweighting tries to match the mean elements in a kernel space $\mathcal{K}(\cdot, \cdot)$ on the domain $\mathbf{H} \times \mathbf{H}$. ϕ is the feature map to the reproducing kernel Hilbert space (RKHS) introduced by kernel k . A common choice for the kernel \mathcal{K} is a mixture of gaussian kernel $\mathcal{K}(x, y) = \sum_{\alpha_i} e^{-\alpha_i \|x-y\|^2}$ and we use $\alpha_i = 1, 0.1, 0.01$ in our experiment. The lower bound B_l and upper bound B_u constraints are to ensure reasonable weight for most of the instances. The overall learning procedure of our framework is given in Algorithm 1.

Algorithm 1 Learning Procedure for \mathcal{T}_i

Require: $\mathcal{V}_i^{\text{train}}$ //training set for \mathcal{T}_i

Require: $\mathcal{P}_i = \{P_1, \dots, P_{i-1}\}$ //replay buffer for tasks \mathcal{T}_i

Require: \mathcal{M} //GNN model and prediction head for each task

//compute the representation for vertice in the experience buffer before and update updating the graph

$$h_{\mathcal{P}_i} = \mathcal{M}(\mathcal{P}_i | \mathcal{G}_{\mathcal{T}_{i-1}}), h'_{\mathcal{P}_i} = \mathcal{M}(\mathcal{P}_i | \mathcal{G}_{\mathcal{T}_i})$$

//compute weight β of each vertex in the experience buffer through Eq. 5

// Run training procedure (e.g. BackProp) with loss function:

$$\mathcal{L} = \frac{1}{|\mathcal{V}_i^{\text{train}}|} \sum_{v \in \mathcal{V}_i^{\text{train}}} \mathcal{L}(v) + \sum_{P_j \in \mathcal{P}_i} \frac{1}{|P_j|} \sum_{v \in P_j} \beta_v \mathcal{L}(v).$$

5 Theoretical Analysis

In this section, we present a theoretical analysis of our proposed method by using the distortion rate between the graph domain and the embedding domain to provide a theoretical guarantee. We begin by introducing the definitions and assumptions used in our analysis.

We make the following assumptions for our analysis:

- **A1:** the loss function \mathcal{L} is bounded, continuous and smooth
- **A2:** the learning tasks are generated from a smooth distribution

These two are common assumptions used in generalization analysis to make the analysis feasible. We use the notion of distortion rate to characterize the topology awareness of GNNs. It is mathematically defined as follows:

Definition 2 (distortion rate). Given two metric spaces (\mathcal{Q}, d) and (\mathcal{Q}', d') and a mapping $\gamma : \mathcal{Q} \mapsto \mathcal{Q}'$, γ is said to have a distortion $\alpha \geq 1$, if there exists a constant $r > 0$ such that $\forall u, v \in \mathcal{E}$, $rd(u, v) \leq d'(\gamma(u), \gamma(v)) \leq \alpha rd(u, v)$.

Distortion rate is the ratio of the distance in the embedding space to that in the original space. A low distortion rate (close to 1) indicates that the embedding preserves the corresponding structural information from the original space. This allows us to theoretically analyze our experience selection strategy with respect to the topology awareness (structural bias) of GNNs. The aggregation designs of modern GNNs exploit homophily [46] and feature smoothing [21]. As a result, the distortion rate α with respect to graph distance is expected to be small, at least within the localized neighborhood. We further validate this empirically in the next section.

We then present the main theoretical result of this paper, which provides a long-term performance guarantee for our proposed experience selection strategy. Let $R^{\mathcal{L}}(\mathcal{V}) = \mathbb{E}_{v \sim \mathcal{V}} \mathcal{L}(v)$ denote the expected loss on a given vertex set \mathcal{V} .

Theorem 1. *Given a collection task $\mathcal{T}_1, \dots, \mathcal{T}_m$ and their associated vertex set $\mathcal{V}_1, \dots, \mathcal{V}_m$. Let $\mathcal{P}_m = \{P_1, \dots, P_{m-1}\}$ be the experience buffer selected by solving Eq. 15 where each $P_i \in \mathcal{P}_m$ has the same cardinality and cover all classes in \mathcal{T}_i . Let \mathcal{M} be the GNN model with distortion rate α . For all task \mathcal{T}_i with a smooth task classifier $f_{\mathcal{T}_i}$, we have that*

$$R^{\mathcal{L}}(\mathcal{V}_i \setminus P_i) \leq R^{\mathcal{L}}(P_i) + \mathcal{O}(\alpha D_s(\mathcal{V}_i \setminus P_i, P_i)),$$

where

$$D_s(\mathcal{V}_i \setminus P_i, P_i) = \max_{u \in \mathcal{V}_i \setminus P_i} \min_{v \in P_i} d_{spd}(v, u),$$

We provide a proof for Theorem 1 in the appendix. Theorem 1 states that given an experience buffer selected by solving Eq. 15, the generalization risk of the model in the past data (catastrophic forgetting) is bounded by the training loss (on the experience buffer) and a product factors from the distortion of the model and the structural distance of experience buffer. The theorem provides a performance guarantee for our proposed experience selection strategy, with the structural distance being a key influencing factor in the performance bound. Additionally, the theorem highlights the importance of considering the graph structure when selecting the proper replay sets.

Table 1: Dataset settings.

Datasets	Cora	CoauthorCS	Reddit
# Vertexes	2,708	18,333	232,965
# Edges	10,556	327,576	114,615,892
# Node Feature	1,433	6,805	602
# Class	7	15	41
# Tasks	3	5	8
# Class per Task	2/3	3	5/6

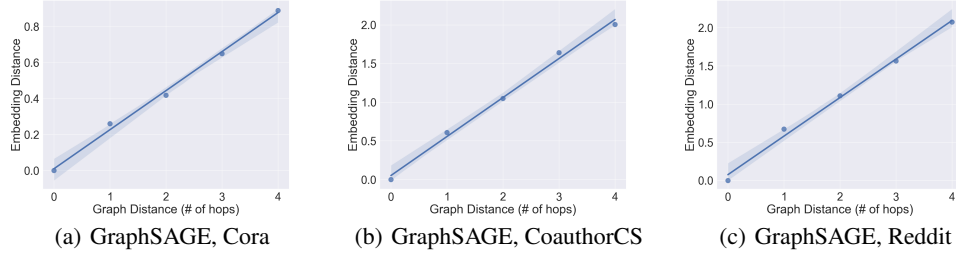


Figure 3: Graph distance vs. embedding distance.

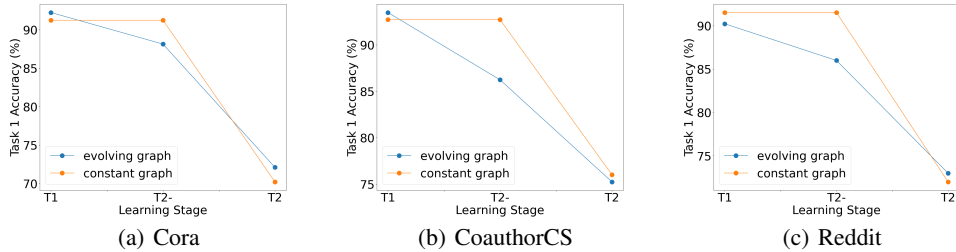


Figure 4: Task 1’s performance in evolving and constant graphs.

Table 2: Performance comparisons under inductive NGIL on different datasets(↑ higher means better). Results from three trials.

Dataset	Cora		Coauthor CS		Reddit	
Performance Metric	ATP (%) ↑	ATF (%) ↑	ATP (%) ↑	ATF (%) ↑	ATP (%) ↑	ATF (%) ↑
Bare model	61.41 ± 1.2	-30.36 ± 1.3	59.24 ± 3.6	-33.72 ± 3.3	68.60 ± 1.8	-23.87 ± 1.7
Joint Training	92.34 ± 0.6	N.A.	94.36 ± 0.4	N.A.	85.27 ± 1.2	N.A.
ER:IID-Random	77.24 ± 5.8	16.73 ± 5.6	79.72 ± 4.6	14.89 ± 4.5	73.08 ± 3.3	21.89 ± 2.5
ER-deg [1]	86.24 ± 0.7	-8.73 ± 0.7	85.3 ± 0.8	-10.89 ± 1.9	75.08 ± 0.9	-19.89 ± 0.9
ER-rep [44]	88.95 ± 0.9	-7.55 ± 0.8	88.12 ± 0.9	-8.23 ± 0.9	78.29 ± 1.2	-15.21 ± 1.3
SEA-ER (ours)	89.13 ± 0.8	-7.21 ± 0.9	89.19 ± 0.7	-7.13 ± 0.5	79.48 ± 1.7	-14.10 ± 1.6
SEA-ER-re (ours)	91.67 ± 1.3	-4.01 ± 1.4	92.88 ± 1.1	-3.08 ± 0.7	81.89 ± 1.5	-9.72 ± 1.4

6 Evaluation

In this section, we present an empirical evaluation of our proposed experience replay framework for GNNs. Through a series of experiments, we aim to answer the following questions: (1) Does the distortion rate of GNNs, as discussed in Theorem 1, hold true in practice? (2) Does the structural dependency issue, as discussed in Sec. 3.3, have a significant impact on the generalization performance of GNNs in the inductive NGIL setting? (3) How does our proposed experience replay framework compare to existing experience replay methods for GNNs [44, 1]?

General setup. We implement our experiments using the Deep Graph Library (DGL) [36] and use three representative GNNs: GCN [16], GraphSAGE [12], and GAT [33]. We also adopt part of the experiments from a recent GIL benchmark paper [43]. We use three popular and publicly available graph benchmarking datasets: Cora, CoauthorCS, and Reddit. Due to space limitations, we defer a more detailed description of the experiment setup, dataset and GNN models to the supplementary material.

Distortion Rate. We first validate that the distortion rate of GNNs is small. We train a vanilla GraphSAGE model using the default setting of each dataset provided in DGL. We extract the vertices from the local neighbourhood around each training vertex and group them by hop distance, and show the average Euclidean distance between the embeddings of the vertices in each group and their closest embeddings of training vertexes in Fig. 3. In the figure, the distortion rate and scaling factor of the GNN are reflected by the slope of the near-linear relation between the embedding distance and the

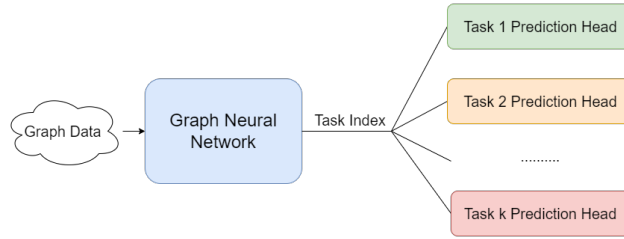


Figure 5: Multi-head GNN Architecture. Graph data are fed into the GNN module; generated node representations are passed to the corresponding prediction head(s) based on its associated task index(es).

graph distance. We can see that the distortion factors in the performance bound in Theorem 1 are indeed small.

Incremental Learning Setting. In this paper, we consider an inductive NGIL setting. We follow closely the setting used in [44, 43], except that we gradually grow the graph with data from each task (inductive) while they assume a constant graph structure (transductive). We evenly divide the classes in each dataset to form each w -class classification task. For example, there are 7 classes in Cora and we divide them into three tasks: Task 1 is a 2-class classification task between classes 0 and 1, task 2 between classes 2 and 3, and task 3 between classes 4,5 and 6. At each learning stage (task), the system only has access to the graph induced by the vertices at the current and earlier learning stages, following the formulation in Sec. 3. A brief description of the datasets, and how they are divided into different node classification tasks is given in Table 1.

Evaluation Metrics. We use two common metrics, the average task performance (ATP) and average task forgetting (ATF) [43], to evaluate and compare the effectiveness of our proposed methods. Let R_i^j denote the classification accuracy of task \mathcal{T}_i at task \mathcal{T}_j ($j \geq i$) and m denote the total number of tasks. Then ATP, the average classification accuracy of all the tasks, is computed as follows: $\text{ATP} = \frac{\sum_{i \in \{1, \dots, m\}} R_i^m}{m}$. ATF, the average forgetting performance, is computed as $\text{ATF} = \frac{\sum_{i \in \{1, \dots, m-1\}} R_i^i - R_i^m}{m-1}$.

Comparison with Baselines. In this experiment, we adopt the standard multi-head architecture (as illustrated in Fig. 5 used in increment learning. We use a vanilla GraphSage as the based module for multi-head architecture. We compare the performance of SEA-ER with various baselines. **Bare model** denotes the backbone GNN without incremental learning technique. Therefore, this can be viewed as the lower bound for incremental learning performance. **Joint Training** does not follow the incremental learning setting and trains the backbone GNN on all tasks simultaneously. Therefore, Joint Training has no forgetting problems and its performance can be viewed as the upper bound for continual learning. **ER-IID-Random** [44] updates each task with learning objective Eq. 2 and experience buffer is randomly selected from each task. This serves as a baseline for showing the effectiveness of different experience buffer selection strategies. We also adopt the state-of-the-art experience replay framework for GNNs for comparison. **ER-rep** [44] updates each task with learning objective Eq. 2 and experience buffer is selected based on the representations of the vertex. **ER-deg** [44] update each task with learning objective Eq. 2 and an experience buffer selected based on the degree of vertices. We adopt the implementation of these two baselines form the benchmark paper [43]. **SEA-ER** is our proposed experience replay selection strategy with the same learning objective Eq. 2 and **SEA-ER-re** is our proposed experience replay selection strategy with learning objective Eq. 4. As shown in Table 2, our experience buffer selection strategy, SEA-ER, outperforms ER-rep and ER-deg in the inductive setting. In addition, the modified learning objective Eq. 4 further boosts the performance by adjusting the distribution difference.

Structural Dependency. To further illustrate the structural dependency of inductive NGIL and its difference with the transductive setting, we plot the learning dynamics of the first two tasks from the **Bare model** above. In Fig. 4, T_1 and T_2 on the x-axis denote the first and the second learning stages, respectively, and T_2- represents the state when Task 2 has arrived but the model has not been trained on Task 2 data yet. As shown in the figure, in the case of an evolving graph (inductive), the model

performance on Task 1 experiences two drops when entering stage 2: when vertices of Task 2 are added to the graph (structural dependency) and when the model is trained on Task 2’s data. Because of the structural dependency, the performance of task-incremental learning on an evolving graph is different from that on a constant graph where the complete graph (from the entire dataset) is available from the beginning. This differentiates inductive NGIL from other incremental learning problems, including NGIL on constant graphs.

7 Conclusion and Discussion

In this paper, we present a comprehensive study on node-wide graph incremental learning on evolving graphs (inductive NGIL). We propose an experience replay framework (SEA-ER) that effectively addresses the issues of structural bias and structural dependency that arise in this problem. Theoretical analysis and empirical results validate the effectiveness of our proposed approach and provide a foundation for further research in this area.

One limitation of this work is that we only consider the evolving graph for our inductive setting. Analyzing and developing frameworks for inductive GIL with a larger range of dynamic processes renders a challenging and interesting research direction.

References

- [1] K. Ahrabian, Y. Xu, Y. Zhang, J. Wu, Y. Wang, and M. Coates. Structure aware experience replay for incremental learning in graph-based recommender systems. In *Proceedings of the 30th ACM International Conference on Information & Knowledge Management*, pages 2832–2836, 2021.
- [2] R. Aljundi, M. Lin, B. Goujaud, and Y. Bengio. Gradient based sample selection for online continual learning. *Advances in neural information processing systems*, 32, 2019.
- [3] M. Biesialska, K. Biesialska, and M. R. Costa-jussà. Continual lifelong learning in natural language processing: A survey. *arXiv preprint arXiv:2012.09823*, 2020.
- [4] L. Caccia, E. Belilovsky, M. Caccia, and J. Pineau. Online learned continual compression with adaptive quantization modules. In *International conference on machine learning*, pages 1240–1250. PMLR, 2020.
- [5] J. Cai, X. Wang, C. Guan, Y. Tang, J. Xu, B. Zhong, and W. Zhu. Multimodal continual graph learning with neural architecture search. In *Proceedings of the ACM Web Conference 2022*, pages 1292–1300, 2022.
- [6] A. Carta, A. Cossu, F. Errica, and D. Bacciu. Catastrophic forgetting in deep graph networks: an introductory benchmark for graph classification. *arXiv preprint arXiv:2103.11750*, 2021.
- [7] A. Chrysakis and M.-F. Moens. Online continual learning from imbalanced data. In *International Conference on Machine Learning*, pages 1952–1961. PMLR, 2020.
- [8] A. Daruna, M. Gupta, M. Sridharan, and S. Chernova. Continual learning of knowledge graph embeddings. *IEEE Robotics and Automation Letters*, 6(2):1128–1135, 2021.
- [9] M. Delange, R. Aljundi, M. Masana, S. Parisot, X. Jia, A. Leonardis, G. Slabaugh, and T. Tuytelaars. A continual learning survey: Defying forgetting in classification tasks. *IEEE Transactions on Pattern Analysis and Machine Intelligence*, 2021.
- [10] M. Farajtabar, N. Azizan, A. Mott, and A. Li. Orthogonal gradient descent for continual learning. In *International Conference on Artificial Intelligence and Statistics*, pages 3762–3773. PMLR, 2020.
- [11] A. Gretton, A. Smola, J. Huang, M. Schmittfull, K. Borgwardt, and B. Schölkopf. Covariate shift by kernel mean matching. *Dataset shift in machine learning*, 3(4):5, 2009.
- [12] W. L. Hamilton, R. Ying, and J. Leskovec. Inductive representation learning on large graphs, 2018.

- [13] D. S. Hochbaum. Approximating covering and packing problems: set cover, vertex cover, independent set, and related problems. In *Approximation algorithms for NP-hard problems*, pages 94–143. 1996.
- [14] H. Jung, J. Ju, M. Jung, and J. Kim. Less-forgetting learning in deep neural networks. *arXiv preprint arXiv:1607.00122*, 2016.
- [15] S. M. Kazemi, R. Goel, K. Jain, I. Kobyzev, A. Sethi, P. Forsyth, and P. Poupart. Representation learning for dynamic graphs: A survey. *J. Mach. Learn. Res.*, 21(70):1–73, 2020.
- [16] T. N. Kipf and M. Welling. Semi-supervised classification with graph convolutional networks, 2017.
- [17] J. Kirkpatrick, R. Pascanu, N. Rabinowitz, J. Veness, G. Desjardins, A. A. Rusu, K. Milan, J. Quan, T. Ramalho, A. Grabska-Barwinska, et al. Overcoming catastrophic forgetting in neural networks. *Proceedings of the national academy of sciences*, 114(13):3521–3526, 2017.
- [18] J. Knoblauch, H. Husain, and T. Diethe. Optimal continual learning has perfect memory and is np-hard. In *International Conference on Machine Learning*, pages 5327–5337. PMLR, 2020.
- [19] X. Kou, Y. Lin, S. Liu, P. Li, J. Zhou, and Y. Zhang. Disentangle-based continual graph representation learning. *arXiv preprint arXiv:2010.02565*, 2020.
- [20] D. Kumaran, D. Hassabis, and J. L. McClelland. What learning systems do intelligent agents need? complementary learning systems theory updated. *Trends in cognitive sciences*, 20(7): 512–534, 2016.
- [21] Q. Li, Z. Han, and X.-M. Wu. Deeper insights into graph convolutional networks for semi-supervised learning. In *Thirty-Second AAAI conference on artificial intelligence*, 2018.
- [22] Z. Li and D. Hoiem. Learning without forgetting. *IEEE transactions on pattern analysis and machine intelligence*, 40(12):2935–2947, 2017.
- [23] H. Liu, Y. Yang, and X. Wang. Overcoming catastrophic forgetting in graph neural networks. In *Proceedings of the AAAI Conference on Artificial Intelligence*, volume 35, pages 8653–8661, 2021.
- [24] D. Lopez-Paz and M. Ranzato. Gradient episodic memory for continual learning. *Advances in neural information processing systems*, 30, 2017.
- [25] J. Ma, J. Deng, and Q. Mei. Subgroup generalization and fairness of graph neural networks, 2021.
- [26] J. L. McClelland, B. L. McNaughton, and R. C. O’Reilly. Why there are complementary learning systems in the hippocampus and neocortex: insights from the successes and failures of connectionist models of learning and memory. *Psychological review*, 102(3), 1995.
- [27] M. McCloskey and N. J. Cohen. Catastrophic interference in connectionist networks: The sequential learning problem. In *Psychology of learning and motivation*, volume 24, pages 109–165. Elsevier, 1989.
- [28] G. I. Parisi, R. Kemker, J. L. Part, C. Kanan, and S. Wermter. Continual lifelong learning with neural networks: A review. *Neural Networks*, 113:54–71, 2019.
- [29] D. Rolnick, A. Ahuja, J. Schwarz, T. P. Lillicrap, and G. Wayne. Experience replay for continual learning. *arXiv preprint arXiv:1811.11682*, 2018.
- [30] A. A. Rusu, N. C. Rabinowitz, G. Desjardins, H. Soyer, J. Kirkpatrick, K. Kavukcuoglu, R. Pascanu, and R. Hadsell. Progressive neural networks. *arXiv preprint arXiv:1606.04671*, 2016.
- [31] G. Saha, I. Garg, and K. Roy. Gradient projection memory for continual learning. *arXiv preprint arXiv:2103.09762*, 2021.

- [32] H. Shin, J. K. Lee, J. Kim, and J. Kim. Continual learning with deep generative replay. *Advances in neural information processing systems*, 30, 2017.
- [33] P. Veličković, G. Cucurull, A. Casanova, A. Romero, P. Lio, and Y. Bengio. Graph attention networks. *arXiv preprint arXiv:1710.10903*, 2017.
- [34] C. Wang, Y. Qiu, and S. Scherer. Bridging graph network to lifelong learning with feature interaction. 2020.
- [35] C. Wang, Y. Qiu, D. Gao, and S. Scherer. Lifelong graph learning. In *Proceedings of the IEEE/CVF Conference on Computer Vision and Pattern Recognition*, pages 13719–13728, 2022.
- [36] M. Wang, D. Zheng, Z. Ye, Q. Gan, M. Li, X. Song, J. Zhou, C. Ma, L. Yu, Y. Gai, et al. Deep graph library: A graph-centric, highly-performant package for graph neural networks. *arXiv preprint arXiv:1909.01315*, 2019.
- [37] M. Wortsman, V. Ramanujan, R. Liu, A. Kembhavi, M. Rastegari, J. Yosinski, and A. Farhadi. Supermasks in superposition. *Advances in Neural Information Processing Systems*, 33:15173–15184, 2020.
- [38] Y. Wu, Y. Chen, L. Wang, Y. Ye, Z. Liu, Y. Guo, and Y. Fu. Large scale incremental learning. In *Proceedings of the IEEE/CVF Conference on Computer Vision and Pattern Recognition*, pages 374–382, 2019.
- [39] Y. Xu, Y. Zhang, W. Guo, H. Guo, R. Tang, and M. Coates. Graphsail: Graph structure aware incremental learning for recommender systems. In *Proceedings of the 29th ACM International Conference on Information & Knowledge Management*, pages 2861–2868, 2020.
- [40] J. Yoon, E. Yang, J. Lee, and S. J. Hwang. Lifelong learning with dynamically expandable networks. *arXiv preprint arXiv:1708.01547*, 2017.
- [41] J. Yoon, S. Kim, E. Yang, and S. J. Hwang. Scalable and order-robust continual learning with additive parameter decomposition. *arXiv preprint arXiv:1902.09432*, 2019.
- [42] X. Zhang, D. Song, and D. Tao. Hierarchical prototype networks for continual graph representation learning. *arXiv preprint arXiv:2111.15422*, 2021.
- [43] X. Zhang, D. Song, and D. Tao. Cglb: Benchmark tasks for continual graph learning. In *Thirty-sixth Conference on Neural Information Processing Systems Datasets and Benchmarks Track*, 2022.
- [44] F. Zhou and C. Cao. Overcoming catastrophic forgetting in graph neural networks with experience replay. In *Proceedings of the AAAI Conference on Artificial Intelligence*, volume 35, pages 4714–4722, 2021.
- [45] F. Zhou and C. Cao. Overcoming catastrophic forgetting in graph neural networks with experience replay. In *Proceedings of the AAAI Conference on Artificial Intelligence*, volume 35, pages 4714–4722, 2021.
- [46] J. Zhu, Y. Yan, L. Zhao, M. Heimann, L. Akoglu, and D. Koutra. Beyond homophily in graph neural networks: Current limitations and effective designs. *arXiv preprint arXiv:2006.11468*, 2020.
- [47] Q. Zhu, N. Ponomareva, J. Han, and B. Perozzi. Shift-robust gnns: Overcoming the limitations of localized graph training data, 2021.

A Proof of Theorem 1

In this appendix, we provide proof for Theorem 1.

Proof. Suppose $P_i \subset \mathcal{V}_i$ is the experience replay set selected by solving Eq. (15). Let s be the structure of interest with distance measure d_s . Let \mathcal{M} be a given GNN model with distortion α and scaling factor r and its prediction function g .

Let $\sigma : \mathcal{V}_i \mapsto P_i$ denote a mapping that map a vertex v from \mathcal{V}_i to the closest vertex in P_i , i.e.,

$$\sigma(v) = \arg \min_{u \in P_i} d_s(u, v). \quad (6)$$

Let's consider the loss of vertex v , $\mathcal{L}(g \circ \mathcal{M}(v), y_v)$. By assumption, \mathcal{L} is smooth and let's denote $B_{\mathcal{L}}^{up1}$ to be the upper bound for the first derivative with respect to $g \circ \mathcal{M}(v)$ and $B_{\mathcal{L}}^{up2}$ to be the upper bound for the first derivative with respect to y_v . Then, consider the Taylor expansion of $\mathcal{L}(g \circ \mathcal{M}(v), y_v)$ with respect to $\sigma(v)$, which is given as follows

$$\begin{aligned} \mathcal{L}(g \circ \mathcal{M}(v), y_v) &\leq \mathcal{L}(g \circ \mathcal{M}(\sigma(v)), y_{\sigma(v)}) + \\ &B_{\mathcal{L}}^{up1} \|g \circ \mathcal{M}(v) - g \circ \mathcal{M}(\sigma(v))\| \\ &+ B_{\mathcal{L}}^{up2} \|y_v - y_{\sigma(v)}\| \end{aligned} \quad (7)$$

Next, let's examine the inequality above term by term and start with $\|g \circ \mathcal{M}(v) - g \circ \mathcal{M}(\sigma(v))\|$. Let's denote h_v and $h_{\sigma(v)}$ the embedding for vertex v and $\sigma(v)$. Then, we have that,

$$\|g \circ \mathcal{M}(v) - g \circ \mathcal{M}(\sigma(v))\| = \|g(h_v) - g(h_{\sigma(v)})\| \quad (8)$$

By definition of distortion as given in Def. 2, we have that,

$$\|h_v - h_{\sigma(v)}\| \leq r\alpha d_s(v, \sigma(v)) \quad (9)$$

By assumption, the prediction function g is smooth. Let B_g denote the upper bound of first derivative of the prediction function g . Then, we have

$$\|g(h_v) - g(h_{\sigma(v)})\| \leq B_g^{up} \|h_v - h_{\sigma(v)}\| \quad (10)$$

Substitute all these back, we have

$$\|g \circ \mathcal{M}(v) - g \circ \mathcal{M}(\sigma(v))\| \leq B_g^{up} r\alpha d_s(v, \sigma(v)) \quad (11)$$

Next, let's consider $\|y_v - y_{\sigma(v)}\|$. Similarly, by the data smoothness assumption and distortion, we have that

$$\|y_v - y_{\sigma(v)}\| \leq B_l \|h_v - h_{\sigma(v)}\| \leq B_l^{up} r\alpha d_s(v, \sigma(v)) \quad (12)$$

Substitute these back to the inequality we start with, we have that

$$\begin{aligned} \mathcal{L}(g \circ \mathcal{M}(v), y_v) &\leq \mathcal{L}(g \circ \mathcal{M}(\sigma(v)), y_{\sigma(v)}) + \\ &B_{\mathcal{L}}^{up1} B_g^{up} r\alpha d_s(v, \sigma(v)) + B_{\mathcal{L}}^{up2} B_l^{up} r\alpha d_s(v, \sigma(v)) \\ &\leq \mathcal{L}(g \circ \mathcal{M}(\sigma(v)), y_{\sigma(v)}) + \\ &(B_l^{up} B_{\mathcal{L}}^{up1} + B_g^{up} B_{\mathcal{L}}^{up2}) r\alpha \max_{v' \in \mathcal{V}_i} d_s(v', \sigma(v')) \\ &= \mathcal{L}(g \circ \mathcal{M}(\sigma(v)), y_{\sigma(v)}) + \\ &(B_l^{up} B_{\mathcal{L}}^{up1} + B_g^{up} B_{\mathcal{L}}^{up2}) r\alpha D_s(\mathcal{V}_i, P_i). \end{aligned} \quad (13)$$

Since the inequality above holds for every vertex v , then we have

$$\begin{aligned} R^{\mathcal{L}}(g \circ \mathcal{M}, \mathcal{V}_i) &\leq R^{\mathcal{L}}(g \circ \mathcal{M}, P_i) + \\ &(B_l^{up} B_{\mathcal{L}}^{up1} + B_g^{up} B_{\mathcal{L}}^{up2}) r\alpha D_s(\mathcal{V}_i, P_i) \\ &= R^{\mathcal{L}}(g \circ \mathcal{M}, P_i) + \mathcal{O}(\alpha D_s(\mathcal{V}_i, P_i)) \end{aligned} \quad (14)$$

□

B Procedure for Solving Eq. 15

First recall that the optimization we want to solve is as follows.

$$\min_{P_j \subset \mathcal{V}_j} \max_{u \in \mathcal{V}_j \setminus P_j} \min_{v \in P_j} d_{\text{spd}}(u, v) \quad s.t. |P_j| = b. \quad (15)$$

$d_{\text{spd}}(\cdot)$ is the shortest path distance and b is the number of samples (experience) to select from each task. Eq. 15 amounts to the well-known k-center problem [13] in graph theory and is NP-hard. For our experiment, we use Eq. 15 as guidance and modify the simple greedy algorithm, farthest-first traversal, to be a sampling method for obtaining replay samples for a given task. We now describe how we modified the standard greedy algorithm into a sampling algorithm. We start with describing the standard greedy algorithm.

Algorithm 2 k-center Greedy

Require: \mathcal{V} //vertex set of a given graph

Require: b //number of centers

Initialize an empty array V

1. randomly picks a random vertex v to V
 2. pick the next vertex to be the vertex furthest away from V
 3. repeat until $|V| = b$
-

The procedure described above is a standard 2-approximation greedy algorithm for k-center problem. Next, we describe its sampling variant which use the distance as the chance of being sampled.

Algorithm 3 Sampling for Experience Buffer

Require: \mathcal{V}_i //vertex set of a given graph

Require: \mathcal{G} //latest graph

Require: b //size of set to be sampled

Sample/select the set of size b with the following procedures:

1. initialize P_i with the vertex of the highest degree.
2. sample u from $\mathcal{V}_i \setminus P_i$ based on probability p_u proportion to $D_s(u, \mathcal{V}_i \setminus P_i) = \min_{v \in P_i} d_s(u, v)$, following the formula,

$$p_u = \frac{D_s(u, P_i)}{\sum_{v \in \mathcal{V}_i \setminus P_i} D_s(v, P_i)}$$

3. repeat until b vertices are sampled
-

B.1 Running Time Complexity

It is obvious that the procedure above runs in $\mathcal{O}(k)$ if the distance between any pair of vertices is given and runs in $\mathcal{O}(kn)$ if the distance needed to be computed for each step, where n is the number of vertice of the given task.

C Additional Experimental Details

In this appendix, we provide additional experimental results and include a detailed set-up of the experiments for reproducibility.

C.1 Task Incremental Learning Setting

We provide additional details on how we create the task incremental learning setting for each dataset and conduct the training. As we discussed in Sec. 6, we follow closely the setting used in [44] and evenly divide the dataset into k-way classification task. The difference between our setting and [44] is that we gradually grow the graph structure with the data from each task. Suppose the division for the Cora dataset is: Task 0: binary classification between class 0 and 1, Task 1: binary classification

Table 3: Dataset, Task and GNN Details

Dataset	Cora	CoauthorCS	Reddit
# Vertexes	2,708	18,333	232,965
# Edges	10,556	327,576	114,615,892
# dim. of Node Features	1,433	6,805	602
# Classes	7	15	41
# Tasks	3	5	8
# Classes per Task	2/3	3	5/6
# GNN Hidden Units	32	128	256
Optimizer	Adam		
Learning Rate	0.01		
Weight Decay	0.0005		
Dropout	0		
Epoch	100		

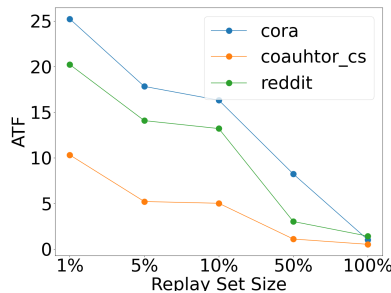


Figure 6: Performance of the system with respect to the size of experience buffer.

between class 2 and 3, and Task 2: classification between class 4, 5 and 6. Then, at stage 0 (Task 0), the system only has access to the graph structure induced by vertices from class 0 and 1, i.e., if there are vertices from other tasks that are in the neighborhood of the vertices of class 0 & 1. These vertices won't be seen/accessed by the system. This mimics the evolving graph setting in real-life. We provide a graphical illustration on the difference between the task increment learning in constant graph and evolving graph in Fig. 8.

C.2 Incremental Training Procedure

Suppose $\mathcal{T}_1, \mathcal{T}_2, \dots, \mathcal{T}_m$ is the set of classification tasks created from the dataset. Then, the standard incremental training procedure is given in Alg. 4 and a graphical illustration is given in Fig. 7.

C.3 Hyperparameter

We provide additional experiment on exploring the size of experience replay buffer used in the experiment. The result is illustrated in Fig. 6. In Fig. 6, the x-axis is the size of the experience buffer with respect to the size of the training set from each task and y-axis is the measure for catastrophic forgetting (the lower, the better). We can see from Fig. 6, the performance of the system increase as we increase the replay set size, as per our intuition. The interesting part is that, experience replay is effective or has the most significant drop in 1% or 5%, which only cost a small fract when comparing to full replay.

Algorithm 4 Incremental Training

Input: $\mathcal{T}_1, \mathcal{T}_2, \dots, \mathcal{T}_m$ //classification task created from the dataset.

For τ in $\mathcal{T}_1, \mathcal{T}_2, \dots, \mathcal{T}_m$:

1. update/grow the graph structure with data from τ
 2. obtain D^{tr} from τ
 3. train the existing GNN model and a new task prediction head on D^{tr}
 4. if evaluation, evaluate the model on the current and previous task
-

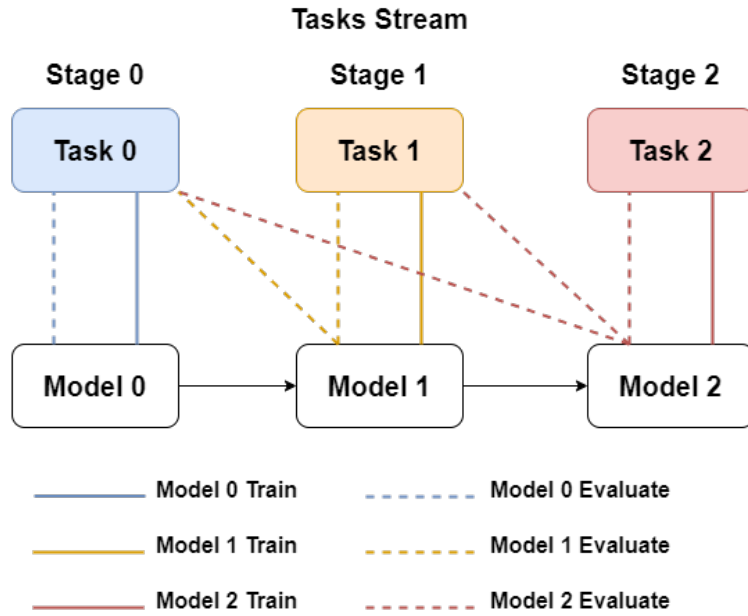


Figure 7: Incremental Training in Development Phase. The figure above illustrates what task data the model use for training and evaluation.

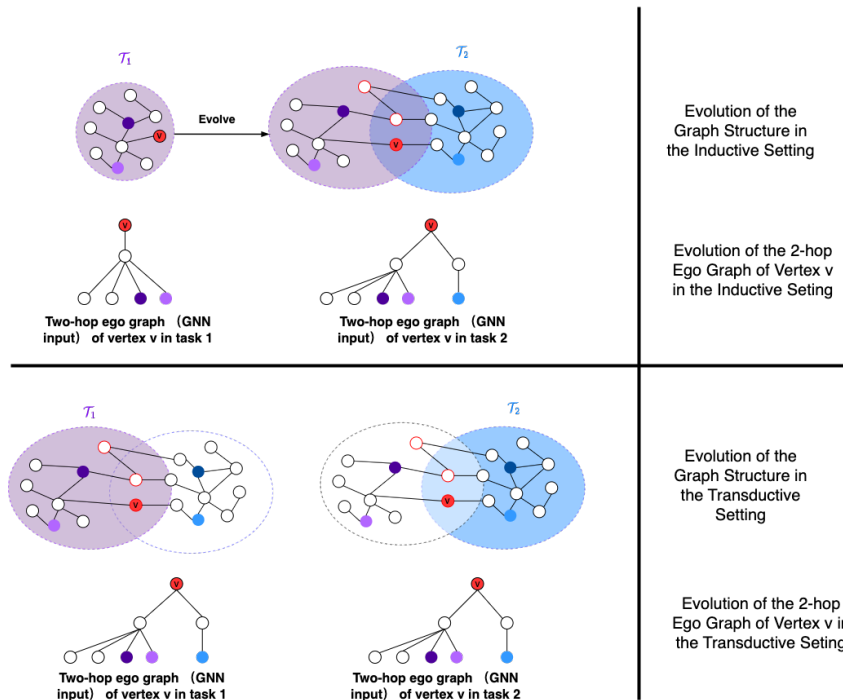


Figure 8: Difference between Inductive GIL and Transductive GIL. As illustrated in the top half of the figure, in the evolving graph setting, the appearing tasks expand/change the existing graph structure, resulting in changes in the neighborhood (input to the GNN) of some previous vertices. As discussed in the main body of the paper, this structural changes/dependency would cause distribution shift in the previously learnt information of the model. On the other hand, in the constant graph setting, because the complete graph structure is available from the very first beginning. The neighborhoods of all the vertices are static/stay unchanged throughout different learning stages. Therefore, structural dependency is a unique challenge in the incremental learning in evolving graph.