

SimCon Loss with Multiple Views for Text Supervised Semantic Segmentation

Yash Patel¹*, Yusheng Xie²†, Yi Zhu², Srikar Appalaraju², R. Manmatha²
¹ Visual Recognition Group, Czech Technical University in Prague ² AWS AI Labs
 patelyas@fel.cvut.cz, {yushx, yzaws, srikara, manmatha}@amazon.com

Abstract

Learning to segment images purely by relying on the image-text alignment from web data can lead to sub-optimal performance due to noise in the data. The noise comes from the samples where the associated text does not correlate with the image’s visual content. Instead of purely relying on the alignment from the noisy data, this paper proposes a novel loss function termed SimCon, which accounts for intra-modal similarities to determine the appropriate set of positive samples to align. Further, using multiple views of the image (created synthetically) for training and combining the SimCon loss with it makes the training more robust. This version of the loss is termed MV-SimCon. The empirical results demonstrate that using the proposed loss function leads to consistent improvements on zero-shot, text supervised semantic segmentation and outperforms state-of-the-art by +3.0%, +3.3% and +6.9% on PASCAL VOC, PASCAL Context and MSCOCO, respectively. With test time augmentations, we set a new record by improving these results further to 58.7%, 26.6%, and 33.3% on PASCAL VOC, PASCAL Context, and MSCOCO, respectively. In addition, using the proposed loss function leads to robust training and faster convergence.¹

1. Introduction

The use of data from the web for training visual and language models has been effective for learning visual representations that are useful for downstream tasks. Learning the visual and textual encoders jointly via projecting images and texts to the same learned embedding space allows their direct comparison. It helps in developing open-set and zero-shot classification models [1, 9, 28, 40, 52, 53, 61, 78, 79, 84]. This success has prompted researchers to investigate the use of web data for learning object-level representations for tasks involving dense predictions such as semantic segmentation [75], without fine-tuning on any dense supervi-

*The research was conducted during Y. Patel’s internship at AWS.

†Corresponding author.

¹Code and the trained models will be publicly released.

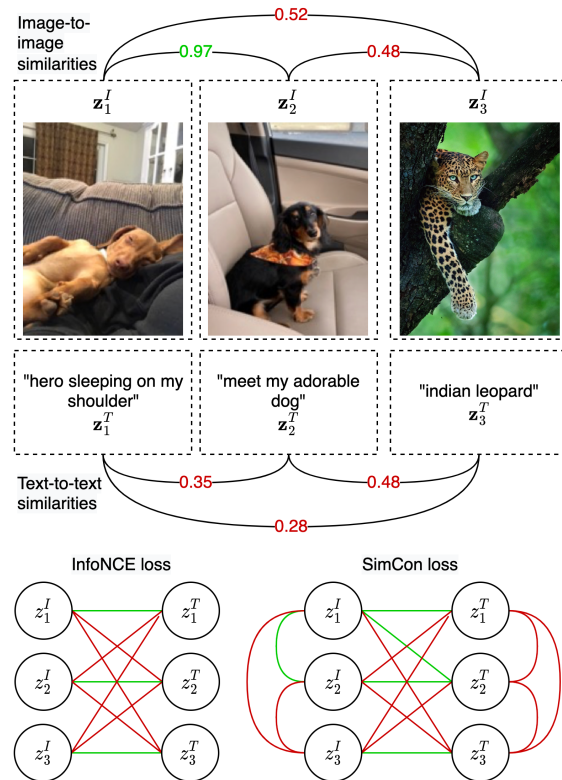


Figure 1. **Top:** In the above image-text samples, the text corresponding to the first image does not contain any information about its visual content. The text for the second image correctly describes the visual content of both the first and the second images. **Bottom:** If we use the InfoNCE loss, only the image and its paired text will be pulled together (green edges), while all other images and captions will be pushed apart (red edges). In SimCon loss, both the first and images will be paired with the text from the second image and pushed away from the first piece of text. The loss function learns this automatically. Best viewed in color.

sion. Whether the focus is on learning global or object-level representations, these approaches rely on the alignment between the images and the co-occurring text for supervision.

The cross-modal alignment for zero-shot image classification or segmentation models is performed via contrastive learning using InfoNCE [23, 68] loss function, which maximizes the mutual information between the image and its

matched text. The loss is computed by using each batch sample as an anchor. In the embedding space, for an anchor image (text), the embedding vector of the corresponding text (image) is pulled closer. In contrast, the embedding vectors of texts (images) from other samples are pushed apart. While this objective has been useful [28, 53, 75], it is prone to noise in the training data, which is typical for samples from the web. Often the text associated with an image does not describe its visual content, may miss the information for objects in the background, or could be ambiguous. As shown in Fig. 1, the caption associated with the first image does not describe the visual content, whereas the caption for the second image describes the visual content of both the first and the second image. Using the InfoNCE loss function for these samples will push apart the embedding vectors of the first image and the second text, leading to sub-optimal representations.

This work focuses on learning a model for text supervised zero-shot semantic segmentation without using any weakly supervised or dense annotations. This paper builds upon the only existing baseline for the task, *i.e.*, GroupViT [75], which suffers from the aforementioned noisy training. To mitigate the issue, this paper proposes a new intra-modal similarity aware contrastive loss function termed *SimCon*. As shown in Fig. 1, the computation of *SimCon* starts by computing the intra-modal image-to-image and text-to-text similarities. For an image as an anchor, a set of positive image samples are assigned if the intra-modal image-to-image similarity is higher than a threshold. For the anchor image, the *SimCon* loss then pulls closer the embedding vectors of the corresponding text, positive image samples, and their corresponding texts and pushes apart the embedding vectors of the remaining images and texts. Similarly, the positives for a text as an anchor are determined based on the intra-modal text-to-text similarities, and the *SimCon* loss pulls the embedding vectors of the corresponding image, positive text samples, and their corresponding images and pushes apart the rest of the text and image embedding vectors.

For visual representation learning, several approaches also use InfoNCE to pull together the embedding vectors from different synthetically generated views of the same image and push apart the embedding vectors from different images. They have shown to be useful for both self-supervised [4, 5, 10, 11, 25] and supervised learning [29]. While *SimCon* loss, as shown in Fig. 1 already accounts for intra-modal relations using the intra-modal similarities, it is methodically extended to account for multiple views of the image, and the setup is termed *MV-SimCon* for brevity. With these systematic improvements, this paper sets a new state-of-the-art for zero-shot semantic segmentation that trains without manually annotated data.

The contributions of this paper are as follows:

- A novel *SimCon* loss with multiple views is introduced

to mitigate the issue of noisy image-text pair training.

- The proposed loss is robust across different data distributions during training and scales with the amount of training data and batch size.
- Extensive empirical results demonstrate the superiority of *MV-SimCon* in terms of faster convergence and better zero-shot segmentation performance.

2. Related Work

Semantic segmentation without dense supervision. Semantic segmentation is a dense prediction task that assigns a semantic label to each pixel. Most methods rely on annotated data to achieve decent segmentation results [7, 8, 12, 31, 36, 64, 73, 85, 86, 88]. Given costly pixel-wise annotations, there have been several attempts to do unsupervised semantic segmentation. One way is to learn representations for each pixel and then perform clustering to obtain dense semantic labels. Earlier work [27, 47] demonstrates the possibility of clustering on small-scale datasets. To facilitate object discovery, recent work has started to incorporate more prior information [13, 17, 69] or better image representations [24, 82, 89]. Yet the performance still lags its supervised counterparts. Another way is to use language supervision as a weak signal. Several recent papers [30, 41, 54, 76, 87] leverage the CLIP model [53] to enable open-set semantic segmentation, but they also require dense supervision. OpenSeg [20] goes one step further by using image-level supervision to learn with class-agnostic mask annotation. Finally, GroupViT [75] shows that semantic segmentation can be done by training a model on web data image-text pairs without mask annotations. In this work, we instantiate our framework using GroupViT but change the training objectives from InfoNCE to the proposed *MV-SimCon*. The goal is to mitigate the noisy image-text supervision in GroupViT training.

Learning visual representations from web data. Web data as a source of supervision has been a promising direction to learn visual representations [21, 22, 34, 49, 50]. With the help of metadata like tags and alt-text, the labeling cost of such datasets can be reduced significantly, which leads to cheaper large-scale datasets. In order to study the effect of data in the deep learning era, YFCC100M [66], JFT300M [65], JFT3B [83], IG3.5B [43] and IG65M [19] were collected and studied. As expected, larger datasets help to learn better visual representations and lead to state-of-the-art results for various vision tasks. With the rise of multi-modality learning, there is a recent trend of using image-text pairs from the web as supervision [28, 40, 53, 70, 79]. Thanks to the larger datasets [58] and larger transformer models [9, 83], these trained models have capabilities, such as zero-shot prediction.

Contrastive loss objectives. Contrastive losses have been applied to a wide variety of data from several domains, e.g., computer vision [4, 10, 11, 25], natural language processing [18, 48], speech and audio [57, 68] and multi-modal [28, 53]. These losses can be used as long as the anchor, positives, and negatives are well-defined. Such losses have widely been studied in the open-set image retrieval literature [45], where the deep embedding is trained on a set of classes, and the retrieval evaluation is performed on unseen classes from the same distribution. The simplest pairwise loss function is the contrastive loss [23], also known as InfoNCE, where the embeddings of the relevant pair of samples are pulled as close as possible, and the non-relevant ones are pushed apart. The triplet loss [63, 71] mimics a ranking objective more closely by training on a triplet pair of an anchor, a positive and a negative sample. Since optimization over all possible combination of samples is not tractable, much attention has been paid to finding informative pairs via sampling [2, 3, 39, 46, 51, 55, 56, 62, 72, 90]. All the above-mentioned loss functions involving approximation of the evaluation metric or sampling have been studied in a uni-modal, supervised setup with class-balance sampling, which is not feasible with the multi-modal data from the web without any semantic labels. Therefore, the standard InfoNCE [23] has been widely adopted to date due to its simplicity. Our work takes motivation from the image retrieval approaches and attempts to find a better sampling strategy for multi-modal contrastive learning, in the absence of semantic labels. We incorporate intra-modal similarities and multiple views to determine adequate positive samples in the noisy data from the web.

Vision-language training with noisy data. Recent approaches, designed mainly for cross-modal retrieval such as ALBEF [33], TCL [77], CodeBook [15], and BLIP [32] also attempt to mitigate noise during training in various ways. While [28, 53, 75] use separate text and image encoders, [15, 32, 33, 77] also use a multi-modal encoder. For noise mitigation, [15, 33, 77] use distillation through an exponentially moving average momentum encoder, whereas [32] curates the training data using additional captioning and filtering models. These approaches are computationally expensive as they require additional models, have only been investigated for tasks requiring global predictions, such as cross-modal retrieval, where their efficacy is marginal.

3. Method

This section revisits GroupViT as a baseline to describe its model architecture and training objectives (Sec. 3.1). Then we introduce our improved contrastive losses by bringing intra-modal similarity (SimCon) (Sec. 3.2) and multi-view (MV-SimCon) into the picture (Sec. 3.3).

3.1. Preliminary

GroupViT. GroupViT [75] is the first work to explore zero-shot transfer from text supervision alone to semantic segmentation without using any pixel-wise labels. The basic idea is to bring back the grouping mechanism [60, 80, 81] into deep transformer networks in a bottom-up manner. Through a hierarchical grouping process, the model learns to grow image regions into progressively larger arbitrary-shaped segments.

To be specific, GroupViT consists of a vision encoder f_θ and a text encoder g_ϕ . The vision encoder is a vision transformer (ViT) with group tokens and grouping block. Given a batch of images and the corresponding texts $\{(I_i, T_i)\}$, where i is the index in the batch size, the batch is sampled from a collection of multi-modal data. During feed-forward, the image is first split into non-overlapping patches and linearly projected into a latent space, which are termed as segment tokens. The segment tokens and the learnable grouping tokens are then fed to the transformer layers. After a set of transformer layers, the segment tokens and the grouping tokens are passed to a grouping block. Within the grouping block, segment tokens are assigned to groups and merged together for further processing. The assignment is done by computing the similarities between the segment tokens and the group tokens and using a differentiable Gumbel-softmax assignment [26, 42]. The merging combines all the segment tokens belonging to the same group and is performed via a weighted sum. In this way, the group tokens can thus learn to aggregate information globally from all segment tokens. The set of transformer layers followed by a grouping block constitutes a stage. Stacking two such stages stacked together gives the final vision encoder. For training, a global representation of the image $\{\mathbf{z}_i^I\} \in \mathbb{R}^d$ is obtained by average pooling the final segment tokens, followed by L_2 -norm. The text encoder is a transformer model and is the same as in [53] and the final normalized text embeddings are denoted as $\{\mathbf{z}_i^T\} \in \mathbb{R}^d$.

Notations. Usually the similarity between any two embedding vectors is computed by the dot product between them and is denoted by $s(\mathbf{z}_i^I, \mathbf{z}_i^T) = \mathbf{z}_i^I \cdot \mathbf{z}_i^T$. Within the batch $B = \{(\mathbf{z}_i^I, \mathbf{z}_i^T)\}$, the similarity between all images and texts is computed and is stored in a $|B| \times |B|$ dimensional matrix \mathbf{S}^{IT} . For brevity, \mathbf{S}_{ij}^{IT} is the similarity between an image with index i and text with index j . Similarly a matrix \mathbf{S}^{II} contains the image-to-image similarities and \mathbf{S}^{TT} text-to-text similarities. The computation of InfoNCE loss involves the temperature controlled exponent of the similarities, and it is represented as $\mathbf{E}_{ij}^{IT} = \exp(\mathbf{z}_i^I \cdot \mathbf{z}_j^T / \tau) = \exp(\mathbf{S}_{ij}^{IT} / \tau)$. Here, τ is a learnable temperature parameter initialized with a value of 0.07 [53, 75]. Similarly the exponent term between two images is represented as \mathbf{E}_{ij}^{II} and between two pieces of text as \mathbf{E}_{ij}^{TT} .

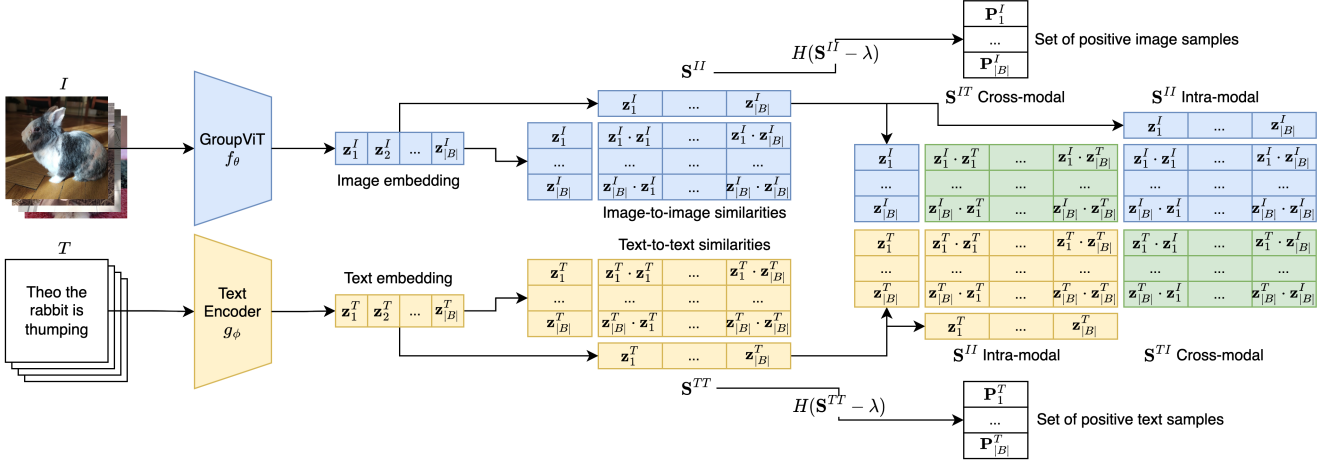


Figure 2. **SimCon Overview.** During training, the sampled images I are passed through the GroupViT model f_θ , and the segment tokens are averaged and normalized to obtain the embedding \mathbf{z}^I . The texts T are passed through the text encoder g_ϕ to obtain the text embedding \mathbf{z}^T . The intra-modal image-to-image \mathbf{S}^{II} and text-to-text \mathbf{S}^{TT} similarities are computed via the cosine distance. The set of positives \mathbf{P}^I and \mathbf{P}^T are determined using the intra-modal similarities by finding the samples with a similarity higher than the threshold λ . This is achieved by passing $\mathbf{S}^{II} - \lambda$ and $\mathbf{S}^{TT} - \lambda$ through a Heaviside step function H , the output 1 determines positives and 0 for negatives. The SimCon loss defined in Eq. (3) and (4) is computed on a joint similarity matrix containing both the intra-modal and cross-modal similarities with the positive and negative relations between the pairs governed by \mathbf{P}^I and \mathbf{P}^T . Blue shows image modality, yellow shows text modality and green shows cross-modal. MV-SimCon follows a similar pipeline with multiple views as elaborated in Sec. 3.3.

InfoNCE loss. With a global representation for both image and text modalities, GroupViT uses InfoNCE loss function that matches an image to the corresponding text and vice versa. InfoNCE loss pulls the representations of the corresponding image and text pairs closer and pushes the representations of non-matching (according to data) text samples apart. This image-text alignment loss jointly trains the visual and the textual encoders, and may be expressed for image-to-text matching as:

$$\mathcal{L}_{\text{NCE}}(I, T) = -\frac{1}{|B|} \sum_{i=1}^{|B|} \log \frac{\mathbf{E}_{ii}^{IT}}{\sum_{j=1}^{|B|} \mathbf{E}_{ij}^{IT}} \quad (1)$$

and similarly for text-to-image matching as:

$$\mathcal{L}_{\text{NCE}}(T, I) = -\frac{1}{|B|} \sum_{i=1}^{|B|} \log \frac{\mathbf{E}_{ii}^{TI}}{\sum_{j=1}^{|B|} \mathbf{E}_{ij}^{TI}} \quad (2)$$

where \mathbf{E}^{TI} is the transpose of \mathbf{E}^{IT} . The overall training loss of GroupViT is a linear combination of Eq. (1) and (2). **Shortcomings of InfoNCE.** Given an image and its corresponding aligned text (according to the groundtruth), InfoNCE loss pulls the image embedding closer to its corresponding text embedding and pushes the other text embeddings away. As shown in Fig. 1, this objective falls short in accounting for noise in the training data where the corresponding text does not contain any or partial information about the visual content of the image. Additionally, InfoNCE does not account for any intra-modal relations. The proposed SimCon loss mitigates this issue as an image is

not only positively matched to the corresponding text, but also to additional images and texts determined via the intra-modal similarities.

Furthermore, the InfoNCE loss function does not account for any relations across different views of the image which has shown to be useful for visual representation learning [4, 5, 10, 11, 25] and is available without any supervision, as these views are synthetically generated by applying augmentations. To add a further training signal, the SimCon loss is systematically extended to use multiple views of the images, termed MV-SimCon. Where the images in each view are positively matched to the text following the SimCon objective and an additional cosine distance loss [10] is used to match the images from different views.

3.2. SimCon Loss

The proposed SimCon loss jointly accounts for intra-modal and cross-modal relations. For an image anchor, the representations of other similar images, texts of these similar images and the corresponding text to the anchor are pulled closer while the rest of the image and text representations are pushed apart. An overview of the process is shown in Fig. 2. The SimCon loss for image-to-text alignment may be expressed as:

$$\begin{aligned} \mathcal{L}_{\text{SimCon}}(I, T, \mathbf{P}^I) &= -\frac{1}{|B|} \sum_{i=1}^{|B|} \frac{1}{|\mathbf{P}_i^I|} \sum_{p \in \mathbf{P}_i^I} \log \frac{\mathbf{E}_{ip}^{IT} + \mathbf{E}_{ip}^{II}}{\sum_{j=1}^{|B|} \mathbf{E}_{ij}^{IT} + \sum_{j=1}^{|B|} \mathbf{E}_{ij}^{II}} \end{aligned} \quad (3)$$

and for text-to-image alignment as:

$$\begin{aligned} \mathcal{L}_{\text{SimCon}}(T, I, \mathbf{P}^T) &= -\frac{1}{|B|} \sum_{i=1}^{|B|} \frac{1}{|\mathbf{P}_i^T|} \sum_{p \in \mathbf{P}_i^T} \log \frac{\mathbf{E}_{ip}^{TI} + \mathbf{E}_{ip}^{TT}}{\sum_{j=1}^{|B|} \mathbf{E}_{ij}^{TI} + \sum_{j=1}^{|B|} \mathbf{E}_{ij}^{TT}} \end{aligned} \quad (4)$$

Here \mathbf{P}_i^I is the set of images that are similar to the image anchor at i and \mathbf{P}_i^T is the set of texts that are similar to the text anchor at i . As shown in Fig. 2, \mathbf{P}^I and \mathbf{P}^T are obtained from the intra-modal similarities as:

$$\begin{aligned} \mathbf{P}^I &= H(\mathbf{S}^{II} - \lambda) \\ \mathbf{P}^T &= H(\mathbf{S}^{TT} - \lambda) \end{aligned} \quad (5)$$

where H is a Heaviside step function with $H(x) = 1$ if $x > 0$, otherwise $H(x) = 0$, thus the values in \mathbf{P}^I and \mathbf{P}^T are binary. λ is a threshold hyper-parameter on the intra-modal similarities. For an image anchor \mathbf{z}_i^I , the positive samples are the ones which have the intra-modal similarity higher than the threshold, *i.e.*, where $\mathbf{P}_i^I = 1$.

3.3. MV-SimCon: SimCon with Multiple Views

The proposed MV-SimCon loss, or SimCon loss with multiple views, enforces consistency across multiple image views obtained via data augmentation. Let I_1 and I_2 be the two views of an image, then the MV-SimCon loss for image to text alignment may be expressed as:

$$\begin{aligned} \mathcal{L}_{\text{MV-SimCon}}(I, T, \mathbf{P}_J^I) &= \mathcal{L}_{\text{SimCon}}(I_1, T, \mathbf{P}_J^I) \\ &\quad + \mathcal{L}_{\text{SimCon}}(I_2, T, \mathbf{P}_J^I) \end{aligned} \quad (6)$$

and for text to image alignment as:

$$\begin{aligned} \mathcal{L}_{\text{MV-SimCon}}(T, I, \mathbf{P}^T) &= \mathcal{L}_{\text{SimCon}}(T, I_1, \mathbf{P}^T) \\ &\quad + \mathcal{L}_{\text{SimCon}}(T, I_2, \mathbf{P}^T) \end{aligned} \quad (7)$$

where \mathbf{P}_J^I is the set of images that are similar to the anchor image in either view and \mathbf{P}^T remains the same as in SimCon loss as no text augmentations are used. \mathbf{P}_J^I for the MV-SimCon loss may be expressed as:

$$\mathbf{P}_J^I = H(\max(\mathbf{S}^{I_1 I_1}, \mathbf{S}^{I_2 I_2}) - \lambda) \quad (8)$$

where $\mathbf{S}^{I_1 I_1}$ are the intra-modal similarities within the first view of the images and $\mathbf{S}^{I_2 I_2}$ within the second view. Note that there are two possibilities, the first is to independently compute the image positives in each view and the second is to compute them jointly across the views. The joint computation of the image positives leads to more number of positives for each image and empirically leads to better performance as shown in the ablations Sec. 4.4.

So far, the MV-SimCon loss aligns the images in both views to the appropriate texts following the SimCon loss.

However, the images in the two views are still not connected. To connect them to each other and for an additional training signal, a negative cosine similarity loss [10] is used between the two views of the image:

$$\mathcal{L}_{\text{NCS}}(I_1, I_2) = -\frac{1}{|B|} \sum_{i=1}^{|B|} \frac{1}{2} p(\mathbf{z}_i^{I_1}) \cdot \text{sg}(\mathbf{z}_i^{I_2}) + \frac{1}{2} p(\mathbf{z}_i^{I_2}) \cdot \text{sg}(\mathbf{z}_i^{I_1}) \quad (9)$$

where sg is the stop-gradient operation and p is a projection head [10]. The overall objective with the MV-SimCon loss is governed by a linear combination of Eq. (6), (7) and (9),

$$\begin{aligned} \mathcal{L}_{\text{final}} &= \mathcal{L}_{\text{MV-SimCon}}(I, T, \mathbf{P}_J^I) \\ &\quad + \mathcal{L}_{\text{MV-SimCon}}(T, I, \mathbf{P}^T) + \mathcal{L}_{\text{NCS}}(I_1, I_2) \end{aligned} \quad (10)$$

The design choices in MV-SimCon are methodically made based on the empirical evidence as studied in Sec. 4.4.

4. Experiments

4.1. Training and Evaluation Datasets

Training datasets. The experiments use Google’s Conceptual Captions GCC3M [59], GCC12M [6], RedCaps12M [14] and filtered YFCC14M [66]. The exact number of samples for these datasets in our version, along with the number of samples in GroupViT [75] implementation, are reported in Tab. 1. Note that the images in these datasets are hosted on a range of sources on the web, where the links change or expire with time. Therefore, the number of samples in our version of the dataset is lower than those in [75]. To investigate the efficacy of the proposed method, we experiment with different numbers of training samples, starting with 3 million from GCC3M to 41 million with all the mentioned datasets combined. Further, we also experiment with different distributions at a similar scale by comparing models trained on GCC12M with ones trained on RedCaps12M.

Dataset	Avg. Length	#Samples Ours	#Samples [75]	% diff.
GCC3M [59]	10.5	2.857M	2.891M	-1.2%
GCC12M [6]	22.4	10.696M	11.156M	-4.1%
Redcaps12M [14]	11.8	11.835M	11.866M	-0.3%
YFCC14M [66]	38.4	14.611M	14.615M	-.03%

Table 1. Datasets used for the training along with the number of samples in our and in GroupViT’s [75] version of the datasets.

Evaluation datasets. The proposed approach is evaluated for the task of zero-shot transfer to semantic segmentation on the validation sets of PASCAL VOC [16], PASCAL Context [44], and Microsoft COCO [35]. They each contain 20, 59, and 80 foreground classes, respectively, with an additional background class. For COCO, following GroupViT [75], the instance segmentation masks from the same class are combined to obtain segmentation masks.

Loss Function	Training Data	PASCAL VOC	PASCAL Context	COCO	Average
InfoNCE [75]	CC3M	16.0	7.20	6.50	9.90
SimCon (Ours)	CC3M	30.4 +14.4%	15.1 +7.90%	12.2 +5.70%	19.2 +9.30%
MV-SimCon (Ours)	CC3M	35.0 +19.0%	17.1 +9.90%	13.4 +6.90%	21.8 +11.9%
InfoNCE [75]	R12M	19.1	11.0	8.9	13.0
SimCon (Ours)	R12M	37.9 +18.8%	18.1 +7.10%	19.5 +10.6%	25.2 +12.2%
MV-SimCon (Ours)	R12M	40.7 +21.6%	19.1 +8.10%	21.6 +12.7%	27.1 +14.1%
InfoNCE [75]	CC12M	41.4	19.6	20.5	27.1
SimCon (Ours)	CC12M	47.1 +5.70%	21.3 +1.70%	22.6 +2.10%	30.3 +3.20%
MV-SimCon (Ours)	CC12M	48.9 +7.50%	23.0 +3.40%	23.8 +3.30%	31.9 +4.80%

Table 2. Zero-shot semantic segmentation results on PASCAL-VOC [16], PASCAL Context [44], and COCO [35] measured with mask mIoU (%) with different training loss functions. Each model is trained independently either on GCC3M [59], RedCaps12M [14], or GCC12M [6] dataset with the same setup. Absolute improvements (%) over the baseline [75] are shown in blue.

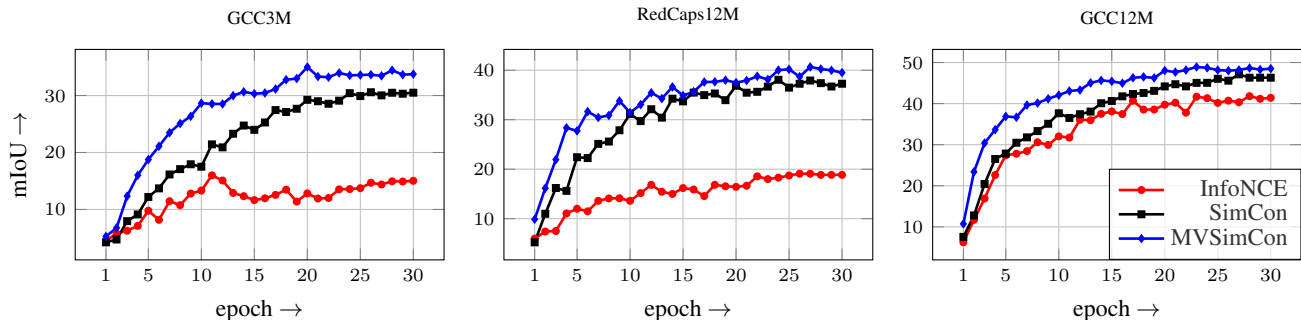


Figure 3. Zero-shot semantic segmentation results on PASCAL VOC [16] measured with mask mIoU (%) after each training epoch.

4.2. Implementation Details

Training. Each model is trained on the specified dataset with a batch size of 2048 for 30 epochs with AdamW optimizer [38]. An initial learning rate of $4e^{-6}$ is linearly warmed up to a maximum learning rate of $1.6e^{-3}$ in the first 2 epochs. Following warmup, the learning rate is decayed via the cosine schedule [37]. All the experiments use 8 NVIDIA-A100 GPUs with 40GB of memory each. The threshold on intra-modal similarity values for determining positive samples in SimCon and MV-SimCon (λ in Eq. (5) and Eq. (8)) is initialized with 0.95 and is decayed using a step schedule by 0.05 after the 2nd and the 15th epochs.

Differences with GroupViT. As noted in Tab. 1, our version of these web-based datasets have fewer samples. Furthermore, due to hardware constraints, all the experiments in this paper are conducted with a batch size of 2048, whereas GroupViT [75] uses a larger batch size of 4096. In vision-language pre-training tasks with contrastive learning, the use of larger batch sizes has been shown to give better results [84]. The effect of batch size on the proposed MV-SimCon is studied in Sec. 4.4 and the supplementary. With these unavoidable differences in the setup, we compare the proposed approach with our reproduction of GroupViT [75] results in the exact same setup [74].

Discussion on Multi-label loss. In addition to InfoNCE loss, GroupViT [75] uses a multi-label contrastive loss function for training. Where the nouns are extracted from the text and fed to a randomly sampled prompt template to con-

struct additional text samples. In the multi-label contrastive loss objective, an image should not only align to the text from the data but also with the auxiliary texts. The use of the multi-label loss function increases the computational requirements as the auxiliary texts are passed through the text encoder. In its default configuration, this generated three auxiliary texts for each sample which restricts the training to datasets that contain long enough texts to extract nouns from, eliminating datasets such as RedCaps12M [14] due to its short average token length as shown in Tab. 1.

In our experiments for the baseline, using multi-label loss increased the computational and GPU memory costs, and either gave similar or worse results. As an example, when trained on GCC12M using InfoNCE loss alone, the model attains mIoU of 41.4% on PASCAL VOC, whereas a model trained with InfoNCE and multi-label loss attains 41.1% (reported in [75]). Additionally, when trained on 27 million samples from GCC3M, GCC12M and YFCC14M, the model achieves a mIoU of 50.3% on PASCAL VOC, whereas the performance degrades to 47.5% when the multi-label loss is used. For these reasons, the multi-label loss is not used in our reproduction of the baseline.

4.3. Evaluation

Independent training datasets. The results by training the model independently on either GCC3M [59], RedCaps12M [14] or GCC12M [6] are shown in Tab. 2, where improvements are observed with the use of every pre-training

Model	Arch.	Pre-training Dataset	Supervision	Zero shot	TTA	PASCAL VOC	PASCAL Context	COCO
DeiT [67]	ViT	ImageNet (1.2M)	class	✗	✗	53.0	35.9	-
DINO [5]	ViT	ImageNet (1.2M)	self	✗	✗	39.1	20.4	-
DINO [5]	ViT	CC3 + CC12 + Y14 (29M)	self	✗	✗	37.6	22.8	-
MoCo [25]	ViT	ImageNet (1.2M)	self	✗	✗	34.3	21.3	-
MoCo [25]	ViT	CC3 + CC12 + Y14 (29M)	self	✗	✗	36.1	23.0	-
InfoNCE [75]	GroupViT	CC3 + CC12 + R12 (27M)	text	✓	✗	50.8	23.7	27.5
InfoNCE + Multi-label [75]	GroupViT	CC3 + CC12 + Y14 (29M)	text	✓	✗	52.3	22.4	24.3
InfoNCE [†] [75]	GroupViT	CC3 + CC12 + R12 (27M)	text	✓	✗	44.7	20.0	23.4
InfoNCE [†] [75]	GroupViT	CC3 + CC12 + Y14 (29M)	text	✓	✗	50.3	21.7	24.6
InfoNCE [†] [75]	GroupViT	CC3 + CC12 + R12 + Y14 (41M)	text	✓	✗	50.5	20.9	23.0
MV-SimCon [†]	GroupViT	CC3 + CC12 + R12 (27M)	text	✓	✗	52.3 +7.60%	24.5 +4.50%	27.7 +4.30%
MV-SimCon [†]	GroupViT	CC3 + CC12 + Y14 (29M)	text	✓	✗	52.4 +2.10%	22.2 +0.50%	26.6 +2.00%
MV-SimCon [†]	GroupViT	CC3 + CC12 + R12 + Y14 (41M)	text	✓	✗	53.5 +3.00%	24.2 +3.30%	29.9 +6.90%
InfoNCE [†] [75]	GroupViT	CC3 + CC12 + R12 + Y14 (41M)	text	✓	✓	53.2	22.7	24.8
MV-SimCon [†]	GroupViT	CC3 + CC12 + R12 + Y14 (41M)	text	✓	✓	58.7 +5.50%	26.6 +3.90%	33.3 +8.50%

Table 3. Mask mIoU (%) on PASCAL-VOC [16], PASCAL Context [44] and COCO [35] datasets. Comparisons between zero-shot and fully supervised transfer. Zero-shot "✓" indicates transfer to semantic segmentation without any fine-tuning. Absolute improvements (%) over the baseline [75] are shown in blue. The authors of this paper train all models that are marked with a † with the same data and batch size. In gray are the models trained by the authors of [75] with different versions of the data and a higher batch size as noted in Sec. 4.2. TTA "✓" indicates the use of test time augmentations for inference such as flip, multiple scales, and evaluation at higher resolution.

dataset and across all evaluation datasets. The proposed SimCon loss function shows a substantial improvement ranging from an average gain of 3.2% to 9.3%. The proposed MV-SimCon setup demonstrates additional improvements on top of SimCon. Note that most of the improvements come from using SimCon with MV-SimCon adding an additional 0.4% to 2.6% to the average performance. While InfoNCE achieves an average performance of 27.1% mIoU when training on GCC12M, it only attains an average performance of 13.0% mIoU when training on RedCaps12M, which is of a similar scale in terms of the number of samples. This result shows that training with the InfoNCE loss is highly sensitive to data distribution. On the other hand, the proposed MV-SimCon attains 31.9% mIoU average performance when trained on GCC12M and 27.1% mIoU average performance when trained on RedCaps12M, which demonstrates the robustness of MV-SimCon across different data distributions at the same scale.

The performance on PASCAL VOC [16] measured after each training epoch is shown in Fig. 3. MV-SimCon converges faster than SimCon, while both SimCon and MV-SimCon improve and converge faster than InfoNCE. When training on GCC3M, SimCon and MV-SimCon outperform the final performance of InfoNCE (after 30 epochs) after only 7 and 3 epochs of training, respectively. Similar observations were made while training on RedCaps12M. On GCC12M, MV-SimCon improves the fastest.

Combining training datasets. Results by training the model on different combinations of training datasets, along with comparisons to fully supervised transfer, are shown in Tab. 3. For these experiments, GCC3M and GCC12M are always used and are combined with either RedCaps12M or YFCC14M or both. Under the same training setup, *i.e.*, the same batch size and training dataset version, the pro-

posed MV-SimCon consistently outperforms InfoNCE loss on all evaluation datasets. Note that increasing the number of training samples from 29 million to 41 million for InfoNCE marginally improves the results on PASCAL VOC and degrades the results on PASCAL Context and COCO. Furthermore, the performance on all evaluation datasets is worse, with 27 million in training samples. On the other hand, MV-SimCon is more robust to the domain distribution at a comparable number of training samples, and the improvements hold with an increased number of training samples. In comparison to the models trained by the authors of GroupViT [75] with a higher batch size and more training samples in each dataset, the proposed MV-SimCon demonstrates higher scores with smaller batch size and less data. The last two rows on Tab. 3 show results with test time augmentations and higher resolution for inference. Additional results and details are in the supplementary.

Qualitative Results. Visualization of semantic segmentation predictions from different models is shown in Fig. 4. The models trained with 41 million samples perform better than those trained with 12 million samples for both loss functions. With the same number of training samples, the grouping with MV-SimCon is better and does not have an overly enlarged mask or holes in the mask. Further, the model trained with InfoNCE misses certain semantic classes completely, an issue which is mitigated to some extent with MV-SimCon. More visualizations, including failure cases, are presented in the supplementary.

4.4. Effect of design choices in MV-SimCon

Ablation. The effect of design choices in MV-SimCon are summarized in Tab. 4. The experiments were conducted by training on GCC3M and evaluating the models on PASCAL VOC. It can be seen that most of the improvements come




Figure 4. Qualitative results with models trained on 12 and 41 million samples. The 12M setup is trained on GCC12M [6] dataset, and the 41M setup is trained on a combination of all datasets in Tab. 1. Best viewed in color and by zooming in to see the predicted class.

from using SimCon loss (row-1 vs. row-2). Naively adding multiple views to SimCon, by aligning the images in each view to the text improves the results marginally (row-2 vs. row-3). Adding the negative cosine similarity (NCS) loss between the two views of the image (Eq. (9)) improves the results further by 1.2% (row-3 vs. row-4). Adding joint computation of the image positives (Eq. (8)) improves the results by 2.7% (row-4 vs. row-5). Note that joint image positives refer to the setup when the positive samples for images are assigned if the intra-modal similarity is higher than the threshold in either view.

SimCon	Multiple views	NCS	Joint image positives	PASCAL VOC
✗	✗	✗	✗	16.0
✓	✗	✗	✗	30.4
✓	✓	✗	✗	31.1
✓	✓	✓	✗	32.3
✓	✓	✓	✓	35.0

Table 4. Effect of the design choices in MV-SimCon. All the experiments are conducted by training on GCC3M dataset.

Effect of batch size. Results with varying the batch size are shown in Fig. 5. Increasing the batch size improves the results. As noted in Sec. 4.2, our main experiments are with a batch size of 2048, whereas the [75] uses 4096. This study

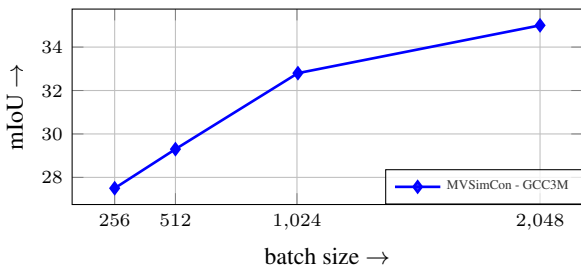


Figure 5. Effect of batch size on GCC3M. x-axis is the batch size and y-axis is the mIoU (in %) on PASCAL VOC dataset.

justifies the lower results for the baseline [75] in our experiments than the ones reported by the authors. Based on the trend in Fig. 5, using a higher batch size will improve performance for both our approach and the baseline. However, all the comparisons made in our experiments are fair and were conducted with the same batch size and data.

5. Conclusions

A novel loss function termed SimCon is proposed, where an image (text) sample should not only align to the corresponding text (image) but also with the text from samples that are similar in the visual (textual) space. Training is further made robust by combining the SimCon loss with multiple views in the visual domain. The empirical results demonstrate that the use of the proposed MV-SimCon loss function leads to SOTA results on zero-shot semantic seg-

mentation, along with faster convergence.

References

- [1] Jean-Baptiste Alayrac, Jeff Donahue, Pauline Luc, Antoine Miech, Iain Barr, Yana Hasson, Karel Lenc, Arthur Mensch, Katie Millican, Malcolm Reynolds, et al. Flamingo: a visual language model for few-shot learning. *arXiv preprint arXiv:2204.14198*, 2022. 1
- [2] Andrew Brown, Weidi Xie, Vicky Kalogeiton, and Andrew Zisserman. Smooth-ap: Smoothing the path towards large-scale image retrieval. In *ECCV*, 2020. 3
- [3] Fatih Cakir, Kun He, Xide Xia, Brian Kulis, and Stan Sclaroff. Deep metric learning to rank. In *CVPR*, 2019. 3
- [4] Mathilde Caron, Ishan Misra, Julien Mairal, Priya Goyal, Piotr Bojanowski, and Armand Joulin. Unsupervised learning of visual features by contrasting cluster assignments. *NeurIPS*, 2020. 2, 3, 4
- [5] Mathilde Caron, Hugo Touvron, Ishan Misra, Hervé Jégou, Julien Mairal, Piotr Bojanowski, and Armand Joulin. Emerging properties in self-supervised vision transformers. In *ICCV*, 2021. 2, 4, 7
- [6] Soravit Changpinyo, Piyush Sharma, Nan Ding, and Radu Soricut. Conceptual 12m: Pushing web-scale image-text pre-training to recognize long-tail visual concepts. In *CVPR*, 2021. 5, 6, 8
- [7] Liang-Chieh Chen, George Papandreou, Iasonas Kokkinos, Kevin Murphy, and Alan L Yuille. Deeplab: Semantic image segmentation with deep convolutional nets, atrous convolution, and fully connected crfs. *TPAMI*, 2017. 2
- [8] Liang-Chieh Chen, George Papandreou, Florian Schroff, and Hartwig Adam. Rethinking atrous convolution for semantic image segmentation. *arXiv preprint arXiv:1706.05587*, 2017. 2
- [9] Xi Chen et al. PaLI: A Jointly-Scaled Multilingual Language-Image Model. *arXiv preprint arXiv:2209.06794*, 2022. 1, 2
- [10] Xinlei Chen and Kaiming He. Exploring simple siamese representation learning. In *CVPR*, 2021. 2, 3, 4, 5
- [11] Xinlei Chen, Saining Xie, and Kaiming He. An empirical study of training self-supervised vision transformers. In *ICCV*, 2021. 2, 3, 4
- [12] Bowen Cheng, Alex Schwing, and Alexander Kirillov. Pixel classification is not all you need for semantic segmentation. In *NeurIPS*, 2021. 2
- [13] Jang Hyun Cho, Utkarsh Mall, Kavita Bala, and Bharath Hariharan. PiCIE: Unsupervised Semantic Segmentation using Invariance and Equivariance in Clustering. In *CVPR*, 2021. 2
- [14] Karan Desai, Gaurav Kaul, Zubin Aysola, and Justin Johnson. Redcaps: Web-curated image-text data created by the people, for the people. *arXiv preprint arXiv:2111.11431*, 2021. 5, 6
- [15] Jiali Duan, Liqun Chen, Son Tran, Jinyu Yang, Yi Xu, Belinda Zeng, and Trishul Chilimbi. Multi-modal alignment using representation codebook. In *CVPR*, 2022. 3
- [16] M. Everingham, L. Van Gool, C. K. I. Williams, J. Winn, and A. Zisserman. The PASCAL visual object classes (VOC) challenge. *IJCV*, 2010. 5, 6, 7
- [17] Wouter Van Gansbeke, Simon Vandenhende, and Luc Van Gool. Discovering Object Masks with Transformers for Unsupervised Semantic Segmentation. *arXiv preprint arXiv:2206.06363*, 2022. 2
- [18] Tianyu Gao, Xingcheng Yao, and Danqi Chen. SimCSE: Simple Contrastive Learning of Sentence Embeddings. In *EMNLP*, 2021. 3
- [19] Deepti Ghadiyaram, Matt Feiszli, Du Tran, Xueting Yan, Heng Wang, and Dhruv Mahajan. Large-scale weakly-supervised pre-training for video action recognition. In *CVPR*, 2019. 2
- [20] Golnaz Ghiasi, Xiuye Gu, Yin Cui, and Tsung-Yi Lin. Scaling open-vocabulary image segmentation with image-level labels. In *ECCV*, 2022. 2
- [21] Lluís Gomez, Yash Patel, Marçal Rusinol, Dimosthenis Karatzas, and CV Jawahar. Self-supervised learning of visual features through embedding images into text topic spaces. In *CVPR*, 2017. 2
- [22] Albert Gordo and Diane Larlus. Beyond instance-level image retrieval: Leveraging captions to learn a global visual representation for semantic retrieval. In *CVPR*, 2017. 2
- [23] Raia Hadsell, Sumit Chopra, and Yann LeCun. Dimensionality reduction by learning an invariant mapping. In *CVPR*, 2006. 1, 3
- [24] Mark Hamilton, Zhoutong Zhang, Bharath Hariharan, Noah Snavely, and William T. Freeman. Unsupervised Semantic Segmentation by Distilling Feature Correspondences. In *ICLR*, 2022. 2
- [25] Kaiming He, Haoqi Fan, Yuxin Wu, Saining Xie, and Ross Girshick. Momentum contrast for unsupervised visual representation learning. In *CVPR*, 2020. 2, 3, 4, 7
- [26] Eric Jang, Shixiang Gu, and Ben Poole. Categorical reparameterization with gumbel-softmax. *ICLR*, 2017. 3
- [27] Xu Ji, João F. Henriques, and Andrea Vedaldi. Invariant Information Clustering for Unsupervised Image Classification and Segmentation. In *ICCV*, 2019. 2
- [28] Chao Jia, Yinfei Yang, Ye Xia, Yi-Ting Chen, Zarana Parekh, Hieu Pham, Quoc V. Le, Yunhsuan Sung, Zhen Li, and Tom Duerig. Scaling Up Visual and Vision-Language Representation Learning With Noisy Text Supervision. In *ICML*, 2021. 1, 2, 3
- [29] Prannay Khosla, Piotr Teterwak, Chen Wang, Aaron Sarna, Yonglong Tian, Phillip Isola, Aaron Maschiot, Ce Liu, and Dilip Krishnan. Supervised contrastive learning. *NeurIPS*, 2020. 2
- [30] Boyi Li, Kilian Q Weinberger, Serge Belongie, Vladlen Koltun, and Rene Ranftl. Language-driven semantic segmentation. In *ICLR*, 2022. 2
- [31] Feng Li, Hao Zhang, Shilong Liu, Lei Zhang, Lionel M Ni, Heung-Yeung Shum, et al. Mask dino: Towards a unified transformer-based framework for object detection and segmentation. *arXiv preprint arXiv:2206.02777*, 2022. 2
- [32] Junnan Li, Dongxu Li, Caiming Xiong, and Steven Hoi. Blip: Bootstrapping language-image pre-training for uni-

- fied vision-language understanding and generation. *arXiv preprint arXiv:2201.12086*, 2022. 3
- [33] Junnan Li, Ramprasaath Selvaraju, Akhilesh Gotmare, Shafiq Joty, Caiming Xiong, and Steven Chu Hong Hoi. Align before fuse: Vision and language representation learning with momentum distillation. *NeurIPS*, 2021. 3
- [34] Wen Li, Limin Wang, Wei Li, Eirikur Agustsson, and Luc Van Gool. WebVision Database: Visual Learning and Understanding from Web Data. *arXiv preprint arXiv:1708.02862*, 2017. 2
- [35] Tsung-Yi Lin, Michael Maire, Serge Belongie, James Hays, Pietro Perona, Deva Ramanan, Piotr Dollár, and C Lawrence Zitnick. Microsoft coco: Common objects in context. In *ECCV*, 2014. 5, 6, 7
- [36] Jonathan Long, Evan Shelhamer, and Trevor Darrell. Fully convolutional networks for semantic segmentation. In *CVPR*, 2015. 2
- [37] Ilya Loshchilov and Frank Hutter. Sgdr: Stochastic gradient descent with warm restarts. *arXiv preprint arXiv:1608.03983*, 2016. 6
- [38] Ilya Loshchilov and Frank Hutter. Decoupled weight decay regularization. *arXiv preprint arXiv:1711.05101*, 2017. 6
- [39] Jing Lu, Chaofan Xu, Wei Zhang, Ling-Yu Duan, and Tao Mei. Sampling wisely: Deep image embedding by top-k precision optimization. In *ICCV*, 2019. 3
- [40] Yuan Lu et al. Florence: A New Foundation Model for Computer Vision. *arXiv preprint arXiv:2111.11432*, 2021. 1, 2
- [41] Timo Lüddecke and Alexander Ecker. Image segmentation using text and image prompts. In *CVPR*, 2022. 2
- [42] Chris J Maddison, Andriy Mnih, and Yee Whye Teh. The concrete distribution: A continuous relaxation of discrete random variables. *arXiv preprint arXiv:1611.00712*, 2016. 3
- [43] Dhruv Mahajan, Ross Girshick, Vignesh Ramanathan, Kaiming He, Manohar Paluri, Yixuan Li, Ashwin Bharambe, and Laurens van der Maaten. Exploring the Limits of Weakly Supervised Pretraining. In *ECCV*, 2018. 2
- [44] Roozbeh Mottaghi, Xianjie Chen, Xiaobai Liu, Nam-Gyu Cho, Seong-Whan Lee, Sanja Fidler, Raquel Urtasun, and Alan Yuille. The role of context for object detection and semantic segmentation in the wild. In *CVPR*, 2014. 5, 6, 7
- [45] Kevin Musgrave, Serge Belongie, and Ser-Nam Lim. A metric learning reality check. In *ECCV*, 2020. 3
- [46] Hyun Oh Song, Yu Xiang, Stefanie Jegelka, and Silvio Savarese. Deep metric learning via lifted structured feature embedding. In *CVPR*, 2016. 3
- [47] Yassine Ouali, Céline Hudelot, and Myriam Tami. Autoregressive Unsupervised Image Segmentation. In *ECCV*, 2020. 2
- [48] Xiao Pan, Mingxuan Wang, Liwei Wu, and Lei Li. Contrastive Learning for Many-to-many Multilingual Neural Machine Translation. In *ACL*, 2021. 3
- [49] Yash Patel, Lluís Gomez, Raul Gomez, Marçal Rusiñol, Dimosthenis Karatzas, and CV Jawahar. Texttopinet-self-supervised learning of visual features through embedding images on semantic text spaces. *arXiv preprint arXiv:1807.02110*, 2018. 2
- [50] Yash Patel, Lluís Gomez, Marçal Rusiñol, Dimosthenis Karatzas, and CV Jawahar. Self-supervised visual representations for cross-modal retrieval. In *ICMR*, 2019. 2
- [51] Yash Patel, Giorgos Tolias, and Jiří Matas. Recall@ k surrogate loss with large batches and similarity mixup. In *CVPR*, 2022. 3
- [52] Hieu Pham, Zihang Dai, Golnaz Ghiasi, Kenji Kawaguchi, Hanxiao Liu, Adams Wei Yu, Jiahui Yu, Yi-Ting Chen, Minh-Thang Luong, Yonghui Wu, et al. Combined scaling for open-vocabulary image classification. *arXiv preprint arXiv: 2111.10050*, 2021. 1
- [53] Alec Radford, Jong Wook Kim, Chris Hallacy, Aditya Ramesh, Gabriel Goh, Sandhini Agarwal, Girish Sastry, Amanda Askell, Pamela Mishkin, Jack Clark, Gretchen Krueger, and Ilya Sutskever. Learning Transferable Visual Models From Natural Language Supervision. In *ICML*, 2021. 1, 2, 3
- [54] Yongming Rao, Wenliang Zhao, Guangyi Chen, Yansong Tang, Zheng Zhu, Guan Huang, Jie Zhou, and Jiwen Lu. Denseclip: Language-guided dense prediction with context-aware prompting. In *CVPR*, 2022. 2
- [55] Michal Rolínek, Vít Musil, Anselm Paulus, Marin Vlastelica, Claudio Michaelis, and Georg Martius. Optimizing rank-based metrics with blackbox differentiation. In *CVPR*, 2020. 3
- [56] Karsten Roth, Timo Milbich, Samarth Sinha, Prateek Gupta, Bjorn Ommer, and Joseph Paul Cohen. Revisiting training strategies and generalization performance in deep metric learning. In *ICML*, 2020. 3
- [57] Aaqib Saeed, David Grangier, and Neil Zeghidour. Contrastive Learning of General-Purpose Audio Representations. In *ICASSP*, 2021. 3
- [58] Christoph Schuhmann, Richard Vencu, Romain Beaumont, Robert Kaczmarczyk, Clayton Mullis, Aarush Katta, Theo Coombes, Jenia Jitsev, and Aran Komatsuzaki. LAION-400M: Open Dataset of CLIP-Filtered 400 Million Image-Text Pairs. *arXiv preprint arXiv:2111.02114*, 2021. 2
- [59] Piyush Sharma, Nan Ding, Sebastian Goodman, and Radu Soricut. Conceptual captions: A cleaned, hypernymed, image alt-text dataset for automatic image captioning. In *ACL*, 2018. 5, 6
- [60] Jianbo Shi and Jitendra Malik. Normalized cuts and image segmentation. *CVPR*, 1997. 3
- [61] Amanpreet Singh, Ronghang Hu, Vedanuj Goswami, Guillaume Couairon, Wojciech Galuba, Marcus Rohrbach, and Douwe Kiela. Flava: A foundational language and vision alignment model. In *CVPR*, 2022. 1
- [62] Kihyuk Sohn. Improved deep metric learning with multi-class n-pair loss objective. In *NeurIPS*, 2016. 3
- [63] Eleftherios Spyromitros-Xioufis, Symeon Papadopoulos, Ioannis Kompatsiaris, Grigorios Tsoumikas, and Ioannis Vlahavas. A comprehensive study over VLAD and product quantization in large-scale image retrieval. *IEEE TMM*, 2014. 3
- [64] Robin Strudel, Ricardo Garcia, Ivan Laptev, and Cordelia Schmid. Segmenter: Transformer for semantic segmentation. In *ICCV*, 2021. 2

- [65] Chen Sun, Abhinav Shrivastava, Saurabh Singh, and Abhinav Gupta. Revisiting Unreasonable Effectiveness of Data in Deep Learning Era. In *ICCV*, 2017. 2
- [66] Bart Thomee, David A. Shamma, Gerald Friedland, Benjamin Elizalde, Karl Ni, Douglas Poland, Damian Borth, and Li-Jia Li. YFCC100M: The New Data in Multimedia Research. *arXiv preprint arXiv:1503.01817*, 2015. 2, 5
- [67] Hugo Touvron, Matthieu Cord, Matthijs Douze, Francisco Massa, Alexandre Sablayrolles, and Hervé Jégou. Training data-efficient image transformers & distillation through attention. In *ICML*, 2021. 7
- [68] Aäron van den Oord, Yazhe Li, and Oriol Vinyals. Representation Learning with Contrastive Predictive Coding. *arXiv preprint arXiv:1807.03748*, 2018. 1, 3
- [69] Wouter Van Gansbeke, Simon Vandenhende, Stamatios Georgoulis, and Luc Van Gool. Unsupervised Semantic Segmentation by Contrasting Object Mask Proposals. In *ICCV*, 2021. 2
- [70] Wenhui Wang, Hangbo Bao, Li Dong, Johan Bjorck, Zhiliang Peng, Qiang Liu, Kriti Aggarwal, Owais Khan Mohammed, Saksham Singhal, Subhojit Som, and Furu Wei. Image as a Foreign Language: BEiT Pretraining for All Vision and Vision-Language Tasks. *arXiv preprint arXiv:2208.10442*, 2022. 2
- [71] Kilian Q Weinberger and Lawrence K Saul. Distance metric learning for large margin nearest neighbor classification. *Journal of machine learning research*, 2009. 3
- [72] Chao-Yuan Wu, R Manmatha, Alexander J Smola, and Philipp Krahenbuhl. Sampling matters in deep embedding learning. In *ICCV*, 2017. 3
- [73] Enze Xie, Wenhui Wang, Zhiding Yu, Anima Anandkumar, Jose M Alvarez, and Ping Luo. Segformer: Simple and efficient design for semantic segmentation with transformers. *NeurIPS*, 2021. 2
- [74] Jiarui Xu. GroupViT Official Implementation. <https://github.com/NVlabs/GroupViT>, 2022. 6
- [75] Jiarui Xu, Shalini De Mello, Sifei Liu, Wonmin Byeon, Thomas Breuel, Jan Kautz, and Xiaolong Wang. Groupvit: Semantic segmentation emerges from text supervision. In *CVPR*, 2022. 1, 2, 3, 5, 6, 7, 8
- [76] Mengde Xu, Zheng Zhang, Fangyun Wei, Yutong Lin, Yue Cao, Han Hu, and Xiang Bai. A simple baseline for open-vocabulary semantic segmentation with pre-trained vision-language model. In *ECCV*, 2022. 2
- [77] Jinyu Yang, Jiali Duan, Son Tran, Yi Xu, Sampath Chanda, Liqun Chen, Belinda Zeng, Trishul Chilimbi, and Junzhou Huang. Vision-language pre-training with triple contrastive learning. In *CVPR*, 2022. 3
- [78] Lewei Yao, Runhui Huang, Lu Hou, Guansong Lu, Minzhe Niu, Hang Xu, Xiaodan Liang, Zhenguo Li, Xin Jiang, and Chunjing Xu. Filip: Fine-grained interactive language-image pre-training. *arXiv preprint arXiv:2111.07783*, 2021. 1
- [79] Jiahui Yu, Zirui Wang, Vijay Vasudevan, Legg Yeung, Mojtaba Seyedhosseini, and Yonghui Wu. CoCa: Contrastive Captioners are Image-Text Foundation Models. *arXiv preprint arXiv:2205.01917*, 2022. 1, 2
- [80] Stella X. Yu, Ralph Gross, and Jianbo Shi. Concurrent object recognition and segmentation by graph partitioning. In *NeurIPS*, 2002. 3
- [81] Stella X. Yu and Jianbo Shi. Grouping with bias. In *NeurIPS*, 2001. 3
- [82] Andrii Zadaianchuk, Matthaeus Kleindessner, Yi Zhu, Francesco Locatello, and Thomas Brox. Unsupervised Semantic Segmentation with Self-supervised Object-centric Representations. *arXiv preprint arXiv:2207.05027*, 2022. 2
- [83] Xiaohua Zhai, Alexander Kolesnikov, Neil Houlsby, and Lucas Beyer. Scaling Vision Transformers. In *CVPR*, 2022. 2
- [84] Xiaohua Zhai, Xiao Wang, Basil Mustafa, Andreas Steiner, Daniel Keysers, Alexander Kolesnikov, and Lucas Beyer. Lit: Zero-shot transfer with locked-image text tuning. In *CVPR*, 2022. 1, 6
- [85] Hengshuang Zhao, Jianping Shi, Xiaojuan Qi, Xiaogang Wang, and Jiaya Jia. Pyramid scene parsing network. In *CVPR*, 2017. 2
- [86] Sixiao Zheng, Jiachen Lu, Hengshuang Zhao, Xiatian Zhu, Zekun Luo, Yabiao Wang, Yanwei Fu, Jianfeng Feng, Tao Xiang, Philip HS Torr, et al. Rethinking semantic segmentation from a sequence-to-sequence perspective with transformers. In *CVPR*, 2021. 2
- [87] Chong Zhou, Chen Change Loy, and Bo Dai. Extract free dense labels from clip. In *ECCV*, 2022. 2
- [88] Yi Zhu, Zhongyue Zhang, Chongruo Wu, Zhi Zhang, Tong He, Hang Zhang, R. Manmatha, Mu Li, and Alexander Smola. Improving Semantic Segmentation via Efficient Self-Training. *PAMI*, 2021. 2
- [89] Adrian Ziegler and Yuki M Asano. Self-Supervised Learning of Object Parts for Semantic Segmentation. In *CVPR*, 2022. 2
- [90] Mohammadreza Zolfaghari, Yi Zhu, Peter Gehler, and Thomas Brox. Crossclr: Cross-modal contrastive learning for multi-modal video representations. In *ICCV*, 2021. 3