
Federated Variational Inference Methods for Structured Latent Variable Models

Conor Hassan^{1,2} Robert Salomone^{1,3} Kerrie Mengersen^{1,2}

Abstract

Federated learning methods, that is, methods that perform model training using data situated across different sources, whilst simultaneously not having the data leave their original source, are of increasing interest in a number of fields. However, despite this interest, the classes of models for which easily-applicable and sufficiently general approaches are available is limited, excluding many structured probabilistic models. We present a general yet elegant resolution to the aforementioned issue. The approach is based on adopting structured variational inference, an approach widely used in Bayesian machine learning, to the federated setting. Additionally, a communication-efficient variant analogous to the canonical *FedAvg* algorithm is explored. The effectiveness of the proposed algorithms are demonstrated, and their performance is compared on Bayesian multinomial regression, topic modelling, and mixed model examples.

1. Introduction

Federated learning (FL) is an algorithm class that allows for distributed machine learning across multiple data sources without requiring aggregation of data in a single location (McMahan et al., 2017; Kairouz et al., 2021). FL approaches involve multiple communication rounds of information between respective data sources, referred to herein as *silos*, and a centralized *server*. FL has significant potential for real-world applications that require secure, privacy-preserving models such as in healthcare (Rieke et al., 2020; Xu et al., 2021), mobile computing (Lim et al., 2020), internet-of-things (Khan et al., 2021), and other scenarios where data exists across multiple locations but can not be directly shared.

This work considers specifically the setting of federated learning for *probabilistic* models involving latent variables, which has been the subject of investigation to date in the particular setting of fully-*Bayesian* models. These directly incorporate parameter uncertainty via modelling model parameters as latent variables (see, e.g., (Gelman & Hill, 2006)). Such a setting comes with unique challenges for federated learning as it necessitates its own collection of Bayesian inference methods, which take various forms. These methods often involve *stochastic gradient Langevin dynamics* (SGLD) (Vono et al., 2022; Kotelevskii et al., 2022). *Federated posterior averaging* (Al-Shedivat et al., 2021) runs an MCMC scheme on individual silos and averages their summary information on the server, repeating this process over multiple communication rounds to approximate the maximum a posteriori (MAP) estimate. An intermediate approach (Jordan et al., 2018) is to construct a *surrogate likelihood* of the complete data set via an arbitrarily-specified number of communication steps. Not all distributed methods for probabilistic inference use multiple communication rounds. For example, many distributed MCMC approaches (for example, (Wang et al., 2015; Neiswanger et al., 2014; Scott et al., 2016)) combine individually-fit model posteriors, requiring only a single communication step from each local node.

However, the collection of existing algorithms restrict the types of appropriate models. To the authors' knowledge, there exist no easily applicable methods for models that do not possess the structure of having *all* model parameters and latent variables depend on all data observations across all silos. While this structure (illustrated in Figure 1, center and rightmost) is satisfied by *generalized linear models*, *neural networks*, and *Gaussian process* regression, it excludes a considerable number of potential models of interest. This work aims to significantly extend both the class of models *and* types of inference for which federated approaches are possible via a general and easily applicable approach involving variational inference techniques. The setting considered

¹Centre for Data Science, Queensland University of Technology, Brisbane, Australia ²School of Mathematical Sciences, Queensland University of Technology, Brisbane, Australia ³School of Computer Science, Queensland University of Technology, Brisbane, Australia. Correspondence to: Conor Hassan <conordhasan@gmail.com>.

is probabilistic graphical models of the form

$$\mathbf{Z}_G \sim p_{\theta}(\mathbf{Z}_G), \quad (1)$$

$$\mathbf{Z}_{L_j} | \mathbf{Z}_G \stackrel{\text{ind}}{\sim} p_{\theta}(\mathbf{Z}_{L_j} | \mathbf{Z}_G), \quad j = 1, \dots, J \quad (2)$$

$$\mathbf{y}_j | \mathbf{Z}_G, \mathbf{Z}_{L_j} \stackrel{\text{ind}}{\sim} p_{\theta}(\mathbf{y}_j | \mathbf{Z}_{L_j}, \mathbf{Z}_G), \quad j = 1, \dots, J. \quad (3)$$

Above, \mathbf{Z}_G and the collection of \mathbf{Z}_{L_j} are *latent* variables, referred to as *global* and *local* latent variables, respectively. The vector θ is a trainable parameter that parametrizes the probability model. The above presentation is designed with maximal generality in mind, but note that in many instances different aspects of the model will use different subsets of θ , or perhaps not depend on it at all. For example, we may have $\theta = (\theta_G^{\top}, \theta_L^{\top})^{\top}$, where θ_G are prior hyperparameters for the global variables, and θ_L are different prior hyperparameters for the individual local variables.

In the sequel, the dimension of \mathbf{Z}_G and each \mathbf{Z}_{L_j} are denoted n_G and n_{L_j} , respectively. Note that each j indexes individual silo-level data \mathbf{y}_j (which may further decompose into individual observations) and associated silo-level latent variables \mathbf{Z}_{L_j} . The objective of interest is simultaneously optimizing the marginal likelihood

$$p_{\theta}(\mathbf{y}) = \int p_{\theta}(z_G) \prod_{j=1}^J p_{\theta}(\mathbf{y}_j, z_{L_j} | z_G) dz_{L_j} dz_G, \quad (4)$$

with respect to model parameters θ , whilst also obtaining posterior inferences regarding the distribution of $\mathbf{Z}_G, \mathbf{Z}_{L_1}, \dots, \mathbf{Z}_{L_J} | \mathbf{y}$. Note that in the case that $\theta = \emptyset$, the task reduces to performing fully-Bayesian inference for the posterior distribution over the set of all latent variables. Although $\mathbf{Z}_{L_j} | \mathbf{Z}_G$ must be conditionally independent, we do not require that they are identically distributed. The same holds for the distribution of each $\mathbf{y}_j | \mathbf{Z}_G, \mathbf{Z}_{L_j}$. The above setting is quite general and includes many classes of models. Some examples include hierarchical mixed models (Gelman & Hill, 2006), deep latent Gaussian models and variational autoencoders (Kingma & Welling, 2014; Rezende et al., 2014), topic models in the latent Dirichlet allocation family (Blei et al., 2003; Srivastava & Sutton, 2017), and FedPop (Kotelevskii et al., 2022), to name a few.

A further point of note is that due to the particular type of models under consideration, the interest is in a *generalized* federated learning setting where neither the data nor information regarding the posterior approximation of any local latent variables leaves its original siloed location. The goal, hitherto unconsidered in the literature to the authors' knowledge, is to collaboratively estimate global parameters θ and global latent variables \mathbf{Z}_G , yet simultaneously protect information about local latent variables \mathbf{Z}_{L_j} and data \mathbf{y}_j . The motivation for this additional restriction is that

confidential estimation of \mathbf{Z}_{L_j} is critical due to inferences of such latent variables containing information regarding a small proportion of observed data points. This information is potentially as sensitive as the data itself. The distinction between previous settings is illustrated in Figure 1.

This work considers specifically *variational inference* methods, that is, methods that replace the marginal likelihood (4) with a lower-bounding objective. Such methods are elegant in that they are widely applicable to different settings with minimal modifications, and are more scalable than traditional inference approaches such as those involving Markov chain Monte Carlo.

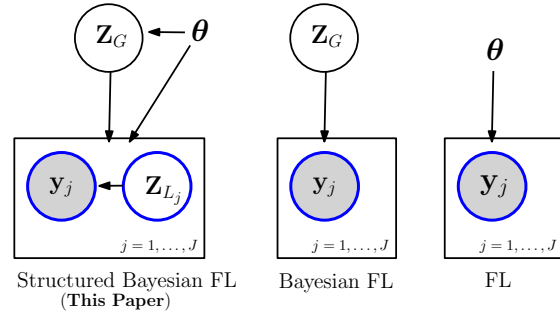


Figure 1. Plate diagrams of different federated learning Settings. Nodes circled in blue denote that the variables (either observed or estimated) do not leave the silo during training.

Contribution. The primary contributions of this work are as follows:

1. *Structured Federated Variational Inference* (SFVI); an inference algorithm that is the first approach for the structured Bayesian FL setting.
2. *SFVI-Avg*: A communication-efficient version of SFVI, analogous to the canonical federated learning algorithm *FedAvg* (McMahan et al., 2017).
3. A numerical study comparing the above two methods featuring high-dimensional classification on MNIST, topic models such as ProdLDA, and hierarchical mixed models, which demonstrates the ease with which the above approach can be applied and compares performance of the methods.

Paper Layout. Section 2 provides the requisite background surrounding stochastic-gradient VI methods. Section 3 introduces the SFVI algorithm, conditionally-structured variational families, and a communication-efficient SFVI-Avg algorithm. Section 4 contains the numerical experiments, and Section 5 concludes the paper.

Notation. Throughout, the Hadamard (elementwise) prod-

uct between two vectors is denoted \odot . Vectors are in bold (e.g., \mathbf{y}) and matrices in a romanized script (e.g., X). The notation $\mathbf{1}$ and $\mathbf{0}$ denotes a column vector of ones or zeros, respectively, of appropriate dimension. Similarly, the notation $\mathbf{0}$ denotes a matrix of zeros where required. For a matrix M , $\text{vec}(M)$ denotes the vector obtained by stacking the columns of M .

2. Preliminaries

2.1. Variational Inference

Variational inference is a class of methods that involve replacing the intractable marginal likelihood (model *evidence*) term in (4), with a lower-bounding objective function that involves an approximation of the joint posterior over all latent variables, i.e., $\mathbf{Z}|\mathbf{y}$. Note that for the models considered herein, $\mathbf{Z} = (\mathbf{Z}_G^\top, \mathbf{Z}_{L_1}^\top, \dots, \mathbf{Z}_{L_J}^\top)^\top$. The canonical objective for the task is the *evidence lower bound* (ELBO),

$$\mathcal{L}(\boldsymbol{\eta}, \boldsymbol{\theta}) := \mathbb{E}_{\mathbf{Z} \sim q_{\boldsymbol{\eta}}} [\log p_{\boldsymbol{\theta}}(\mathbf{Z}, \mathbf{y}) - \log q_{\boldsymbol{\eta}}(\mathbf{Z})]. \quad (5)$$

Note that if $q_{\boldsymbol{\eta}}(\mathbf{Z}) \equiv p_{\boldsymbol{\theta}}(\mathbf{Z}|\mathbf{y})$, then $\mathcal{L}(\boldsymbol{\eta}, \boldsymbol{\theta}) = p_{\boldsymbol{\theta}}(\mathbf{y})$. In the case of fixed $\boldsymbol{\theta}$, or where $\boldsymbol{\theta} = \emptyset$, the above so-called *variational* objective is equivalent to minimizing the $\text{KL}(q(\mathbf{Z})||p(\mathbf{Z}|\mathbf{y}))$. The distribution $q_{\boldsymbol{\eta}}$ is called the *variational approximation*, as it approximates the true model posterior for the latent parameters, or the *variational posterior*. The standard approach is to maximize the ELBO with respect to both $\boldsymbol{\theta}$ and $\boldsymbol{\eta}$ via stochastic optimization by estimating the gradient of the expected value in (5). The gradient estimator for $\boldsymbol{\theta}$ is straightforward, computing $\nabla_{\boldsymbol{\theta}} \widehat{\mathcal{L}}$, where $\widehat{\mathcal{L}} := \log p_{\boldsymbol{\theta}}(\mathbf{y}, \mathbf{Z}) - \log q_{\boldsymbol{\eta}}(\mathbf{Z})$ for $\mathbf{Z} \sim q_{\boldsymbol{\eta}}$ is an estimator of \mathcal{L} . However, for the optimization to be practically tenable, low variance estimators of $\nabla_{\boldsymbol{\eta}} \mathcal{L}(\boldsymbol{\theta}, \boldsymbol{\eta})$ are required, which are considerably more involved. An overview of gradient estimators can be found in Mohamed et al. (2020), but for our purposes, we shall employ a refined variant of the reparametrization gradient estimator, described below.

2.2. Reparametrization Gradient Estimators

The standard strategy in modern machine learning is to perform optimization using the gradient of (5). To use such an objective in a computationally feasible manner, the *parameterization gradient estimator*, alternatively known as the *reparametrization trick*, is commonly applied for continuous distributions, a brief derivation of which is given below. Suppose that for $\mathbf{Z} \sim q_{\boldsymbol{\eta}}$, there is a stochastic representation $\mathbf{Z} = f_{\boldsymbol{\eta}}(\boldsymbol{\epsilon})$, $\boldsymbol{\epsilon} \sim q_{\boldsymbol{\epsilon}}$ for some distribution $q_{\boldsymbol{\epsilon}}$, such that $q_{\boldsymbol{\epsilon}}$ does not depend on $\boldsymbol{\eta}$. Then, writing the expectation with respect to $p_{\boldsymbol{\epsilon}}$, and subject to mild regularity conditions permitting the exchange of the gradient and expectation operators, a resulting (single-sample) Monte Carlo estimator

is

$$\nabla_{\boldsymbol{\eta}} \widehat{\mathcal{L}}(\boldsymbol{\theta}, \boldsymbol{\eta}) := \nabla_{\boldsymbol{\eta}} \left(\log p_{\boldsymbol{\theta}}(f_{\boldsymbol{\eta}}(\boldsymbol{\epsilon}), \mathbf{y}) - \log q_{\boldsymbol{\eta}}(f_{\boldsymbol{\eta}}(\boldsymbol{\epsilon})) \right),$$

where $\boldsymbol{\epsilon} \sim q_{\boldsymbol{\epsilon}}$. Estimators of this form often have a sufficiently low variance to enable stable optimization using only a *single* sample per iteration. The need for a reparametrizable variational family of distributions is not particularly restrictive, as reparametrized forms exist for a number of distributions, including Gaussians with sparsity in the precision matrix to accommodate conditional independence structures (Tan et al., 2020) and factor covariance structures (Ong et al., 2018). Other families include normalizing flows (Papamakarios et al., 2021), and implicit copula formulations (Tran et al., 2015; Smith & Loaiza-Maya, 2021). In this work, we consider a further variance-reducing refinement of the reparametrization gradient called *sticking the landing* (STL) estimator (Roeder et al., 2017),

$$\widehat{\nabla}_{\boldsymbol{\eta}}^{\text{STL}} \mathcal{L} := \frac{\partial f_{\boldsymbol{\eta}}(\boldsymbol{\epsilon})}{\partial \boldsymbol{\eta}}^\top \nabla_{\mathbf{Z}} [\log p_{\boldsymbol{\theta}}(\mathbf{Z}, \mathbf{y}) - \log q_{\boldsymbol{\eta}}(\mathbf{Z})], \quad (6)$$

which often exhibits more stable behaviour of the associated optimizer near convergence.

3. Federated Structured Stochastic Variational Inference

3.1. Structured Variational Inference

We consider variational inference in the discussed setting with posterior approximations of the following generative form:

$$\mathbf{Z}_G \sim q_{\boldsymbol{\eta}_G}(\mathbf{Z}_G), \quad (7)$$

$$\mathbf{Z}_{L_j} | \mathbf{Z}_G \stackrel{\text{ind}}{\sim} q_{\boldsymbol{\eta}_{L_j}}(\mathbf{Z}_{L_j} | \mathbf{Z}_G), \quad j = 1, \dots, J, \quad (8)$$

where $\boldsymbol{\eta} = (\boldsymbol{\eta}_G^\top, \boldsymbol{\eta}_{L_1}^\top, \dots, \boldsymbol{\eta}_{L_J}^\top)^\top$ are the variational parameters that parameterize the joint distribution $q_{\boldsymbol{\eta}}$. The impetus for such a choice is that the conditional independence structure of the variational approximation matches that of the target posterior distribution. Approximations with this property are referred to as *structured* and are desirable as they not only can be more parameter efficient but also lead to improved model performance (Hoffman & Blei, 2015; Ambrogioni et al., 2021) and are often required to obtain good-quality posterior approximations (Tan & Nott, 2018; Tan et al., 2020; Quiroz et al., 2022). Furthermore, as we will soon demonstrate, this approximation has additional desirable properties for the model class considered in this work while satisfying the requirements of our generalized federated learning setting discussed in the introduction.

3.2. Structured Federated Variational Inference (SFVI)

A key insight into the structure of the model (1)–(3), as described in Section 1,

is that the required computations for the variational approximation above factorize appropriately to enable a federated inference algorithm.

The appropriate calculations to demonstrate this are derived below, followed by the corresponding federated inference algorithm.

Derivation of Key Terms. First, note that as a consequence of the structure in (7)–(8), the reparametrized variables necessarily decompose as $\epsilon = (\epsilon_G^\top, \epsilon_{L_1}^\top, \dots, \epsilon_{L_J}^\top)^\top$ and

$$\mathbf{Z}_G := f_G(\epsilon_G), \quad \mathbf{Z}_{L_j} := f_{\eta_{L_j}}(\epsilon_G, \epsilon_{L_j}), \quad j = 1, \dots, J,$$

where $\eta'_{L_j} := (\eta_G^\top, \eta_{L_j}^\top)$, and thus $f_{\eta'}(\epsilon)$ is equal to

$$\left(f_{\eta_G}(\epsilon_G)^\top, f_{\eta'_{L_1}}(\epsilon_G, \epsilon_{L_1})^\top, \dots, f_{\eta'_{L_J}}(\epsilon_G, \epsilon_{L_J})^\top \right)^\top,$$

with the transposed Jacobian matrix having a block upper-triangular structure of the form

$$\begin{pmatrix} \frac{\partial f_{\eta_G}(\epsilon_G)^\top}{\partial \eta_G} & \frac{\partial f_{\eta'_{L_1}}(\epsilon_G, \epsilon_{L_1})^\top}{\partial \eta_G} & \dots & \frac{\partial f_{\eta'_{L_J}}(\epsilon_G, \epsilon_{L_J})^\top}{\partial \eta_G} \\ 0 & \frac{\partial f_{\eta'_{L_1}}(\epsilon_G, \epsilon_{L_1})^\top}{\partial \eta_{L_1}} & \vdots & 0 \\ \vdots & 0 & \ddots & 0 \\ 0 & 0 & \dots & \frac{\partial f_{\eta'_{L_J}}(\epsilon_G, \epsilon_{L_J})^\top}{\partial \eta_{L_J}} \end{pmatrix}.$$

Due to the above sparsity structure, the STL gradient estimator (6) decomposes as

$$\widehat{\nabla}_{\boldsymbol{\eta}}^{\text{STL}} \mathcal{L} = \left((\widehat{\nabla}_{\boldsymbol{\eta}_G}^{\text{STL}} \mathcal{L})^\top, (\widehat{\nabla}_{\boldsymbol{\eta}_{L_1}}^{\text{STL}} \mathcal{L})^\top, \dots, (\widehat{\nabla}_{\boldsymbol{\eta}_{L_J}}^{\text{STL}} \mathcal{L})^\top \right)^\top,$$

where the terms on the left hand side above are defined analogously to (6). Next, put

$$\widehat{\mathcal{L}}_0 := \log \frac{p_{\boldsymbol{\theta}}(\mathbf{Z}_G, \mathbf{Z}_L)}{q_{\boldsymbol{\eta}_G}(\mathbf{Z}_G)}, \quad \text{and} \quad \widehat{\mathcal{L}}_j := \log \frac{p_{\boldsymbol{\theta}}(\mathbf{y}_j | \mathbf{Z}_G, \mathbf{Z}_{L_j})}{q_{\boldsymbol{\eta}_{L_j}}(\mathbf{Z}_{L_j} | \mathbf{Z}_G)},$$

for $j = 1, \dots, J$, noting that $\widehat{\mathcal{L}} = \sum_{j=0}^J \widehat{\mathcal{L}}_j$. Following some algebra and removal of terms that vanish for certain gradients, one obtains that

$$\widehat{\nabla}_{\boldsymbol{\eta}_G}^{\text{STL}} \mathcal{L} = \frac{\partial f_{\boldsymbol{\eta}_G}(\epsilon_G)^\top}{\partial \boldsymbol{\eta}_G} \nabla_{\mathbf{Z}_G} \widehat{\mathcal{L}}_0 + \sum_{j=1}^J \mathbf{g}_j^\eta, \quad (9)$$

where

$$\mathbf{g}_j^\eta := \frac{\partial f_{\boldsymbol{\eta}_G}(\epsilon_G)^\top}{\partial \boldsymbol{\eta}_G} \nabla_{\mathbf{Z}_G} \widehat{\mathcal{L}}_j + \frac{\partial f_{\boldsymbol{\eta}'_{L_j}}(\epsilon_G, \epsilon_{L_j})^\top}{\partial \boldsymbol{\eta}_G} \nabla_{\mathbf{Z}_{L_j}} \widehat{\mathcal{L}}_j. \quad (10)$$

Finally, a straightforward computation yields for $j = 1, \dots, J$,

$$\widehat{\nabla}_{\boldsymbol{\eta}_{L_j}}^{\text{STL}} \mathcal{L} = \frac{\partial f_{\boldsymbol{\eta}'_{L_j}}(\epsilon_G, \epsilon_{L_j})^\top}{\partial \boldsymbol{\eta}_{L_j}} \nabla_{\mathbf{Z}_{L_j}} \widehat{\mathcal{L}}_j. \quad (11)$$

From the above, note that the only required terms to update $\boldsymbol{\eta}_{L_j}$ are ϵ_G and $\boldsymbol{\eta}_G$. Further, the only terms required to update $\boldsymbol{\eta}_G$ are the \mathbf{g}_j as defined in (11) which do *not* require knowledge of the \mathbf{Z}_{L_j} simulated from the variational approximation, nor the parameters of the distribution that generated them. Finally, the gradient updates with respect to $\boldsymbol{\theta}$ simplify as

$$\nabla_{\boldsymbol{\theta}} \widehat{\mathcal{L}} = \log p_{\boldsymbol{\theta}}(\mathbf{Z}_G) + \sum_{j=1}^J \mathbf{g}_j^\theta, \quad (12)$$

where

$$\mathbf{g}_j^\theta := \nabla_{\boldsymbol{\theta}} \log p_{\boldsymbol{\theta}}(\mathbf{y}_j, \mathbf{Z}_{L_j} | \mathbf{Z}_G). \quad (13)$$

Thus, silos need only share \mathbf{g}_j^θ with the server for the required updates of $\boldsymbol{\theta}$ to be performed.

Structured Federated Variational Inference Algorithm.

Together, the above observations and identities lead naturally to a federated version of the regular variational inference procedure. Algorithm 1 presents the associated algorithm, called *Structured Federated Variational Inference* (SFVI). We highlight that efficient computation of the vector-Jacobian product terms using automatic differentiation frameworks such as JAX (Bradbury et al., 2018) is straightforward. In the latter, we use the vjp and grad functions (each of which has the same computational complexity) where required.

Figure 2 presents an updated plate diagram of the *structured Bayesian FL* setting incorporating the variational posterior.

3.3. SFVI-Avg

While this work focuses primarily on *enabling* aspects of probabilistic FL, that is, extending the class of models for which federated learning is possible, we consider a variant that is a more communication-efficient approach in the structured model setting. As mentioned, one can view SFVI as an analogue of the *FedSGD* algorithm considered in McMahan et al. (2017), who proceed to propose an alternative

Algorithm 1: SFVI

Input: *Server:* initial parameters θ , initial variational parameters η_G , number of iterations N .
Silos: initial variational parameters η_{L_j} .

Output: Parameters θ , global variational parameters η_G . Each silo j has access to their respective local variational parameters η_{L_j} .

for $i = 1, \dots, N$ **do**

Server computation

Draw $\epsilon_G \sim \mathcal{N}(\mathbf{0}, \mathbf{I}_{n_G})$

Send $\theta, \eta_G, \epsilon_G$ to each silo

end

for each silo $j = 1, \dots, J$ **in parallel do**

Receive $\theta, \eta_G, \epsilon_G$ from the server

Draw $\epsilon_{L_j} \sim \mathcal{N}(\mathbf{0}, \mathbf{I}_{n_{L_j}})$

Calculate \mathbf{g}_j^η via (10) and \mathbf{g}_j^θ via (13)

$\eta_{L_j} \leftarrow \text{optimizer.step}(\widehat{\nabla}_{\eta_{L_j}}^{\text{STL}} \mathcal{L}_j)$

Send $\mathbf{g}_j^\theta, \mathbf{g}_j^\eta$ to the server

end

end

Server computation

Receive $\{\mathbf{g}_j^\theta, \mathbf{g}_j^\eta\}_{j=1}^J$

$\mathbf{g}^\theta, \mathbf{g}^\eta \leftarrow \sum_{j=1}^J \mathbf{g}_j^\theta, \sum_{j=1}^J \mathbf{g}_j^\eta$

$\theta, \eta_G \leftarrow \text{optimizer.step}(\mathbf{g}^\theta, \mathbf{g}^\eta)$

end

algorithm called *Federated Averaging*. The latter involves training a model on individual silos using only data available to the individual silos whilst periodically sharing the model parameters with a central server that aggregates, averages and sends back updated model parameters to the silos to repeat the procedure. McMahan et al. (2017) show that their approach works well for neural network training, which applies only to the standard FL model setting (Figure 1, right). Here, an algorithm, *SFVI-Avg*, that considers such ideas in the structured Bayesian FL setting is presented. We begin by noting that for the global parameters θ , one can average in the usual manner as in *FedAvg*. However, three additional aspects need to be considered for the variational parameters:

1. **Only quantities regarding the variational approximation of $Z_G | \mathbf{y}$ need to be averaged.** A fortunate point is that the local latent variables are only of interest to their individual silos; their posterior distributions are only influenced by data within their silo and the global values Z_G . Thus if models are fit to an individual silo’s data, only the *global* values need to be averaged.
2. **Additional model structure is required.** While SFVI permits a very general model structure, for any averag-

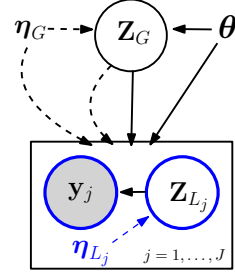


Figure 2. Plate diagram for the model class and associated variational approximation for SFVI. Dashed lines indicate the conditional structure in the variational posterior family. Values appearing in blue (or draws from approximations thereof) do not leave the individual silos during training.

ing approximation of *distributions* to be accurate with respect to the global latent variables Z_G , all models need to use the same likelihood for the individual observations contained within \mathbf{y} . Sacrificing some generality to capture this effect, we shall assume the simple setting that collections of observations among different silos share a similar latent variable structure and the same likelihood. This assumption is trivially satisfied for models without local latent variables (i.e., the standard *Bayesian FL* setting) as each silo fits the same model to their data, and also for models such that every observation corresponds to some latent vector (as in, e.g., deep latent variable models (Rezende et al., 2014), or latent Dirichlet allocation (Blei et al., 2003)). In such settings, it makes sense to multiply the log-prior terms for $Z_{L_j} | Z_G$ and the log-likelihood by a factor of N/N_j where N is the total number of observations across all silos, and N_j are those in the silo currently fitting the model. This provides an approximation of the overall scale of the joint log-density function across all silos.

3. **The type of averaging matters.** Simply taking parameter averages of the variational parameters will yield strikingly different results depending on the parametrization of the variational family. We thus consider the more principled approach of averaging in *distributional* space instead of *parameter* space. As considerable success has been obtained in the distributed MCMC literature regarding posterior averaging via Wasserstein barycenters (Srivastava et al., 2018; Ou et al., 2021), we consider such an approach here. To our knowledge, such approaches have not been considered in the federated learning setting previously. For a collection of measures $\{\pi_j\}_{j=1}^J$, and $\mathcal{W}(\nu, \pi)$ denoting the Wasserstein metric (Panaretos & Zemel, 2019), the *Wasserstein barycenter* is defined to be

$\nu^* = \arg \min_{\nu} \sum_k \mathcal{W}(\nu, \pi_k)^2$. In the case where the elements of $\{\pi_j\}_{j=1}^J$ are all multivariate Gaussian, the above has a unique solution that is itself Gaussian (Malasto & Feragen, 2017, Theorem 4), with mean vector

$$\boldsymbol{\mu}_* = J^{-1} \sum_k \boldsymbol{\mu}_k, \quad (14)$$

and covariance matrix that is the unique solution to the root-finding problem

$$\Sigma_* = J^{-1} \sum_k (\Sigma_*^{1/2} \Sigma_k \Sigma_*^{1/2})^{1/2}. \quad (15)$$

The above can be computed numerically via fixed-point iteration (Álvarez-Esteban et al., 2016); an implementation is available in the `ott` package (Cuturi et al., 2022). Moreover, in the case in which each Σ_k is diagonal, it is easily verified that the above problem has an analytical solution given by the diagonal matrix $\Sigma_* = \left(J^{-1} \sum_k \Sigma_k^{1/2} \right)^2$.

Taking the above points into account, Algorithm 2 presents *structured federated variational inference with averaging* (SFVI-Avg), indexed by a strictly-positive integer m that determines the number of local iterations at each step before averaging.

3.4. Structured Gaussian Variational Family

Here, a simple and efficient parametrization of a multivariate Gaussian approximating family is given. Structured Gaussian approximations have been shown to yield good approximations for various models (e.g., (Quiroz et al., 2022; Tan & Nott, 2018)) and are easily amenable to modelling further conditionally independent structures in the individual \mathbf{Z}_{L_j} via sparse precision matrices. An additional reason Gaussian families are sometimes preferred is that they are easier to optimize than more sophisticated families (Dhaka et al., 2021). This section employs ideas similar to Tan et al. (2020), who note that a fully-Gaussian approximation can be conditionally structured. We employ a joint Gaussian variational family as follows,

$$\begin{aligned} \mathbf{Z}_G &\sim \mathcal{N}(\boldsymbol{\mu}_G, \Sigma_{GG}), \\ \mathbf{Z}_{L_j} | \mathbf{Z}_G &\sim \mathcal{N}\left(\bar{\boldsymbol{\mu}}_j + \mathbf{C}_j(\mathbf{Z}_G - \boldsymbol{\mu}_G), \Sigma_{L_j L_j}\right), \end{aligned}$$

for $j = 1, \dots, J$. It is straightforward to show that the above yields that $\mathbf{Z} = (\mathbf{Z}_G^\top, \mathbf{Z}_{L_j}^\top)^\top$ is jointly Gaussian with $\text{Cov}(\mathbf{Z}_G, \mathbf{Z}_{L_j}) = \Sigma_{GG} \mathbf{C}_j$. The reparametrized generative form of the above, which we use in our experiments in the next section, takes $(\boldsymbol{\epsilon}_G^\top, \boldsymbol{\epsilon}_{L_1}^\top, \dots, \boldsymbol{\epsilon}_{L_J}^\top) \sim \mathcal{N}(\mathbf{0}, \mathbf{I})$, and then sets

$$\begin{aligned} \mathbf{Z}_G &= \boldsymbol{\mu}_G + \boldsymbol{\sigma}_G \odot \mathbf{L}_G \boldsymbol{\epsilon}_G, \quad \text{and} \\ \mathbf{Z}_{L_j} &= \bar{\boldsymbol{\mu}}_j + \mathbf{C}_j(\mathbf{Z}_G - \boldsymbol{\mu}_G) + \boldsymbol{\sigma}_j \odot \mathbf{L}_j \boldsymbol{\epsilon}_{L_j}, \end{aligned}$$

Algorithm 2: SFVI-Avg(m)

Input: *Server:* initial parameters $\boldsymbol{\theta}$, initial global variational parameters $\boldsymbol{\eta}_G$.
Silos: initial local variational parameters $\boldsymbol{\eta}_{L_j}$, total observations n , and number of observations for silo n_j .
Output: Parameters $\boldsymbol{\theta}$, variational parameters $\boldsymbol{\eta}_G$, and $\boldsymbol{\eta}_{L_j}$ (the latter held by each silo j).
for $i = 1, \dots, N$ **do**
 Server computation
 Send $\boldsymbol{\theta}, \boldsymbol{\eta}_G$ to each silo
 end
 for each silo $j = 1, \dots, J$ **in parallel do**
 Receive $\boldsymbol{\theta}, \boldsymbol{\eta}_G$ from the server
 $\boldsymbol{\theta}^{(j)}, \boldsymbol{\eta}_G^{(j)} \leftarrow \boldsymbol{\theta}, \boldsymbol{\eta}_G$
 Update $(\boldsymbol{\theta}^{(j)}, \boldsymbol{\eta}_G^{(j)}, \boldsymbol{\eta}_{L_j})$ by performing m optimization steps of stochastic-gradient VI (with $\log p_{\boldsymbol{\theta}}(\mathbf{Z}_{L_j}, \mathbf{y}_j | \mathbf{Z}_G)$ multiplied by n/n_j)
 Send $\boldsymbol{\theta}^{(j)}, \boldsymbol{\eta}_G^{(j)}$ to the server
 end
end
Server computation
 Receive $\{\boldsymbol{\theta}^{(j)}, \boldsymbol{\eta}_G^{(j)}\}_{j=1}^J$
 $\boldsymbol{\theta} \leftarrow J^{-1} \sum_{j=1}^J \boldsymbol{\theta}^{(j)}$
 $\boldsymbol{\eta}_G \leftarrow$ Parameters corresponding to barycenter solution obtained via (14) and (15).
end

for $j = 1, \dots, J$. Above, \mathbf{L}_G and each \mathbf{L}_j are lower unitriangular matrices.

4. Numerical Experiments

This section presents a series of numerical examples. The primary aim is to demonstrate the simplicity and flexibility with which the algorithms proposed herein can be adapted to various settings. A parallel aim is to assess the performance of the proposed SFVI-Avg algorithm compared to SFVI, the latter being essentially equivalent to applying standard structured VI techniques (an established standard in probabilistic inference) in the non-federated setting. All experiments use the `adam` optimizer (Kingma & Ba, 2015) as implemented in the `optax` package (Babuschkin et al., 2020) for the choice of optimizer. We often report results for SFVI-Avg with one (communication) round to assess the effect of performing online averaging as opposed to post-hoc averaging.

4.1. Empirically-Bayesian Multinomial Regression

The first example considers the MNIST dataset of handwritten digits (Deng, 2012), for which each sample is a 28×28 pixel image (784 pixels total) with an associated label representing the handwritten digit in the image (0–9). The model is

$$W_{jk} \sim_{\text{iid}} \mathcal{N}(0, \sigma_W^2), \quad j = 1, \dots, 10, \quad k = 1, \dots, 784$$

$$b_j \sim_{\text{iid}} \mathcal{N}(\mathbf{0}, \sigma_b^2), \quad j = 1, \dots, 10,$$

$$c_k | W, \mathbf{b} \sim_{\text{iid}} \text{Multinomial}(10, \text{logit}^{-1}(W\mathbf{x}_k + \mathbf{b})),$$

for $k = 1, \dots, n$, where n is the total number of data points, and σ_W^2 and σ_b^2 are positive-valued hyperparameters that are learned during training. Thus, for this example $\mathbf{Z}_G = (\text{vec}(W), \mathbf{b}^\top)^\top$, $\mathbf{Z}_L = \emptyset$, and $\boldsymbol{\theta} = (\sigma_W^2, \sigma_b^2)$. This is an *empirical Bayes* inference procedure (see Murphy (2023, Ch. 3.9)) as we are optimizing the hyperparameters of the prior distributions of the latent variables. The data are split up evenly across silos. Due to the high-dimensionality of \mathbf{Z}_G ($n_G = 7850$), an independence approximation is used (i.e., $L_G \equiv \mathbf{I}$) to enable efficient barycenter computation for *SFVI-Avg* via the analytical solution to (15). Table 1 reports the mean posterior-predictive accuracy on the train and test set. Worth noting is that using *SFVI-Avg* a number of times during training seems to exhibit a non-trivial effect on generalization performance (when compared to simply averaging once). Additionally, we found in conducting experiments in this paper that using *SFVI-Avg* for as little as five communication rounds with 10^3 local steps to initialize default SFVI can reduce the number of steps required to reach convergence by a factor of two, as shown in Figure 3.

Table 1. Results for Multinomial Regression on the MNIST dataset.

J	n	Method	Accuracy (%)		Rounds
			Train	Test	
25	200	Independent	73.0	51.5	0
		SFVI-Avg($5 \cdot 10^4$)	65.7	63.9	1
		SFVI-Avg(10^3)	71.3	69.3	50
		SFVI	83.8	84.0	$5 \cdot 10^4$
5	10^4	Independent	88.7	86.8	0
		SFVI-Avg($5 \cdot 10^4$)	90.4	90.4	1
		SFVI-Avg(10^3)	90.1	90.2	50
		SFVI	90.7	90.8	$5 \cdot 10^4$

4.2. Latent Dirichlet Allocation

The second experiment considers a topic modelling example. ProdLDA (Srivastava & Sutton, 2017) is a slight modification of the original latent Dirichlet allocation model of Blei et al. (2003), for which Srivastava & Sutton (2017) demonstrate that variational inference methods on ProdLDA outperform classic LDA, even when collapsed-Gibbs Markov chain Monte Carlo sampling methods are used for the latter.

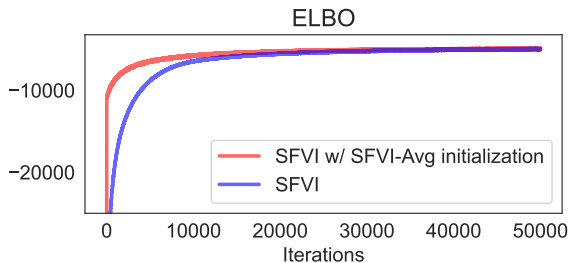


Figure 3. SFVI-Avg initialisation of SFVI rather than from scratch.

The model is

$$\mathbf{T}_j \sim_{\text{iid}} \text{Dirichlet}(\beta \mathbf{1}_{n_{\text{vocab}}}), \quad j = 1, \dots, n_{\text{topics}},$$

$$\mathbf{W}_k \sim_{\text{iid}} \mathcal{N}(\alpha \mathbf{1}_{n_{\text{topics}}}, 1), \quad k = 1, \dots, n_{\text{docs}},$$

$$c_k | \mathbf{T}, \mathbf{W}_k \sim_{\text{ind}} \text{Multinom}(l_k, \text{softmax}(\mathbf{T}\mathbf{W}_k)),$$

where $k = 1, \dots, n_{\text{docs}}$, and $\mathbf{T} := (\mathbf{T}_1, \dots, \mathbf{T}_{n_{\text{topics}}}) \in \mathbb{R}^{n_{\text{vocab}} \times n_{\text{topics}}}$, and l_k denotes the length of (number of word tokens in) document k . Here, $\boldsymbol{\theta} = (\alpha, \beta)$, $\mathbf{Z}_G = (\mathbf{T}_1^\top, \dots, \mathbf{T}_{n_{\text{topics}}}^\top)^\top$, and $\mathbf{Z}_L = (\mathbf{W}_1^\top, \dots, \mathbf{W}_{n_{\text{docs}}}^\top)^\top$. Note that the total dimension is $n_{\text{vocab}} \times n_{\text{topics}}$ -dimensional and \mathbf{Z}_L is $n_{\text{topics}} \times n_{\text{docs}}$ dimensional.

The example uses the 20Newsgroups dataset, which contains $n_{\text{docs}} = 18884$ messages obtained from 20 different online newsgroups. The data are preprocessed (stop words are removed, and tokens are lemmatized using the *gensim* package (Rehurek & Sojka, 2010)) and randomly split equally into three (3) separate imaginary silos. The vocabulary of words is chosen to be the most common 2000 words in the corpus, i.e., $n_{\text{vocab}} = 2000$, and the number of topics $n_{\text{topics}} = 21$. Given the high-dimensionality of the posterior distribution, the overall approximating family is chosen to be a multivariate Gaussian with *diagonal* covariance matrix. Figure 4 demonstrates that in terms of

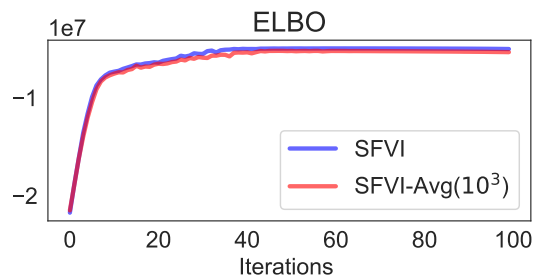


Figure 4. ELBO values during training for the ProdLDA example on the 20Newsgroups dataset. The number of iterations for SFVI reported in the plot is 10^3 times that reported on the x -axis.

the ELBO objective, *SFVI-Avg*(10^3) performs similarly to

SFVI for the same number of gradient evaluations (local steps \times communication rounds) while reducing the number of communication steps required by a factor of 10^3 . To benchmark model quality across methods, we report the average (*UMass*) *Coherence Score* (Mimno et al., 2011). Figure 5 plots the individual topic coherence values for different training approaches. The results demonstrate that all of our proposed methods outperform fitting the model to the data in each silo. The SFVI-Avg algorithm with 10^2 communication rounds and 10^3 local steps outperforms SFVI in terms of topic coherence despite the latter attaining a higher ELBO.

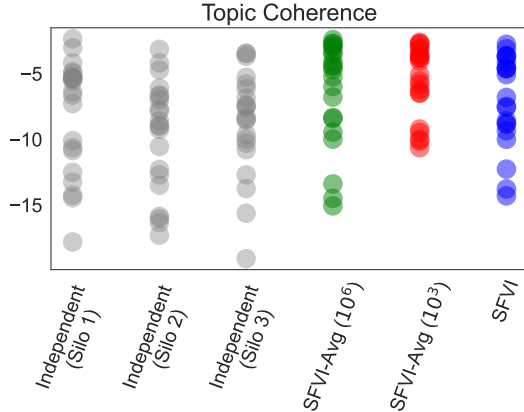


Figure 5. Individual topic coherence values for the ProLDA model trained using different approaches (higher values are better).

4.3. Bayesian Logistic Mixed Model

The final example considers a fully-Bayesian analysis of a logistic mixed model. Here, we consider the six cities’ dataset (Fitzmaurice & Laird, 1993), extracted from a longitudinal study of 537 children, to assess the health effects of air pollution. A binary response y_{ij} , representative of the presence of wheezing, was recorded yearly from the age of 7 to 10, where i indexes the child and j indexes the four observations for each child. There are two covariates: a binary indicator for the smoking status of the mother, x_i^{smoke} , and the current age of the child, centred at age nine, x_{ij}^{age} . The model is,

$$\begin{aligned}
 y_{ij} | \beta, Z_i &\sim_{\text{ind}} \text{Bern}(p_{ij}), \quad i = 1, \dots, 537, \quad j = 1, \dots, 4, \\
 p_{ij} &= \text{logit}^{-1}(\beta_0 + \beta_1 x_i^{\text{smoke}} + \beta_2 x_{ij}^{\text{age}} \\
 &\quad + \beta_3 x_i^{\text{smoke}} \cdot x_{ij}^{\text{age}} + b_i), \\
 \beta_k &\sim_{\text{iid}} \mathcal{N}(0, 10^2), \quad k = 0, \dots, 3, \\
 \omega &\sim \mathcal{N}(0, 10^2), \\
 b_i | \omega &\sim_{\text{iid}} \mathcal{N}(0, \exp(-2\omega)), \quad i = 1, \dots, 537.
 \end{aligned}$$

Above, each b_i is a *random effect* term, taking the form of a random *intercept*. In this example, we have that

$Z_G = (\beta^\top, \omega)^\top$, $Z_L = \mathbf{b}$, and $\theta = \emptyset$. To further capture the target posterior’s structure, we set $L_j \equiv \mathbf{I}$ as each b_i is conditionally independent a posteriori given Z_G and the observed data. We randomly split the data into two silos containing 300 and 237 children. Despite the apparent simplicity of this model, it is known to be challenging even for Tan et al. (2020), and mixed models, in general, require structured approximations to obtain reasonable posterior marginal approximations in a fully-Bayesian setting (e.g., Tan & Nott (2018)). Moreover, an uneven data split tends to yield vastly different inferences for the global variables when silos fit data independently. These points, combined with the small-data setting, make such an example a challenge for *SFVI-FedAvg*.

We compare SFVI to MCMC (using the No-U-Turn sampler (Hoffman et al., 2014) as implemented in NumPyro (Phan et al., 2019)) fit on all data, and the independent silos. Figure 6 shows that SFVI captures the marginal posteriors of the regression parameters β accurately, irrespective of minimal overlap in marginal densities of the independent silos. Such results were consistent across runs with different seeds. Regrettably, SFVI-Avg failed to produce reasonable results for this example and failed to converge, illustrating that despite the very promising results in the previous two examples, it is not a panacea for communication-efficient federated inference in all settings.

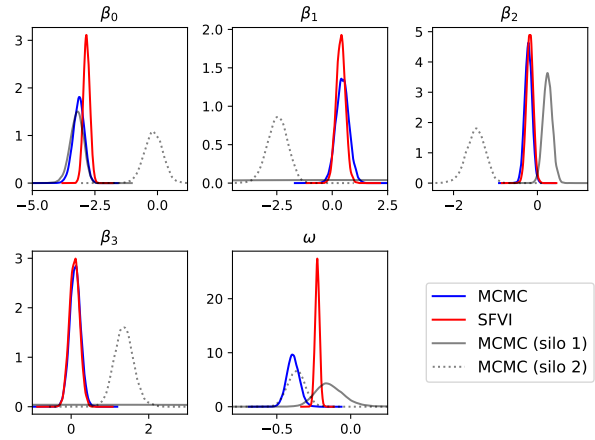


Figure 6. Marginal posterior parameters for the Bayesian GLMM example.

5. Discussion

The paper has extended the models for which federated inference is possible by proposing a simple and general solution with a flexible yet judicious choice of approximating family. An initial step towards communication-efficient inference in the above setting was also explored, with some promising results. However, further exploration and refinements

are needed to make such approaches robust to small data settings and certain model types.

We conclude by mentioning four straightforward extensions that are worth exploring. Firstly, in the case where each (Z_{L_j}, y_j) contains conditionally-independent subsets $Z_{L_j,1}, \dots, Z_{L_j,n_j}$, the ideas discussed herein readily extend to the *amortized* variational inference setting (Kingma & Welling, 2014; Rezende & Mohamed, 2015). Secondly, while the paper focused on the ELBO objective, which is the canonical variational objective, the ideas herein easily translate to other objectives such as the importance-weighted objective (Burda et al., 2016) with doubly-reparametrized gradient estimators (Tan et al., 2020) or locally-enhanced bounds (Geffner & Domke, 2022). Thirdly, given the limitations of the SFVI-Avg approach, alternate approaches for reducing the number of communication rounds for the proposed SFVI methods would be desirable. Opportunities here include employing quasi-Monte Carlo stochastic quasi-Newton (Liu & Owen, 2021), or natural gradient approaches (e.g., (Tan, 2021)) to SFVI. Finally, formal mathematical guarantees surrounding the privacy of information inclusive of either data or local latent variables can be obtained via the *differential privacy* framework. This could include applying DP-SGD (Abadi et al., 2016) and extending ideas from previous differentially-private variational inference methods (Jälkö et al., 2016).

References

- Abadi, M., Chu, A., Goodfellow, I., McMahan, H. B., Mironov, I., Talwar, K., and Zhang, L. Deep learning with differential privacy. In *Proceedings of the 2016 ACM SIGSAC conference on computer and communications security*, 2016.
- Al-Shedivat, M., Gillenwater, J., Xing, E., and Rostamizadeh, A. Federated learning via posterior averaging: A new perspective and practical algorithms. In *International Conference on Learning Representations (ICLR)*, 2021.
- Álvarez-Esteban, P. C., Del Barrio, E., Cuesta-Albertos, J., and Matrán, C. A fixed-point approach to barycenters in Wasserstein space. *Journal of Mathematical Analysis and Applications*, 2016.
- Ambrogioni, L., Lin, K., Fertig, E., Vikram, S., Hinne, M., Moore, D., and van Gerven, M. Automatic structured variational inference. In *International Conference on Artificial Intelligence and Statistics*, 2021.
- Babuschkin, I., Baumli, K., Bell, A., Bhupatiraju, S., Bruce, J., Buchlovsky, P., Budden, D., Cai, T., Clark, A., Danihelka, I., Fantacci, C., Godwin, J., Jones, C., Hemsley, R., Hennigan, T., Hessel, M., Hou, S., Kapturowski, S., Keck, T., Kemaev, I., King, M., Kunesch, M., Martens, L., Merzic, H., Mikulik, V., Norman, T., Quan, J., Papamakarios, G., Ring, R., Ruiz, F., Sanchez, A., Schneider, R., Sezener, E., Spencer, S., Srinivasan, S., Wang, L., Stokowiec, W., and Viola, F. The DeepMind JAX Ecosystem, 2020. URL <http://github.com/deepmind>.
- Blei, D. M., Ng, A. Y., and Jordan, M. I. Latent Dirichlet allocation. *The Journal of Machine Learning Research*, 2003.
- Bradbury, J., Frostig, R., Hawkins, P., Johnson, M. J., Leary, C., Maclaurin, D., Necula, G., Paszke, A., VanderPlas, J., Wanderman-Milne, S., and Zhang, Q. JAX: composable transformations of Python+NumPy programs, 2018. URL <http://github.com/google/jax>.
- Burda, Y., Grosse, R. B., and Salakhutdinov, R. Importance weighted autoencoders. In *International Conference on Learning Representations (ICLR)*, 2016.
- Cuturi, M., Meng-Papaxanthos, L., Tian, Y., Bunne, C., Davis, G., and Teboul, O. Optimal transport tools (ott): A JAX toolbox for all things Wasserstein. *arXiv preprint arXiv:2201.12324*, 2022.
- Deng, L. The MNIST database of handwritten digit images for machine learning research. *IEEE Signal Processing Magazine*, 2012.
- Dhaka, A. K., Catalina, A., Welandawe, M., Andersen, M. R., Huggins, J., and Vehtari, A. Challenges and opportunities in high dimensional variational inference. *Advances in Neural Information Processing Systems*, 2021.
- Fitzmaurice, G. M. and Laird, N. M. A likelihood-based method for analysing longitudinal binary responses. *Biometrika*, 1993.
- Geffner, T. and Domke, J. Variational inference with locally enhanced bounds for hierarchical models. In *International Conference on Machine Learning (ICML)*, 2022.
- Gelman, A. and Hill, J. *Data analysis using regression and multilevel/hierarchical models*. Cambridge University Press, 2006.
- Hoffman, M. D. and Blei, D. M. Structured stochastic variational inference. In *International Conference on Artificial Intelligence and Statistics*, 2015.
- Hoffman, M. D., Gelman, A., et al. The No-U-Turn sampler: adaptively setting path lengths in Hamiltonian Monte Carlo. *The Journal of Machine Learning Research*, 2014.
- Jälkö, J., Dikmen, O., and Honkela, A. Differentially private variational inference for non-conjugate models. *arXiv preprint arXiv:1610.08749*, 2016.

- Jordan, M. I., Lee, J. D., and Yang, Y. Communication-efficient distributed statistical inference. *Journal of the American Statistical Association*, 2018.
- Kairouz, P., McMahan, H. B., Avent, B., Bellet, A., Bennis, M., Bhagoji, A. N., Bonawitz, K., Charles, Z., Cormode, G., Cummings, R., et al. Advances and open problems in federated learning. *Foundations and Trends® in Machine Learning*, 2021.
- Khan, L. U., Saad, W., Han, Z., Hossain, E., and Hong, C. S. Federated learning for internet of things: Recent advances, taxonomy, and open challenges. *IEEE Communications Surveys & Tutorials*, 2021.
- Kingma, D. P. and Ba, J. Adam: A method for stochastic optimization. In *International Conference on Learning Representations (ICLR)*, 2015.
- Kingma, D. P. and Welling, M. Auto-encoding variational Bayes. In *International Conference on Learning Representations (ICLR)*, 2014.
- Kotelevskii, N., Vono, M., Moulines, E., and Durmus, A. FedPop: A Bayesian approach for personalised federated learning. *Advances in Neural Information Processing Systems*, 2022.
- Lim, W. Y. B., Luong, N. C., Hoang, D. T., Jiao, Y., Liang, Y.-C., Yang, Q., Niyato, D., and Miao, C. Federated learning in mobile edge networks: A comprehensive survey. *IEEE Communications Surveys & Tutorials*, 2020.
- Liu, S. and Owen, A. B. Quasi-Monte Carlo quasi-Newton in variational Bayes. *The Journal of Machine Learning Research*, 2021.
- Mallasto, A. and Feragen, A. Learning from uncertain curves: The 2-Wasserstein metric for Gaussian processes. *Advances in Neural Information Processing Systems*, 2017.
- McMahan, B., Moore, E., Ramage, D., Hampson, S., and y Arcas, B. A. Communication-efficient learning of deep networks from decentralized data. In *International Conference on Artificial intelligence and statistics*, 2017.
- Mimno, D., Wallach, H., Talley, E., Leenders, M., and McCallum, A. Optimizing semantic coherence in topic models. In *Proceedings of the 2011 Conference on Empirical Methods in Natural Language Processing*, 2011.
- Mohamed, S., Rosca, M., Figurnov, M., and Mnih, A. Monte Carlo gradient estimation in machine learning. *The Journal of Machine Learning Research*, 2020.
- Murphy, K. P. *Probabilistic Machine Learning: Advanced Topics*. MIT Press, 2023. URL <http://probml.github.io/book2>.
- Neiswanger, W., Wang, C., and Xing, E. P. Asymptotically exact, embarrassingly parallel MCMC. In *Thirtieth Conference on Uncertainty in Artificial Intelligence (UAI)*, 2014.
- Ong, V. M.-H., Nott, D. J., and Smith, M. S. Gaussian variational approximation with a factor covariance structure. *Journal of Computational and Graphical Statistics*, 2018.
- Ou, R., Sen, D., and Dunson, D. Scalable Bayesian inference for time series via divide-and-conquer. *arXiv preprint arXiv:2106.11043*, 2021.
- Panaretos, V. M. and Zemel, Y. Statistical aspects of Wasserstein distances. *Annual Review of Statistics and its application*, 2019.
- Papamakarios, G., Nalisnick, E. T., Rezende, D. J., Mohamed, S., and Lakshminarayanan, B. Normalizing flows for probabilistic modeling and inference. *The Journal of Machine Learning Research*, 2021.
- Phan, D., Pradhan, N., and Jankowiak, M. Composable effects for flexible and accelerated probabilistic programming in NumPyro. *arXiv preprint arXiv:1912.11554*, 2019.
- Quiroz, M., Nott, D. J., and Kohn, R. Gaussian variational approximations for high-dimensional state space models. *Bayesian Analysis*, 2022.
- Rehurek, R. and Sojka, P. Software Framework for Topic Modelling with Large Corpora. In *Proceedings of the LREC 2010 Workshop on New Challenges for NLP Frameworks*, 2010.
- Rezende, D. and Mohamed, S. Variational inference with normalizing flows. In *International Conference on Machine Learning (ICML)*, 2015.
- Rezende, D. J., Mohamed, S., and Wierstra, D. Stochastic backpropagation and approximate inference in deep generative models. In *International Conference on Machine Learning (ICML)*, 2014.
- Rieke, N., Hancox, J., Li, W., Milletari, F., Roth, H. R., Albarqouni, S., Bakas, S., Galtier, M. N., Landman, B. A., Maier-Hein, K., et al. The future of digital health with federated learning. *NPJ Digital Medicine*, 2020.
- Roeder, G., Wu, Y., and Duvenaud, D. K. Sticking the landing: Simple, lower-variance gradient estimators for variational inference. *Advances in Neural Information Processing Systems*, 2017.
- Scott, S. L., Blocker, A. W., Bonassi, F. V., Chipman, H. A., George, E. I., and McCulloch, R. E. Bayes and big data: The consensus Monte Carlo algorithm. *International*

Journal of Management Science and Engineering Management, 2016.

Smith, M. S. and Loaiza-Maya, R. Implicit copula variational inference. *arXiv preprint arXiv:2111.09511*, 2021.

Srivastava, A. and Sutton, C. Autoencoding variational inference for topic models. In *International Conference on Learning Representations (ICLR)*, 2017.

Srivastava, S., Li, C., and Dunson, D. B. Scalable Bayes via barycenter in Wasserstein space. *The Journal of Machine Learning Research*, 2018.

Tan, L. S. Analytic natural gradient updates for Cholesky factor in Gaussian variational approximation. *arXiv preprint arXiv:2109.00375*, 2021.

Tan, L. S. and Nott, D. J. Gaussian variational approximation with sparse precision matrices. *Statistics and Computing*, 2018.

Tan, L. S., Bhaskaran, A., and Nott, D. J. Conditionally structured variational Gaussian approximation with importance weights. *Statistics and Computing*, 2020.

Tran, D., Blei, D., and Airoldi, E. M. Copula variational inference. *Advances in Neural Information Processing Systems*, 2015.

Vono, M., Plassier, V., Durmus, A., Dieuleveut, A., and Moulines, E. QlSD: Quantised Langevin stochastic dynamics for Bayesian federated learning. In *International Conference on Artificial Intelligence and Statistics*, 2022.

Wang, X., Guo, F., Heller, K. A., and Dunson, D. B. Parallelizing MCMC with random partition trees. *Advances in Neural Information Processing Systems*, 2015.

Xu, J., Glicksberg, B. S., Su, C., Walker, P., Bian, J., and Wang, F. Federated learning for healthcare informatics. *Journal of Healthcare Informatics Research*, 2021.