

# Leveraging AI to improve human planning in large partially observable environments

Lovis Heindrich<sup>1\*</sup>, Saksham Consul<sup>1</sup>, Falk Lieder<sup>1</sup>

<sup>1</sup>Max Planck Institute for Intelligent Systems, Tübingen, Germany

\*E-mail: [lovis.heindrich@tuebingen.mpg.de](mailto:lovis.heindrich@tuebingen.mpg.de)

February 7, 2023

## 1 Abstract

AI can not only outperform people in many planning tasks, but also teach them how to plan better. All prior work was conducted in fully observable environments, but the real world is only partially observable. To bridge this gap, we developed the first metareasoning algorithm for discovering resource-rational strategies for human planning in partially observable environments. Moreover, we developed an intelligent tutor teaching the automatically discovered strategy by giving people feedback on how they plan in increasingly more difficult problems. We showed that our strategy discovery method is superior to the state-of-the-art and tested our intelligent tutor in a preregistered training experiment with 330 participants. The experiment showed that people’s intuitive strategies for planning in partially observable environments are highly suboptimal, but can be substantially improved by training with our intelligent tutor. This suggests our human-centred tutoring approach can successfully boost human planning in complex, partially observable sequential decision problems.

## 2 Main

The (ir)rationality of human decision-making is one of the most fiercely debated topics of the cognitive sciences because it has significant implications for economics and public policy [48]. The concern that most people are too irrational to make the right decisions for themselves are often used to argue for more regulations or nudging people towards better choices [49]. By contrast, people who believe in human rationality argue that this unnecessarily restricts people’s autonomy because it would be completely sufficient to provide people with high-quality information [20].

Most people agree that people make suboptimal choices in certain situations. But there is persistent disagreement about the causes of this suboptimality.

Those disagreements matter because the causes of suboptimal decision-making determine what, if anything, should be done to improve it [45]. One crucial point of disagreement is whether people’s decisions are suboptimal because of cognitive limitations versus suboptimal heuristics [46, 44]. If people used suboptimal heuristics, then it should be sufficient to teach them better decision-making strategies [23, 13, 20, 17]. But if people’s cognitive constraints made good decision-making impossible for them, then one could argue that crucial decisions should be partly outsourced to computers [31, 28] or policymakers [49]. Outsourcing people’s decisions to computers might seem particularly appealing, given that the application of reinforcement learning algorithms, has led to intelligent systems that can outperform people in complex planning problems, such as playing Atari games [33], abstract strategy games like chess and Go [40, 39], and even complex real-time strategy games like StarCraft [50].

Recent research suggested that people’s planning strategies make near-optimal use of their cognitive resources in some situations, but are systematically suboptimal in others [8, 21]. Building on these findings, subsequent research showed that human planning can be significantly improved by teaching people optimal planning strategies [6, 10, 32]. In contrast to outsourcing people’s decisions to computers, this approach enables people to effectively plan in novel future situations where decision support systems are unavailable [6, 10, 32]. In this line of work, the optimal planning strategies were discovered by leveraging artificial intelligence. Concretely, using a model of the planning task and the elementary operations of human planning, methods from reinforcement learning were fashioned into algorithms for computing near-optimal cognitive strategies for human planning [5, 32, 10]. These algorithms have been extended to increasingly larger planning problems. Being able to algorithmically discover planning strategies that perform better than people’s intuitive planning strategies opens up the possibility of teaching these strategies to people. This idea has been successfully applied in previous work, where human planning was improved in a fully automated way through training sessions with an interactive tutor [6, 10].

While currently limited to relatively small and simplified planning problems, a major next step in this line of research is to extend strategy discovery methods to real-life scenarios. Solving decision tasks closer to real-life problems requires scaling current methods to more complex and naturalistic decision problems. Being able to model and discover efficient planning strategies for such problems has the large potential of having a positive impact on people’s lives by improving their planning in relevant issues people face in the real world, such as deciding what to work on next or which charity to donate to [9].

This article overcomes a crucial limitation of previous research on evaluating and improving human planning, namely the fact that it was conducted in simplistic planning tasks where the environment is fully observable. In real-world applications, planning requires managing high levels of uncertainty. Thinking about a future action or event is unlikely to lead to a completely reliable prediction of its consequences. For example, when planning which bus to take, the precise time of arrival cannot be guaranteed since the bus can be delayed by a wide range of random events such as traffic jams. One therefore needs

to make, refine, and plan with uncertain estimates of the bus timings. How well people plan in such more realistic scenarios remains unknown. Moreover, while computer algorithms for planning in partially observable environments have been studied for a long time [35], there is no prior work on discovering clever strategies for human planning in partially observable environments [6, 10, 32].

Our main contributions are the following. First, we formalize the problem of human planning in partially observable environments as a meta-level MDP [15, 18]. Second, we introduce the first algorithm that can discover efficient cognitive strategies for human planning in partially observable environments. Third, we developed an intelligent human-centred tutoring system that teaches people to use the discovered strategies in a fully automated manner and evaluated it in a large online experiment. Our results show that the planning strategies people intuitively use in partially observable environments are highly suboptimal, and that teaching people the planning strategies discovered by our method substantially improves the quality of their decisions. This constitutes an important step towards improving human decision-making in the real world.

We evaluate planning strategies from a metareasoning perspective [37]. That is, instead of only evaluating the utility resulting from executing a plan, we also consider how efficiently mental planning operations were selected. When planning, human decision-makers are inherently limited by their cognitive resources and their limited time. Good planning strategies make efficient use of these limited cognitive resources to arrive at good plans with a limited amount of computation. This idea has been formalized by the theory of *resource-rationality* [25]. The resource-rationality of a planning strategy is the average expected return of the resulting plan minus the average cost of the time and computational resources spent on computing the plan. This formal measure can be used as a metric for measuring the quality of human planning and comparing it against automatically discovered planning strategies [10].

The human planning process can formally be described as a meta-level Markov Decision Process [18, 8], an extension of Markov Decision Processes (MDP). MDPs are a general framework used to simulate and evaluate decision-making, in which an agent interacts with a (stochastic) environment by performing actions and, in return, receiving a reward. In a meta-level MDP, the state represents the agent’s current belief about the environment (*belief state*). Actions in the meta-level MDP are *computations* which reveal information about the environment while incurring a planning cost. An additional meta-level action, the termination action, represents stopping the planning process and acting out the plan with the highest expected return. Achieving a high resource-rationality score (*RR-score*) requires efficiently balancing between gathering information and deciding when to stop planning.

Different approaches to solving fully observable meta-level MDPs exist (e.g. [18, 5, 10, 47, 15]). While dynamic programming provides an exact solution, the size of environments it can be applied to is severely limited due to the exponentially increasing space of possible belief states. Therefore, approximate methods have been developed. One approach is the meta-greedy policy that

always chooses the computation that maximizes the immediate improvement in the plan minus its cost [37], reducing the complexity of planning by only planning ahead for one time step. Callaway et al. (2017) [5] developed a method that combines multiple approximations of the value of computation (VOC) to estimate the benefit of computations, and Consul et al. (2022) [10] improved the method’s scalability using a hierarchical decomposition. Another recent approach by Ellis et al. (2019) [12] formalized the related problem of program synthesis as an MDP.

Previous models of human planning assumed that a computation always reveals the true reward of the simulated action [8, 15]. However, in the real world, thinking about an action’s outcomes rarely leads to certainty [51, 16]. Instead, each time a person thinks about an action’s outcome, the scenario they imagine might be different, and the more uncertain the outcome is, the more variable the imagined outcomes will be. We incorporate this variability into the meta-level MDP model of human planning [8]. In our model of planning in partially observable environments, computations produce samples from the agent’s probability distribution on what the true reward might be. This allows computations to be repeated multiple times, iteratively increasing the accuracy of one’s belief. We believe that advancing automatic strategy discovery to partially observable environments is an important stepping stone on the path to leveraging automatic strategy discovery to improve human decision-making in the real world.

Partial observability considerably increases the difficulty of solving the meta-level MDP because the number of possible sequences of computations is no longer limited by the number of nodes. None of the previous methods could handle this challenge. To overcome this problem, we developed the meta-greedy policy for partially observable environments (MGPO), a meta-greedy planning method that selects computations using a myopic approximation of the VOC. The myopic VOC only considers the immediate benefit of computations: how likely it is that the new information will change the agent’s plan. In the partially observable setting, it is necessary to estimate the probability that the next noisy observation reveals information that will change the agent’s plan after integrating the information into the agent’s posterior belief state. We calculate the probabilities and the expected improvement of these events by applying the rules of probability theory. Using the myopic VOC calculation, the overall planning strategy is constructed by iteratively choosing the computation with the highest VOC until the cost of planning becomes higher than the expected improvement, at which point planning is terminated and the plan with the highest expected reward is chosen. A major benefit of MGPO is its computational efficiency, which allows computing the approximated VOC of computations in an online fashion, a critical component to building a feedback-based cognitive tutor.

To teach strategies in large and partially observable settings, we build upon existing work known as *cognitive tutors*, in which strategies are taught fully automatically using cognitive tutoring systems which give people feedback on their chosen computations [6]. Since prior work relied on solving the meta-

level MDP with dynamic programming, which is intractable for large, partially observable environments, we simplified the feedback mechanism to a binary approach: instead of computing the exact feedback for each action, we separate actions into optimal and suboptimal choices using the MGPO estimates of action’s VOC and give the same feedback for all suboptimal choices. When teaching strategies using delay penalties for incorrect choices, this results in a fixed delay for all incorrect computations except for the termination action. When the person terminates planning too early, the delay penalty is increased by an additional scaled delay penalty representing how beneficial further planning would have been. In combination with the fast MGPO computation, these simplifying approximations enable us to use feedback-based tutors in partially observable environments.

To further help people learn planning strategies, we introduced an improved teaching methodology and training schedule to the cognitive tutor. While previous tutors gave participants a choice between all available computations, in our environments the number of available actions is much higher, making it unlikely for participants to choose good actions before they fully understand the planning strategy. We therefore adapted the cognitive tutor, based on the idea of shaping [41], to start with a smaller version of the decision-task and incrementally add complexity. Instead of choosing between all actions from the start, participants are initially given the choice between only a few computations. The number of computations participants choose between is increased over time, making the decision problem more complex. The environment itself is also simplified, starting with a small version of the task and adding complexity by increasing the environment size over the training trials. Additionally, we interleave training sessions with the cognitive tutor and video demonstrations showing the taught planning strategy [10] for each environment size. This allows participants to get an intuition of good computations from watching the demonstrations, which they can then confirm or correct when training with the feedback tutor.

## 3 Results

### 3.1 Effectiveness of our strategy discovery method

To evaluate how resource-rational the strategy discovered by our method is, we compared it against two baseline methods: the discretized meta-greedy policy [37, 29] and PO-UCT [38] with different computational budgets. The performance of the algorithms was measured by the expected resource-rationality score (*RR-score*) of the discovered planning strategy. We also evaluated the average time required to select a computation, which is crucial to our online application in a cognitive tutor.

The evaluation was performed on four benchmark environments introduced by Consul et al. (2022) [10]. The environments were built from 2 to 5 blocks of 18 nodes, each leading to a different goal node. The environments all follow

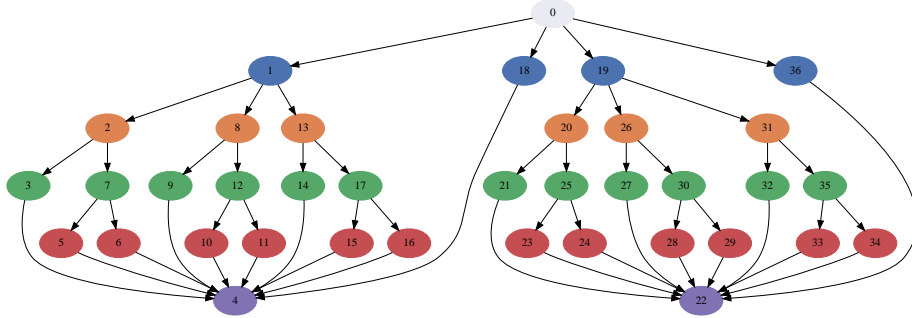


Figure 1: Environment used in the simulation evaluation. The reward of each node is independently sampled from a Normal distribution:  $\mathcal{N}(0, 5)$  for nodes colored in blue,  $\mathcal{N}(0, 10)$  for orange nodes,  $\mathcal{N}(0, 20)$  for green nodes,  $\mathcal{N}(0, 40)$  for red nodes,  $\mathcal{N}(0, 100)$  for node 4, and  $\mathcal{N}(0, 120)$  for node 22.

an increasing variance structure, where the uncertainty about the reward of the node increases the further away it is from the starting node (see Figure 1). To make these environments partially observable, computations only reveal a noisy sample of the node’s true reward value and each node can be sampled repeatedly to increase the confidence in the node’s underlying reward.

Table 1 shows each method’s average resource rationality scores (*RR-score*). We analyzed the results using a three-way ANOVA to determine the effects of the algorithm on the *RR-score* for different planning costs and different sizes of the environment. The ANOVA revealed that some methods tended to discover significantly more resource rational planning strategies than others ( $F(5, 239952) = 32682.5, p < .001$ ). A Hukey-HSD post-hoc comparison showed that MGPO performs significantly better than the meta-greedy policy ( $p = .001$ ), the PO-UCT algorithm with 5000 steps ( $p = .008$ ), and all PO-UCT algorithm configurations with less than 5000 steps (all  $p < .001$ ).

On average, MGPO took 0.03 seconds to select the next computation. The only baseline method with a comparable runtime is PO-UCT with 10 steps (0.02 seconds). However, with only 10 computation steps, PO-UCT fails to perform any meaningful planning and performs much worse than all other tested methods (see Table 1). The other baseline methods required a computational budget more than a 100 times higher than the budget used by the MGPO policy: the meta-greedy policy required 4.89 seconds, PO-UCT with 100 steps 0.22 seconds, PO-UCT with 1000 steps 3.22 seconds, and PO-UCT with 5000 steps 14.19 seconds.

In summary, our results show that our method is consistently better than alternative methods with a similar computational budget and much faster. Ad-

	Environment (Goals)	2	3	4	5
Cost	Algorithm				
0.05	MGPO (ours)	118.97	158.28	191.14	223.84
	Meta-greedy policy	115.47	154.33	186.91	218.45
	PO-UCT 10 steps	55.00	55.00	55.03	55.20
	PO-UCT 100 steps	114.94	152.42	186.17	218.75
	PO-UCT 1000 steps	115.46	155.96	188.76	220.57
	PO-UCT 5000 steps	117.41	156.53	189.51	220.94
1.00	MGPO (ours)	104.75	142.27	173.75	205.27
	Meta-greedy policy	103.69	141.46	173.23	204.27
	PO-UCT 10 steps	-135.95	-135.67	-135.89	-135.64
	PO-UCT 100 steps	98.11	133.79	160.86	189.61
	PO-UCT 1000 steps	102.23	138.33	171.64	202.69
	PO-UCT 5000 steps	100.66	140.10	172.20	203.21

Table 1: Mean resource rationality score for both cost settings and all four environments. Results are averaged over 5000 environment instances. The PO-UCT versions differ by the number of simulation steps given for each computation.

ditional analysis of the interaction effects can be found in the supplementary information.

### 3.2 Improving human planning

Based on the superior performance and computational speed of MGPO, we decided to evaluate MGPO in an online experiment. In the experiment, we tested if we can improve human resource-rationality by teaching them MGPO’s strategy in training sessions with the cognitive tutor. To implement the experiment, we used the Mouselab-MDP paradigm [7, 8, 21], in which the internal human planning process is externalized through information retrieval actions. The used environment is a partially observable version of a task environment introduced by Consul et al. (2022) [10] (see Figure 2). We evaluated participants using the flight planning task [10], where participants plan the most profitable route for a fictional airplane by navigating a graph whose nodes represent different airports. Each airport has a hidden reward value of the profits made by visiting that airport. In previous versions of the task, participants revealed the reward value of an airport by clicking on it. Crucially, in our partially observable version of the task, clicking on an airport instead reveals a noisy sample of the underlying reward.

We recruited a total of 330 participants, which were randomly assigned to one of three conditions: one experimental condition with a cognitive tutor (*Choice Tutor*), one control condition without a cognitive tutor (*No Tutor*), and one control condition with a *Dummy Tutor*). After receiving a brief introduction to the task, participants practiced flight planning over 12 training trials, after which their learned strategy was evaluated in 10 test trials. The training section consisted of 4 stages with increasingly complex environments, starting with a

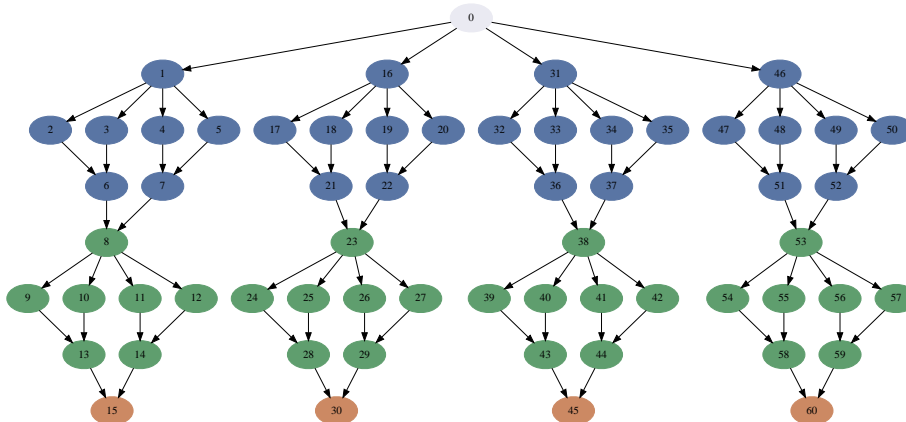


Figure 2: The environment used in the online experiment. Rewards are sampled from Normal distributions depending on the node:  $\mathcal{N}(0, 5)$  for nodes close to the root (blue),  $\mathcal{N}(0, 10)$  for intermediate nodes (green), and  $\mathcal{N}(0, 20)$  for nodes furthest from the root (orange).

small environment of 8 nodes and building up to the full 60 node test environment. In each stage, the participants in the *Choice Tutor* condition received one video demonstration of the discovered strategy and two training trials with our cognitive tutor for the corresponding environment. In the *No Tutor* condition, participants practiced in the environments on their own for 3 training trials per environment size. The *Dummy Tutor* condition featured a training schedule of video demonstrations and tutor sessions similar to the experimental condition, except that the demonstrated computations and the feedback were chosen at random.

Condition	<i>Goal Strategy</i>	<i>RR-Score</i>		<i>Click Agreement</i>		<i>Termination Agreement</i>		<i>Repeat Agreement</i>	
		Median	IQR	Median	IQR	Median	IQR	Median	IQR
Choice Tutor	0.71	22.67	26.14	0.32	0.24	0.94	0.05	0.0	0.33
No Tutor	0.16	11.46	19.68	0.12	0.25	0.93	0.07	0.0	0.00
Dummy Tutor	0.43	14.11	23.34	0.25	0.30	0.92	0.09	0.0	0.00

Table 2: Median results and Inter Quartile Range (IQR) of participants' performance in the experiment. The *goal planning* strategy measure is reported as the proportion of participants who learned the desired behavior.

The results of the experiment are summarized in Table 2. We start by comparing the unaided human performance (*No Tutor* condition) to the performance of MGPO when evaluated on the same set of environments. MGPO's strategy achieves a median *RR-score* of 22.70 (interquartile range: 21.25), com-



pared to the lower *RR-score* of 11.46 achieved by participants in the *No Tutor* condition. A Wilcoxon signed-rank test confirmed that this difference is significant ( $T = 102373$ ,  $p < .001$ ), indicating that people’s strategies for solving partially observable meta-level MDPs are suboptimal and can potentially be improved by teaching them MGPO’s superior planning strategy. Comparing participants in the *Choice tutor* to MGPO’s strategy confirmed the effectiveness of the cognitive tutor. Participants in the *Choice tutor* condition achieved a *RR-score* of 22.67 while MGPO achieved a *RR-score* 22.41 (interquartile range: 21.98) on the same environments. Even though participants of the *Choice Tutor* condition didn’t learn to follow the demonstrated strategy exactly, training with the cognitive tutor taught them a similarly efficient planning strategy that numerically even slightly surpassed MGPO’s strategy in the evaluation environments. Using a Wilcoxon signed-rank test, we did not find a significant difference between participants in the *Choice tutor* condition and MGPO’s strategy ( $p = .453$ ). We now continue our analysis with a detailed comparison between the three conditions.

Participants’ *RR-scores* on the test trials differed significantly between the three conditions ( $F(1.9, 259.58) = 33.22$ ,  $p < .001$ ). Post hoc ANOVA-type statistics showed that the performance of participants in the *Choice Tutor* condition was significantly higher than the performance of participants in the *No Tutor* ( $F(1) = 57.90$ ,  $p < .001$ ) and participants in the *Dummy Tutor* condition ( $F(1) = 50.52$ ,  $p < .001$ ). There was no significant difference in the performance of the participants of the two control conditions ( $F(1) = 1.14$ ,  $p < .29$ ).

The strategy discovered by our method followed a general goal-directed planning strategy of first examining nodes the furthest away from the root node to select one or more potential goals (goal-setting). Planning backward from promising goals, it then inspects intermediate nodes, and lastly the nodes closest to the root node. Our analysis showed that significantly more participants in the *Choice Tutor* condition learned the *goal planning* component of MGPO’s strategy than participants in the *No Tutor* condition ( $z = 7.69$ ,  $p < .001$ ) and participants in the *Dummy Tutor* condition ( $z = 4.04$ ,  $p < .001$ ).

We investigated how closely participants followed MGPO’s strategy using a measure called *click agreement*. *Click agreement* was calculated by comparing each individual computation a participant chose with the computations that were optimal in that belief state according to MGPO’s strategy. For each trial, the *click agreement* measure then expresses to which extent participants chose one of the optimal computations. We found significant differences in *click agreement* between conditions using the ANOVA-type statistic with Box approximation [3] ( $F(1.98, 283.42) = 49.67$ ,  $p < .001$ ). Post hoc ANOVA tests showed that participants in the *Choice Tutor* condition had a significantly higher *click agreement* than participants in the *No Tutor* condition ( $F(1) = 107.42$ ,  $p < .001$ ) and *Dummy Tutor* condition ( $F(1) = 16.14$ ,  $p < .001$ ).

To evaluate how well participants learned when to stop planning, we compared when planning was terminated by participants versus MGPO’s strategy. The ANOVA-type statistic with Box approximation [3] confirmed significant differences between conditions ( $F(1.93, 267.49) = 10.39$ ,  $p < .001$ ). Post hoc

ANOVA tests showed that participants in the *Choice Tutor* condition achieved a significantly higher *termination agreement* than participants in the *No Tutor* condition ( $F(1) = 4.75, p = .029$ ) and *Dummy Tutor* condition ( $F(1) = 23.63, p < .001$ ).

Lastly, we investigated if participants understood the value of investing additional computations by repeating their clicks as often as MGPO’s strategy repeats computations. A repetition is defined as a computation that had already been selected at least once before the current time step. To calculate the *repeat agreement* score, we compared each computation a participant performed to the computations MGPO’s strategy chooses in the same belief state. The ANOVA-type statistic with Box approximation [3] revealed significant differences in *repeat agreement* between conditions ( $F(1.96, 273.48) = 15.41, p < .001$ ). Post hoc ANOVA-type statistics showed that participants in the *Choice Tutor* condition achieved a significantly higher *repeat agreement* than participants in the *No Tutor* condition ( $F(1) = 22.45, p < .001$ ) and the *Dummy Tutor* condition ( $F(1) = 25.33, p < .001$ ). Overall, participants struggled to learn when to repeat a computation, resulting in a median *repeat agreement* of 0. Differences between conditions are therefore only visible in the mean performance scores, with participants of the *Choice tutor* condition achieving a mean repeat agreement of 0.18, compared to 0.08 for the *No tutor* condition, and 0.09 for the *Dummy tutor* condition.

### 3.3 Analysis of the discovered strategy

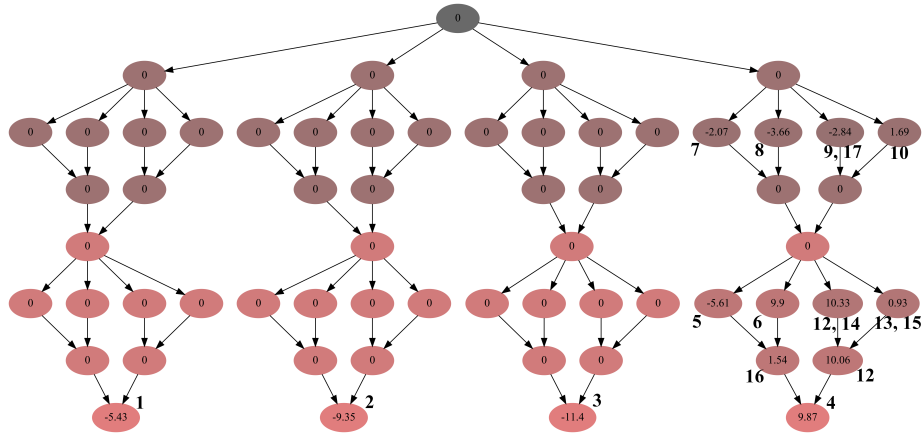


Figure 3: Example of the computed strategy in a specific environment instance. The numbers in the nodes show the expected reward of the nodes according to the current belief state. The node’s color indicates the uncertainty, ranging from no uncertainty (gray) to high uncertainty (red). The numbers next to the nodes indicate in which order the nodes have been selected by the planning strategy discovered by our method.

To better understand the strategy used by our algorithm, we inspected the computations it performs in a sample environment (see Figure 3). The planning strategy discovered by our algorithm follows a general pattern of first investigating goal nodes until a good goal has been identified. This can include repeating computations for one or more goals if they are sufficiently close in expected reward. After identifying the best goal node, intermediate nodes leading to the selected goal are investigated until a sufficient path has been identified. Here, again, nodes can be sampled multiple times if they show similar expected rewards. Lastly, the nodes close to the root node that lead to the selected goal are investigated. The algorithm then tries to improve upon the current best path by repeatedly sampling additional alternatives if their VOC is sufficiently high.

## 4 Conclusion

We presented an extension of the meta-level MDP model of optimal human planning strategies to partially observable environments. To derive optimal strategies for human planning in partially observable environments, we developed MGPO, a metareasoning algorithm that myopically approximates the VOC by calculating the expected improvement for all computations. Additionally, we created a novel cognitive tutor that teaches the discovered planning strategies in partially observable environments by approximating optimal metacognitive feedback using the myopic VOC. A performance evaluation against existing methods showed that our method achieves higher RR-scores while also being substantially faster. Computational efficiency is crucial to enable cognitive tutors that give learners immediate feedback on their computations. We further showed that the cognitive tutor improves people’s resource-rationality by teaching them the planning strategy discovered by MGPO. People trained by the cognitive tutor learned significantly better planning strategies compared to people who practiced by themselves or were trained with a similar tutor that had no knowledge of MGPO’s strategy.

To achieve a high computational efficiency, we limited MGPO’s meta-planning to a single step. This myopic way of meta-planning performed well in our tests and allowed us to compute metacognitive feedback in an online fashion that adapts directly to the learner’s current belief state. However, to discover a truly optimal planning strategy, it is necessary to consider all possible sequences of future computations and the observations they might generate. More practically, the method could plan for a fixed number of computations or approximate VOC features that contain groups of nodes [5]. Additionally, our current version of MGPO is limited to use-cases where the rewards are normally distributed. While it is possible to extend the method to more expressive reward distributions in future work, normal distributions are widely present in nature [30] and have been used extensively in relevant prior work [11, 16, 32, 10, 27].

Our findings have important implications for the debate about human rationality [48, 46, 14, 25]. Our experiment is one of the first to demonstrate that people do not make fully rational use of their limited cognitive resources

[8, 6, 10, 1]. The few previous studies that directly compared human decision-making to resource-rational decision-making found used comparatively simple, fully observable environments. Our experiment shows that those deviations do not go away as we move to more realistic decision problems where the environment is only partially observable. To the contrary, we found that human decision-making is even more suboptimal in such more complex and practically important types of decisions. This means that the quality of people’s decisions is limited not only by their finite time and bounded cognitive resources, but also by their cognitive strategies. On the bright side, this means that people’s decision-making competence can be boosted by teaching them better decision strategies [20]. Concretely, the results presented in this article show that leveraging AI to discover and teach resource-rational cognitive strategies is a promising approach to improving human decision-making.

It was recently suggested that the computational efficiency of human cognition can be understood in terms of rational metareasoning [15]. According to this view, the human mind strategically selects its computations to maximize the expected utility of its decisions minus the cost of computation. Performing rational metareasoning exactly would be computationally intractable [37]. However, it is believed that people may be able to approximate rational metareasoning efficiently [26]. One of the simplest approximations to rational metareasoning is the meta-greedy policy, which only looks a single computation ahead [37]. In our experiment, people’s level of resource-rationality was substantially lower than that of the meta-greedy policy. This suggests that if people approximate rational metareasoning at all, then their approximation is probably even simpler and less accurate than the meta-greedy approximation. One possibility is that people might rarely, or never, metareason about individual cognitive operations and instead learning cognitive strategies through simple, model-free reinforcement learning mechanisms [19, 22]. If this is the case, then methods that have been developed to foster this simple form of learning, such as feedback [6] and shaping [41, 42], may be very appropriate for helping people learn how to make better decisions. Since our intelligent tutor was based on those principles, its effectiveness suggests that this might be the case.

A major next step will be to apply automatic strategy discovery methods to real-world problems. While there is evidence that learners can transfer strategies to different planning problems [6], another direct approach to achieve a real-world impact will be to model relevant real-world issues directly within the meta-level MDP framework. Strategy discovery methods could then directly discover resource-rational planning strategies for these problems, and teaching them to people will have a large potential benefit to their lives. To make this possible, recent work has made strategy discovery methods more scalable [10], more interpretable [43, 1], and more robust against errors and uncertainties in our models of the real-world [32].

In summary, we presented an approach that leverages human-centred AI to improve human planning and decision-making in partially observable environments and demonstrated its effectiveness through simulations and a training experiment. This research constitutes an important step towards improving hu-

man decision-making in complex real-world tasks that require farsighted planning under uncertainty. Our cognitive tutor makes it possible to teach highly complicated planning strategies to people. MGPO can discover strategies that are substantially better than the strategies people intuitively use. It can therefore be used to characterize the principles of good decision-making under uncertainty that we could previously only speculate about. Comparing people’s intuitive decision strategies to those principles might reveal a yet unknown cognitive biases with potentially devastating consequences in complex real-world problems. Moreover, MGPO is computationally efficient enough to be used by our cognitive tutor in an online teaching procedure. Future work on intelligent cognitive tutors might therefore make it feasible to very cost-effectively boost the decision-making competence of millions of people. It might thereby become possible to improve crucial decisions without having to resort to nudging [20] and without having to interfere with people’s freedom to make their own decisions [49].

## 5 Methods

In this section, we first define the strategy discovery problem in partially observable environments, and describe MGPO, our strategy discovery method. We then describe how the cognitive tutor teaches people how to plan and, finally, we provide the methodology for both the simulation experiment and the human training experiment.

### 5.1 Strategy discovery in partially observable environments

The goal is to discover a planning strategy that describes which computation people should select next given the currently known information about the environment. This problem is referred to as the *meta-level* problem, in which actions are stochastic simulations that update the agent’s belief about rewards in the *object-level* problem. The object-level problem is deterministic and can be described by a directed acyclic graph  $G = (V, E)$ . The graph has a start node  $v_0$  and a set of goal nodes  $V_G \subseteq V$  that have no child nodes. Nodes  $g \in G$  have fixed ground-truth rewards drawn from a multivariate Normal distribution:  $(gt_1, \dots, gt_N) \sim (\mathcal{N}(\mu_1, \tau_1), \dots, \mathcal{N}(\mu_N, \tau_N))$  [10]. We define  $\text{Paths}(G)$  as the set of paths that start at the start node and end at a goal node. The object-level actions then consist of selecting a path to traverse, accumulating the ground-truth rewards of the visited nodes.

#### 5.1.1 Formalizing the strategy discovery problem as a meta-level MDP

Following previous work on strategy discovery in other domains [15, 8, 10], we model the problems of discovering planning strategies for partially observable environments as a meta-level Markov Decision Process  $M = (\mathcal{B}, \mathcal{C}, T_{\text{meta}}, r_{\text{meta}})$

[18], consisting of a belief state  $\mathcal{B}$ , a set of computations  $\mathcal{C}$ , a reward function  $r_{\text{meta}}$ , and transition probabilities  $T_{\text{meta}}$ . We now define each of the four components of our meta-level MDP formulation of the strategy discovery problem in turn.

**Belief state** In general, the belief state  $b \in \mathcal{B}$  of a meta-level MDP represents the agent’s current knowledge about the environment’s reward. We model the agent’s beliefs about the rewards at the  $N$  locations of the partially observable environment as a multivariate Normal distribution. The entries in the belief state  $b_i = (\mu_i, \tau_i)$  represent the agent’s posterior distribution about the reward of node  $i \in V$  given the information that has been observed so far. The initial belief state is  $b^{(0)} = (\mathcal{N}(\mu_1^{(0)}, \tau_1^{(0)}), \dots, \mathcal{N}(\mu_N^{(0)}, \tau_N^{(0)}))$ . This belief reflects the statistics of the environment, in the sense that the ground-truth rewards of each problem instance are drawn from the same distribution.

**Meta-level actions (computations)** The meta-level actions  $\{c_1, \dots, c_n, \perp\} \in \mathcal{C}$  are computations. They comprise planning operations  $c_i$  that reveal information about the environment, as well as the termination operation  $\perp$  that represents terminating planning and executing the plan with the highest expected reward. Unlike in fully observable environments, in partially observable environments, each meta-level action can be repeated arbitrarily many times.

**Meta-level reward function** All planning operations have a fixed cost  $r_{\text{meta}}(b, c_i) = -\lambda$ . Termination leads to a reward that is received from moving along the path  $p \in \text{Paths}(G)$  with the highest expected reward according to the current belief state (Equation 1 and 2).

$$p_{\max}(b) = \operatorname{argmax}_{p \in \text{Paths}(g)} \sum_{i \in p} \mu_i \quad (1)$$

$$r_{\text{meta}}(b, \perp) = \sum_{i \in p_{\max}} \text{gt}_i \quad (2)$$

**Meta-level transition probabilities** The transition probabilities  $T_{\text{meta}}(b, c, b')$  specify how the belief state is updated by different meta-level actions. Each computation  $c_i$  reveals noisy information  $o_i \sim \mathcal{N}(\text{gt}_i, \tau_{\text{obs}})$  about the expected reward of the corresponding node represented by belief state  $b_i$ . The precision parameter  $\tau_{\text{obs}}$  is a global parameter of the environment that specifies how accurate planning operations are. An observation  $o_i$  is added to the current belief about that state  $b_i$  by computing the posterior mean and precision of the updated belief state and updating the parameters  $(\mu_i, \tau_i)$  (Equation 3).

$$(\mu_i^{t+1}, \tau_i^{t+1}) = \left( \frac{\tau_i^t \mu_i^t + \tau_{\text{obs}} o_i}{\tau_i^t + \tau_{\text{obs}}}, \tau_i^t + \tau_{\text{obs}} \right) \quad (3)$$

Together, the initial belief state, the set of computations, the transition probabilities, and the meta-level reward function formalize the problem of discovering resource-rational planning strategies for partially observable environments. We now turn to our algorithm for approximating the optimal policy (see Equation 4), the *meta-greedy policy for partially observable environments* (MGPO).

$$\pi^* = \arg \max_{\pi} \mathbb{E} \left[ \sum_{t=0}^T r_{\text{meta}} \left( b^{(t)}, \pi \left( b^{(t)} \right) \right) \right] \quad (4)$$

### 5.1.2 The MGPO Algorithm

To discover resource-rational planning strategies in partially observable environments, we approximate the meta-level Q-value of planning operations using a greedy myopic approximation to the value of computation (VOC) [37]. Since in the myopic setting, only actions that change the expected best path  $p_{\text{max}}$  have a positive VOC, we evaluate the VOC of operation  $c_i$  by calculating the probability that an observation  $o_i$  will change  $p_{\text{max}}$ . Specifically, the VOC is approximated by calculating the probability of changing the expected path times the benefit of changing the expected best path minus the cost of planning.

We define  $r_{\text{max}}(b)$  as the expected reward of  $p_{\text{max}}$  (Equation 5),  $r_i(b)$  as the expected reward of the expected best path leading through node  $i$  (Equation 6), and  $r_{\text{alt}}(b)$  as the expected reward of the expected best path that does not lead through node  $i$  (Equation 7).

$$r_{\text{max}}(b) = \max_{p \in \text{Paths}(g)} \sum_{i \in p} \mu_i \quad (5)$$

$$r_i(b) = \max_{(p \in \text{Paths}(G): i \in p)} \sum_{i \in p} \mu_i \quad (6)$$

$$r_{\text{alt}}(b) = \max_{(p \in \text{Paths}(G): i \notin p)} \sum_{i \in p} \mu_i \quad (7)$$

There are two scenarios in which an observation  $o_i$  of the node  $i$  can change the optimal path. If the node  $i$  does not lie on the path with the highest expected value ( $r_{\text{alt}} = r_{\text{max}}$ ), the best path can only change through observation  $o_i$  if the observed value raises the expected value of  $r_i$  above  $r_{\text{alt}}$ . If the node  $i$  lies on the path that currently has the highest expected value ( $r_i = r_{\text{max}}$ ), the best path changes if the observed value lowers the expected value of  $r_{\text{max}}$  below the value of the best alternative path  $r_{\text{alt}}$ . In each case, we can define a threshold value  $t$  that specifies an upper/lower bound on how small/large the observation would have to be to change  $p_{\text{max}}$ .

For the case where node  $i$  does not lie on the optimal path, Equation 8 shows how the current observation changes the value of the path through node  $i$  from the previous expected value for node  $i$  (i.e.,  $\mu_i$ ) to the expected value after the observation (i.e.,  $\mu'_i$ ; see Equation 3). If the left-hand side of Equation 8 is larger

than its right-hand side, the path through  $v_i$  now has a higher expected value than the previous best path. Solving for the observation  $o_i$  that makes both sides equal gives us the threshold  $t$  defined in Equation 9.

$$r_i - \mu_i + \frac{\tau_i \mu_i + \tau_{\text{obs}} o_i}{\tau_i + \tau_{\text{obs}}} > r_{\text{alt}} \quad (8)$$

$$o_i > t = \left(1 + \frac{\tau_i}{\tau_{\text{obs}}}\right) (r_{\text{alt}} - r_i) + \mu_i \quad (9)$$

We will now present the computations for the first case (node  $i$  does not lie on the expected best path) in detail (see line 6 to 10 of Algorithm 1). For the alternative case (node  $i$  lies on the expected best path), the VOC can be computed analogously (see line 11 to 15 of Algorithm 1).

So far, we have calculated the threshold  $t$  an observation  $o_i$  needs to exceed to change the expected best path. We now move to estimating the potential improvement in the new expected best path through the updated belief state  $b_i$ . The probability of receiving an observation  $o_i$  that is higher than  $t$  is given by the Normal distribution’s cumulative distribution function (Equation 10). Assuming the threshold is reached, the expected value of an observation that lies above the threshold is then given by the expected value of a Normal distribution that has been truncated at the threshold (see Equation 11). Using  $o_{\text{change}}$  as the expected value of such an observation, we use Equation 3 to compute the conditional posterior expectation  $\mu'_i$  given that the observation turns the inspected path into the optimal path.

To compute the myopic VOC, we calculate the overall expected improvement in  $r_{\text{max}}$  (the probability of changing the expected best path times the benefit of changing the expected best path) while taking the cost of planning into account. Equation 12 shows the calculation, where the expected improvement ( $r_i + \mu'_i - r_{\text{alt}} - \mu_i$ ) is the difference between the value of the updated path through node  $i$  and the value of the previous best path  $r_{\text{alt}}$ . The expected improvement is multiplied by the probability of observing an improvement (i.e.,  $p_{\text{change}}$ ; see Equation 10) and the cost of the planning operation is subtracted to arrive at the myopic VOC.

Since our VOC calculation is purely myopic, it can underestimate the VOC due to not taking the value of additional future information into account. This is especially problematic when deciding whether to terminate planning (i.e. whether the VOC of the expected best computation exceeds the cost of planning  $\lambda$ ). To circumvent the issue of terminating planning too early, we introduce a new hyperparameter  $w_\lambda \in [0, 1]$ , which can be used to adjust the amount of planning before the algorithm terminates by scaling the (imagined) cost of planning in the VOC calculation. We optimize  $w_\lambda$  using 50 steps of Bayesian optimization [34].

$$p_{\text{change}} = 1 - \Phi\left(\frac{t - \mu_i}{\sigma_{\text{obs}}}\right) \quad (10)$$



$$o_{\text{change}} = \mu_i + \sigma_{\text{obs}} \frac{\phi\left(\frac{t - \mu_i}{\sigma_{\text{obs}}}\right)}{1 - \Phi\left(\frac{t - \mu_i}{\sigma_{\text{obs}}}\right)} \quad (11)$$

$$v\hat{o}c(c_i) = (1 - w_\lambda)(p_{\text{change}})(r_i - r_{\text{alt}} - \mu_i + \mu'_i) - w_\lambda \lambda \quad (12)$$

---

**Algorithm 1** Myopic VOC calculation for a single action

---

```

1: function MYOPIC_VOC( $c_i, b$ )
2:    $r_i \leftarrow \max_{(p \in \text{Paths}(G) | v_i \in p)} \sum_{v_i \in p} \mu_i$ 
3:    $r_{\text{alt}} \leftarrow \max_{(p \in \text{Paths}(G) | v_i \notin p)} \sum_{v_i \in p} \mu_i$ 
4:    $t \leftarrow (1 + \frac{\tau_i}{\tau_{\text{obs}}})(r_{\text{alt}} - r_i) + \mu_i$ 
5:    $\sigma_{\text{obs}} \leftarrow \sqrt{(\frac{1}{\sqrt{\tau_{\text{obs}}}})^2 + (\frac{1}{\sqrt{\tau_i}})^2}$ 
6:   if  $r_i > r_{\text{alt}}$  then
7:      $p_{\text{change}} \leftarrow \Phi\left(\frac{t - \mu_i}{\sigma_{\text{obs}}}\right)$ 
8:      $o_{\text{change}} \leftarrow \mu_i - \sigma_{\text{obs}} \frac{\phi\left(\frac{t - \mu_i}{\sigma_{\text{obs}}}\right)}{\Phi\left(\frac{t - \mu_i}{\sigma_{\text{obs}}}\right)}$ 
9:      $\mu'_i \leftarrow \frac{\mu_i \tau_i + o_{\text{change}} \tau_{\text{obs}}}{\tau_i + \tau_{\text{obs}}}$ 
10:     $\text{VOC} \leftarrow (p_{\text{change}})(r_{\text{alt}} - r_i + \mu_i - \mu'_i)$ 
11:  else if  $r_i \leq r_{\text{alt}}$  then
12:     $p_{\text{change}} \leftarrow 1 - \Phi\left(\frac{t - \mu_i}{\sigma_{\text{obs}}}\right)$ 
13:     $o_{\text{change}} \leftarrow \mu_i + \sigma_{\text{obs}} \frac{\phi\left(\frac{t - \mu_i}{\sigma_{\text{obs}}}\right)}{1 - \Phi\left(\frac{t - \mu_i}{\sigma_{\text{obs}}}\right)}$ 
14:     $\mu'_i \leftarrow \frac{\mu_i \tau_i + o_{\text{change}} \tau_{\text{obs}}}{\tau_i + \tau_{\text{obs}}}$ 
15:     $\text{VOC} \leftarrow (p_{\text{change}})(r_i - r_{\text{alt}} - \mu_i + \mu'_i)$ 
16:  end if
17:  return  $(1 - w_\lambda)\text{VOC} - w_\lambda \lambda$ 
18: end function

```

---

## 5.2 Developing a cognitive tutor that teaches planning in large, partially observable environments

In this section, we explain the functionality of our cognitive tutor, starting with the computation of metacognitive feedback in partially observable environments, and then detailing our learning curriculum inspired by Skinner’s shaping method [41].

### 5.2.1 Giving metacognitive feedback on how people plan in partially observable environments

To teach planning strategies to people, we adapted the cognitive tutor introduced by [6]. The tutor teaches people an optimal planning strategy in meta-level MDPs by letting users practice in the environment while giving them direct feedback on the planning operations they choose. The feedback on a chosen

planning operation consists of the information which computation was optimal and, in case of a mistake, a short delay penalty that is proportional to the difference between the meta-level Q-values of the optimal planning operation and the chosen planning operation [24, 6]. Since their tutor used dynamic programming to compute the exact Q-function of the meta-level MDP, their approach was not scalable. Moreover, their tutor cannot handle partially observable environments.

We applied our MGPO algorithm to improve the cognitive tutor introduced by [6] so that it can discover and teach good planning strategies for environments that are large and partially observable. Since the VOC values computed by our MGPO algorithm are only approximate, we decided to impose the same delay penalty ( $d(c_i)$ ) for all planning operations  $c_i$  who have a negative VOC or whose VOC differs by more than a fixed threshold of 0.05 from the action with the highest VOC according to MGPO. Choosing the termination action  $\perp$  when MGPO does not terminate planning leads to an additional delay penalty that was proportional to an estimate of how valuable it would have been to do more planning in the current belief state. The termination delay penalty is calculated by taking the proportion between the VOC of the best meta-action in the current belief state and the highest VOC observed in any earlier planning step (see Equation 13). Intuitively, this proportion describes how valuable planning in the current belief state is when compared to the initial belief state, where the delay for falsely terminating planning is set to  $d_{\max}$ . In our implementation, we set  $d_c$  to 3 seconds and  $d_{\max}$  to 4 seconds. Our simplifications to the delay calculation make it feasible to compute metacognitive feedback for environments, for which this was previously intractable because of their large size and partial observability.

$$d(\perp, b^{(i)}) = d_c + d_{\max} \frac{\max_{c \in C} \text{MYOPIC\_VOC}(c, b^{(i)})}{\max_{c \in C, j \in [0, i]} \text{MYOPIC\_VOC}(c, b^{(j)})} \quad (13)$$

### 5.2.2 A shaping method for teaching cognitive strategies

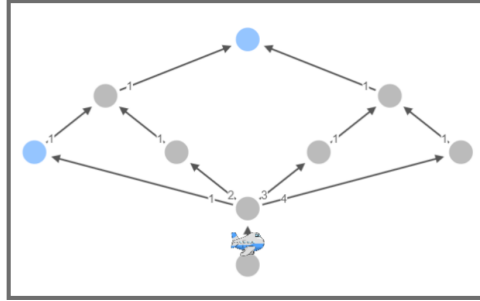
The cognitive tutors developed by [24, 6] let the learner freely choose their next planning operation as they practice. This causes a potential problem in large environments: the more actions the learner can choose from, the more attempts it will take them to stumble upon the optimal planning operation, and the more errors and delay penalties they have to endure along the way. For environments with many possible planning operations, the learning process can thus become very slow and very frustrating. To make the cognitive tutor more suitable for teaching planning in large environments, we leverage the method of successive approximations developed in research on animal learning [41]. That is, the training starts with a minimal version of the planning task, and as the training progresses the planning task becomes increasingly more similar to the scenario in which people’s planning strategies shall be improved. This gradual approximation of a complex planning problem proceeds along two dimensions:

Round 2/12

Reset position

Score: **\$5.21**

Choose one of the highlighted blue nodes or start moving.



Planning:

Clicking on a node reveals its value for a \$0.01 fee.

Figure 4: Example of the cognitive tutor in the simplified 8 node environment. In this environment, the cognitive tutor offers learners the choice between two computations.

the number of planning operations the learner can choose between and the size of the environment. Concretely, we created three smaller versions of the full 60 node environment (see Figure 2) and increased the number of planning operations the learner is asked to choose between in tandem with the environment size: an 8 node environment with 1 goal node and 2 choices, a 16 node environment with 2 goal nodes and 3 choices, and a 30 node environment with 2 goal nodes and 4 choices (see Figure 4 for an example of the 8 node environment). To offer meaningful choices (i.e. choices with different VOC values), the choices presented to the learner are selected by grouping available computations by their VOC value. The set of choice always includes the planning operation with the highest VOC. The remaining choices are filled up by iteratively adding a computation with a VOC value different from the VOC values of the computations already included in the choice set, uniformly at random. In addition to selecting one of the offered choices, participants were also always given the option to terminate planning. To ensure that participants experienced the complete planning strategy, choosing this option prematurely did not actually lead to termination when MGPO's strategy did not terminate planning itself and instead only resulted in a delay penalty. Besides training trials with feedback on the selected choices, the cognitive tutor also demonstrated the taught strategy through video demonstrations. The demonstrations were created by repeatedly performing the computation selected by MGPO's planning strategy.

## 5.3 Evaluating our Strategy Discovery Method in Simulations

### 5.3.1 Benchmark problems: strategy discovery for partially observable environments

We evaluated our new strategy discovery method against two alternative state-of-the-art methods in two simulation experiments using different cost settings across 4 benchmark environments of different sizes introduced by Consul et al. (2022) [10]. The rewards for each environment instance were initialized randomly following an increasing-variance reward structure, where nodes closer to the leaves had a higher variance in their reward (see Figure 1 for an example of the smallest evaluation environment and an explanation of the reward structure). To make the environment partially observable, the observations generated by the planning operations were randomly sampled from Normal distributions centered around the environment’s ground truth values with a fixed precision parameter  $\tau = 0.005$ . The cost of computations was fixed to  $\lambda = 1$  (matching the previous experiment by Consul et al. (2022) [10]) for the first simulation experiment, and  $\lambda = 0.05$  for the second simulation experiment. All methods were evaluated by their average meta-level return (i.e. their expected termination reward) on the same 5000 randomly generated environment instances.

### 5.3.2 Baseline methods

For our baseline methods, we selected a discretized version of the myopic VOC as used by Consul et al. (2022) [10] and a PO-UCT [38], a sample-based planning algorithm utilizing Monte-Carlo tree search that is suitable for partially observable environments. The reason for choosing the discretized myopic VOC method was that it allowed us to apply an established baseline method to partially observable environments. While PO-UCT has not been applied to meta-MDPs yet, it allows planning multiple steps into the future through sampling.

**Discretization** Our first baseline method approximates the meta-greedy policy [37] using discretization. Following [10], when calculating the VOC, we discretized the continuous observation that each planning operation generated into a categorical variable with four possible values based on the current belief of the expected mean  $\mu$  and variance  $\sigma$  for each node  $i$ :  $(\mu_i - 2\sigma_i, \mu_i - \frac{2}{3}\sigma_i, \mu_i + \frac{2}{3}\sigma_i, \mu_i + 2\sigma_i)$ . We calculated the probability that the observation would fall into a given bin using the Normal distribution’s cumulative distribution function. Using these 4 possible outcomes for every planning operation, the action with the highest immediate increase in expected reward is chosen while assuming that planning will terminate after the selected planning operation has been carried out:

$$c = \arg \max_{c \in \mathcal{C}} \sum_{(p, b') \in \text{disc}(T(b, c, \cdot))} (p)(r(b', \perp) - r(b, \perp) + r(b, c)) \quad (14)$$

where  $\text{disc}(T(b, c, \cdot))$  is the vector containing the probabilities and posterior belief states of the transitions that can result from witnessing the four possible values of discretized observation.

Environment (Goals)		2	3	4	5	2	3	4	5
Cost	Steps	Exploration Coefficient				Rollout Depth			
0.05	10	100.0	100.0	100.0	100.0	0.0	3.0	3.0	0.0
	100	100.0	100.0	10.0	5.0	3.0	3.0	3.0	3.0
	1000	1.0	5.0	10.0	100.0	3.0	3.0	3.0	3.0
	5000	5.0	50.0	5.0	5.0	0.0	0.0	3.0	3.0
1.00	10	100.0	100.0	100.0	100.0	0.0	3.0	3.0	0.0
	100	10.0	100.0	5.0	50.0	0.0	0.0	0.0	0.0
	1000	100.0	10.0	50.0	100.0	0.0	0.0	0.0	0.0
	5000	5.0	100.0	100.0	50.0	0.0	0.0	0.0	0.0

Table 3: Exploration coefficient and rollout depth for PO-UCT simulations selected by a hyperparameter grid search.

**Monte-Carlo Tree Search** Secondly, we also evaluated our method against the Monte-Carlo tree search algorithm PO-UCT [38]. Our implementation used the same discretized state representation with 4 bins per node when running the Monte-Carlo simulations as described in the discretized approximation of the meta-greedy policy. We discretized the simulated belief updates during the sample-based simulations to allow the tree search planning to reach states multiple times and plan multiple steps into the future. We evaluated 4 different versions of the algorithm that have different numbers of evaluation steps per action (10 steps, 100 steps, 1000 steps, 5000 steps), of which the lowest was set to roughly match the computation time of our method. While traversing the search tree, nodes are selected using UCB1 [38]. When a leaf node is reached, a rollout policy is used to estimate the node’s value. Our rollout policy consists of performing a fixed number of uniformly random computations  $c \in \mathcal{C}$ , after which the termination action  $\perp$  is selected. We ran a hyperparameter search over 500 training environments with the rollout depth set to either 0 or 3 and exploration coefficients set to one of  $\{0.5, 1, 5, 10, 50, 100\}$ . For each computational budget used in the simulation experiment, we selected the parameter settings that achieved the highest resource-rationality score and evaluated PO-UCT with the selected parameters on the 5000 test environments. The selected parameters for each environment and cost configuration are listed in Table 3.

## 5.4 Training experiment

We jointly evaluated the quality of the strategy our method discovered and the effectiveness of our cognitive tutor at teaching people to use that strategy in a large online experiment. Specifically, we tested whether people trained by our tutor can achieve a higher resource-rationality in a flight planning task than

people who had practiced the task without a cognitive tutor or with a dummy tutor.

**Participants** We recruited 330 participants through Prolific ([www.prolific.co](http://www.prolific.co)), of which 37 were excluded through predefined exclusion criteria (for details, refer to the study’s pre-registration see [https://aspredicted.org/RL3\\_YDD](https://aspredicted.org/RL3_YDD)). The average age was 28.2 and of the 330 participants, 164 identified as female. All participants were over 18 years old, fluent in the English language, and gave informed consent to participate in the experiment. The experiment was approved by the IEC of the University of Tübingen under IRB protocol number 667/2018BO2 (“Online-Experimente über das Erlernen von Entscheidungsstrategien”) and was performed in accordance with the relevant guidelines and regulations. Participants were paid 3.80£ and a performance dependent bonus of up to 2£ (average bonus 0.91£). The median duration of the experiment was 40.48 minutes, resulting in an overall average wage of 6.98£ per hour.

**Procedure** Participants were randomly assigned one of three conditions: the experimental condition (*Choice Tutor*) where participants trained with a cognitive tutor teaching MGPO’s strategy, a control condition without a cognitive tutor (*No Tutor*), and a control condition with a *Dummy Tutor*. Participants first received instructions explaining the flight planning task; these instructions were identical across all conditions. Then, participants underwent 12 rounds of training in the flight planning task. The type of training differed depending on the assigned condition. After training, all participants were evaluated in 10 test trials.

The version of MGPO used in the experiment was not the most recent version of our method. Its VOC calculation differed from the current version in two ways. First, the sigma value for observations was calculated taking only the precision of observations into account:  $\sigma_{\text{obs}} \leftarrow \frac{1}{\sqrt{\tau_{\text{obs}}}}$  (cf. Line 5 of Algorithm 1). Second, the returned VOC value was calculated without optimizing the cost weight parameter:  $w_{\lambda}$  (cf. Line 15 of Algorithm 1). These discrepancies make the strategy taught by our cognitive tutor inferior to the strategy discovered by the current version of MGPO by an average difference in resource-rationality score of 5.61 (evaluated over 500 instances of the 60 node environment, a precision of 0.005, and a cost value of 0.05). Therefore, if we had taught participants the more resource-rational strategy discovered by the newer version of MGPO, the benefit of the cognitive tutor would potentially have been even larger. This makes the results of the experiment a lower bound on the effectiveness of the cognitive tutor.

**Materials** The evaluation took place in the flight planning scenario introduced by Consul et al. (2022) [10]. In this task, participants plan the route of an airplane over a network of 60 airports (see Figure 2). We adapted the

scenario to a partially observable setting. Concretely, in our partially observable version, inspecting an airport does not reveal the true cost or reward of traversing it; instead, it generates a stochastic observation of what that reward might be. Each observation was drawn from a list of 200 precomputed samples from the observation distribution of the corresponding meta-level MDP. To make the task manageable for people, the posterior means of the airports’ rewards were shown to the participant and updated with each observation. To make the performance of the three groups as comparable as possible, all three conditions used the same set of precomputed random observations and environment rewards. Furthermore, we changed the environment’s reward distributions to the increasing variance structure described in Figure 2.

The cost of clicking and the precision of observations were randomized across participants. The cost values were sampled from a Normal distribution  $\lambda \sim \mathcal{N}(0.05, 0.002)$  and clipped to  $[0.01, 0.5]$ , and precision values were sampled from a Normal distribution  $\tau \sim \mathcal{N}(0.005, 0.002)$  and clipped to  $[0.0001, 0.1]$ . These parameters and clipping ranges were chosen manually to ensure a reasonable amount of planning in the resulting optimal strategies. A set of 100 parameter combinations was pre-generated to allow generating observation samples in advance and ensure a comparable distribution of parameters between conditions.

Participants in the *Choice tutor* condition were trained by the intelligent cognitive tutor described in Section 5.2. The Dummy Tutor was designed to reveal similar information about the environment’s structure as the Choice Tutor without revealing the strategy taught by the Choice Tutor. To achieve this, the Dummy Tutor differed from the Choice Tutor in three ways. First, whereas the Choice Tutor always includes the optimal planning operation in the choice set, the Dummy Tutor asks the learner to choose from a randomly generated set of planning operations. Concretely, the Dummy Tutor first randomly selects the distance from the starting position (e.g., 3 steps) and then randomly selects two airports that are that far away from the starting position. Second, when video demonstrations are shown to the participant, the meta-level actions are selected at random. In the video demonstrations and practice trials of the dummy tutor condition, the overall number of meta-level actions was fixed to the number of meta-level actions performed by MGPO’s strategy. Third, unlike in the Choice Tutor condition, the number of choices offered by the Dummy Tutor was kept at 2 throughout training. The reason was that because participants in the Dummy Tutor condition received random feedback, they cannot be expected to master even the simplified selection between only two choices.

**Data analysis** We calculated the five performance measures (i.e., *RR-score*, *click agreement*, *termination agreement*, *repeat agreement*, and *goal planning*) as follows. The *RR-score* measures how resource-rational a planning strategy is by computing the expected value of executing a plan while taking the cost of the used planning operations into account. The participant’s *RR-score* was calculated by adding the posterior expectation given the participant’s observations of all nodes on the chosen object-level path and subtracting the total

cost of all performed meta-level actions. The *click agreement* score quantifies how similar to MGPO’s strategy the participant’s chosen meta-level actions are. This measure is computed for each trial by taking the proportion of meta-level actions chosen by the participant that match the meta-level action chosen by MGPO in the same belief state. Similarly, *repeat agreement* measures to which extent the participant’s strategy and MGPO’s strategy agreed on whether to collect more information on an already inspected node versus inspecting a new node. We defined this measure as the proportion of the participant’s meta-level actions that either repeated a meta-level action when MGPO’s strategy would also perform a (potentially different) repeated meta-level action, or performed a non-repeated meta-level action when MGPO’s strategy would also perform a (potentially different) not repeated meta-level action. We considered a meta-level action as repeated if it had been chosen before at any earlier time step. Lastly, *termination agreement* measures if participants learned when to terminate selecting meta-level actions if and only if the strategy discovered by MGPO would terminate planning. This measure was calculated using a balanced accuracy measure [4] where true positive cases are defined as terminating planning when MGPO’s strategy also terminates planning; true negative cases are defined as not terminating when MGPO’s strategy also did not terminate planning; false positive cases are defined as terminating planning when MGPO’s strategy continued to plan; and false negative cases are defined as not terminating planning when MGPO’s strategy terminated planning. We also investigated if participants learned to follow a general *goal planning* strategy of first examining nodes furthest away from the root node and then planning backwards, which is a component of MGPO’s strategy. For each trial, we calculated whether a participant followed the *goal planning* strategy by testing whether their selected meta-level actions are consistent with the increasing variance reward structure of the environment (see Figure 2). Specifically, we tested whether participants performed at least one meta-level action in the nodes with the highest variance (goal nodes) before investigating a node with a lower variance, and whether participants investigated at least one node with a medium variance before investigating a node with a low variance. Participants were considered to have learned this goal-directed planning strategy if they applied it in more than half of the test trials.

We analyzed the main differences between conditions for the *RR-score*, *click agreement*, *repeat agreement*, and *termination agreement* using a robust ANOVA-type statistic with Box approximation [3] implemented in the nparLD R package [36] and used additional ANOVA-type statistics for pairwise post hoc comparisons. We used z-tests to compare the proportion of participants who learned to follow the *goal planning* strategy and corrected for multiple comparisons using the Benjamini-Hochberg method [2].



## 6 Acknowledgements

This project was funded by grant number CyVy-RF-2019-02 from the Cyber Valley Research Fund.

The authors thank the International Max Planck Research School for Intelligent Systems (IMPRS-IS) for supporting Lovis Heindrich.

## 7 Additional information

The authors declare no competing interests.

## 8 Data availability

The code of the strategy discovery method as well as data and analysis for the simulation and training experiment are available online: <https://github.com/RationalityEnhancementGroup/MGPO-SSD>.

## References

- [1] F. Becker et al. “Boosting human decision-making with AI-generated decision aids”. In: *Computational Brain & Behavior* 5.3 (2022).
- [2] Yoav Benjamini and Yosef Hochberg. “Controlling the false discovery rate: a practical and powerful approach to multiple testing”. In: *Journal of the Royal statistical society: series B (Methodological)* 57.1 (1995), pp. 289–300.
- [3] George EP Box et al. “Some theorems on quadratic forms applied in the study of analysis of variance problems, I. Effect of inequality of variance in the one-way classification”. In: *The annals of mathematical statistics* 25.2 (1954), pp. 290–302.
- [4] Kay Henning Brodersen et al. “The balanced accuracy and its posterior distribution”. In: *2010 20th international conference on pattern recognition*. IEEE. 2010, pp. 3121–3124.
- [5] Frederick Callaway et al. “Learning to select computations”. In: *Uncertainty in Artificial Intelligence* (2018).
- [6] Frederick Callaway et al. “Leveraging Artificial Intelligence to Improve People’s Planning Strategies”. In: *Proceedings of the National Academy of Sciences of the United States of America* (Mar. 2022). DOI: 10.1073/pnas.2117432119. URL: <https://www.pnas.org/doi/10.1073/pnas.2117432119>.
- [7] Frederick Callaway et al. “Mouselab-MDP: A new paradigm for tracing how people plan”. In: (2017).

- [8] Frederick Callaway et al. “Rational use of cognitive resources in human planning”. In: *Nature Human Behaviour* (2022).
- [9] Lucius Caviola, Stefan Schubert, and Joshua D Greene. “The psychology of (in) effective altruism”. In: *Trends in Cognitive Sciences* 25.7 (2021), pp. 596–607.
- [10] Saksham Consul et al. “Improving human decision-making by discovering efficient strategies for hierarchical planning”. In: *arXiv preprint arXiv:2102.00521* (2021).
- [11] Richard Dearden, Nir Friedman, and Stuart Russell. “Bayesian Q-learning”. In: *Aaai/iaai*. 1998, pp. 761–768.
- [12] Kevin Ellis et al. “Write, execute, assess: Program synthesis with a repl”. In: *Advances in Neural Information Processing Systems* 32 (2019).
- [13] Gerd Gigerenzer and Wolfgang Gaissmaier. “Heuristic decision making”. In: *Annual review of psychology* 62.1 (2011), pp. 451–482.
- [14] Gerd Gigerenzer, Reinhard Selten, et al. “Rethinking rationality”. In: *Bounded rationality: The adaptive toolbox* 1 (2001), p. 12.
- [15] Thomas L Griffiths et al. “Doing more with less: meta-reasoning and meta-learning in humans and machines”. In: *Current Opinion in Behavioral Sciences* 29 (2019), pp. 24–30.
- [16] Arthur Guez, David Silver, and Peter Dayan. “Efficient Bayes-Adaptive Reinforcement Learning using Sample-Based Search”. In: *Advances in Neural Information Processing Systems*. Ed. by F. Pereira et al. Vol. 25. Curran Associates, Inc., 2012. URL: <https://proceedings.neurips.cc/paper/2012/file/35051070e572e47d2c26c241ab88307f-Paper.pdf>.
- [17] Sebastian Hafenbrädl et al. “Applied decision making with fast-and-frugal heuristics”. In: *Journal of Applied Research in Memory and Cognition* 5.2 (2016), pp. 215–231.
- [18] Nicholas Hay et al. “Selecting computations: Theory and applications”. In: *arXiv preprint arXiv:1408.2048* (2014).
- [19] Ruiqi He, Yash Raj Jain, and Falk Lieder. “Measuring and modelling how people learn how to plan and how people adapt their planning strategies the to structure of the environment”. In: *International Conference on Cognitive Modeling*. 2021. URL: <https://mathpsych.org/presentation/604#/document>.
- [20] Ralph Hertwig and Till Grüne-Yanoff. “Nudging and boosting: Steering or empowering good decisions”. In: *Perspectives on Psychological Science* 12.6 (2017), pp. 973–986.
- [21] Yash Raj Jain et al. “A computational process-tracing method for measuring people’s planning strategies and how they change over time”. In: *Behavior Research Methods* (2022).

- [22] Paul M Krueger, Falk Lieder, and Tom Griffiths. “Enhancing metacognitive reinforcement learning using reward structures and feedback.” In: *Proceedings of the 39th Annual Conference of the Cognitive Science Society*. 2017.
- [23] Richard P Larrick, James N Morgan, and Richard E Nisbett. “Teaching the use of cost-benefit reasoning in everyday life”. In: *Psychological Science* 1.6 (1990), pp. 362–370.
- [24] F. Lieder et al. “A cognitive tutor for helping people overcome present bias”. In: *RLDM 2019*. 2019.
- [25] Falk Lieder and Thomas L Griffiths. “Resource-rational analysis: understanding human cognition as the optimal use of limited computational resources”. In: *Behavioral and Brain Sciences* 43 (2020).
- [26] Falk Lieder and Thomas L Griffiths. “Strategy selection as rational metareasoning.” In: *Psychological review* 124.6 (2017), p. 762.
- [27] Falk Lieder, Paul M Krueger, and T. L. Griffiths. “An automatic method for discovering rational heuristics for risky choice.” In: *CogSci 2017*. 2017.
- [28] Falk Lieder et al. “Cognitive prostheses for goal achievement”. In: *Nature human behaviour* 3.10 (2019), pp. 1096–1106.
- [29] Christopher H Lin et al. “Metareasoning for planning under uncertainty”. In: *Twenty-Fourth International Joint Conference on Artificial Intelligence*. 2015.
- [30] Aidan Lyon. “Why are normal distributions normal?” In: *The British Journal for the Philosophy of Science* 65.3 (2014), pp. 621–649.
- [31] George M Marakas. *Decision support systems in the 21st century*. Vol. 134. Prentice Hall Upper Saddle River, 2003.
- [32] Aashay Mehta et al. “Leveraging machine learning to automatically derive robust decision strategies from imperfect knowledge of the real world”. In: (2022).
- [33] Volodymyr Mnih et al. “Playing atari with deep reinforcement learning”. In: *arXiv preprint arXiv:1312.5602* (2013).
- [34] Jonas Mockus. *Bayesian approach to global optimization: theory and applications*. Vol. 37. Springer Science & Business Media, 2012.
- [35] George E Monahan. “State of the art—a survey of partially observable Markov decision processes: theory, models, and algorithms”. In: *Management science* 28.1 (1982), pp. 1–16.
- [36] Kimihiro Noguchi et al. “nparLD: An R Software Package for the Non-parametric Analysis of Longitudinal Data in Factorial Experiments”. In: *Journal of Statistical Software* 50.12 (2012), pp. 1–23. URL: <http://www.jstatsoft.org/v50/i12/>.

- [37] Stuart Russell and Eric Wefald. “Principles of metareasoning”. In: *Artificial Intelligence* 49.1 (1991), pp. 361–395. ISSN: 0004-3702. DOI: [https://doi.org/10.1016/0004-3702\(91\)90015-C](https://doi.org/10.1016/0004-3702(91)90015-C). URL: <https://www.sciencedirect.com/science/article/pii/000437029190015C>.
- [38] David Silver and Joel Veness. “Monte-Carlo planning in large POMDPs”. In: *Advances in neural information processing systems* 23 (2010).
- [39] David Silver et al. “A general reinforcement learning algorithm that masters chess, shogi, and Go through self-play”. In: *Science* 362.6419 (2018), pp. 1140–1144.
- [40] David Silver et al. “Mastering the game of Go with deep neural networks and tree search”. In: *nature* 529.7587 (2016), pp. 484–489.
- [41] BF Skinner. “Shaping and maintaining operant behavior”. In: *Science and human behavior*. Free Press New York, 1953, pp. 91–106.
- [42] Burrhus F Skinner. “Reinforcement today.” In: *American Psychologist* 13.3 (1958), p. 94.
- [43] Julian Skirzyński, Frederic Becker, and Falk Lieder. “Automatic discovery of interpretable planning strategies”. In: *Machine Learning* 110.9 (2021), pp. 2641–2683.
- [44] Keith Stanovich. *Rationality and the reflective mind*. Oxford University Press, 2011.
- [45] Keith E Stanovich. *Decision making and rationality in the modern world*. Oxford University Press, USA, 2010.
- [46] Keith E Stanovich and Richard F West. “Individual differences in reasoning: Implications for the rationality debate?” In: *Behavioral and brain sciences* 23.5 (2000), pp. 645–665.
- [47] Justin Svegliato and Shlomo Zilberstein. “Adaptive metareasoning for bounded rational agents”. In: *CAI-ECAI Workshop on Architectures and Evaluation for Generality, Autonomy and Progress in AI (AEGAP)*, Stockholm, Sweden. 2018.
- [48] Philip E Tetlock and Barbara A Mellers. “The great rationality debate”. In: *Psychological Science* 13.1 (2002), pp. 94–99.
- [49] Richard H Thaler and Cass R Sunstein. *Nudge*. Yale University Press, 2021.
- [50] Oriol Vinyals et al. “Grandmaster level in StarCraft II using multi-agent reinforcement learning”. In: *Nature* 575.7782 (2019), pp. 350–354.
- [51] Edward Vul et al. “One and done? Optimal decisions from very few samples”. In: *Cognitive science* 38.4 (2014), pp. 599–637.

## **9 Author contribution statement**

All authors designed the strategy discovery method and wrote the paper. Falk Lieder and Lovis Heinrich designed the experiment. Lovis Heinrich implemented the strategy discovery method, performed the experiment, and analyzed the data.