

On boundary Hölder logarithmic continuity of mappings in some domains

OLEKSANDR DOVHOPIATYI, EVGENY SEVOST'YANOV

February 10, 2023

Abstract

We study mappings satisfying some estimate of distortion of modulus of families of paths. Under some conditions on definition and mapped domains, we have proved that these mappings are logarithmic Hölder continuous at boundary points.

2010 Mathematics Subject Classification: Primary 30C65; Secondary 31A15, 31B25

1 Introduction

This manuscript is devoted to the so-called inverse Poletsky inequality established in many classes of mappings (see, e.g., [4, Theorem 3.2], [2, Theorem 6.7.II] and [3, Theorem 8.5]). Recall that, mappings with a bounded distortion as well as quasiconformal mappings satisfy the inequalities

$$M(\Gamma) \leq N(f, D) K_O(f) M(f(\Gamma)) \quad (1.1)$$

for any family of paths Γ in D , where M denotes the modulus of families of paths, $1 \leq K_O(f) < \infty$ and $N(f, D)$ is a maximal multiplicity of f in D (see [4]). For more general classes of mappings, such an inequality has some more general form (see below). Note that, the inequalities $M(f(\Gamma)) \leq K \cdot M(\Gamma)$, $1 \leq K < \infty$, are very similar to (1.1) and were established by Poletsky [1, Theorem 1, § 4] for quasiregular mappings. Precisely for this reason, we call the mappings in (1.1) mappings satisfying the inverse Poletsky inequality. However, we will call this phrase mappings from a wider class.

A Borel function $\rho : \mathbb{R}^n \rightarrow [0, \infty]$ is called *an admissible* for a family Γ of paths γ in \mathbb{R}^n , if the relation

$$\int_{\gamma} \rho(x) |dx| \geq 1 \quad (1.2)$$

holds for any locally rectifiable path $\gamma \in \Gamma$. A *modulus* of Γ is defined as follows:

$$M(\Gamma) = \inf_{\rho \in \text{adm } \Gamma} \int_{\mathbb{R}^n} \rho^n(x) dm(x). \quad (1.3)$$

Let $Q : \mathbb{R}^n \rightarrow [0, \infty]$ be a Lebesgue measurable function. We say that f *satisfies the inverse Poletsky inequality*, if the relation

$$M(\Gamma) \leq \int_{f(D)} Q(y) \cdot \rho_*^n(y) dm(y) \quad (1.4)$$

holds for any family of paths Γ in D and any $\rho_* \in \text{adm } f(\Gamma)$. Note that estimates (1.4) hold in many classes of mappings (see, e.g., [4, Theorem 3.2], [2, Theorem 6.7.II] and [3, Theorem 8.5]).

Recently we have proved logarithmic Hölder continuity for mappings in (1.4) at the boundary of the unit ball (see [5]). In this paper, we study similar mappings between another type of domains. In particular, we deal with mappings between the so-called quasiextremal distance domains and convex domains. Note that, quasiextremal distance domains (abbreviated *QED*-domains) are introduced by Gehring and Martio in [6] and are structures in which the modulus of the families of paths is metrically related to the diameter of the sets. As for the maps acting between these domains, here we obtained logarithmic Hölder continuity at the corresponding points of the boundary. In the next parts of the paper, we also study mappings of a domain with a locally quasiconformal boundary (collared domains) onto a convex domain. Besides that, we have considered mappings of some regular domains which are defined as quasiconformal images of domains with a locally quasiconformal boundary. For these classes of mappings, we also have proved the Hölder logarithmic continuity at the corresponding boundary points. It should be noted that for the case of regular domains, this property is formulated in terms of prime ends, and not in the Euclidean sense.

A mapping $f : D \rightarrow \mathbb{R}^n$ is called a *discrete* if $\{f^{-1}(y)\}$ consists of isolated points for any $y \in \mathbb{R}^n$, and *an open*, if the image of any open set $U \subset D$ is an open set in \mathbb{R}^n . A mapping f between domains D and D' is said to be a *closed* if $f(E)$ is closed in D' for any closed set $E \subset D$ (see, e.g., [7, Section 3]).

In accordance with [6], a domain D in \mathbb{R}^n is called a *domain of quasiextremal length* (a *QED-domain for short*) if

$$M(\Gamma(E, F, \mathbb{R}^n)) \leq A \cdot M(\Gamma(E, F, D)) \quad (1.5)$$

for some finite number $A \geq 1$ and all continua E and F in D . Observe that, a half-space or a ball are quasiextremal distance domains, see [8, Lemma 4.3].

Later, in the extended Euclidean space $\overline{\mathbb{R}^n} = \mathbb{R}^n \cup \{\infty\}$, we use the *spherical (chordal) metric* $h(x, y) = |\pi(x) - \pi(y)|$, where π is a stereographic projection of $\overline{\mathbb{R}^n}$ onto the sphere

$S^n(\frac{1}{2}e_{n+1}, \frac{1}{2})$ in \mathbb{R}^{n+1} , and

$$\begin{aligned} h(x, \infty) &= \frac{1}{\sqrt{1 + |x|^2}}, \\ h(x, y) &= \frac{|x - y|}{\sqrt{1 + |x|^2} \sqrt{1 + |y|^2}}, \quad x \neq \infty \neq y \end{aligned} \quad (1.6)$$

(see, e.g., [9, Definition 12.1]). In what follows, given $A, B \subset \overline{\mathbb{R}^n}$ we set

$$h(A, B) = \inf_{x \in A, y \in B} h(x, y), \quad h(A) = \sup_{x, y \in A} h(x, y),$$

where h is a chordal metric in (1.6). Similarly, we define the Euclidean distance between sets and the Euclidean diameter by the formulae

$$d(A, B) = \inf_{x \in A, y \in B} |x - y|, \quad d(A) = \sup_{x, y \in A} |x - y|.$$

Sometimes we also write $\text{dist}(A, B)$ instead $d(A, B)$ and $\text{diam } E$ instead $d(E)$, as well. As usually, we set

$$B(x_0, r) = \{x \in \mathbb{R}^n : |x - x_0| < r\}, \quad \mathbb{B}^n = B(0, 1),$$

$$S(x_0, r) = \{x \in \mathbb{R}^n : |x - x_0| = r\}.$$

Given $\delta > 0$, domains $D, D' \subset \mathbb{R}^n$, $n \geq 2$, a non-degenerate continuum $A \subset D'$ and a Lebesgue measurable function $Q : D' \rightarrow [0, \infty]$ we denote by $\mathfrak{S}_{\delta, A, Q}(D, D')$ a family of all open discrete and closed mappings f of D onto D' satisfying the relation (1.4) such that $h(f^{-1}(A), \partial D) \geq \delta$. The following statement holds.

Theorem 1.1. *Let $Q \in L^1(D')$, let D be a quasiextremal distance domain, and let D' be a convex bounded domain. Then any $f \in \mathfrak{S}_{\delta, A, Q}(D, D')$ has a continuous extension $f : \overline{D} \rightarrow \overline{D}'$ and, besides that, for any $x_0 \in \partial D$ there is its neighborhood U and constants $C_n = C(n, A, D, D') > 0$ and $r_0 = r_0(x_0) > 0$ such that*

$$|\bar{f}(x) - \bar{f}(y)| \leq \frac{C_n \cdot (\|Q\|_1)^{1/n}}{\log^{1/n} \left(1 + \frac{r_0}{|x - y|}\right)} \quad (1.7)$$

for any $x, y \in U \cap \overline{D}$, where $\|Q\|_1$ is a norm of the function Q in $L^1(D)$.

Consider the following definition that has been proposed Näkki [13], cf. [14]. The boundary of a domain D is called *locally quasiconformal*, if every point $x_0 \in \partial D$ has a neighborhood U , for which there exists a quasiconformal mapping φ of U onto the unit ball $\mathbb{B}^n \subset \mathbb{R}^n$ such that $\varphi(\partial D \cap U)$ is the intersection of the unit sphere \mathbb{B}^n with a coordinate hyperplane $x_n = 0$, where $x = (x_1, \dots, x_n)$. Note that, with slight differences in the definition, domains with such boundaries are also called collared domains.

Theorem 1.2. *Let $Q \in L^1(D')$, let D be a domain with a locally quasiconformal boundary, and let D' be a bounded convex domain. Then any $f \in \mathfrak{S}_{\delta,A,Q}(D, D')$ has a continuous extension $f : \overline{D} \rightarrow \overline{D}'$, while, for any $x_0 \in \partial D$ there is a neighborhood V of x_0 and some numbers $C_n = C(n, A, D, D', x_0) > 0$, $r_0 = r_0(n, A, x_0, D) > 0$ and $0 < \alpha = \alpha(x_0) \geq 1$ such that*

$$|\bar{f}(x) - \bar{f}(y)| \leq \frac{C_n \cdot (\|Q\|_1)^{1/n}}{\log^{1/n} \left(1 + \frac{r_0}{|x-y|^\alpha} \right)} \quad (1.8)$$

for any $x, y \in V \cap \overline{D}$, where $\|Q\|_1$ is a norm of Q in $L^1(D)$.

Using the result of the previous theorem, it is also possible to obtain a statement about Hölder's logarithmic continuity for bad boundaries in terms of prime ends.

The definition of a prime end used below may be found in [15], cf. [14]. We say that a bounded domain D in \mathbb{R}^n is *regular*, if D can be quasiconformally mapped to a domain with a locally quasiconformal boundary whose closure is a compact in \mathbb{R}^n , and, besides that, every prime end in D is regular. Note that space $\overline{D}_P = D \cup E_D$ is metric, which can be demonstrated as follows. If $g : D_0 \rightarrow D$ is a quasiconformal mapping of a domain D_0 with a locally quasiconformal boundary onto some domain D , then for $x, y \in \overline{D}_P$ we put:

$$\rho(x, y) := |g^{-1}(x) - g^{-1}(y)|, \quad (1.9)$$

where the element $g^{-1}(x)$, $x \in E_D$, is to be understood as some (single) boundary point of the domain D_0 . The specified boundary point is unique and well-defined, see e.g. [16, Theorem 2.1, Remark 2.1], cf. [13, Theorem 4.1].

The following statement holds.

Theorem 1.3. *Let $Q \in L^1(D')$, let D be regular domain, and let D' be a bounded convex domain. Then any $f \in \mathfrak{S}_{\delta,A,Q}(D, D')$ has a continuous extension $f : \overline{D}_P \rightarrow \overline{D}'$, in addition, for any $P_0 \in E_D$ there is a neighborhood V of this point in (\overline{D}_P, ρ) and numbers $C_n = C(n, A, D, D', x_0) > 0$, $r_0 = r_0(n, A, x_0, D) > 0$ and $0 < \alpha = \alpha(x_0) \geq 1$ such that*

$$|\bar{f}(P_1) - \bar{f}(P_2)| \leq \frac{C_n \cdot (\|Q\|_1)^{1/n}}{\log^{1/n} \left(1 + \frac{r_0}{\rho^\alpha(P_1, P_2)} \right)} \quad (1.10)$$

for any $P_1, P_2 \in V$, where $\|Q\|_1$ is a norm of Q in $L^1(D)$.

2 Auxiliary lemmas

Before proving the main statements, we prove the following important lemma, which is proved in [5, Lemma 2.1] for the case of the unit ball.

Lemma 2.1. *Let D and D' be domains satisfying the conditions of Theorem 1.1, and let E be a continuum in D' , $Q \in L^1(D')$. Then there is $\delta_1 > 0$ such that $\mathfrak{S}_{\delta,A,Q} \subset \mathfrak{S}_{\delta_1,E,Q}$.*

In other words, if f is an open discrete and closed mapping of D onto D' satisfying the condition (1.4) such that $h(f^{-1}(A), \partial D) \geq \delta$, then there is $\delta_1 > 0$, which does not depend on f , such that $h(f^{-1}(E), \partial D) \geq \delta_1$.

Proof. We will generally use the scheme of the proof [5, Lemma 2.1]. Let us prove Lemma 2.1 from the opposite. Suppose that its conclusion is not true. Then, there are sequences $y_m \in E$, $f_m \in \mathfrak{S}_{\delta, A, Q}$ and $x_m \in D$ such that $f_m(x_m) = y_m$ and $h(x_m, \partial D) \rightarrow 0$ as $m \rightarrow \infty$. Without loss of generality, we may assume that $x_m \rightarrow x_0$ as $m \rightarrow \infty$, where x_0 may be equal to ∞ if D is unbounded. By Theorem 3.1 in [10], it follows that f_m has a continuous extension to x_0 , moreover, the family $\{f_m\}_{m=1}^\infty$ is equicontinuous at x_0 (see, e.g., [10, Theorem 1.2]). Then, for any $\varepsilon > 0$ there is $m_0 \in \mathbb{N}$ such that $h(f_m(x_m), f_m(x_0)) < \varepsilon$ for $m \geq m_0$. On the other hand, since f_m is closed, $f_m(x_0) \in \partial D'$. Due to the compactness of the space $\overline{\mathbb{R}^n}$ and the closure of $\partial D'$, we may assume that $f_m(x_0)$ converges to some $B \in \partial D'$ as $m \rightarrow \infty$. Therefore, by the triangle inequality,

$$h(f_m(x_m), f_m(x_0)) \geq h(f_m(x_m), B) - h(B, f_m(x_0)) \geq \frac{1}{2} \cdot h(E, \partial D')$$

for sufficiently large $m \in \mathbb{N}$. Finally, we have a contradiction: $h(f_m(x_m), f_m(x_0)) \geq \delta_0$, $\delta_0 := \frac{1}{2} \cdot h(E, \partial D')$ and, at the same time, $h(f_m(x_m), f_m(x_0)) < \varepsilon$ for $m \geq m_0$. The resulting contradiction refutes the original assumption. The lemma is proved. \square

The following lemma was proved in the case where the domain D' is the unit ball (see the proof of Theorem 1.1 in [5]). For an arbitrary convex domain, its proof is significantly more difficult, since the previous methodology relied significantly on the geometry of the ball.

Lemma 2.2. *Let D' be a bounded convex domain in \mathbb{R}^n , $n \geq 2$, and let $B(y_*, \delta_*/2)$ be a ball centered at the point $y_* \in D'$, where $\delta_* := d(y_*, \partial D')$. Let $z_0 \in \partial D'$. Then for any points $A, B \in B(z_0, \delta_*/8) \cap D'$ there are points $C, D \in \overline{B(y_*, \delta_*/2)}$, for which the segments $[A, C]$ and $[B, D]$ are such that*

$$\text{dist}([A, C], [B, D]) \geq C_0 \cdot |A - C|, \quad (2.1)$$

where $C_0 > 0$ is some constant that depends only on δ_* and $d(D')$.

Proof. Let us put

$$\varepsilon_0 := |A - B| < \delta_0 := \delta_*/4.$$

Let us join the points A and y_* with the segment I . Due to the convexity of D' , the segment I completely belongs to D' . Points A , y_* and B form the plane P . Consider the circle on this plane

$$S = \{z \in P : |z - A| = \varepsilon_0\}.$$

The position of the point $z = B$ on the circle S is completely determined by the angle φ , $\varphi \in [-\pi, \pi)$ between the vector $y_* - A$ and the radius vector of the point z . Points on the

circle are further denoted by polar coordinates using pairs $z = (\varepsilon_0, \varphi)$. Our the further goal is to investigate the main three cases regarding the intervals of change of this angle.

Case 1. "Large angles": $\varphi \in [\pi/4, 3\pi/4]$, or $\varphi \in [-\pi/4, -3\pi/4]$, see Figure 1 for illustrations. Let us put $C := y_*$. Let us limit ourselves to considering the case of $\varphi \in [\pi/4, 3\pi/4]$

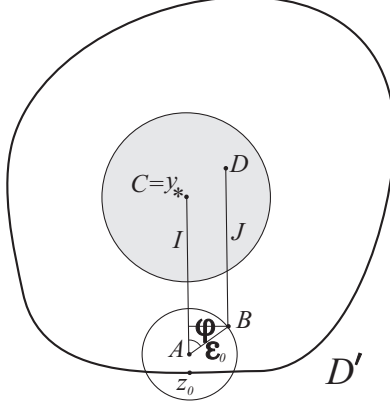


Figure 1: To proof of Lemma 2.2, case 1

(a case $\varphi \in [-\pi/4, -3\pi/4]$ may be considered similarly). Consider the ray

$$r = r(t) = B + te, \quad e = (y_* - A)/|y_* - A|, \quad t > 0.$$

By construction, the ray r is parallel to the segment I . When $t = |y_* - A|$ we have $r(|y_* - A|) = B + y_* - A$ and $|r(|y_* - A|) - y_*| = |B - A| = \varepsilon_0 < \delta_0$, that is, point $r(|y_* - A|)$ belongs to E . Let J be a segment of the ray r , which is contained between the points B and $D := r(|y_* - A|)$ (it belongs entirely to D' due to its convexity). The distance between I and J is calculated as follows:

$$\text{dist}(I, J) = \varepsilon_0 \sin \varphi \geq \frac{\sqrt{2}}{2} \varepsilon_0. \quad (2.2)$$

The consideration of the first case is completed, since we take I and J as segments $[A, C]$ and $[B, D]$, in addition, we put $C_0 := \frac{\sqrt{2}}{2}$ in (2.1).

Case 2. "Small angles": $\varphi \in [-\pi/4, \pi/4]$. Consider the case $\varphi \in [0, \pi/4]$ (the case $\varphi \in [-\pi/4, 0]$ may be considered similarly). Let us draw a line through the point y_* , which belongs to the plane P and is orthogonal to the vector $y_* - A$, see Figure 2. This line has exactly two points of intersection with the boundary of the circle $\overline{B(y_*, \delta_*/2)} \cap P$. We denote these points by x_{**} and z_{**} . Let x_{**} be a point such that the angle between by vectors $y_* - A$ and $x_{**} - A$ is negative. Let us put

$$x_* = \frac{x_{**} + y_*}{2}, \quad z_* = \frac{z_{**} + y_*}{2}.$$

Furthermore, let ψ denote the angle $\angle Ax_* y_*$. Then

$$\tan \psi = \frac{|A - y_*|}{\frac{\delta_*}{4}} < \frac{4d(D')}{\delta_*}. \quad (2.3)$$

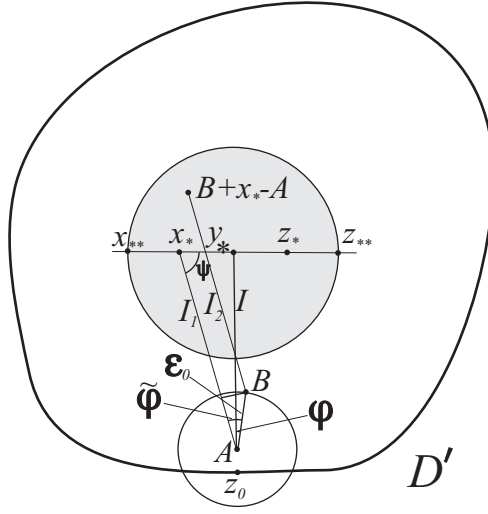


Figure 2: To proof of Lemma 2.2, case 2

In addition,

$$\tan \psi = \frac{|A - y_*|}{\frac{\delta_*}{4}} \geq \frac{\frac{\delta_*}{2}}{\frac{\delta_*}{4}} = 2,$$

from here

$$\psi \geq \arctan 2 > \frac{\pi}{4}, \quad \frac{\pi}{2} - \psi \leq \frac{\pi}{2} - \arctan 2 < \frac{\pi}{4}. \quad (2.4)$$

Accordingly, the angle $\angle y_* A x_*$ is equal to $\frac{\pi}{2} - \psi$. Let

$$\tilde{\varphi} := \varphi + \frac{\pi}{2} - \psi,$$

where ψ is defined as above. Due to (2.4), since $\varphi \in [0, \pi/4]$,

$$0 < \tilde{\varphi} \leq \frac{\pi}{4} + \frac{\pi}{2} - \arctan 2 = \frac{3\pi}{4} - \arctan 2 < \frac{\pi}{2}. \quad (2.5)$$

Consider the ray $r(t) = B + t \frac{x_* - A}{|x_* - A|}$, $t > 0$. If $t = |x_* - A|$, then

$$r(|x_* - A|) = B + x_* - A.$$

Note that, $r(|x_* - A|) \in \overline{B(y_*, \frac{\delta_*}{2})}$. Indeed, by the triangle inequality,

$$\begin{aligned} |r(|x_* - A|) - y_*| &= \\ &= |B + x_* - A - y_*| \leq |x_* - y_*| + |B - A| \leq \frac{\delta_*}{4} + \frac{\delta_*}{4} = \frac{\delta_*}{2}. \end{aligned} \quad (2.6)$$

Now let I_1 be the segment joining the points A and $C := x_*$, and let I_2 be the segment joining the points B and $D := r(|x_* - A|) = B + x_* - A$. By the construction and due to (2.6),

$$I_1 \cap B\left(y_*, \frac{\delta_*}{2}\right) \neq \emptyset \neq I_2 \cap B\left(y_*, \frac{\delta_*}{2}\right). \quad (2.7)$$

Note that

$$\text{dist}(I_1, I_2) = \varepsilon_0 \sin \tilde{\varphi}. \quad (2.8)$$

Given the formula (2.3), we obtain that

$$\begin{aligned} \tan \tilde{\varphi} &= \tan \left(\varphi + \frac{\pi}{2} - \psi \right) \geq \\ &\geq \tan \left(\frac{\pi}{2} - \psi \right) = \cot \psi \geq \frac{\delta_*}{4d(D')}. \end{aligned} \quad (2.9)$$

Due to (2.9) and taking into account (2.5), we obtain that

$$\sin \tilde{\varphi} = \tan \tilde{\varphi} \cdot \cos \tilde{\varphi} \geq \frac{\delta_*}{4d(D')} \cdot \cos \left(\frac{3\pi}{4} - \arctan 2 \right) > 0. \quad (2.10)$$

Now, by (2.8) and (2.10), we obtain that

$$\text{dist}(I_1, I_2) \geq \varepsilon_0 \cdot \frac{\delta_*}{4d(D')} \cdot \cos \left(\frac{3\pi}{4} - \arctan 2 \right) > 0. \quad (2.11)$$

As we have already noted, the case $\varphi \in [-\pi/4, 0)$ may be considered similarly, namely, the construction of the proof is the same "up to symmetry" with respect to the segment joining the points A and y_* . In particular, the role of the point x_* will be played by the point z_* ; the role of the segment joining the points A and x_* preforms the segment joining the points A and z_* , etc.

The inequality (2.11) completes the consideration of case **2**, because we may put $[A, C] := I_1$ and $[B, D] := I_2$, in addition, we set $C_0 := \frac{\delta_*}{4d(D')} \cdot \cos \left(\frac{3\pi}{4} - \arctan 2 \right)$ in the inequality (2.1).

Case 3. "Very large angles:" or $\varphi \in (3\pi/4, \pi]$, or $\varphi \in (-\pi, -3\pi/4)$. This case is very similar in case **2** at its discretion. It is enough to consider the situation $\varphi \in (3\pi/4, \pi]$, because the second situation $\varphi \in (-\pi, -3\pi/4)$ is considered similarly and differs from the first one only by a certain "symmetry" relative to the line passing through the points A and y_* . Let the points z_* and z_{**} are exactly as defined in case **2**. Consider the segment J_2 , joining the points B and $D := z_*$ (it completely belongs to D' due to its convexity). Consider a ray

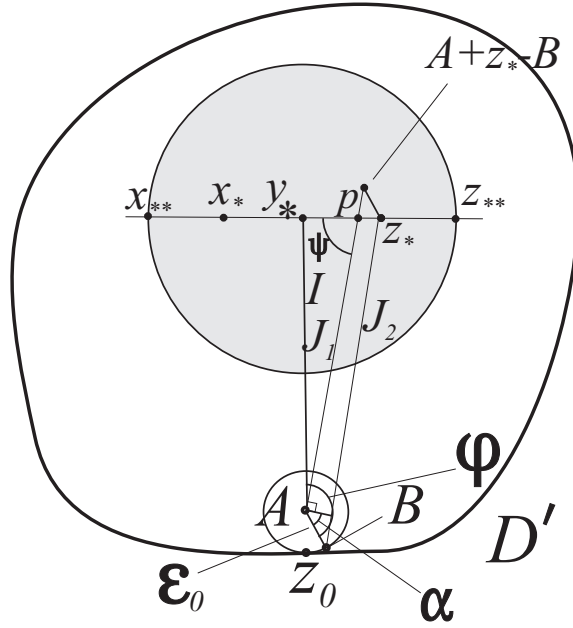
$$l(t) = A + t \cdot \frac{z_* - B}{|z_* - B|}, \quad t > 0. \quad (2.12)$$

For $t = |z_* - B|$, we obtain the point $C := l(|z_* - B|) = A + z_* - B$, see Figure 3. Let us prove that this point belongs to the ball $\overline{B(y_*, \frac{\delta_*}{2})}$. Indeed, by the triangle inequality

$$\begin{aligned} |r(|z_* - B|) - y_*| &= \\ &= |A + z_* - B - y_*| \leq |z_* - y_*| + |B - A| \leq \frac{\delta_*}{4} + \frac{\delta_*}{4} = \frac{\delta_*}{2}. \end{aligned} \quad (2.13)$$

Let J_1 be the segment joining the points A and C . By the construction and due to (2.13),

$$J_1 \cap \overline{B\left(y_*, \frac{\delta_*}{2}\right)} \neq \emptyset \neq J_2 \cap \overline{B\left(y_*, \frac{\delta_*}{2}\right)}. \quad (2.14)$$

Figure 3: To proof of Lemma 2.2, case **3**

Note that

$$\text{dist}(J_1, J_2) = \varepsilon_0 \cos \alpha, \quad (2.15)$$

where $\alpha = \varphi - \frac{\pi}{2} - (\frac{\pi}{2} - \psi) = \varphi + \psi - \pi$. Now we need to find the lower bound for $\cos \alpha$.

Let p denote the point of intersection of the line $l(t)$ in (2.12) with a straight line joining the points y_* and z_* . From the triangle $\triangle Ay_*p$ we obtain that

$$1 \leq \tan \psi = \frac{|A - y_*|}{|y_* - p|} \leq 4,$$

from here $\frac{\pi}{4} \leq \psi \leq \arctan 4 < \frac{\pi}{2}$. Then

$$0 = \frac{3\pi}{4} + \frac{\pi}{4} - \pi \leq \alpha := \varphi + \psi - \pi \leq \pi + \arctan 4 - \pi = \arctan 4 < \frac{\pi}{2}. \quad (2.16)$$

By (2.15) and (2.16), we obtain that

$$\text{dist}(J_1, J_2) = \varepsilon_0 \cos \arctan 4. \quad (2.17)$$

Actually, inequality (2.17) completes the consideration of case **3**, since we may put $[A, C] := J_1$ and $[B, D] := J_2$, in addition, we put $C_0 := \cos \arctan 4$ in (2.1).

Finally, for all cases **1**, **2** and **3** in (2.1) we may put

$$C_0 = \min \left\{ \frac{\sqrt{2}}{2}, \frac{\delta_*}{4d(D')} \cdot \cos \left(\frac{3\pi}{4} - \arctan 2 \right), \cos \arctan 4 \right\}. \square$$

3 Proof of Theorem 1.1

The possibility of a continuous extension of the mapping f to the boundary of the domain D follows by Theorem 3.1 in [10]. In particular, the weak flatness of ∂D is a consequence of the fact that D is a QED domain (see, e.g., [11, Lemma 2]), in addition, any convex domain is locally connected at its boundary because its intersection with the ball centered at the boundary point is also a convex set.

Let us prove logarithmic Hölder continuity (1.7). Put $x_0 \in \partial D$, and let $y_* \in D'$ be an arbitrary point of the domain D' . We may assume that $x_0 \neq \infty$. Put $\delta_* := d(y_*, \partial D')$. Let $E = \overline{B(y_*, \delta_*/2)} \subset D'$. By Lemma 2.1 there exists $\delta_1 > 0$ such that $h(f^{-1}(E), \partial D) \geq \delta_1$ for all $f \in \mathfrak{S}_{\delta, A, Q}$. In addition, due to Theorem 1.2 in [10] the family $\mathfrak{S}_{\delta, A, Q}$ is equicontinuous in \overline{D} , for a number $\delta_*/8$ there is a neighborhood $U \subset B(x_0, \delta_1/2)$ of x_0 such that $|f(x) - f(x_0)| < \delta_*/8$ for all $x, x_0 \in U \cap D$ and all $f \in \mathfrak{S}_{\delta, A, Q}$. Let $x, y \in U \cap D$ and

$$\varepsilon_0 := |f(x) - f(y)| < \delta_0 := \delta_*/4.$$

Lets us apply Lemma 2.2 for points $A = f(x)$, $B = f(y)$ and $z_0 = f(x_0)$. According to this lemma, there are segments $I \supset A$ and $J \supset B$ in D' such that $I \cap E \neq \emptyset \neq J \cap E$, moreover

$$\text{dist}(I, J) \geq C_0 \cdot |f(x) - f(y)|, \quad (3.1)$$

where the constant C_0 depends only on the continuum E and the domain D' .

Let α_1, β_1 be total f -liftings of paths I and J starting at the points x and y , respectively (they exist due to [7, Lemma 3.7], see Figure 4). By the definition, $|\alpha_1| \cap f^{-1}(E) \neq \emptyset \neq$

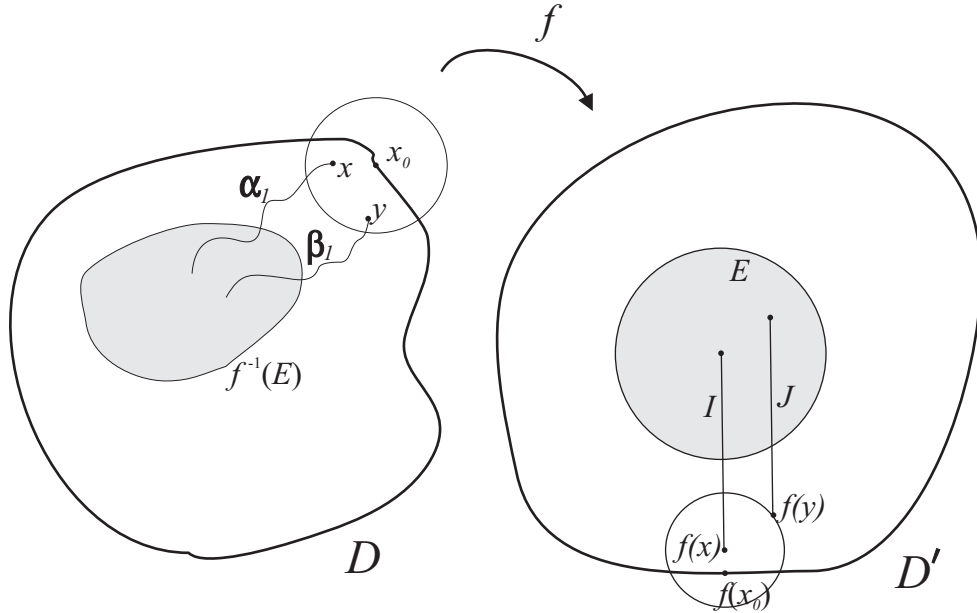


Figure 4: To proving the theorem 1.1

$|\beta_1| \cap f^{-1}(E)$. Since $h(f^{-1}(E), \partial D) \geq \delta_1$ and $x, y \in B(x_0, \delta_1/2)$, then

$$d(\alpha_1) \geq \delta_1/2, \quad d(\beta_1) \geq \delta_1/2. \quad (3.2)$$

Let

$$\Gamma := \Gamma(\alpha_1, \beta_1, D).$$

Then, on the one hand, by the inequality (1.5)

$$M(\Gamma) \geq (1/A_0) \cdot M(\Gamma(\alpha_1, \beta_1, \mathbb{R}^n)), \quad (3.3)$$

and on the other hand, by [12, Lemma 7.38]

$$M(\Gamma(\alpha_1, \beta_1, \mathbb{R}^n)) \geq c_n \cdot \log \left(1 + \frac{1}{m} \right), \quad (3.4)$$

where $c_n > 0$ is some constant that depends only on n ,

$$m = \frac{\text{dist}(\alpha_1, \beta_1)}{\min\{\text{diam}(\alpha_1), \text{diam}(\beta_1)\}}.$$

Then combining (3.2), (3.3) and (3.4) and given that $\text{dist}(\alpha_1, \beta_1) \leq |x - y|$, we obtain that

$$M(\Gamma) \geq \tilde{c}_n \cdot \log \left(1 + \frac{\delta_1}{2\text{dist}(\alpha_1, \beta_1)} \right) \geq \tilde{c}_n \cdot \log \left(1 + \frac{\delta_1}{2|x - y|} \right), \quad (3.5)$$

where $\tilde{c}_n > 0$ is some constant depending only on n and A_0 from the definition of QED -domain.

Now, let us to find some upper estimate for $M(\Gamma)$. Put

$$\rho(y) = \begin{cases} \frac{1}{C_0 \varepsilon_0}, & y \in D', \\ 0, & y \notin D'. \end{cases}$$

Note that, ρ satisfies the relation (1.2) for $f(\Gamma)$ by virtue of (2.1). By the definition of the family $\mathfrak{S}_{\delta, A, Q}$, we obtain that

$$M(\Gamma) \leq \frac{1}{C_0^n \varepsilon_0^n} \int_{D'} Q(y) dm(y) = C_0^{-n} \cdot \frac{\|Q\|_1}{|f(x) - f(y)|^n}. \quad (3.6)$$

By (3.5) and (3.6), it follows that

$$\tilde{c}_n \cdot \log \left(1 + \frac{\delta_1}{2|x - y|} \right) \leq C_0^{-n} \cdot \frac{\|Q\|_1}{|f(x) - f(y)|^n}.$$

The desired inequality (1.7) follows from the last relation, where $C_n := C_0^{-n} \cdot \tilde{c}_n^{-1/n}$ and $r_0 = \delta_1/2$.

We have proved Theorem 1.1 for the inner points $x, y \in U \cap D$. For the points $x, y \in U \cap \overline{D}$, this statement follows by means passing to the limit $\bar{x} \rightarrow x$ and $\bar{y} \rightarrow y$, $\bar{x}, \bar{y} \in D$. \square

The analogue of Theorem 1.1 is also valid for mappings with a fixed point in D . In order to formulate and prove the corresponding statement, let us introduce the following definition. For $a, b \in D$ and a Lebesgue measurable function $Q : D' \rightarrow [0, \infty]$ we denote by $\mathfrak{F}_{a,b,Q}$ the family of all open discrete and closed mappings f of the domain D onto D' such that $f(a) = b$. The following is true.

Theorem 3.1. *Let $Q \in L^1(D')$. Then any mapping $f \in \mathfrak{S}_{\delta,A,Q}$ has a continuous extension to a mapping $f : \overline{D} \rightarrow \overline{D'}$, while, for any point $x_0 \in \partial D$ there is a neighborhood U of this point and numbers $C_n = C(n, A, D, D') > 0$ and $r_0 = r_0(x_0) > 0$ such that the relation (1.7) is fulfilled.*

Proof. The possibility of a continuous extension of f to ∂D follows by [10, Theorem 3.1]. Let us prove the logarithmic Hölder continuity of the cooresponding family of extended mappings.

Put $E = \overline{B(b, \varepsilon_*)}$, where $\varepsilon_* = \text{dist}(b, \partial D')$. Two cases are possible:

1) there exists $\delta > 0$ such that $\text{dist}(f^{-1}(E), \partial D) \geq \delta$ for all $f \in \mathfrak{S}_{\delta,A,Q}$. In in this case, the desired statement follows by Theorem 1.1;

2) There are sequences $f_m \in \mathfrak{S}_{\delta,A,Q}$ and $x_m \in D, y_m \in D', m = 1, 2, \dots$, such that $f_m(x_m) = y_m$, $y_m \in E$ and $\text{dist}(x_m, \partial D) \rightarrow 0$ as $m \rightarrow \infty$. Reasoning in the same way as in the proof of Lemma 2.1, we come to the conclusion that the family $\mathfrak{S}_{\delta,A,Q}$ is not equicontinuous at at least one point $x_0 \in \partial D$, however, this contradicts the statement of Theorem 7.1 in [10].

Thus, the case 2) is impossible, and in the case 1) we have the desired assertion of the theorem. \square

4 Proof of Theorem 1.2

The possibility of a continuous extension of the mapping f to the boundary of D follows by Theorem 3.1 in [10]. In particular, locally quasiconformal boundaries of domains are weakly flat (see [15, Proposition 2.2], see also [9, Theorem 17.10]), and convex domains are obviously locally connected at its boundary.

Put $x_0 \in \partial D$. Let $y_* \in D'$ be an arbitrary point of D' , $\delta_* := d(y_*, \partial D')$ and $E = \overline{B(y_*, \delta_*/2)} \subset D'$. By Lemma 2.1, there exists $\delta_1 > 0$ such that $h(f^{-1}(E), \partial D) \geq \delta_1$ for all $f \in \mathfrak{S}_{\delta,A,Q}$. Then $d(f^{-1}(E), \partial D) \geq \delta_1$ for any $f \in \mathfrak{S}_{\delta,A,Q}$. In addition, since by Theorem 1.2 in [10] the family $\mathfrak{S}_{\delta,A,Q}$ is equicontinuous at \overline{D} , for $\delta_*/8$ there is a neighborhood $U \subset B(x_0, \delta_1/4)$ of x_0 such that $|f(x) - f(x_0)| < \delta_*/8$ for any $x, y \in U \cap D$ and all $f \in \mathfrak{S}_{\delta,A,Q}$.

By the definition of a locally quasiconformal boundary, there exists a neighborhood U^* of the point x_0 and a quasiconformal mapping $\varphi : U^* \rightarrow \mathbb{B}^n$, $\varphi(U^*) = \mathbb{B}^n$, such that

$\varphi(D \cap U^*) = \mathbb{B}_+^n$, where $\mathbb{B}_+^n = \{x \in \mathbb{B}^n : x = (x_1, \dots, x_n), x_n > 0\}$ is a half-ball, see Figure 5. We may assume that $x_0 \neq \infty$ and $\varphi(x_0) = 0$, and $\overline{U^*} \subset U$ (see the proof of Theorem 17.10

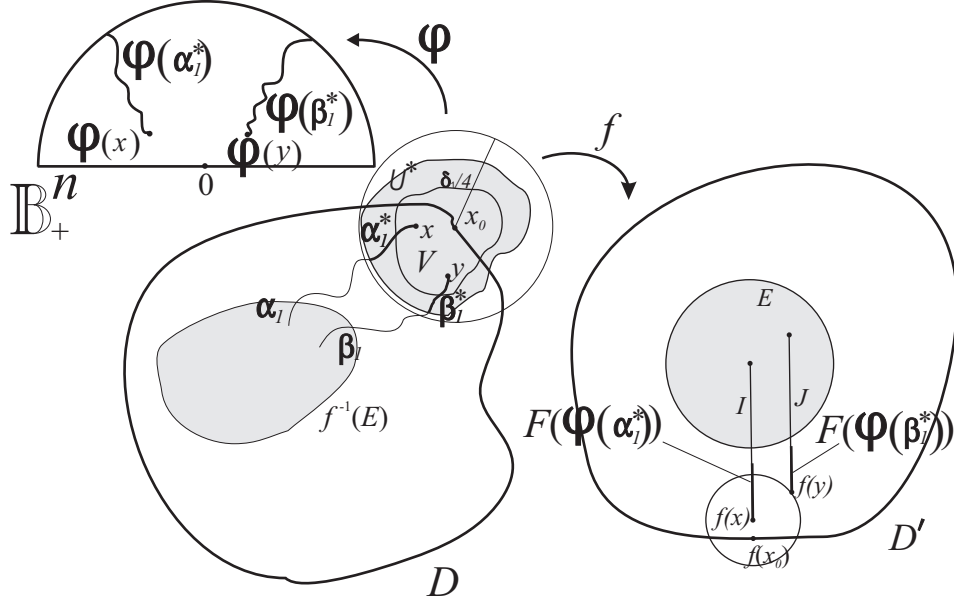


Figure 5: To the proof of Theorem 1.2

in [9]). Let V be any neighborhood in U^* such that $\overline{V} \subset U^*$. Let

$$\delta_2 := \text{dist}(\partial V, \partial U^*). \quad (4.1)$$

Consider the auxiliary mapping

$$F(w) := f(\varphi^{-1}(w)), \quad F : \mathbb{B}_+^n \rightarrow U^*. \quad (4.2)$$

Let $x, y \in V \cap D$ and

$$\varepsilon_0 := |f(x) - f(y)| < \delta_0 := \delta_*/4.$$

Apply Lemma 2.2 for points $A = f(x)$, $B = f(y)$ and $z_0 = f(x_0)$. According to this lemma, there are exist segments $I \supset A$ and $J \supset B$ in D' such that $I \cap E \neq \emptyset \neq J \cap E$, moreover

$$\text{dist}(I, J) \geq C_0 \cdot |f(x) - f(y)|, \quad (4.3)$$

where the constant C_0 depends only on the continuum E and the domain D' .

Let α_1, β_1 be the whole f -lifts of the paths I and J with origins at the points x and y , respectively (they exist by [7, Lemma 3.7]). Then, by the definition, $|\alpha_1| \cap f^{-1}(E) \neq \emptyset \neq |\beta_1| \cap f^{-1}(E)$. Then

$$|\alpha_1| \cap U \neq \emptyset \neq |\alpha_1| \cap (\mathbb{R}^n \setminus U)$$

and

$$|\beta_1| \cap U \neq \emptyset \neq |\beta_1| \cap (\mathbb{R}^n \setminus U).$$

Then, by [17, Theorem 1.I.5.46]

$$|\alpha_1| \cap \partial U \neq \emptyset, |\beta_1| \cap \partial U \neq \emptyset. \quad (4.4)$$

Similarly,

$$|\alpha_1| \cap \partial V \neq \emptyset, |\beta_1| \cap \partial V \neq \emptyset. \quad (4.5)$$

Due to (4.4), α_1 and β_1 contain subpaths α_1^* and β_1^* with origins at the points x and y which belong entirely in U^* and have end points at ∂U^* . Due to (4.1), (4.4) and (4.5)

$$d(\alpha_1^*) \geq \delta_2, \quad d(\beta_1^*) \geq \delta_2. \quad (4.6)$$

Consider the paths $\varphi(\alpha_1^*)$ and $\varphi(\beta_1^*)$. Since φ is quasiconformal mapping, so φ^{-1} is also quasiconformal. Thus, φ^{-1} is Hölder continuous with some constant $\tilde{C} > 0$ and some exponent $0 < \alpha \leq 1$ (see [2, Theorem 1.11.III]). Let $\bar{x}, \bar{y} \in U^*$ be such that $d(\alpha_1^*) = |\bar{x} - \bar{y}|$. We put $x^* = \varphi(\bar{x})$ and $y^* = \varphi(\bar{y})$. Then

$$|x^* - y^*|^\alpha \geq \frac{1}{\tilde{C}} \cdot |\bar{x} - \bar{y}| = d(\alpha_1^*) \geq \frac{1}{\tilde{C}} \delta_2,$$

or

$$|x^* - y^*| \geq \left(\frac{1}{\tilde{C}} \delta_2 \right)^{1/\alpha}. \quad (4.7)$$

From (4.7), we obtain that $d(\varphi(\alpha_1^*)) \geq \left(\frac{1}{\tilde{C}} \delta_2 \right)^{1/\alpha}$. Similarly, $d(\varphi(\beta_1^*)) \geq \left(\frac{1}{\tilde{C}} \delta_2 \right)^{1/\alpha}$. Let

$$\Gamma := \Gamma(\varphi(\alpha_1^*), \varphi(\beta_1^*), \mathbb{B}_+^n).$$

Note that, \mathbb{B}_+^n is a bounded convex domain, so it is a John domain (see [18, Remark 2.4]), hence it is a uniform domain (see [18, Remark 2.13(c)]), therefore it is also a *QED*-domain with some $A_0^* < \infty$ in (1.5) (see [6, Lemma 2.18]). Then, on the one hand, by (1.5)

$$M(\Gamma) \geq (1/A_0^*) \cdot M(\Gamma(\varphi(\alpha_1^*), \varphi(\beta_1^*), \mathbb{R}^n)), \quad (4.8)$$

and on the other hand, by [12, Lemma 7.38]

$$M(\Gamma(\varphi(\alpha_1^*), \varphi(\beta_1^*), \mathbb{R}^n)) \geq c_n \cdot \log \left(1 + \frac{1}{m} \right), \quad (4.9)$$

where $c_n > 0$ is some constant that depends only on n ,

$$m = \frac{\text{dist}(\varphi(\alpha_1^*), \varphi(\beta_1^*))}{\min\{\text{diam}(\varphi(\alpha_1^*)), \text{diam}(\varphi(\beta_1^*))\}}.$$

Then, combining (4.8) and (4.9) and taking into account that $\text{dist}(\varphi(\alpha_1^*), \varphi(\beta_1^*)) \leq |\varphi(x) - \varphi(y)|$, we obtain that

$$M(\Gamma) \geq \tilde{c}_n \cdot \log \left(1 + \frac{\delta_2^{1/\alpha}}{(\tilde{C})^{1/\alpha} \text{dist}(\alpha_1, \beta_1)} \right) \geq$$

$$\geq \tilde{c}_n \cdot \log \left(1 + \frac{\delta_2^{1/\alpha}}{(\tilde{C})^{1/\alpha} |\varphi(x) - \varphi(y)|} \right), \quad (4.10)$$

where $\tilde{c}_n > 0$ is some constant that depends only on n and A_0^* from the definition of QED -domain.

Let us now establish an upper bound for $M(\Gamma)$. Note that, F in (4.2) satisfies the relation (1.4) with the function $\tilde{Q}(x) = K_0 \cdot Q(x)$ instead of Q , where $K_0 \geq 1$ is the constant of a quasiconformality of φ^{-1} . Let us put

$$\rho(y) = \begin{cases} \frac{1}{C_0 \varepsilon_0}, & y \in D', \\ 0, & y \notin D', \end{cases}$$

where C_0 is the universal constant in inequality (2.1). Note that ρ satisfies the relation (1.2) for $F(\Gamma)$ due to the relation (2.1). Then, by the definition of $\mathfrak{S}_{\delta,A,Q}$, due to the definition of F in (4.2), we obtain that

$$M(\Gamma) \leq \frac{1}{C_0^n \varepsilon_0^n} \int_{D'} K_0 Q(y) dm(y) = C_0^{-n} K_0 \cdot \frac{\|Q\|_1}{|f(x) - f(y)|^n}. \quad (4.11)$$

It follows by (4.10) and (4.11) that

$$\tilde{c}_n \cdot \log \left(1 + \frac{\delta_2^{1/\alpha}}{(\tilde{C})^{1/\alpha} |\varphi(x) - \varphi(y)|} \right) \leq C_0^{-n} K_0 \cdot \frac{\|Q\|_1}{|f(x) - f(y)|^n}.$$

From the last relation, by the Hölder continuity of the mapping φ , it follows that

$$\begin{aligned} |f(x) - f(y)| &\leq C_0^{-n} \tilde{c}_n^{-\frac{1}{n}} K_0 \cdot \frac{(\|Q\|_1)^{\frac{1}{n}}}{\log^{\frac{1}{n}} \left(1 + \frac{\delta_2^{1/\alpha}}{(\tilde{C})^{1/\alpha} |\varphi(x) - \varphi(y)|} \right)} \leq \\ &\leq C_0^{-n} \tilde{c}_n^{-\frac{1}{n}} K_0 \cdot \frac{(\|Q\|_1)^{\frac{1}{n}}}{\log^{\frac{1}{n}} \left(1 + \frac{\delta_2^{1/\alpha}}{(\tilde{C})^{(1/\alpha)+1} |x-y|^\alpha} \right)}, \end{aligned}$$

which is the desired inequality (1.8), where $C_n := C_0^{-n} \cdot \tilde{c}_n^{-1/n} \cdot K_0$ and $r_0 = \frac{\delta_2^{1/\alpha}}{(\tilde{C})^{1/\alpha+1}}$.

We proved Theorem 1.2 for the inner points $x, y \in V \cap D$. For $x, y \in V \cap \overline{D}$, this statement follows by means of the transition to the limit $\bar{x} \rightarrow x$ and $\bar{y} \rightarrow y$, $\bar{x}, \bar{y} \in D$. \square

5 Proof of Theorem 1.3

Let $f \in \mathfrak{S}_{\delta,A,Q}(D, D')$. It is sufficient to restrict ourselves to the case $P_1, P_2 \in V \cap D$. Since D is a regular domain, there exists a quasiconformal mapping g^{-1} of a domain D onto a domain D_0 with a locally quasiconformal boundary, and, by the definition of the metric ρ in (1.9),

$$\rho(P_1, P_2) := |g^{-1}(P_1) - g^{-1}(P_2)|. \quad (5.1)$$

Consider the auxiliary mapping

$$F(x) = (f \circ g)(x), \quad x \in D_0. \quad (5.2)$$

Since g^{-1} is quasiconformal, there is a constant $1 \leq K_1 < \infty$ such that

$$\frac{1}{K_1} \cdot M(\Gamma) \leq M(g^{-1}(\Gamma)) \leq K_1 \cdot M(\Gamma) \quad (5.3)$$

for any family of paths Γ in D_0 . Considering inequalities (5.3) and taking into account that f satisfies the relation (1.4), we obtain that also F satisfies the relation (1.4) with a new function $\tilde{Q}(x) := K_1 \cdot Q(x)$. In addition, since g is a fixed homeomorphism, then $h(F^{-1}(A), \partial D) \geq \delta_0 > 0$, where $\delta_0 > 0$ is some fixed number. Then Theorem 3.1 may be applied to the map F . Applying this theorem, we obtain that, for any point $x_0 \in D_0$ there are V neighborhood of this point and numbers $C_n^* = C(n, A, D_0, D') > 0$, $r_0 = r_0(n, A, x_0, D_0) > 0$ and $0 < \alpha = \alpha(x_0) \geq 1$ such that

$$|F(x) - F(y)| \leq \frac{C_n^* K_1^{\frac{1}{n}} \cdot (\|Q\|_1)^{1/n}}{\log^{1/n} \left(1 + \frac{r_0}{|x-y|^\alpha} \right)} \quad (5.4)$$

for all $x, y \in V \cap D_0$, where $\|Q\|_1$ is the norm of the function Q in $L^1(D)$. Let $U := g(V)$, $P_0 := g(x_0)$. Then, by definition, U is a neighborhood of the prime end $P_0 \in E_D$. If $P_1, P_2 \in D_P \cap U$, then $P_1 = g(x)$ and $P_2 = g(y)$ for some $x, y \in V \cap D_0$. Taking into account the relation (5.4) and using the relation $|x - y| = |g^{-1}(P_1) - g^{-1}(P_2)| = \rho(P_1, P_2)$, we obtain that

$$|F(g^{-1}(P_1)) - F(g^{-1}(P_2))| \leq \frac{C_n^* K_1^{\frac{1}{n}} \cdot (\|Q\|_1)^{1/n}}{\log^{1/n} \left(1 + \frac{r_0}{\rho^\alpha(P_1, P_2)} \right)},$$

or, due to (5.2),

$$|f(P_1) - f(P_2)| \leq \frac{C_n^* K_1^{\frac{1}{n}} \cdot (\|Q\|_1)^{1/n}}{\log^{1/n} \left(1 + \frac{r_0}{\rho^\alpha(P_1, P_2)} \right)}.$$

The last ratio is desired if we put here $C_n := C_n^* K_1^{\frac{1}{n}}$. \square

References

- [1] *Poleckii E.A.* The modulus method for nonhomeomorphic quasiconformal mappings //Math. USSR-Sb. – 1970. – **12**, no. 2. – P. 260–270.
- [2] *Rickman S.* Quasiregular mappings. – Berlin: Springer-Verlag, 1993.
- [3] *Martio O., Ryazanov V., Srebro U. and Yakubov E.* Moduli in Modern Mapping Theory. – New York: Springer Science + Business Media, LLC, 2009.

- [4] *Martio O., Rickman S., Väisälä J.* Definitions for quasiregular mappings // Ann. Acad. Sci. Fenn. Ser. A I. Math. – 1969. – **448**. – C. 1–40.
- [5] *Sevost'yanov E.A.* On logarithmic Hölder continuity of mappings on the boundary // Annales Fennici Mathematici. – 2022. – **47**. – P. 251–259.
- [6] *Gehring F.W., Martio O.* Quasiextremal distance domains and extension of quasiconformal mappings // J. Anal. Math. – 1985. – **45**. – P. 181–206.
- [7] *Vuorinen M.* Exceptional sets and boundary behavior of quasiregular mappings in n -space // Ann. Acad. Sci. Fenn. Ser. A 1. Math. Dissertationes. – 1976. – V. **11**. – P. 1–44.
- [8] *Vuorinen M.* On the existence of angular limits of n -dimensional quasiconformal mappings // Ark. Math. – 1980. – **18**. – P. 157–180.
- [9] *Väisälä J.* Lectures on n -Dimensional Quasiconformal Mappings. – Lecture Notes in Math. 229, Berlin etc.: Springer-Verlag, 1971.
- [10] *Sevost'yanov E.A., Skvortsov S.O., Dovhopiatyi O.P.* On nonhomeomorphic mappings with the inverse Poletsky inequality // Journal of Mathematical Sciences. – 2021. – **252**, no. 4. – P. 541–557.
- [11] *Sevost'yanov E.A., Skvortsov S.A.* On the Convergence of Mappings in Metric Spaces with Direct and Inverse Modulus Conditions // Ukr. Math. J. – 2018. – Vol. **70**, no. 7. – P. 1097–1114.
- [12] *Vuorinen M.* Conformal Geometry and Quasiregular Mappings. Lecture Notes in Math. **1319**. – Berlin etc.: Springer-Verlag, 1988.
- [13] *Näkki R.* Prime ends and quasiconformal mappings // J. Anal. Math. – 1979. – V. **35**. – P. 13–40.
- [14] *Kovtonyuk D.A. and Ryazanov V.I.* On the theory of prime ends for space mappings // Ukrainian Math. J. – 2015. – **67**, no. 4. – P. 528–541.
- [15] *Ilkevych N.S., Sevost'yanov E.A., Skvortsov S.A.* On the global behavior of inverse mappings in terms of prime ends // Annales Fennici Mathematici. – 2021. – **46**. – P. 371–388.
- [16] *Ilyutko D.P., Sevost'yanov E.A.* On prime ends on Riemannian manifolds // J. Math. Sci. – 2019. – **241**, no. 1. – P. 47–63.
- [17] *Kuratowski K.* Topology, v. 2. – New York–London: Academic Press, 1968.
- [18] *Martio O., Sarvas J.* Injectivity theorems in plane and space // Ann. Acad. Sci. Fenn. Ser. A1 Math. – 1978/1979. – **4**. – P. 384–401.

Oleksandr Dovichopiatyi

1. Zhytomyr Ivan Franko State University,
40 Bol'shaya Berdichevskaya Str., 10 008 Zhytomyr, UKRAINE
alexfov1111111@gmail.com

Evgeny Sevost'yanov

1. Zhytomyr Ivan Franko State University,
40 Bol'shaya Berdichevskaya Str., 10 008 Zhytomyr, UKRAINE
2. Institute of Applied Mathematics and Mechanics
of NAS of Ukraine,
1 Dobrovol'skogo Str., 84 100 Slavyansk, UKRAINE
esevostyanov2009@gmail.com