

LExecutor: Learning-Guided Execution

Beatriz Souza
University of Stuttgart
Stuttgart, Germany
beatrizbzouza@gmail.com

Michael Pradel
University of Stuttgart
Stuttgart, Germany
michael@binaervarianz.de

ABSTRACT

Executing code is essential for various program analysis tasks, e.g., to detect bugs that manifest through exceptions or to obtain execution traces for further dynamic analysis. However, executing an arbitrary piece of code is often difficult in practice, e.g., because of missing variable definitions, missing user inputs, and missing third-party dependencies. This paper presents LExecutor, a learning-guided approach for executing arbitrary code snippets in an underconstrained way. The key idea is to let a neural model predict missing values that otherwise would cause the program to get stuck, and to inject these values into the execution. For example, LExecutor injects likely values for otherwise undefined variables and likely return values of calls to otherwise missing functions. We evaluate the approach on Python code from popular open-source projects and on code snippets extracted from Stack Overflow. The neural model predicts realistic values with an accuracy between 80.1% and 94.2%, allowing LExecutor to closely mimic real executions. As a result, the approach successfully executes significantly more code than any available technique, such as simply executing the code as-is. For example, executing the open-source code snippets as-is covers only 4.1% of all lines, because the code crashes early on, whereas LExecutor achieves a coverage of 50.1%.

1 INTRODUCTION

The ability to execute code enables various dynamic program analysis applications. For example, running a program may expose bugs that trigger obviously wrong behavior, such as runtime exceptions or violations of assertions. Moreover, dynamic analysis has been shown its usefulness for various tasks, e.g., mining API protocols [31, 64, 69, 85], taint analysis [21, 71], and type inference [8, 68]. Generally, dynamic analysis is well known to complement static analysis [27, 75], providing a valuable technique for understanding and improving software.

Unfortunately, executing arbitrary code is challenging in practice, both at the small and the large scale. Small-scale code snippets, e.g., provided as part of posts on Stack Overflow, often are missing contextual information, such as imports and definitions of variables and functions [39]. Large-scale code bases, e.g., complex open-source projects, are also non-trivial to set up and run, e.g., due to missing third-party dependencies, complex build procedures, and the lack of inputs that would reach deeply into the project. Overall, the practical difficulties of executing code limit the potential of dynamic analysis.

As a concrete example, consider the Python code snippet in Figure 1, which could be the body of a function extracted from a complex code base or code posted on Stack Overflow. Executing this code is difficult because of various missing pieces of contextual information. At first, the code tries to read variable `all_data`, which does not exist though, and hence, will cause the code to crash. Even

we had a definition for this variable, then other obstacles would prevent the code from executing, such as the missing function `has_min_size`, the missing (global) variable `config_str`, and the missing imported method `logger.info`.

A skilled human is able to intuitively fill in the missing information in Figure 1 by predicting it to be likely that, e.g., `all_data` is a list, `has_min_size` will return a boolean, `config_str` is a string, and that `logger.info` is a method call likely to succeed. Given this information, a human could mentally emulate the execution and hence reason about the runtime behavior of the code. Of course, manually reasoning about code in this manner does not scale well to analyzing larger amounts of code. The key question we ask in this work is: *Can we automate the prediction of likely values and use them to execute otherwise non-executable code?*

This paper presents LExecutor, which offers a learning-guided approach for executing arbitrary code snippets in an underconstrained way. The key idea is to let a neural model predict suitable values that otherwise would be missing and cause the program to get stuck. The approach is enabled by three components:

- A specifically designed and trained machine learning model that predicts runtime values based on the code context in which a value is used. We realize this component by fine-tuning a sequence-based deep learning model [82] with hundreds of thousands of examples gathered from regular executions of a diverse set of real-world programs.
- An execution environment that prevents crashes due to missing values and instead queries the model to fill in the missing values.
- An instrumentation technique that turns arbitrary Python code into “lexecutable” code. The instrumentation is realized as an AST-based source-to-source transformation.

For the example in Figure 1, LExecutor will prevent the program from crashing due to undefined references and instead predict suitable values for all undefined variables and functions. The right part of the figure shows what values the approach predicts and then injects into the execution. For example, when the code tries to access the otherwise missing value `has_min_size`, then LExecutor predicts it to be a function that returns the boolean value `True`. Given the injected values, the code successfully executes without prematurely terminating. There obviously is no guarantee that the values that LExecutor injects exactly match those that would occur in a “real” execution of the given code. However, we find that LExecutor is able to predict realistic values in *most* situations where a regular execution would simply get stuck, enabling the execution of otherwise non-executable code.

Our work has overlapping goals with three prior streams of research: (1) test generators [30, 57], as they also provide missing input values; (2) concolic execution [15, 33, 74], which abstracts missing inputs into symbolic variables and reasons about their possible values using a constraint solver; (3) micro-execution [32]

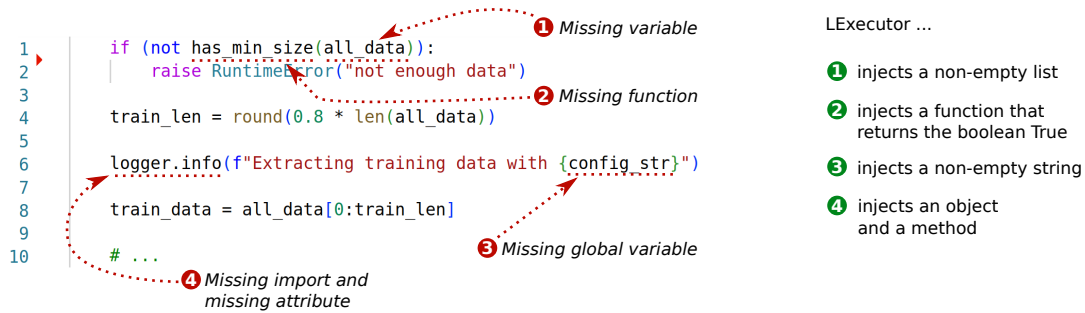


Figure 1: Python code to execute (left) and how LExecutor guides the execution (right).

and underconstrained symbolic execution [67], which execute arbitrary code by injecting random values into memory on demand. In contrast to (1) and (2), LExecutor injects otherwise missing values at arbitrary points within an execution, whereas the prior work provides values only at well-defined interfaces, e.g., command-line arguments or method arguments. In contrast to all the above work, LExecutor uses a neural model trained to predict realistic values, whereas (1) and (3) inject random values, and (2) overapproximates possible values via symbolic reasoning.

We evaluate our work by applying it to two sets of code snippets: functions extracted from popular open-source projects and code snippets extracted from Stack Overflow posts. As baselines, the evaluation compares LExecutor to regular execution, injecting random values, and a state-of-the-art, function-level test generator for Python [49]. We show that the neural model at the core of LExecutor predicts realistic values with an accuracy of 80.1% to 94.2% (depending in the configuration). Moreover, our results show that the approach enables the execution of 50.1% and 64.5% of all lines in the open-source code and Stack Overflow snippets, respectively, which improves over the best baseline by 46% and 20.7%.

We envision LExecutor to enable various dynamic analysis applications. For example, “lexecuting” code could help detect bugs that manifest through obvious signs of misbehavior, such as runtime exceptions or assertion violations. Likewise, our approach could be used to validate code generated by code synthesis techniques [29] or generative language models [17, 84]. Other potential applications include to check if and how a code change to modifies the observable behavior [67], and classical dynamic analyses, such as detecting security vulnerabilities via taint analysis.

In summary, this paper contributes the following:

- A novel way of executing arbitrary code in an underconstrained and learning-guided way.
- A neural model designed and trained to predict realistic values to be injected into an execution.
- An instrumentation-based runtime environment that prevents programs from crashing due to missing values and instead injects values provided by the model.
- Empirical evidence that the approach effectively injects realistic values and outperforms several baselines at covering and successfully executing code.

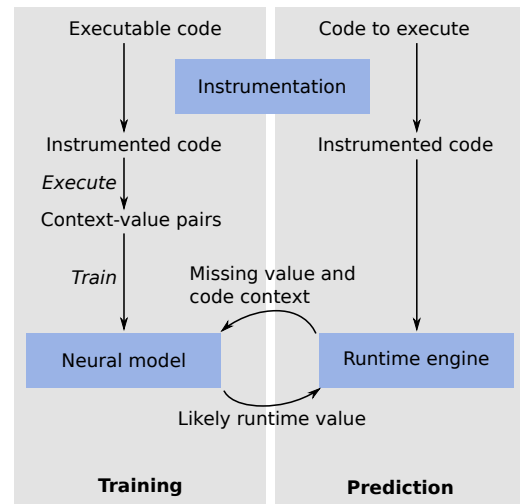


Figure 2: Overview of learning-guided execution.

2 OVERVIEW

The following presents the high-level ideas of learning-guided execution and illustrate the approach with an example. Figure 2 gives an overview of our approach. LExecutor has a *training phase* and a *prediction phase*. The goal of the training phase is to train a *neural model* that, given the code context in which a value is used during an execution, predicts a suitable value. To this end, we train a model based on pairs of code context and a value used in this context, which we gather by executing a corpus of code.

Once the neural model is trained, LExecutor is ready for the prediction phase. The input to the approach is a possibly incomplete piece of code to execute. To execute this code despite possibly missing information, a *runtime engine* intercepts any use of a value, such as a read of a variable. If the value is not defined, i.e., the program would usually terminate prematurely, the runtime engine queries the neural model and then injects the value proposed by the model into the execution.

Both the training and the prediction phase are based on source-to-source *instrumentation*. The instrumentation takes regular Python code as its input and adds new instructions to it. The added instructions wrap all uses of values into special *value loaders* that

implement the functionality of LExecutor while otherwise preserving the semantics of the original code.

For the example in Figure 1, an execution starts at line 1 by using two values, first `all_data` and then `has_min_size`. LExecutor wraps both into value loaders that allow the runtime engine to observe that these values are missing, and to hence inject values that would likely occur in a regular execution. As shown on the right of Figure 1, the approach injects a non-empty list for `all_data` and a function returning `True` for `has_min_size`. As a result, the code continues to execute, passes line 4 without any need for guidance by LExecutor, and then reaches line 6. Here, several values are missing again, which the runtime engine provides successfully. For the missing method `logger.info`, the approach first injects a dummy object for `logger`, then resolves the missing attribute `info` into a function, and finally injects a return value for calling the function, which is `None` in the example. By guiding the execution in this way, LExecutor successfully executes all code shown in the figure.

3 APPROACH

The following presents in detail the three main components of LExecutor: the code instrumentation, the neural model, and the runtime engine.

3.1 Code Instrumentation

The goal of the code instrumentation is to allow LExecutor to observe runtime values to be used during the training phase and to inject otherwise missing values during the prediction phase. To this end, we perform a series of AST-based code transformations via a top-down, left-to-right visitor of all nodes in the given AST. The visitor transforms three kinds of AST nodes and the corresponding AST subtrees under them:

- *Variable reads.* The instrumentation transforms all nodes that refer to the name of a variable that gets read. In contrast, we do not instrument variable writes. For example, in

```
y = x + 1
```

the reference to `x` gets instrumented, as it might read an undefined value, which LExecutor tries to prevent. In contrast, the assignment to `y` is not instrumented and hence executed as in the original code.

- *Attribute reads.* The instrumentation transforms all nodes that refer to an attribute that gets read. Again, we do not instrument writes of attributes. For example, in

```
y.foo = x.bar
```

both the read of the variable `x` (as described above) and the read of the attribute `bar` get instrumented, because they might access otherwise undefined values.

- *Calls of functions and methods.* The instrumentation transforms all calls of functions and methods (we simply say “functions” to mean both). For example, in

```
y = foo()
```

the call of `foo` gets instrumented as the function may be undefined, in which case LExecutor injects a suitable return value.

Each of the three kinds of instrumented nodes is replaced by a call to a special *loader function*. For variable reads, the instrumented

Original code:

```
x = foo()
y = x.bar + z
```

Instrumented code:

```
x = _c_(536, _n_(535, "foo", lambda: foo))
y = _a_(538, _n_(537, "x", lambda: x), "bar") \
    + _n_(539, "z", lambda: z)
```

Figure 3: Example of code instrumentation.

code calls a loader function `_n_` and passes two pieces of information to it: the name of the variable and a newly created lambda function that tries to read and then return the value of the variable. The lambda function enables LExecutor to try to read the variable in a controlled manner and to react accordingly depending on whether the value is available. For attribute reads, the instrumented code passes two pieces of information to a loader function `_a_`: the value of the base object (which when accessing the attribute has already been evaluated) and the name of the attribute. The loader function will then try to read the attribute of the base object and react accordingly depending on whether the attribute is available. Finally, for function calls, the instrumented code passes the callee (i.e., the called function) to a loader function `_c_`. The loader function will then invoke the callee, while handling cases where the function is undefined. In addition to the parameters mentioned above, each of the loader functions also receives a unique identifier of the instrumented source code location, which LExecutor later uses to access the code context of the location.

Figure 3 illustrates the instrumentation with an example, where the original and the instrumented code are shown at the top and bottom, respectively. The call of `foo()` in the first line consists of two separately instrumented instructions: reading the variable `foo`, which gets wrapped into `_n_`, and calling the function stored in this variable, which gets wrapped into `_c_`. The numbers passed as the first argument to the loader functions are the unique identifiers of code locations. The second line of the original code contains three instructions to instrument: the two variable reads of `x` and `z`, and the attribute access wrapped into `_a_`. Note that the calls to the loader functions are nested into each other. For example, in the first instrumented line, the value returned by `_n_` as the result of reading variable `foo` is passed as the callee to `_c_`.

In addition to the instrumentation described above, the approach adds to each instrumented file imports of the loader functions. With these imports, the instrumented file serves as a drop-in replacement of the original file. Apart from changing the uses of values, the instrumentation does not modify the semantics of the code.

3.2 Neural Model

We next describe the neural model at the core of LExecutor, which predicts likely runtime values to use in a given code context. The rationale for choosing a neural model is the effectiveness of deep learning models at code-related prediction tasks, as evidenced by a stream of recent work on neural software analysis [62].

3.2.1 Gathering Training Data. To gather data for training the model we execute and dynamically analyze real-world code. The training executions are not guided by LExecutor, but regular executions with all inputs and dependencies given. As a scalable way of executing large amounts of real-world code, we use the tests suites of popular Python projects.

By dynamically analyzing the executed code, the approach gathers a trace of value use events:

Definition 3.1. A *value-use event* is a tuple (n, v, k, l) , where

- n is the name of the used reference, i.e., a variable name, an attribute name, or the name of a function;
- v is an abstracted version of the value that gets used;
- k indicates the kind of used value, which is either *variable*, *attribute*, or *return value*; and
- l is a unique identifier of the code location where the value gets used.

To gather a trace of such events, LExecutor instruments all executed code (Section 3.1). The loader functions invoked by the instrumented code load the requested value, as the original code, and in addition, add a value-use event to the trace. At the end of the execution, LExecutor stores the recorded trace into a file.

3.2.2 Representing Values for Learning. Given traces of value-use events, we need to represent these data in a format suitable for deep learning. An important part of this step is to abstract the concrete runtime values observed during an execution into a finite number of classes, which will be the prediction targets of the neural model. The abstraction has two conflicting goals. On the one hand, we aim for a fine-grained, precise prediction of what value to inject into an execution. For example, if the code uses a variable age , predicting the exact integer to load would enable LExecutor to produce the most realistic possible execution. On the other hand, we aim for a highly accurate model, which becomes easier if there are only few, coarse-grained classes of values to choose from. For the above example, such a coarse-grained prediction could simply say that the value should be an integer, without any more information about the specific value.

LExecutor strikes a balance between these two conflicting goals by using a fixed-size set of abstracted values. By default, this set comprises 23 classes as shown in Table 1. The left column gives the classes of values that the neural model distinguishes. For some very common primitive values, namely `None`, `True`, and `False`, the approach preserves the concrete values, enabling LExecutor to predict them exactly. For numeric types, such as `int` and `float`, we abstract the concrete values into three classes per type, which represent negative, zero, and positive values, respectively. To represent strings and common data structure types, such as lists, the approach distinguishes between empty and non-empty values, e.g., an empty list as opposed to a non-empty list. All callable values, such as functions, are represented as a class *callable*. The *resource* class represents values that can be opened and closed, such as file pointers, which are often used with the `with` keyword in Python. Finally, all remaining non-primitive types are abstracted as *object*. We refer to the value abstraction described above as *fine-grained*.

Table 1: Fine-grained abstraction and concretization of values.

Abstract class of values	Concretization (Python)
<i>Common primitive values:</i>	
None	None
True	True
False	False
<i>Built-in numeric types:</i>	
Negative integer	-1
Zero integer	0
Positive integer	1
Negative float	-1.0
Zero float	0.0
Positive float	1.0
<i>Strings:</i>	
Empty string	""
Non-empty string	"a"
<i>Built-in sequence types:</i>	
Empty list	[]
Non-empty list	[Dummy()]
Empty tuple	()
Non-empty tuple	(Dummy())
<i>Built-in set and dict types:</i>	
Empty set	set()
Non-empty set	set(Dummy())
Empty dictionary	{}
Non-empty dictionary	{"a": Dummy() }
<i>Functions and objects:</i>	
Callable	Dummy
Resource	DummyResource()
Object	Dummy()

To better understand the impact of the number of classes that values are abstracted into, LExecutor also supports a more *coarse-grained* value abstraction with only 12 classes, as shown in Table 2. Instead of distinguishing between different values of a type, the coarse-grained value abstraction maps all values of a type into a single class. For example, the abstraction does not distinguish between negative, zero, and positive integers, but simply represents all of them as integers. Unless otherwise mentioned, all results are based on the fine-grained variant of the approach.

3.2.3 Representing Code Context for Learning. The goal of the neural model is to predict one of the abstract value classes for each missing value. To this end, we provide the following contextual information as an input to model:

Definition 3.2. The *input to the model* is a sequence of tokens

$$n \langle sep \rangle k \langle sep \rangle c_{pre} \langle mask \rangle c_{post}$$

where

- n is the name used to refer the to-be-predicted value;
- $\langle sep \rangle$ is a special separator token
- k is the kind of value to predict, i.e., *variable*, *attribute*, or *return value*.

Table 2: Coarse-grained abstraction and two modes for concretizing values.

Abstract class of values	Concretization (Python)	
	Deterministic	Randomized
<i>Common primitive values:</i>		
None	None	
Boolean	True	True, False
<i>Built-in numeric types:</i>		
Integer	1	-1, 0, 1
Float	1.0	-1.0, 0.0, 1.0
<i>Strings:</i>		
String	"a"	"", "a"
<i>Built-in sequence types:</i>		
List	[Dummy()]	[], [Dummy()]
Tuple	(Dummy())	(), (Dummy())
<i>Built-in set and dict types:</i>		
Set	set(Dummy())	set(), set(Dummy())
Dictionary	{"a": Dummy()}	{}, {"a": Dummy()}
<i>Functions and objects:</i>		
Callable	Dummy	
Resource	DummyResource()	
Object	Dummy()	

- c_{pre} are the code tokens just before the reference to the to-be-predicted value;
- $\langle mask \rangle$ is a special masking token; and
- c_{post} are the code tokens just after the reference to the to-be-predicted value.

The prediction task is related to the well-known unmasking task, which is commonly used to train language models [24, 28]. In contrast to unmasking, we do not ask the model to predict a masked token, which would be trivial, as it is given in n as part of the input. Instead, we ask the model to predict what value the masked token most likely evaluates to.

Example. Suppose the code in Figure 1 gets executed with all required contextual information, e.g., as part of a larger project, and that we gather training data from its execution. The approach keeps track of all used values, such as the read of `all_data` at line 1. Following Definition 3.1, the approach records a value-use event (n, v, k, l) with $n = \text{"all_data"}$, $v = \text{"non-empty list"}$, $v = \text{"variable"}$, and l being a unique identifier of the code location. The corresponding input to the model is a tokenized version of the following:

```
all_data  $\langle sep \rangle$  variable if (not has_min_size( $\langle mask \rangle$ 
)): raise RuntimeError( ...
```

The prediction target for this example is “non-empty list”.

3.2.4 Training and Prediction. The data preparation steps described above yield pairs of input sequences and abstracted values. Before training the model, we deduplicate these pairs, which greatly reduces the amount of training data because programs often repeatedly load the same value at the same location, e.g., in a loop. We then train a single model for all three kinds of values to predict,

Algorithm 1 Value loading and injection in the runtime engine.

Input: Kind k of value, model input i
Output: Concrete value v

```

1: if  $k = \text{"name"}$  then
2:    $v \leftarrow$  load value or catch NameError
3:   if no exception while loading the value then:
4:     return  $v$ 
5:   end if
6: else if  $k = \text{"attribute"}$  then
7:    $v \leftarrow$  load value or catch AttributeError
8:   if no exception while loading the value then:
9:     return  $v$ 
10:  end if
11: else if  $k = \text{"return value"}$  then
12:   if callee  $f$  is a regular function then
13:     return  $v \leftarrow f()$ 
14:   end if
15: end if
16:  $v_{abstr} \leftarrow model(i)$ 
17:  $v \leftarrow concretize(v_{abstr})$ 
18: return  $v$ 
```

allowing the model to generalize across values stores in variables and attributes, as well as return values of function calls.

For the neural model, our approach builds upon a pre-trained CodeT5 model [82], which we fine-tune for our prediction task. Building upon a pre-trained model enables our approach to benefit from this model’s abilities in “understanding” both code and natural language, as CodeT5 has been trained on both kinds of data. CodeT5 uses the T5 architecture [66], a transformer-based neural network architecture that maps a sequence of input tokens to a sequence of output tokens. LExecutor tokenizes the input and output using the pre-trained tokenizer that comes with the CodeT5 model. To fit the input sequence into the fixed input size of the model (512 tokens), we truncate and pad the code tokens in c_{pre} and c_{post} (Definition 3.2).

For training, we use the Adam optimizer with weight decay fix [48]. We leave all hyperparameters at the defaults of CodeT5, except for the batch size, which we set to 50 so it fits into our available GPU memory.

3.3 Runtime Engine

Once the model is trained, the prediction phase of LExecutor executes possibly incomplete code via learning-guided execution. The core of this step is the runtime engine, which intercepts all loaded values and injects otherwise missing values on demand. To this end, the runtime engine implements the loader functions added to the original code during the instrumentation (Section 3.1). The basic idea is to load and return the original value whenever possible, and to fall back on querying the model otherwise.

Algorithm 1 presents how the engine loads and, if needed, injects values. For uses of variables and attributes (lines 1 to 10), the runtime engine tries to read the value while catching any exception that might be thrown when the variable or attribute is undefined. If reading the value succeeds, then this value is simply returned

and the regular execution of the code continues. Otherwise, the engine will predict and inject a value, as described below. For calls of functions (lines 11 to 15), the algorithm distinguishes two cases. If the callee is a regular function, i.e., a function that was successfully resolved without any help by LExecutor, then the runtime engine simply calls this function and returns its return value. If, instead, the function is a dummy value that was injected by LExecutor because the code tried to read a function value that does not exist, then the engine predicts and injects a suitable return value.

Whenever Algorithm 1 reaches line 16, it has failed to load a regular value. In a regular execution, the code would terminate prematurely in this case. Instead, the algorithm queries the neural model for a suitable value to inject, and the model returns one of the abstract classes in Tables 1 and 2. To enable the code to continue its execution, the runtime engine concretizes the abstract class into a runtime value. In our default configuration, i.e., using the fine-grained value abstraction, the concrete values are those shown in the right column of Table 1. The concrete values are simple default values, such as `-1` for negative integers or `"a"` for non-empty strings. Whenever the engine injects an object, it creates a new instance of an empty dummy class `Dummy`. For injecting callables, i.e., in situations where the code tries to access a non-existing function, the engine returns the constructor of the `Dummy` class. The reason is that constructors are the most common type of callable in our dataset.

When using the coarse-grained value abstraction, LExecutor supports two modes for deciding what concrete values to inject. In *deterministic* mode, the approach always injects the value shown in the middle column of Table 2. In contrast, in *randomized* mode, the approach randomly picks from the values shown in the right column of the same table. For example, when the model predicts a string, then the deterministic mode always provides the value `"a"`, whereas randomized mode returns either `""` or `"a"`. To avoid executions that normally would be impossible, the randomized mode ensures that repeatedly using the same variable returns a consistent value. Future work could further improve the value concretization, e.g., by trying to predict meaningful string values or by predicting the types of values a non-empty list should contain.

Importantly, the runtime engine does not prevent all runtime errors that might occur during an execution. Instead, LExecutor prevents only those exceptions that would be caused by trying to use a non-existing value. That is, code executed with LExecutor may still fail, e.g., due to some logical bug in the code.

Example. Suppose that we are trying to execute the code in Figure 1 during LExecutor’s prediction mode. When reaching the use of `all_data` at line 1, Algorithm 1 attempts to load the value of the variable, which leads to a `NameError` because the variable is undefined. The runtime engine catches this error and instead queries the neural model for a suitable value to inject. The model predicts “non-empty list”, which Algorithm 1 concretizes, as shown in Table 1, into a list that contains a dummy object. This injected value along with others injected later during the execution enable the code to execute despite some missing values.

Table 3: Projects used for gathering training data.

Project	Description	Unique value-use events
Ansible	Automation of software infrastructure	43,090
Django	Web framework	121,567
Keras	Deep learning library	30,709
Request	Client-side HTTP library	5,273
Rich	Text formatting in the terminal	25,370
Total		226,009

4 IMPLEMENTATION

LExecutor is implemented as a fully automated tool that executes arbitrary Python code snippets. To implement the code instrumentation we build upon the LibCST library,¹ which offers a parser and utilities for transforming the AST. The neural model is based on the CodeT5 model [82] pre-trained and made publicly available by Salesforce.² Due to hardware constraints, we use the “small” model and fine-tune it for ten epochs. To speed up the prediction of values, our implementation loads the trained model once and accesses it via REST queries to an HTTP server. All experiments are conducted on a server with an NVIDIA Tesla P100 GPU with 16GB of memory, 48 Intel Xeon CPU cores with 2.2GHz, 251GB of main memory, running Ubuntu 18.04. Deploying LExecutor does not require a powerful server, except for running the neural model.

5 EVALUATION

We address the following research questions:

- RQ1: How accurate is the neural model at predicting realistic runtime values? To answer this question, we compare the values predicted by the model against values observed during regular executions of real-world Python projects.
- RQ2: How much code does an execution guided by LExecutor cover, and how does the coverage compare to alternative ways of executing the code? To answer this question, we apply LExecutor to thousands of code snippets and compare the number of successfully executed lines of code against baselines, such as simply trying to execute the code as-is.
- RQ3: How efficient is it to “lexecute” code? To answer this question, we measure how long it takes to execute an average line of code, including the time to fill in missing values.

5.1 Experimental Setup

5.1.1 Datasets.

Value-use events. To gather a corpus of value-use events for training the neural model, we execute the test suites of real-world Python projects. We select projects that are popular (based on the number of GitHub stars), cover different application domains, and provide a test suite that is easy to execute yet covers a significant amount of the project’s code. Table 3 shows the selected projects and the

¹<https://github.com/Instagram/LibCST>

²<https://github.com/salesforce/CodeT5>

Table 4: Projects used for gathering functions.

Project	Description	Functions	LoC
Black	Code formatting	200	2,961
Flask	Web applications	200	1,354
Pandas	Data analysis	200	2,015
Scrapy	Web scraping	200	1,198
TensorFlow	Deep learning	200	2,125
Total		1,000	9,653

number of unique value-use events gathered from them. In total, the dataset consists of 226k entries, which we shuffle and then split into 95% for training and 5% to answer RQ1.

Open-source functions. One usage scenario of LExecutor is to execute code that is part of a large project, without having to set up the project and its dependencies, and without having to provide inputs that reach the targeted code. To evaluate LExecutor’s effectiveness in this scenario, we gather a dataset of functions extracted from open-source Python projects on GitHub. We search for projects implemented in Python and sort them by the number of their stars. Then, from the top of the list we choose projects that cover different application domains and that are not used for constructing the dataset of value-use events. Then, for each of the projects, listed in Table 4, we randomly select 200 functions and extract the entire function body into a separate file. The task of LExecutor is to execute the extracted code without access to any contextual information, such as other code in the same project, imports, or third-party libraries. In total, the dataset is composed of 1,000 randomly selected functions, that amount to 9,653 non-empty, non-comment lines of code.

Stack Overflow snippets. Another usage scenario of our approach is to execute code snippets that are inherently incomplete, such as code posted in web forums. To evaluate LExecutor in this scenario, we gather a dataset of code snippets from Stack Overflow. Specifically, we search for questions tagged with Python and sort them by the number of votes. Then, from each of the top 1,000 questions, we randomly select an answers and extract the code given in this answer. After discarding code snippets with invalid syntax, the final dataset consists of 462 code snippets. The total number of non-empty, non-comment lines of code is 3,580 lines.

5.1.2 Baselines. We compare LExecutor to several baseline approaches that could be used to execute arbitrary code snippets:

- *As-is.* This baseline executes a code snippet with the standard Python interpreter, i.e., without making any value predictions, and instead letting the code crash whenever it tries to access a missing value.
- *Naive value predictor.* This and the following two baselines are simplified variants of our approach, which use the runtime engine to intercept exceptions caused by undefined references and then inject values instead. The naive value predictor always predicts *object*, and hence always injects a freshly created dummy object.
- *Random value predictor.* This baseline randomly samples (with uniform distribution) a value from the 23 classes of abstracted

Table 5: Accuracy of the neural model.

	Value abstraction	
	Fine-grained	Coarse-grained
Top-1	80.1%	88.1%
Top-3	88.4%	92.1%
Top-5	91.7%	94.2%

values available in Table 1. Conceptually, this baseline is similar to micro-execution [32], which injects random bytes into memory, but implemented for Python instead of x86 binaries.

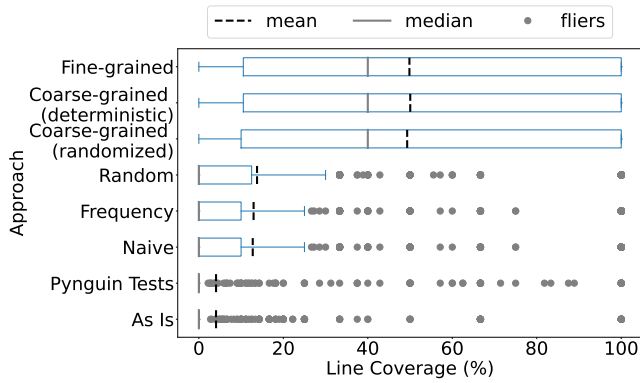
- *Frequency-based value predictor.* This baseline associates names of variables, attributes, and functions in the training dataset of the neural model with the distribution of abstract values in this dataset. When asked for a value for a particular name, it samples from the observed distribution. For names that do not occur in the training dataset, the predictor falls back to the naive value predictor.
- *Test generation.* This baseline uses Pynguin, a state-of-the-art, function-level test generator for Python [49]. For a fair comparison with LExecutor, we run Pynguin on a single function at a time, which contains the code to execute only, without providing any further context, such as depended upon functions or global variables. Usually, test generators are applied to code with all dependencies fully resolved, where they naturally are more effective than when being applied to a single function in isolation. The results of this baseline hence do not represent Pynguin’s effectiveness in general, but in a usage scenario that matches that of LExecutor. As many code snippets in the Stack Overflow dataset are not functions, we apply this baseline only to the open-source functions.

5.2 RQ1: Accuracy of the Neural Model

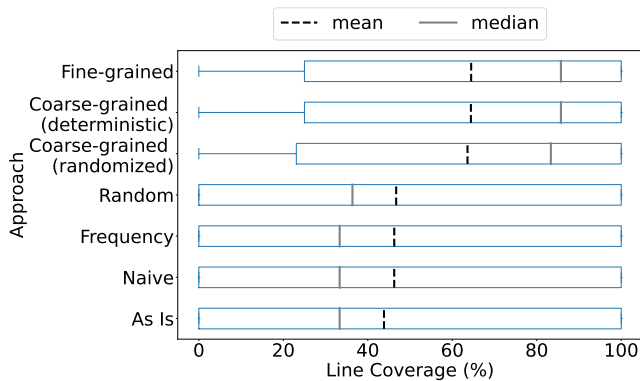
To measure the effectiveness of the model at predicting realistic runtime values, we compare the model’s predictions against values observed during regular executions. Specifically, we compare the predictions against a held-out subset of 5% of the value-use events used for training the model. These values serve as a ground truth because they are obtained by executing developer-written test suites, i.e., realistic executions performed without any guidance by LExecutor.

As described in Section 3.2.2, we consider two ways of representing concrete values: fine-grained abstraction and coarse-grained abstraction. For each of them, we train and evaluate a separate model. To measure accuracy, we query the model for the most likely value in a given context and report how often this prediction exactly matches the ground truth (top-1). In addition, we also report how often the ground truth value occurs in the top-3 and top-5 predictions by the model.

The results in Table 5 show that the neural model predicts realistic values in the vast majority of cases. The accuracy of the coarse-grained model ranges between 88.1% and 94.2%, depending on how many of the top-k predictions are considered. Because the fine-grained model has a harder prediction task (i.e., more classes to choose from), its accuracy is slightly lower and ranges from 80.1%



(a) Open-source functions.



(b) Stack Overflow snippets.

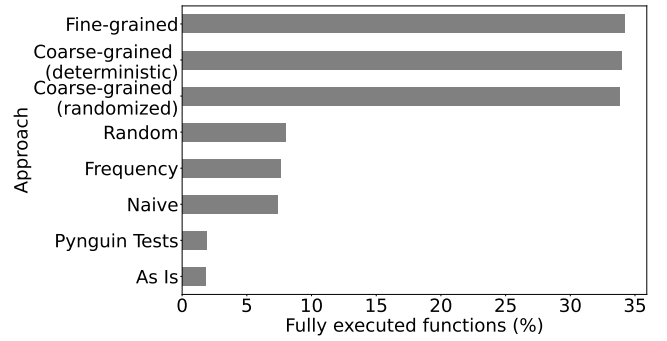
Figure 4: Line coverage on two datasets.

to 91.7%. As we will see in RQ2, despite its lower accuracy, the fine-grained value abstraction is overall slightly more effective at guiding executions.

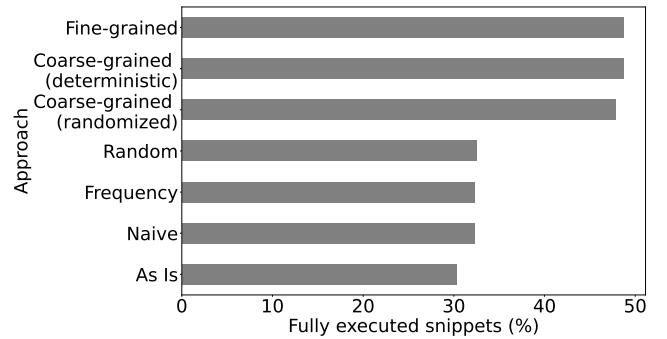
To better understand the abilities and limitations of the neural model, we qualitatively study some of its mispredictions. The most common cause for mispredictions is to predict a string when the ground truth value is `None`, and vice versa. These are inherently difficult cases, because practically any value could be `None` in Python. The second most common cause for mispredictions is that the model confuses lists and tuples, i.e., two kinds of values that often can be used interchangeably. Inspecting specific examples of wrongly predicted values shows that the model is wrong mostly in situations where a human also cannot easily decide what the most realistic value is. Specifically, we repeatedly observe two reasons. First, the value is simply not known before loading it, e.g., in `if v is None:`, i.e., a situation where the program branches depending on the value. Second, the source code and its runtime behavior are inconsistent, e.g., when a docstring says that a function returns a dict, but actually the return value is a list.

5.3 RQ2: Effectiveness at Covering Code

5.3.1 Quantitative Results. To measure the effectiveness of LExecutor at covering and successfully executing code, we apply the



(a) Open-source functions



(b) StackOverflow snippets

Figure 5: Frequency of full code execution achieved by LExecutor and baselines on two datasets.

approach to our datasets of open-source functions and Stack Overflow code snippets. The main metric of success is the percentage of all non-empty, non-comment lines of code that are successfully executed. We call a line “covered” if the entire line executes without crashing. We run all three variants of LExecutor, as described in Sections 3.2.2 and 3.3: (i) fine-grained value abstraction, (ii) coarse-grained value abstraction with deterministic predictions, and (iii) coarse-grained value abstraction with randomized predictions. We use the Wilcoxon signed-rank test ($p = 0.05$) to compare the significance of coverage differences between techniques.

Figure 4a shows the coverage achieved by LExecutor and the baselines on the open-source functions. On average, as-is execution and generated tests cover only 4.1% of the lines (mean across all functions). The naive, frequency-based and random value predictors increase coverage to 12.8%, 13% and 13.8%, respectively. Finally, LExecutor covers 50.1% of the lines, which is significantly higher than the other techniques. Figure 4b shows the coverage results on the Stack Overflow code snippets. The coverage achieved by both the baselines and LExecutor is higher, as many of these code snippets are meaningful without additional code context. For example, as-is execution and the random predictor cover 43.8% and 46.7% of all lines, respectively. Nevertheless, LExecutor can significantly improve and achieves 64.5% coverage.

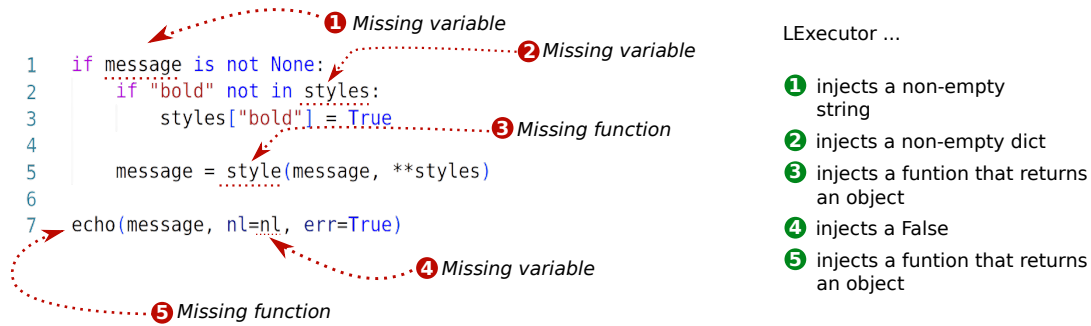


Figure 6: Open-source function code to execute (left) and how LExecutor guides the execution (right).

Figure 6 shows the code of a function from the Black project, which is difficult to execute due to five missing pieces of information. Running the code as-is crashes on the first line because the message variable is missing. When running the code with the random value predictor, it will predict message to be an empty dictionary, styles to be a non-empty dictionary, and style to be an empty tuple. These predictions cause a `TypeError: 'tuple' object is not callable` exception at line 5. In contrast, LExecutor can fully execute the code by filling in the missing values with the realistic predictions shown on the right side of Figure 6.

As another metric of success, we measure how many of all code snippets we achieve 100% line coverage. Figure 5 shows for how many of all considered code snippets the different approaches achieve this goal. Similar to the other coverage results, the fine-grained variant of LExecutor’s is more effective overall and clearly outperforms the baselines. For example, for the open-source functions, LExecutor fully executes the code of 34% of all functions, whereas the best baseline (random value predictor) achieves this goal for only 8% of the functions. These results reinforce that LExecutor significantly improves over alternative approaches.

5.3.2 Examples. Figure 7 shows a code snippet from StackOverflow. Similar to the previous example, running the code as-is crashes on the first line because `plt` is undefined. LExecutor instead predicts the values shown on the right side of Figure 7. With these predictions, the execution proceeds until line 5, where LExecutor predicts a non-empty tuple for the missing variable `x`. Continuing with the execution, a `TupleError: tuple indices must be integers or slices, not tuple` exception is raised. The exception occurs because the comma syntax for slicing is not supported by any of the built-in sequence types in Python. Given that the `x` parameter of the `matplotlib.pyplot.hist` function is expected to be an array or a sequence, LExecutor’s prediction for the variable `x` is realistic, and the exception might indeed occur in practice.

5.4 RQ3: Efficiency at Guiding Executions

We evaluate the efficiency of learning-guided execution by measuring the average time to execute a line of code. Table 6 summarizes the results for LExecutor and the baselines. As expected, as-is execution is the most efficient, as it runs code in the bare Python interpreter. The three baselines that inject values without querying the neural model, i.e., naive, frequency-based, and random value prediction, moderately slow down the execution, for example by

Table 6: Average execution time (ms) per LoC.

Approach	Dataset	
	Functions	Stack Overflow
Fine-Grained	178.69	47.29
Coarse-Grained (deterministic)	185.08	46.23
Coarse-Grained (randomized)	167.48	46.31
Random	3.94	5.93
Frequency	3.61	5.73
Naive	3.62	5.42
As Is	1.50	5.19

factor of roughly 2x for the functions dataset. Because LExecutor queries the neural model for each missing value, it takes the longest to execute the code, and causes a slowdown of one to two orders of magnitude. Taking the results from RQ2 and RQ3 together, an increased execution time is too costly to pay for being able to execute many lines of code at all. We consider LExecutor’s efficiency to be acceptable for many dynamic analysis applications, as dynamic analyses often impose similar overheads [26, 44, 73].

5.5 Threats to Validity

As a ground truth for judging whether a value is realistic (RQ1), we use values observed during regular executions. However, sometimes more than one kind of value may realistically appear at a given code location, e.g., `None` vs. some other value. As a result, our accuracy metric underestimates the ability of the model to predict realistic values. We implement LExecutor for Python and hence cannot conclude how well our ideas would work in another language. We believe that the approach could easily be adapted to other languages though. In particular, a statically typed language, such as Java or C++, even provides additional information about the values to inject, which would be used to constrain the model’s search space. As usual, all conclusions are limited to the datasets we use. To mitigate this threat, we select datasets that cover different usage scenarios and different applications domains.

6 RELATED WORK

Neural software analysis. Analyzing software using neural networks has gained a lot of traction over the past few years [62]. One

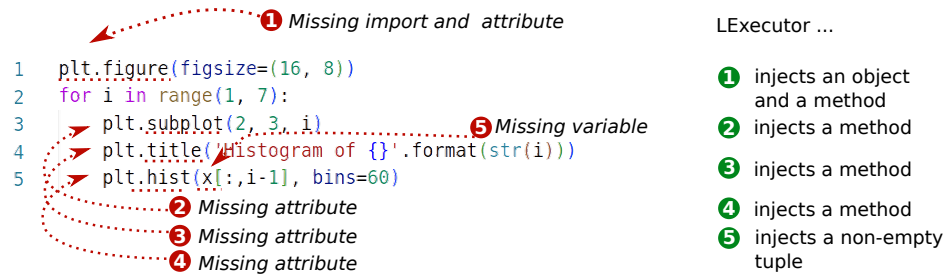


Figure 7: StackOverflow snippet to execute (left) and how LExecutor guides the execution (right).

key question is how to represent the code in a way that enables effective neural reasoning, with answers including techniques for representing individual tokens [18, 41, 79], token sequence-based models [19, 36, 37], AST-based models [7, 55, 91], and models that operate on graph representations of code [4, 25, 83]. Neural models of code are shown to be effective for various tasks, e.g., bug detection [38, 46, 65, 78], code completion [6, 10, 43], code summarization [1, 2, 5, 6, 47, 90], program repair [19, 25, 36, 45, 50, 77, 86, 87], type prediction [3, 37, 51, 63, 83], and code search [34, 70, 76]. More recently, researchers have started to explore the predictive power of large-scale, pre-trained models [17, 28, 35, 82, 84], which reduce the per-task training effort by allowing to apply a single model to different tasks, either via fine-tuning [16, 59] or few-shot learning [11, 40, 61]. LExecutor fundamentally differs from all the above by making predictions about runtime values, and by using these predictions to manipulate an ongoing execution.

Neural models of executions. While the vast majority of neural software analyses focus on static code, there already is some work toward neural models of executions. One line of work learns to execute [13, 89], i.e., to train a model that predicts the behavior of a program. These models are inspiring but still limited to small, synthetically created code snippets that do not suffer from any missing values. Other work passes runtime traces, in addition to code, into models [59, 81], predicts whether a code snippet will raise an exception [12], and uses runtime information as feedback during training [87]. Nye et al. [56] force a model to produce a trace of intermediate computation steps, which forces the model to better understand the semantics of code. Finally, Nalin spots inconsistencies between values and the names that refer to them [58]. Their work exploits the fact that many runtime values are predictable to identify outliers, whereas we exploit this property to fill in otherwise missing values. Compared to all the above work, LExecutor contributes the idea of letting a model predict runtime values to be used in situations where the program otherwise would crash.

Test generation. LExecutor and test generators share the goal of making incomplete code run. Popular approaches toward test generation include QuickCheck [20], JCrasher [22], symbolic execution [15, 33, 74], and Randoop [57]. EvoSuite [30] and AFL [14, 88] exploit coverage feedback to select the most promising inputs. Finally, there are test generators for specific kinds of code, e.g., higher-order functions [72], code with asynchronous callbacks [9], or parsers [52, 53]. A key difference between our work and test generation is that LExecutor injects values at arbitrary points in

the execution in an on-demand manner, instead of injecting values at a well-defined interface, such as a function entry point.

Underconstrained execution. In regular program executions, every value the program operates on is known, or otherwise the program gets stuck and is aborted. In contrast, prior work proposes several ways of executing a program without having to fully define all values the program operates on. One example of such underconstrained execution is micro-execution [32], which allows for executing arbitrary x86 code by injecting values into memory on demand. Another example is underconstrained symbolic execution [67], which applies symbolic execution to individual functions in isolation, instead of entire programs. A related idea is forced execution [42], which artificially forces the program to take not yet explored branches. Our work fundamentally differs from the above by predicting realistic instead of arbitrary values.

Analyzing incomplete programs. There are other approaches for analyzing and completing incomplete programs. One line of work enables static analysis of code with missing or incomplete type information [23, 54]. In contrast, our work is about enabling dynamic, not static, analysis. Another line of work heuristically resolves missing dependencies, e.g., by predicting the fully qualified names of APIs in code snippets on Stack Overflow [60] or by recovering missing dependencies of Jupyter notebooks [80]. LExecutor addresses the complementary problem of predicting missing values.

Other related work. A study [39] finds most Python code on Stack Overflow to be non-executable, with `NameError` being the second most common root cause, i.e., a problem LExecutor prevents. As our work enables executing otherwise non-executable code, it will broaden the applicability of dynamic analyses for Python [26].

7 CONCLUSIONS

Motivated by the recurring need to execute incomplete code, such as code snippets posted on the web or code deep inside a complex project, this paper introduces LExecutor. Our approach intercepts exceptions that would result from using missing values, and instead, queries a machine learning model to predict values to use instead. The result is a novel technique for executing code in an underconstrained way, i.e., without a guarantee that the execution reflects real-world behavior, but with a much higher chance of executing code without premature crashes. Because the neural model underlying LExecutor predicts realistic values with a high accuracy (80.1% to 94.2%), the approach effectively guides the execution toward

covering 50.1% of the code in open-source functions and 64.5% of code posted on Stack Overflow, both of which clearly improve upon existing baselines. We envision our approach to provide a foundation for various dynamic analysis applications, because it facilitates the execution of otherwise impossible or difficult to run code.

8 DATA AVAILABILITY

Our implementation is available as open-source at:

<https://github.com/michaelpradel/LExecutor>

REFERENCES

- [1] Wasi Uddin Ahmad, Saikat Chakraborty, Baishakhi Ray, and Kai-Wei Chang. 2020. A Transformer-based Approach for Source Code Summarization. In *Proceedings of the 58th Annual Meeting of the Association for Computational Linguistics, ACL 2020, Online, July 5-10, 2020*, Dan Jurafsky, Joyce Chai, Natalie Schluter, and Joel R. Tetreault (Eds.). Association for Computational Linguistics, 4998–5007. <https://doi.org/10.18653/v1/2020.acl-main.449>
- [2] Miltiadis Allamanis, Earl T. Barr, Christian Bird, and Charles A. Sutton. 2015. Suggesting accurate method and class names. In *Proceedings of the 2015 10th Joint Meeting on Foundations of Software Engineering, ESEC/FSE 2015, Bergamo, Italy, August 30 - September 4, 2015*, 38–49.
- [3] Miltiadis Allamanis, Earl T. Barr, Soline Ducouso, and Zheng Gao. 2020. Typilus: Neural Type Hints. In *PLDI*.
- [4] Miltiadis Allamanis, Marc Brockschmidt, and Mahmoud Khademi. 2018. Learning to Represent Programs with Graphs. In *6th International Conference on Learning Representations, ICLR 2018, Vancouver, BC, Canada, April 30 - May 3, 2018, Conference Track Proceedings*. <https://openreview.net/forum?id=BJOFETxR->
- [5] Miltiadis Allamanis, Hao Peng, and Charles A. Sutton. 2016. A Convolutional Attention Network for Extreme Summarization of Source Code. In *ICML*. 2091–2100.
- [6] Uri Alon, Shaked Brody, Omer Levy, and Eran Yahav. 2019. code2seq: Generating Sequences from Structured Representations of Code. In *7th International Conference on Learning Representations, ICLR 2019, New Orleans, LA, USA, May 6-9, 2019*. <https://openreview.net/forum?id=H1gKY09tX>
- [7] Uri Alon, Meital Zilberstein, Omer Levy, and Eran Yahav. 2019. code2vec: learning distributed representations of code. *Proc. ACM Program. Lang.* 3, POPL (2019), 40:1–40:29. <https://doi.org/10.1145/3290353>
- [8] Jong-hoon (David) An, Avik Chaudhuri, Jeffrey S. Foster, and Michael Hicks. 2011. Dynamic inference of static types for Ruby. In *POPL*. 459–472.
- [9] Ellen Arteca, Sebastian Harner, Michael Pradel, and Frank Tip. 2022. Nessie: Automatically Testing JavaScript APIs with Asynchronous Callbacks. In *ICSE*.
- [10] Gareth Ari Aye and Gail E. Kaiser. 2020. Sequence Model Design for Code Completion in the Modern IDE. *CoRR* abs/2004.05249 (2020). [arXiv:2004.05249](https://arxiv.org/abs/2004.05249) <https://arxiv.org/abs/2004.05249>
- [11] Patrick Bareif, Beatriz Souza, Marcelo d’Amorim, and Michael Pradel. 2022. Code Generation Tools (Almost) for Free? A Study of Few-Shot, Pre-Trained Language Models on Code. *CoRR* abs/2206.01335 (2022). <https://doi.org/10.48550/arXiv.2206.01335> [arXiv:2206.01335](https://arxiv.org/abs/2206.01335)
- [12] David Bieber, Rishab Goel, Daniel Zheng, Hugo Larochelle, and Daniel Tarlow. 2022. Static Prediction of Runtime Errors by Learning to Execute Programs with External Resource Descriptions. *CoRR* abs/2203.03771 (2022). <https://doi.org/10.48550/arXiv.2203.03771> [arXiv:2203.03771](https://arxiv.org/abs/2203.03771)
- [13] David Bieber, Charles Sutton, Hugo Larochelle, and Daniel Tarlow. 2020. Learning to Execute Programs with Instruction Pointer Attention Graph Neural Networks. In *Advances in Neural Information Processing Systems 33: Annual Conference on Neural Information Processing Systems 2020, NeurIPS 2020, December 6-12, 2020, virtual*, Hugo Larochelle, Marc’Aurelio Ranzato, Raia Hadsell, Maria-Florina Balcan, and Hsuan-Tien Lin (Eds.). <https://proceedings.neurips.cc/paper/2020/hash/62326dc7c4f7b849d6f013ba46489d6c-Abstract.html>
- [14] Marcel Böhme, Van-Thuan Pham, and Abhik Roychoudhury. 2019. Coverage-Based Greybox Fuzzing as Markov Chain. *IEEE Trans. Software Eng.* 45, 5 (2019), 489–506. <https://doi.org/10.1109/TSE.2017.2785841>
- [15] Cristian Cadar, Daniel Dunbar, and Dawson R. Engler. 2008. KLEE: Unassisted and Automatic Generation of High-Coverage Tests for Complex Systems Programs. In *Symposium on Operating Systems Design and Implementation (OSDI)*. USENIX, 209–224.
- [16] Saikat Chakraborty and Baishakhi Ray. 2021. On Multi-Modal Learning of Editing Source Code. In *36th IEEE/ACM International Conference on Automated Software Engineering, ASE 2021, Melbourne, Australia, November 15-19, 2021*. IEEE, 443–455. <https://doi.org/10.1109/ASE51524.2021.9678559>
- [17] Mark Chen, Jerry Tworek, Heewoo Jun, Qiming Yuan, Henrique Ponde de Oliveira Pinto, Jared Kaplan, Harrison Edwards, Yuri Burda, Nicholas Joseph, Greg Brockman, Alex Ray, Raul Puri, Gretchen Krueger, Michael Petrov, Heidy Khlaaf, Girish Sastry, Pamela Mishkin, Brooke Chan, Scott Gray, Nick Ryder, Mikhail Pavlov, Alethea Power, Lukasz Kaiser, Mohammad Bavarian, Clemens Winter, Philippe Tillet, Felipe Petroski Such, Dave Cummings, Matthias Plappert, Fotios Chantzis, Elizabeth Barnes, Ariel Herbert-Voss, William Hebgren Guss, Alex Nichol, Alex Paino, Nikolas Tezak, Jie Tang, Igor Babuschkin, Suchir Balaji, Shantanu Jain, William Saunders, Christopher Hesse, Andrew N. Carr, Jan Leike, Joshua Achiam, Vedant Misra, Evan Morikawa, Alec Radford, Matthew Knight, Miles Brundage, Mira Murati, Katie Mayer, Peter Welinder, Bob McGrew, Dario Amodei, Sam McCandlish, Ilya Sutskever, and Wojciech Zaremba. 2021. Evaluating Large Language Models Trained on Code. *CoRR* abs/2107.03374 (2021). [arXiv:2107.03374](https://arxiv.org/abs/2107.03374) <https://arxiv.org/abs/2107.03374>
- [18] Qibin Chen, Jeremy Lacomis, Edward J. Schwartz, Graham Neubig, Bogdan Vasilescu, and Claire Le Goues. 2022. VarCLR: Variable Semantic Representation Pre-training via Contrastive Learning. In *ICSE*.
- [19] Zimin Chen, Steve Kommrusch, Michele Tufano, Louis-Noël Pouchet, Denys Poshyvanyk, and Martin Monperrus. 2019. SequenceR: Sequence-to-Sequence Learning for End-to-End Program Repair. *IEEE TSE* (2019).
- [20] Koen Claessen and John Hughes. 2000. QuickCheck: a lightweight tool for random testing of Haskell programs. In *Proceedings of the fifth ACM SIGPLAN international conference on Functional programming*, 268–279.
- [21] James A. Clause, Wanchun Li, and Alessandro Orso. 2007. Dytan: a generic dynamic taint analysis framework. In *International Symposium on Software Testing and Analysis (ISSTA)*. ACM, 196–206.
- [22] Christoph Csallner and Yannis Smaragdakis. 2004. JCrasher: an automatic robustness tester for Java. *Software Prac. Experience* 34, 11 (2004), 1025–1050.
- [23] Barthélemy Dagenais and Laurie J. Hendren. 2008. Enabling static analysis for partial java programs. In *Proceedings of the 23rd Annual ACM SIGPLAN Conference on Object-Oriented Programming, Systems, Languages, and Applications, OOPSLA 2008, October 19-23, 2008, Nashville, TN, USA*, 313–328. <https://doi.org/10.1145/1449764.1449790>
- [24] Jacob Devlin, Ming-Wei Chang, Kenton Lee, and Kristina Toutanova. 2018. BERT: Pre-training of Deep Bidirectional Transformers for Language Understanding. *CoRR* abs/1810.04805 (2018). [arXiv:1810.04805](https://arxiv.org/abs/1810.04805) <http://arxiv.org/abs/1810.04805>
- [25] Elizabeth Dinella, Hanjun Dai, Ziyang Li, Mayur Naik, Le Song, and Ke Wang. 2020. Hoppity: Learning Graph Transformations to Detect and Fix Bugs in Programs. In *8th International Conference on Learning Representations, ICLR 2020, Addis Ababa, Ethiopia, April 26-30, 2020*. OpenReview.net. <https://openreview.net/forum?id=SJeqs6EFvB>
- [26] Aryaz Eghbali and Michael Pradel. 2022. DynaPyT: A Dynamic Analysis Framework for Python. In *ESEC/FSE ’22: 30th ACM Joint European Software Engineering Conference and Symposium on the Foundations of Software Engineering*. ACM.
- [27] Michael D. Ernst. 2003. Static and dynamic analysis: Synergy and duality. In *Workshop on Dynamic Analysis (WODA)*.
- [28] Zhangyin Feng, Daya Guo, Duyu Tang, Nan Duan, Xiaocheng Feng, Ming Gong, Linjun Shou, Bing Qin, Ting Liu, Daxin Jiang, and Ming Zhou. 2020. CodeBERT: A Pre-Trained Model for Programming and Natural Languages. In *Findings of the Association for Computational Linguistics: EMNLP 2020, Online Event, 16-20 November 2020 (Findings of ACL, Vol. EMNLP 2020)*, Trevor Cohn, Yulan He, and Yang Liu (Eds.). Association for Computational Linguistics, 1536–1547. <https://doi.org/10.18653/v1/2020.findings-emnlp.139>
- [29] Kasra Ferdowsifard, Shraddha Barke, Hila Peleg, Sorin Lerner, and Nadia Polikarpova. 2021. LooPy: interactive program synthesis with control structures. *Proc. ACM Program. Lang.* 5, OOPSLA (2021), 1–29. <https://doi.org/10.1145/3485530>
- [30] Gordon Fraser and Andrea Arcuri. 2011. EvoSuite: automatic test suite generation for object-oriented software. In *SIGSOFT/FSE’11 19th ACM SIGSOFT Symposium on the Foundations of Software Engineering (FSE-19) and ESEC’11: 13th European Software Engineering Conference (ESEC-13), Szeged, Hungary, September 5-9, 2011*, 416–419.
- [31] Mark Gabel and Zhendong Su. 2008. Javert: Fully Automatic Mining of General Temporal Properties from Dynamic Traces. In *Symposium on Foundations of Software Engineering (FSE)*. ACM, 339–349.
- [32] Patrice Godefroid. 2014. Micro execution. In *36th International Conference on Software Engineering, ICSE ’14, Hyderabad, India - May 31 - June 07, 2014*, 539–549.
- [33] Patrice Godefroid, Nils Klarlund, and Koushik Sen. 2005. DART: directed automated random testing. In *Conference on Programming Language Design and Implementation (PLDI)*. ACM, 213–223.
- [34] Xiaodong Gu, Hongyu Zhang, and Sunghun Kim. 2018. Deep code search. In *Proceedings of the 40th International Conference on Software Engineering, ICSE 2018, Gothenburg, Sweden, May 27 - June 03, 2018*, Michel Chaudron, Ivica Crnkovic, Marsha Chechik, and Mark Harman (Eds.). ACM, 933–944. <https://doi.org/10.1145/3180155.3180167>
- [35] Daya Guo, Shuo Ren, Shuai Lu, Zhangyin Feng, Duyu Tang, Shujie Liu, Long Zhou, Nan Duan, Alexey Svyatkovskiy, Shengyu Fu, Michele Tufano, Shao Kun Deng, Colin B. Clement, Dawn Drain, Neel Sundaresan, Jian Yin, Daxin Jiang, and Ming Zhou. 2021. GraphCodeBERT: Pre-training code Representations with Data Flow. In *9th International Conference on Learning Representations, ICLR 2021, Virtual Event, Austria, May 3-7, 2021*. OpenReview.net. <https://openreview.net/forum?id=jLoC4ez43PZ>

- [36] Rahul Gupta, Soham Pal, Aditya Kanade, and Shirish K. Shevade. 2017. DeepFix: Fixing Common C Language Errors by Deep Learning. In *Proceedings of the Thirty-First AAAI Conference on Artificial Intelligence, February 4-9, 2017, San Francisco, California, USA*, Satinder P. Singh and Shaul Markovitch (Eds.). AAAI Press, 1345–1351. <http://aaai.org/ocs/index.php/AAAI/AAAI17/paper/view/14603>
- [37] Vincent J. Hellendoorn, Christian Bird, Earl T. Barr, and Miltiadis Allamanis. 2018. Deep learning type inference. In *Proceedings of the 2018 ACM Joint Meeting on European Software Engineering Conference and Symposium on the Foundations of Software Engineering, ESEC/SIGSOFT FSE 2018, Lake Buena Vista, FL, USA, November 04-09, 2018*, Gary T. Leavens, Alessandro Garcia, and Corina S. Pasareanu (Eds.). ACM, 152–162. <https://doi.org/10.1145/3236024.3236051>
- [38] Vincent J. Hellendoorn, Charles Sutton, Rishabh Singh, Petros Maniatis, and David Bieber. 2020. Global Relational Models of Source Code. In *8th International Conference on Learning Representations, ICLR 2020, Addis Ababa, Ethiopia, April 26-30, 2020*. OpenReview.net. <https://openreview.net/forum?id=B1lnbRntwr>
- [39] Md. Monir Hossain, Nima Mahmoudi, Changyuan Lin, Hamzeh Khazaei, and Abram Hindle. 2019. Executability of Python Snippets in Stack Overflow. *CoRR abs/1907.04908* (2019). arXiv:1907.04908 <http://arxiv.org/abs/1907.04908>
- [40] Naman Jain, Skanda Vaidyanath, Arun Iyer, Nagarajan Natarajan, Suresh Parthasarathy, Sriram Rajamani, and Rahul Sharma. 2022. Jigsaw: Large Language Models meet Program Synthesis. In *ICSE*.
- [41] Rafael-Michael Karampatsis and Charles Sutton. 2020. SCELMO: Source Code Embeddings from Language Models. (2020). <https://openreview.net/pdf?id=ryxnJlSKvr>
- [42] Kyungtae Kim, I Luk Kim, Chung Hwan Kim, Yonghwi Kwon, Yunhui Zheng, Xiangyu Zhang, and Dongyan Xu. 2017. J-Force: Forced Execution on JavaScript. In *Proceedings of the 26th International Conference on World Wide Web, WWW 2017, Perth, Australia, April 3-7, 2017*, Rick Barrett, Rick Cummings, Eugene Agichtein, and Evgeniy Gabrilovich (Eds.). ACM, 897–906. <https://doi.org/10.1145/3038912.3052674>
- [43] Seohyun Kim, Jinman Zhao, Yuchi Tian, and Satish Chandra. 2021. Code Prediction by Feeding Trees to Transformers. In *43rd IEEE/ACM International Conference on Software Engineering, ICSE 2021, Madrid, Spain, 22-30 May 2021*. IEEE, 150–162. <https://doi.org/10.1109/ICSE43902.2021.00026>
- [44] Daniel Lehmann and Michael Pradel. 2019. Wasabi: A Framework for Dynamically Analyzing WebAssembly. In *ASPLoS*.
- [45] Yi Li, Shaohua Wang, and Tien N. Nguyen. 2020. DLFix: Context-based Code Transformation Learning for Automated Program Repair. In *ICSE*.
- [46] Zhen Li, Shouhuai Xu Deqing Zou and, Xinyu Ou, Hai Jin, Sujuan Wang, Zhijun Deng, and Yuyi Zhong. 2018. VulDeePecker: A Deep Learning-Based System for Vulnerability Detection. In *NDSS*.
- [47] Shangqing Liu, Yu Chen, Xiaofei Xie, Jing Kai Siow, and Yang Liu. 2021. Retrieval-Augmented Generation for Code Summarization via Hybrid GNN. In *9th International Conference on Learning Representations, ICLR 2021, Virtual Event, Austria, May 3-7, 2021*. OpenReview.net. <https://openreview.net/forum?id=zv-typlgPxA>
- [48] Ilya Loshchilov and Frank Hutter. 2019. Decoupled Weight Decay Regularization. In *7th International Conference on Learning Representations, ICLR 2019, New Orleans, LA, USA, May 6-9, 2019*. OpenReview.net. <https://openreview.net/forum?id=Bkg6RiCqY7>
- [49] Stephan Lukaszczuk, Florian Kroiß, and Gordon Fraser. 2020. Automated Unit Test Generation for Python. In *Search-Based Software Engineering - 12th International Symposium, SSBSE 2020, Bari, Italy, October 7-8, 2020, Proceedings (Lecture Notes in Computer Science, Vol. 12420)*, Aldeida Aleti and Annibale Panichella (Eds.). Springer, 9–24. https://doi.org/10.1007/978-3-030-59762-7_2
- [50] Thibaud Lutellier, Hung Viet Pham, Lawrence Pang, Yitong Li, Moshi Wei, and Lin Tan. 2020. CoCoNuT: combining context-aware neural translation models using ensemble for program repair. In *ISSTA '20: 29th ACM SIGSOFT International Symposium on Software Testing and Analysis, Virtual Event, USA, July 18-22, 2020*, Sarfraz Khurshid and Corina S. Pasareanu (Eds.). ACM, 101–114. <https://doi.org/10.1145/3395363.3397369>
- [51] Rabee Sohail Malik, Jibesh Patra, and Michael Pradel. 2019. NL2Type: Inferring JavaScript function types from natural language information. In *Proceedings of the 41st International Conference on Software Engineering, ICSE 2019, Montreal, QC, Canada, May 25-31, 2019*. 304–315. <https://doi.org/10.1109/ICSE.2019.00045>
- [52] Björn Mathis, Rahul Gopinath, Michael Mera, Alexander Kampmann, Matthias Hörschle, and Andreas Zeller. 2019. Parser-directed fuzzing. In *Proceedings of the 40th ACM SIGPLAN Conference on Programming Language Design and Implementation, PLDI 2019, Phoenix, AZ, USA, June 22-26, 2019*, Kathryn S. McKinley and Kathleen Fisher (Eds.). ACM, 548–560. <https://doi.org/10.1145/3314221.3314651>
- [53] Björn Mathis, Rahul Gopinath, and Andreas Zeller. 2020. Learning input tokens for effective fuzzing. In *ISSTA '20: 29th ACM SIGSOFT International Symposium on Software Testing and Analysis, Virtual Event, USA, July 18-22, 2020*, Sarfraz Khurshid and Corina S. Pasareanu (Eds.). ACM, 27–37. <https://doi.org/10.1145/3395363.3397348>
- [54] Leandro T. C. Melo, Rodrigo Geraldo Ribeiro, Marcus R. de Araújo, and Fernando Magno Quintão Pereira. 2018. Inference of static semantics for incomplete C programs. *Proc. ACM Program. Lang.* 2, POPL (2018), 29:1–29:28. <https://doi.org/10.1145/3158117>
- [55] Lili Mou, Ge Li, Lu Zhang, Tao Wang, and Zhi Jin. 2016. Convolutional Neural Networks over Tree Structures for Programming Language Processing. In *Proceedings of the Thirtieth AAAI Conference on Artificial Intelligence, February 12-17, 2016, Phoenix, Arizona, USA*. 1287–1293.
- [56] Maxwell Nye, Anders Johan Andreassen, Guy Gur-Ari, Henryk Michalewski, Jacob Austin, David Bieber, David Dohan, Aitor Lewkowycz, Maarten Bosma, David Luan, Charles Sutton, and Augustus Odena. 2021. Show Your Work: Scratchpads for Intermediate Computation with Language Models. *CoRR abs/2112.00114* (2021). arXiv:2112.00114 <https://arxiv.org/abs/2112.00114>
- [57] Carlos Pacheco, Shuvendu K. Lahiri, Michael D. Ernst, and Thomas Ball. 2007. Feedback-Directed Random Test Generation. In *International Conference on Software Engineering (ICSE)*. IEEE, 75–84.
- [58] Jibesh Patra and Michael Pradel. 2022. Nalin: Learning from Runtime Behavior to Find Name-Value Inconsistencies in Jupyter Notebooks. In *ICSE*.
- [59] Kexin Pei, Jonas Guan, Matthew Broughton, Zhongtian Chen, Songchen Yao, David Williams-King, Vikas Ummadisetty, Junfeng Yang, Baishakhi Ray, and Suman Jana. 2021. StateFormer: Fine-Grained Type Recovery from Binaries Using Generative State Modeling. In *ESEC/FSE*.
- [60] Hung Phan, Hoan Anh Nguyen, Ngoc M. Tran, Linh H. Truong, Anh Tuan Nguyen, and Tien N. Nguyen. 2018. Statistical learning of API fully qualified names in code snippets of online forums. In *Proceedings of the 40th International Conference on Software Engineering, ICSE 2018, Gothenburg, Sweden, May 27 - June 03, 2018*. 632–642. <https://doi.org/10.1145/3180155.3180230>
- [61] Gabriel Poesia, Alex Polozov, Vu Le, Ashish Tiwari, Gustavo Soares, Christopher Meek, and Sumit Gulwani. 2022. Synchromesh: Reliable Code Generation from Pre-trained Language Models. In *The Tenth International Conference on Learning Representations, ICLR 2022, Virtual Event, April 25-29, 2022*. OpenReview.net. <https://openreview.net/forum?id=KmtVD9J743e>
- [62] Michael Pradel and Satish Chandra. 2022. Neural software analysis. *Commun. ACM* 65, 1 (2022), 86–96. <https://doi.org/10.1145/3460348>
- [63] Michael Pradel, Georgios Gousios, Jason Liu, and Satish Chandra. 2020. Type-Writer: Neural Type Prediction with Search-based Validation. In *ESEC/FSE '20: 28th ACM Joint European Software Engineering Conference and Symposium on the Foundations of Software Engineering, Virtual Event, USA, November 8-13, 2020*. 209–220. <https://doi.org/10.1145/3368089.3409715>
- [64] Michael Pradel and Thomas R. Gross. 2009. Automatic Generation of Object Usage Specifications from Large Method Traces. In *International Conference on Automated Software Engineering (ASE)*. 371–382.
- [65] Michael Pradel and Koushik Sen. 2018. DeepBugs: A learning approach to name-based bug detection. *PACMPL* 2, OOPSLA (2018), 147:1–147:25. <https://doi.org/10.1145/3276517>
- [66] Colin Raffel, Noam Shazeer, Adam Roberts, Katherine Lee, Sharan Narang, Michael Matena, Yanqi Zhou, Wei Li, and Peter J. Liu. 2020. Exploring the Limits of Transfer Learning with a Unified Text-to-Text Transformer. *J. Mach. Learn. Res.* 21 (2020), 140:1–140:67. <http://jmlr.org/papers/v21/20-074.html>
- [67] David A. Ramos and Dawson R. Engler. 2015. Under-Constrained Symbolic Execution: Correctness Checking for Real Code. In *24th USENIX Security Symposium, USENIX Security 15, Washington, D.C., USA, August 12-14, 2015*, Jaeyeon Jung and Thorsten Holz (Eds.). USENIX Association, 49–64. <https://www.usenix.org/conference/usenixsecurity15/technical-sessions/presentation/ramos>
- [68] Brianna M. Ren, John Toman, T. Stephen Strickland, and Jeffrey S. Foster. 2013. The ruby type checker. In *Proceedings of the 28th Annual ACM Symposium on Applied Computing, SAC '13, Coimbra, Portugal, March 18-22, 2013*, Sung Y. Shin and José Carlos Maldonado (Eds.). ACM, 1565–1572. <https://doi.org/10.1145/2480362.2480655>
- [69] Martin P. Robillard, Eric Bodden, David Kawrykow, Mira Mezini, and Tristan Ratchford. 2013. Automated API Property Inference Techniques. *IEEE Trans. Software Eng.* 39, 5 (2013), 613–637. <https://doi.org/10.1109/TSE.2012.63>
- [70] Saksham Sachdev, Hongyu Li, Sifei Luan, Seohyun Kim, Koushik Sen, and Satish Chandra. 2018. Retrieval on source code: a neural code search. In *Proceedings of the 2nd ACM SIGPLAN International Workshop on Machine Learning and Programming Languages*. ACM, 31–41.
- [71] Edward J. Schwartz, Thanassis Avgerinos, and David Brumley. 2010. All You Ever Wanted to Know about Dynamic Taint Analysis and Forward Symbolic Execution (but Might Have Been Afraid to Ask). In *31st IEEE Symposium on Security and Privacy, S&P 2010, 16-19 May 2010, Berkeley/Oakland, California, USA*. IEEE Computer Society, 317–331. <https://doi.org/10.1109/SP.2010.26>
- [72] Marija Selakovic, Michael Pradel, Rezwana Karim Nawrin, and Frank Tip. 2018. Test Generation for Higher-Order Functions in Dynamic Languages. In *OOPSLA*.
- [73] Koushik Sen, Swaroop Kalasapur, Tasneem Brutch, and Simon Gibbs. 2013. Jalangi: A Selective Record-Replay and Dynamic Analysis Framework for JavaScript. In *European Software Engineering Conference and Symposium on the Foundations of Software Engineering (ESEC/FSE)*. 488–498.
- [74] Koushik Sen, Darko Marinov, and Gul Agha. 2005. CUTE: a concolic unit testing engine for C. In *European Software Engineering Conference and International Symposium on Foundations of Software Engineering (ESEC/FSE)*. ACM, 263–272.
- [75] Yannis Smaragdakis and Christoph Csallner. 2007. Combining Static and Dynamic Reasoning for Bug Detection. In *International Conference on Tests and Proofs (TAP)*.

- Springer, 1–16.
- [76] Weisong Sun, Chunrong Fang, Yuchen Chen, Guan hong Tao, Tingxu Han, and Quanjun Zhang. 2022. Code Search based on Context-aware Code Translation. In *44th IEEE/ACM 44th International Conference on Software Engineering, ICSE 2022, Pittsburgh, PA, USA, May 25-27, 2022*. ACM, 388–400. <https://doi.org/10.1145/3510003.3510140>
- [77] Daniel Tarlow, Subhdeep Moitra, Andrew Rice, Zimin Chen, Pierre-Antoine Manzagol, Charles Sutton, and Edward Aftandilian. 2019. Learning to Fix Build Errors with Graph2Diff Neural Networks. (2019).
- [78] Marko Vasic, Aditya Kanade, Petros Maniatis, David Bieber, and Rishabh Singh. 2019. Neural Program Repair by Jointly Learning to Localize and Repair. In *ICLR*.
- [79] Yaza Wainakh, Moiz Rauf, and Michael Pradel. 2021. IdBench: Evaluating Semantic Representations of Identifier Names in Source Code. In *43rd IEEE/ACM International Conference on Software Engineering, ICSE 2021, Madrid, Spain, 22-30 May 2021*. IEEE, 562–573. <https://doi.org/10.1109/ICSE43902.2021.00059>
- [80] Jiawei Wang, Li Li, and Andreas Zeller. 2021. Restoring Execution Environments of Jupyter Notebooks. In *43rd IEEE/ACM International Conference on Software Engineering, ICSE 2021, Madrid, Spain, 22-30 May 2021*. IEEE, 1622–1633. <https://doi.org/10.1109/ICSE43902.2021.00144>
- [81] Ke Wang and Zhendong Su. 2020. Blended, precise semantic program embeddings. In *Proceedings of the 41st ACM SIGPLAN International Conference on Programming Language Design and Implementation, PLDI 2020, London, UK, June 15-20, 2020*, Alastair F. Donaldson and Emina Torlak (Eds.). ACM, 121–134. <https://doi.org/10.1145/3385412.3385999>
- [82] Yue Wang, Weishi Wang, Shafiq R. Joty, and Steven C. H. Hoi. 2021. CodeT5: Identifier-aware Unified Pre-trained Encoder-Decoder Models for Code Understanding and Generation. In *Proceedings of the 2021 Conference on Empirical Methods in Natural Language Processing, EMNLP 2021, Virtual Event / Punta Cana, Dominican Republic, 7-11 November, 2021*, Marie-Francine Moens, Xuanjing Huang, Lucia Specia, and Scott Wen-tau Yih (Eds.). Association for Computational Linguistics, 8696–8708. <https://doi.org/10.18653/v1/2021.emnlp-main.685>
- [83] Jiayi Wei, Maruth Goyal, Greg Durrett, and Isil Dillig. 2020. LambdaNet: Probabilistic Type Inference using Graph Neural Networks. In *8th International Conference on Learning Representations, ICLR 2020, Addis Ababa, Ethiopia, April 26-30, 2020*. OpenReview.net. <https://openreview.net/forum?id=Hkx6hANtW>
- [84] Frank F. Xu, Uri Alon, Graham Neubig, and Vincent J. Hellendoorn. 2022. A Systematic Evaluation of Large Language Models of Code. *CoRR* abs/2202.13169 (2022). arXiv:2202.13169 <https://arxiv.org/abs/2202.13169>
- [85] Jinlin Yang, David Evans, Deepali Bhardwaj, Thirumalesh Bhat, and Manuvir Das. 2006. Perracotta: Mining temporal API rules from imperfect traces. In *International Conference on Software Engineering (ICSE)*. ACM, 282–291.
- [86] Michihiro Yasunaga and Percy Liang. 2021. Break-It-Fix-It: Unsupervised Learning for Program Repair. In *Proceedings of the 38th International Conference on Machine Learning, ICML 2021, 18-24 July 2021, Virtual Event (Proceedings of Machine Learning Research, Vol. 139)*, Marina Meila and Tong Zhang (Eds.). PMLR, 11941–11952. <http://proceedings.mlr.press/v139/yasunaga21a.html>
- [87] He Ye, Matias Martinez, and Martin Monperrus. 2022. Neural Program Repair with Execution-based Backpropagation. In *ICSE*.
- [88] Michal Zalewski. 2013. American Fuzzy Lop (AFL). <https://lcamtuf.coredump.cx/afl/>
- [89] Wojciech Zaremba and Ilya Sutskever. 2014. Learning to Execute. *CoRR* abs/1410.4615 (2014). <http://arxiv.org/abs/1410.4615>
- [90] Jian Zhang, Xu Wang, Hongyu Zhang, Hailong Sun, and Xudong Liu. 2020. Retrieval-based Neural Source Code Summarization. In *ICSE*.
- [91] Jian Zhang, Xu Wang, Hongyu Zhang, Hailong Sun, Kaixuan Wang, and Xudong Liu. 2019. A Novel Neural Source Code Representation based on Abstract Syntax Tree. In *ICSE*.