

PubGraph: A Large-Scale Scientific Knowledge Graph

Kian Ahrabian, Xinwei Du, Richard Delwin Myloth, Arun Baalaji Sankar Ananthan, and Jay Pujara

University of Southern California, Information Sciences Institute, Marina del Rey CA 90292, USA

{ahrabian,xinweidu,myloth,arunbaal,jpujara}@usc.edu

Abstract. Research publications are the primary vehicle for sharing scientific progress in the form of new discoveries, methods, techniques, and insights. Unfortunately, the lack of a large-scale, comprehensive, and easy-to-use resource capturing the myriad relationships between publications, their authors, and venues presents a barrier to applications for gaining a deeper understanding of science. In this paper, we present **PubGraph**, a new resource for studying scientific progress that takes the form of a large-scale knowledge graph (KG) with more than 385M entities, 13B main edges, and 1.5B qualifier edges. PubGraph is comprehensive and unifies data from various sources, including Wikidata, OpenAlex, and Semantic Scholar, using the Wikidata ontology. Beyond the metadata available from these sources, PubGraph includes outputs from auxiliary community detection algorithms and large language models. To further support studies on reasoning over scientific networks, we create several large-scale benchmarks extracted from PubGraph for the core task of knowledge graph completion (KGC). These benchmarks present many challenges for knowledge graph embedding models, including an adversarial community-based KGC evaluation setting, zero-shot inductive learning, and large-scale learning. All of the aforementioned resources are accessible at <https://pubgraph.isi.edu/> and released under the CC-BY-SA license. We plan to update PubGraph quarterly to accommodate the release of new publications.

Keywords: Scientific Knowledge Graphs · Knowledge Graph Completion · Inductive Learning

1 Introduction

Scientific progress takes many forms, from discovering new species to repurposing extant models for novel tasks. Innovation in science has been studied from a variety of perspectives, including the combination of scholarly domains [12,28], sociological factors [8], and analogical reasoning [13,17]. However, many studies of this phenomenon have been limited due to the difficulty in finding and using large-scale data for the domain. In this paper, we address this obstacle by introducing **PubGraph**, a knowledge graph (KG) with new resources and benchmarks, enabling the study of scientific research at scale using structural patterns

in citation and collaboration networks. PubGraph also provides a unique opportunity to compare models on core tasks such as transductive and inductive knowledge graph completion (KGC).

PubGraph is a large-scale multi-relational KG built on top of the OpenAlex catalog [23] and the Wikidata [29] ontology. It consists of more than 385M entities, comprising authors, institutions, sources, papers, and concepts, and more than 13B main edges and 1.5B qualifier edges among those entities. PubGraph captures temporal information, allowing the study of scientific works’ dynamics. Additionally, it also connects the scholarly articles available in OpenAlex to their counterparts in the Semantic Scholar Academic Graph (S2AG) [30] and Wikidata through external ids. Moreover, besides the metadata information available in OpenAlex, PubGraph provides outputs from auxiliary community detection algorithms and large language models to further assist future studies of scientific articles. Fig. 1 illustrates an overview of PubGraph schema. In this paper, we describe the methodology used to construct PubGraph, i.e., the ontological choices made for mapping OpenAlex to Wikidata, the model choices to extract outputs from auxiliary models, and the entity resolution procedure for mapping OpenAlex articles to S2AG and Wikidata.

One of the essential parts of studying scientific progress is understanding and reasoning about connections between ideas and discoveries. However, there is a shortage of benchmarks that could be used to study such topics. In the past, citations have proven to be crucial in studying publications and their impact [22]. Prior works have also studied tasks on citations such as intent classification [5,11,16], recommendation [3,9], and prediction [7,20]. In this work, we introduce new large-scale benchmarks for finding connections among scientific works framed as a KGC task. The KGC task requires models to predict a target entity, given a source entity and a relation. The aim of this task is to support the study of citations from a structural perspective in both transductive, i.e., all nodes are known, and inductive, i.e., evaluation nodes are unseen, settings. Moreover, we also identify a community-based adversarial evaluation setting that mitigates the influence of random negative sampling in the evaluation phase of large-scale KGs.

The contributions of this work are summarized as follows:

1. Introducing PubGraph, a billion-scale, multi-relational KG built on top of the OpenAlex catalog
2. Mapping the OpenAlex metadata to Wikidata ontology
3. Connecting two other large-scale scholarly metadata repositories, S2AG and Wikidata, to make PubGraph a unifying and comprehensive resource
4. Introducing large-scale extrapolated KGC benchmarks for KG models in both transductive and inductive settings
5. Identifying challenging adversarial evaluation settings for KGC benchmarks

2 Building PubGraph

The primary source for creating PubGraph is the metadata in the OpenAlex catalog that we map to the Wikidata ontology. OpenAlex is an open-source cat-

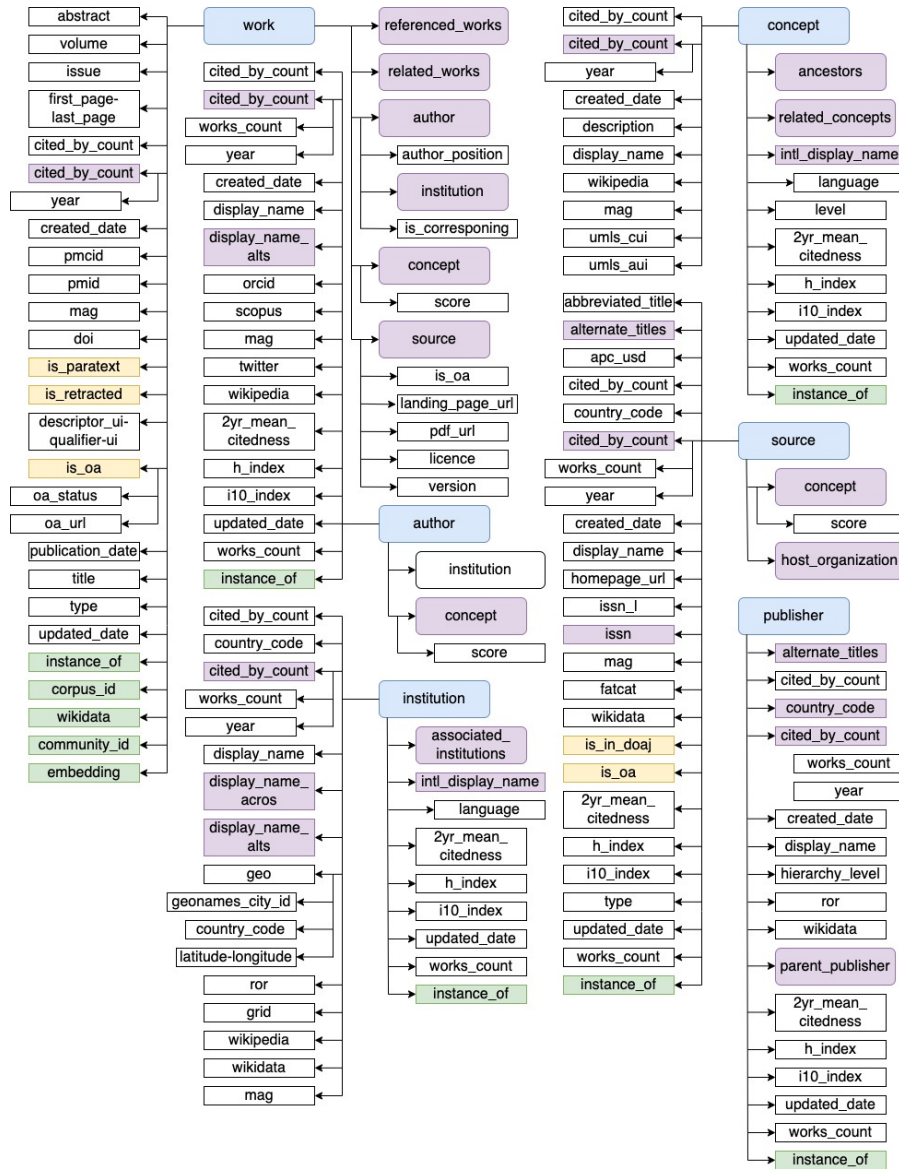


Fig. 1. Overview of PubGraph schema. **Legend.** Colors: Blue → Main entity, Yellow → Boolean attribute, Purple → Multi attribute, and Green → New attribute; Shapes: Rounded rectangle → Entity attribute, and Rectangle → Regular attribute.

alog of scholarly entities that provides metadata for works, authors, institutions, sources, publishers, and concepts. Moreover, we add connections to both S2AG and Wikidata repositories to provide a more unifying resource for the researchers.

Furthermore, we provide outputs from auxiliary models to further enrich PubGraph for future studies. The rest of this section is organized as follows: Sec. 2.1 introduces the mapping procedure from OpenAlex metadata to Wikidata ontology, Sec. 2.2 describes the implemented procedure to connect S2AG and Wikidata with OpenAlex along with some statistics of the resolution, and Sec. 2.3 presents the model choices for auxiliary outputs included in PubGraph.

2.1 Mapping to Wikidata Ontology

To transform the OpenAlex dump (taken on April 9th, 2023) into PubGraph, we follow the well-known and well-studied Wikidata ontology. Specifically, we create a mapping between metadata information from the OpenAlex dump to Wikidata properties. Using Wikidata enables broader adoption of the KG and clear semantics for entities and relationships.

Table 1 presents the mapping from OpenAlex metadata to Wikidata properties. These mappings are selected such that they best describe the metadata field. Here, we explain the ontological design choices that we made for the mapping:

1. abstract \rightarrow P7535: Due to the absence of a one-to-one match, we use P7535 (scope and content), which is defined as “a summary statement providing an overview of the archival collection.”
2. author position \rightarrow P1545: Since this field defines an order of the authors, we use P1545 (series ordinal), which is defined as the “position of an item in its parent series (most frequently a 1-based index).”
3. first page + last page \rightarrow P304: Since OpenAlex uses two different fields to present this information, we merge them into one attribute to be aligned with the Wikidata ontology.
4. score \rightarrow P4271: Since this field indicates the relatedness of two concepts as produced by a model, it matches the definition of P4271 (rating) defined as “qualifier to indicate a score given by the referenced source indicating the quality or completeness of the statement.”
5. descriptor ui + qualifier ui \rightarrow P1038: Since OpenAlex uses two different fields to present this information, we merge them into one attribute to be aligned with the Wikidata ontology.
6. apc usd \rightarrow P2555: Since this field describes a “source’s article processing charge in US Dollars”, we match it to P2555 (fee) defined as “fee or toll payable to use, transit or enter the subject.”
7. relationship \rightarrow P1039: Since this field describes the relation between two institutions, we use P1039 (kinship to subject) defined as “qualifier of "relative" (P1038) to indicate less usual family relationships.”
8. location \rightarrow P1433: Since this field describes the publishing location of a work, we match it with P1433 (published in).
9. latitude + longitude \rightarrow P625: Since OpenAlex uses two different fields to present this information, we merge them into one attribute to be aligned with the Wikidata ontology.

Table 1. OpenAlex metadata mapping to properties covered by Wikidata ontology.

OpenAlex Metadata	WikiData Property	OpenAlex Metadata	WikiData Property
abstract	P7535	author	P50
author position	P1545	institution	P1416
landing page url	P973	pdf url	P953
license	P275	version	P9767
volume	P478	issue	P433
first page + last page	P304	concept	P921
score	P4271	year	P585
created date	P571	doi	P356
mag	P6366	pmid	P698
pmcid	P932	descriptor ui + qualifier ui	P9340
oa status	P6954	oa url	P2699
publication date	P577	referenced work	P2860
title	P1476	type	P31
updated date	P5017	works count	P3740
display name	P2561	display name alternatives	P4970
orcid	P496	scopus	P1153
twitter	P2002	wikipedia	P4656
last known institution	P1416	abbreviated title	P1813
alternate titles	P1476	apc usd	P2555
country code	P297	homepage url	P856
host organization	P749	issn-l	P7363
issn	P236	fatcat	P8608
associated institution	P1416	relationship	P1039
display name acronyms	P1813	homepage url	P856
geonames city id	P1566	latitude + longitude	P625
ror	P6782	grid	P2427
international display name	P4970	language	P9753
level	P1545	alternate titles	P4970
hierarchy level	P1545	parent publisher	P749
location	P1433	ancestor	P4900
related concept	P921	corpus id	P8299

10. level \rightarrow P1545 and hierarchy level \rightarrow P1545: Since there is no Wikidata property to describe a position in a hierarchy, we use the closest property P1545 (series ordinal), which is defined as the “position of an item in its parent series (most frequently a 1-based index).”

Table 2. OpenAlex metadata mapping to properties not covered by Wikidata ontology.

OpenAlex Metadata	New Property	OpenAlex Metadata	New Property
best oa location	P_best_oa_location	cited by count	P_total_cited_by_count
cited by count	P_cited_by_count	primary location	P_primary_location
2yr mean citedness	P_impact_factor	h-index	P_h_index
i10-index	P_i10_index	wikidata	P_wikidata
umls aui	P_umls_aui	community id	P_community_id

Table 3. OpenAlex boolean metadata mapping to edges using Wikidata ontology.

OpenAlex Metadata	Edge	OpenAlex Metadata	Edge
is corresponding	P31 → Q36988860	is oa	P31 → Q232932
is paratext	P31 → Q853520	is retracted	P31 → Q45182324
is in doaj	P31 → Q1227538		

Table 4. OpenAlex entity type mapping to edges using Wikidata ontology.

OpenAlex Metadata	Edge	OpenAlex Metadata	Edge
work	P31 → Q13442814	author	P31 → Q482980
source	P31 → Q1711593	institution	P31 → Q178706
concept	P31 → Q115949945	publisher	P31 → Q2085381

For the metadata with no suitable parallel property, we create new ones to keep the KG as complete as possible, as showcased in Table 2. Note that for “cited by count”, OpenAlex provides both yearly and total values; hence, the reason for having two different new properties. Moreover, for metadata with a boolean type, we add a new edge (main or qualifier) when true. Table 3 presents the edges representing each boolean metadata with all the relations and entities taken from the Wikidata repository. This choice was made to maintain a better semantic composure and avoid creating new properties in the KG. For example, there is no property in Wikidata for “is paratext”; however, there exists an *paratext* entity (Q853520). Hence, instead of creating new property such as $P_{is_paratext}$, we can create a new edge when “is paratext” is true to this entity with relation P31 (instance of). Finally, we also add “instance of” edges to indicate the type of each entity as classified by OpenAlex, as presented in Table 4. Given its flexibility to represent attributed graphs, we use RDF* as the graph representation for PubGraph (as illustrated in Fig. 1).

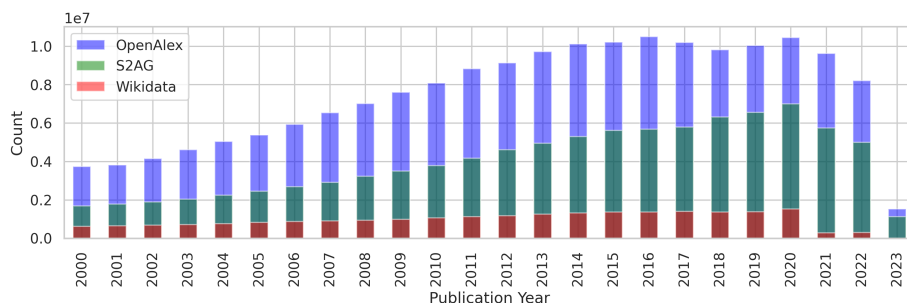


Fig. 2. Distribution of publication years in the 2000-2023 period for OpenAlex, S2AG, and Wikidata. Note that only $\sim 128.3\text{M}$ out of the $\sim 211.5\text{M}$ papers in S2AG have publication dates and are included.

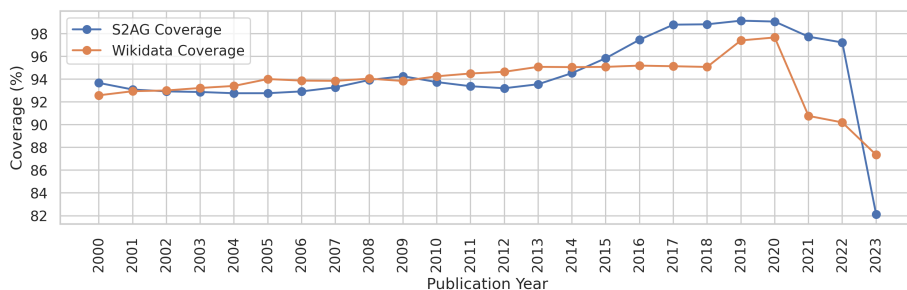


Fig. 3. Coverage of S2AG and Wikidata papers after entity resolution in the 2000-2023 period.

2.2 S2AG and WikiData Entity Resolution

To make PubGraph a more unifying and comprehensive resource, we opt to connect works in OpenAlex to two other large-scale repositories of scholarly metadata: S2AG (taken on April 11th, 2023) and Wikidata (taken on April 28th, 2023). Fig. 2 showcases the distribution of publication years in the 2000-2023 period for the works available in these three repositories. During this analysis, we noticed that only $\sim 128.3\text{M}$ out of the $\sim 211.5\text{M}$ papers in S2AG have publication dates. This finding further highlights the importance of a unifying and comprehensive resource. To this end, we follow a two-step procedure. First, we match entities based on the following IDs: DOI, MAG, PMID, and PMCID. For S2AG, this results in $\sim 197.6\text{M}$ out of $\sim 211.5\text{M}$ unique papers being matched to OpenAlex works, roughly providing a 93.4% coverage. For Wikidata, this results in $\sim 33.2\text{M}$ out of $\sim 38.9\text{M}$ unique papers being matched to OpenAlex works, roughly providing an 85.4% coverage.

Then, among the remaining unmatched entities, we run an exact title search and only keep one-to-one mappings. For S2AG, this step further increases the number of matched unique papers to $\sim 199.2\text{M}$, roughly providing a 94.2% cov-

erage. For Wikidata, this step further increases the number of matched unique papers to $\sim 36.4\text{M}$, roughly providing a 93.6% coverage. Fig. 3 provides a coverage distribution over the 2000-2023 period for both S2AG and Wikidata. As evident from this distribution, the coverage of both data sources seems to be relatively unbiased toward the time of publication. We believe the Wikidata drop from 2021 onward is due to the low number of papers available in the platform in the period, and the S2AG drop is due to the potential delays in adding recent publications. Moreover, regarding more recent data, Wikidata seems to benefit drastically from adding new entities through external sources. We plan to improve our entity resolution heuristic using other metadata, such as authors, to cover more entities in future releases.

2.3 Auxiliary Outputs

Community Detection Besides sharing scientific findings, scholarly articles represent the research interests of their authors. Therefore, by referencing each other’s publications, authors create communities of shared interests. To enable the study of these communities, we provide the results obtained from the Leiden community detection algorithm [26] as auxiliary outputs for papers in PubGraph.

To this end, we first extract the full citation network from all the publication-publication links. Then, we tune the Leiden algorithm¹ on the extracted citation network with the following parameters: quality function $\in \{\text{Modular, RBER, Significance, Surprise}\}$, maximum papers per community $\in \{300\text{k}, 500\text{k}\}$, and number of communities $\in \{3000, 4000, 5000, 6000\}$. To evaluate the communities’ quality, we use a purity proxy metric extracted from the ancestral graph of the concepts connected to the publications in OpenAlex. Specifically, we count the number of children for each root concept and select the largest root concept for each community. Then, we calculate the percentage of the papers that are children of that root concept as the proxy metric. Figure 4 illustrates our results on different numbers of communities. Based on our experiments, the highest quality communities are produced by the following parameters: quality function = Significance, maximum papers per community = 300k, and number of communities = 3000.

Large Language Models PubGraph was developed to enable researchers to study scholarly works from a graph perspective. Through PubGraph, it is possible to learn representations for papers using graph-based methods, which then could be used for various downstream tasks. Orthogonal to this relational and structural information, are textual information based on scholarly works’ content. When available, textual features complement the graph-based features and can improve the performance of the models [2].

Recently, many large language models (LLM) have been introduced to tackle the problem of generating representations for scientific documents [1,6]. These pre-trained models are specifically tuned for scientific data and could be used to

¹ <https://github.com/vtraag/leidenalg>

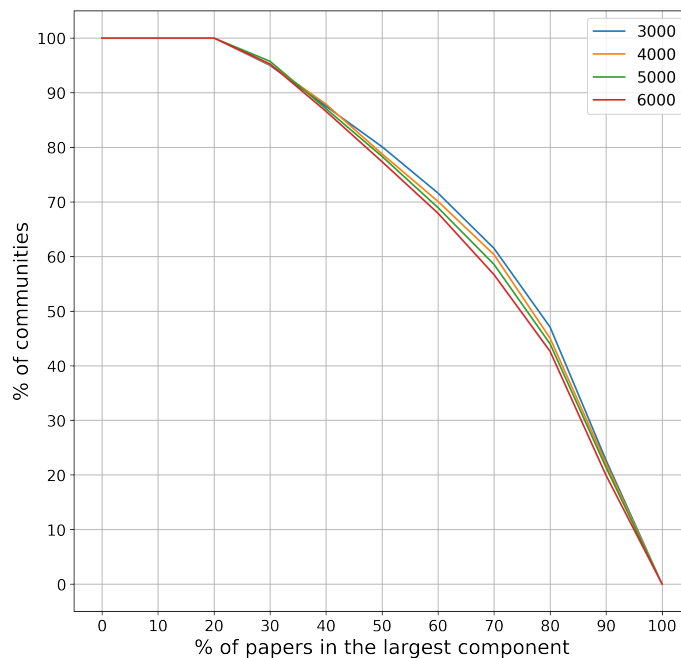


Fig. 4. Analysis of the effect of the number of communities on the quality of communities. A higher area under the curve (AUC) indicates more pure communities.

generate low-dimensional embeddings for input documents. In this work, to further enable multi-view studies of PubGraph, we provide embeddings generated by LLMs for all the papers. These embeddings also save resources for researchers who want to use textual information. To this end, first, we obtain a representing text by concatenating the title and the abstract of each work. This approach allows us to cover all the works with at least one of these attributes available, improving the general coverage of this data. Then, we run the representing text through the SciNCL model [21] to obtain the embeddings, with each generated embedding being a 768-dimensional vector. All the generated embeddings are released with an index to match the corresponding papers.

3 Knowledge Graph Completion

Traditionally, knowledge graph embedding (KGE) models [25,27] have been evaluated in an interpolated, transductive KGC setting where all entities, e.g., papers and authors, are known. However, one of the challenging aspects of studying scientific progress is dealing with new publications which require inference over unseen samples. A better-aligned evaluation setting for this purpose is the extrapolated, inductive setting. An inductive setting requires models to make predictions over previously unseen entities. While KGs capture the structure

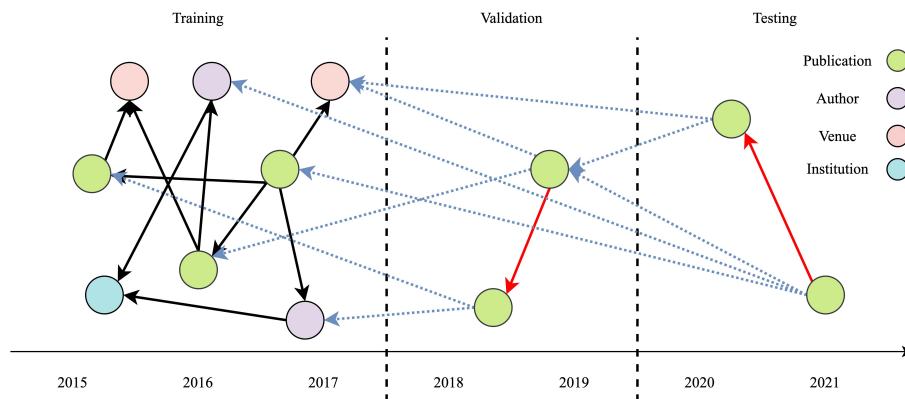


Fig. 5. Overview of the training and evaluation scheme. Intra-period current links (black) are used for training in all experiment settings. Intra-period future links (red) are used for evaluation in both validation and testing phases in all experiment settings. Exo-period links (dotted blue) are used in the training phase in transductive settings; however, in inductive settings, these links are only used as auxiliary links during the evaluation phase. Auxiliary links establish connections between seen training nodes and unseen evaluation nodes.

necessary for this setting, many models do not address this use case. Moreover, extrapolated prediction requires train and test sets to be partitioned by a temporal threshold, so model predictions are for a future time epoch.

In this work, we introduce new resources and benchmarks in the extrapolated setting for both inductive and transductive models, framing the research question as a KGC task and supporting the study of this problem from a purely structural standpoint at different scales and across various models. Moreover, we also introduce a community-based adversarial evaluation setting to 1) mitigate the influence of random negative sampling (due to the scale) in the evaluation phase and 2) maintain the same level of difficulty as evaluated on all of the entities. Fig. 5 presents an overview of the training and evaluation schemes for the KGC benchmarks in both transductive and inductive settings. The rest of this section is organized as follows: Sec. 3.1 describes the methodology used to create PG-X benchmarks, Sec. 3.2 presents a data quality analysis over the extracted samples, and Sec. 3.3 presents a set of adversarial evaluation settings for the KGC tasks.

3.1 Building PG-X Benchmarks

The full PubGraph KG contains a vast amount of information in the form of literal values and sparse properties that are not easily usable by many KG models. We extract subsets of PubGraph, designated as PG-X, to create easier-to-use benchmarks for KG models. To extract PGs from the transformed data, we first remove all the publications with no citations that do not cite any other papers

Table 5. Statistics of PG-X benchmarks splits.

Benchmark	#Training (Validation)	#Training (Testing)	#Validation	#Test
PG-1M	18.2M	20.5M	265k	146k
PG-10M	269.0M	305.9M	3.1M	2.3M
PG-Full	1.88B	2.17B	28.1M	26.3M

Table 6. Validity and completeness metrics of sampled KGs.

Metric	PG-1M	PG-10M	PG-Full
Mutual Citations	0.03%	0.04%	0.06%
Authorship Completeness	99.97%	99.97%	99.92%
Venue Completeness	92.37%	90.25%	75.34%
Institution Completeness	81.45%	71.21%	45.77%

to get PG-Full. Since these nodes are disconnected from other publications, this step mitigates the sparsity problem and reduces the KG size by a large margin.

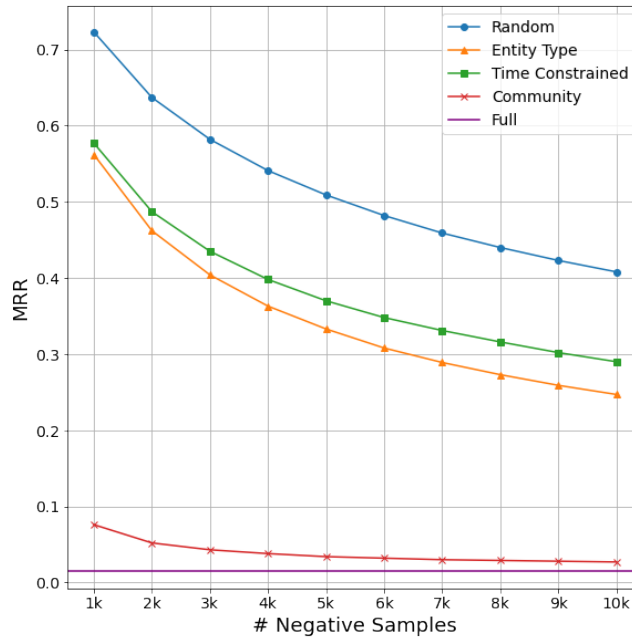
Given the enormous size of the PG-Full, we create two small and medium-sized sub-KGs to allow future studies at different scales. To this end, we use snowball sampling [10] to extract PG-1M and PG-10M with 1M and 10M publication nodes, respectively. After sampling, we remove any publication without a publication date. Next, we extract all the “cites work (P2860),” “author (P50),” “published in (P1433),” and “affiliation (P1416)” links for the sampled publications. We ensure to include all the available author, source, and institution links from the sampled publications in the benchmarks. Finally, we split all the benchmarks temporally, using all the publications before 2017 for training, 2017 up until 2020 for validation, and 2020 onward for testing. Table 5 presents the statistics on the extracted splits of each benchmark.

3.2 Data Quality

To evaluate the quality of the extracted benchmarks, we check the validity and completeness of our KGs. For validity, we look for potential mutual citations, cases where two papers reference each other, violating strict temporal order. This artifact may appear when articles have several revisions, but OpenAlex only reports the earliest publication date. For completeness, we calculate publication-author, publication-source, and author-institution relations completeness. Table 6 showcases these metrics on the extracted KGs. As evident from the metrics, all the benchmarks exhibit an extremely low mutual citations percentage which is evidence of their quality. Moreover, the small and medium-sized KGs exhibit higher completeness metrics which we attribute to the forced inclusion of all authors, venues, and institutions links.

Table 7. Negative sampling results on the PG-1M benchmark.

Variation	#Negative Samples	MRR	Hits@1	Hits@10	Time (Seconds)
Random	1000	0.723	0.608	0.918	588 (CPU)
Entity Type	1000	0.560	0.418	0.826	655 (CPU)
Time Constrained	1000	0.577	0.449	0.817	601 (CPU)
Community	1000	0.076	0.023	0.167	1008 (CPU)
Full	~3.38M	0.015	0.000	0.036	81987 (GPU)

**Fig. 6.** Analysis of the effect of negative samples count on the model’s performance measured by MRR.

3.3 Adversarial Evaluation Setting

One of the most common strategies to evaluate KGC on large-scale graphs is to sample a fixed number of negative samples for each positive sample during the evaluation phase. However, this strategy is prone to exhibiting inflated performance due to having no control over the difficulty of the sampled nodes. Moreover, calculating the evaluation metrics on the complete set of samples becomes increasingly more expensive as the size of the KG grows. Hence, we propose three alternative strategies for negative sampling during the evaluation phase. These strategies aim to find an efficient method to be used as a proxy for complete metric calculations. Our proposed strategies are as follows:

1. **Entity Type:** This is the most straightforward strategy in which we only sample candidate nodes with the same type as the target node. For example, in our case, we only sample from the publications.
2. **Time Constrained:** Building upon our first strategy, we further add the constraint of only sampling candidate nodes from the nodes within the evaluation period. Intuitively, these unseen (inductive) or less seen (transductive) nodes will pose more problems for the model during the evaluation phase.
3. **Community:** Given a target node, we sample candidate nodes only from its community. This strategy relies on the auxiliary outputs, i.e., communities, generated as described in Sec. 2.3. We hypothesize that these nodes pose the most difficulty for the model during the evaluation phase.

To test the proposed strategies, we train a ComplEx [27] model using the DGL-KE toolkit [31]. We tune the hyper-parameters of our model using the following set of values: *embedding dimensions* $\in \{50, 100, 200, 400\}$, *learning rate* $\in \{0.003, 0.01, 0.03, 0.1, 0.3\}$, *number of negative samples* $\in \{128, 256, 512, 1024, 2048\}$, and *regularization coefficient* $\in \{0.0, 1e-9, 1e-8, 1e-7, 1e-6, 1e-5\}$. Table 7 presents the results of our experiments with the aforementioned negative sampling strategies in the evaluation phase. The reported times are for one evaluation run over the complete testing set of the PG-1M benchmark ($\sim 147K$ samples). As evident from these results, the community-based method is the best proxy to the full metrics calculation while still being significantly time efficient. Even if we factor in the 11.5 hours (41400 seconds) that it takes to learn communities for all the 91M publications, the difference in computation time becomes much more significant when we have to repeat the evaluation process over and over again, e.g., for validation, fine-tuning, etc. Moreover, the full metrics are calculated on a GPU which is far more efficient than the calculations on the CPU. It is important to note that the community-based method is helpful in evaluation settings where the ground truth is known; however, in settings where the ground truth is unknown, e.g., a deployed model, there is no workaround to complete ranking computations as we have to consider all the entities regardless.

We further analyze the effect of the number of negative samples on the model’s performance. Figure 6 presents the result of our experiments with varying numbers of negative samples on all the introduced strategies. As expected, the model’s performance rapidly drops with the increase of negative samples. Moreover, the community-based negative sampling results act as an excellent proxy at 5k negative samples and seem to converge to the full variation around 10k negative samples. This finding is further evidence of the effectiveness of this method.

4 Related Works

4.1 Scientific Knowledge Graphs

In recent years, a wide range of scientific KGs (SKG) have emerged in the research community. Examples of these SKGs are Scholia [19], ORKG [24], OpenAIRE [18], and MAG240M [14]. Each of the aforementioned SKGs has different

Table 8. Comparison between PubGraph and the existing SKGs.

SKG	#Articles	Source	Ontology	Embeddings	Community	External Links (Other Sources)
Scholia	39M	Wikidata	Wikidata	✗	✗	✗
ORKG	25k	Curated	Proprietary	✗	✗	✗
OpenAIRE	164M	Curated	Proprietary	✗	✗	✗
MAG240M	121M	MAG	Proprietary	✓	✗	✗
PubGraph	250M	OpenAlex	Wikidata	✓	✓	✓

Table 9. Statistics of extracted benchmarks compared to the existing large-scale KGC benchmarks. As evident, PG-Full has more than 2x nodes and 3.6x edges compared to the largest existing benchmarks.

Benchmark	#Nodes	#Edges	#Relations
ogbl-citation2 [15]	2,927,963	30,561,187	1
Freebase [4]	86,054,151	338,586,276	14,824
WikiKG90Mv2 [14]	91,230,610	601,062,811	1,315
PG-1M	3,378,202	22,442,976	4
PG-10M	25,312,490	315,225,337	4
PG-Full	184,126,885	2,201,239,147	4

characteristics that make them unique and interesting to the community. Table 8 compares PubGraph with the existing SKGs across various properties. As evident from this table, PubGraph is built on a more grounded ontology and provides much more information and artifacts compared to other SKGs.

4.2 Large Scale KGC Benchmarks

KGC is one of the most common tasks defined on KGs. Recent efforts [14,15] have shifted toward introducing more large-scale benchmarks for KGC; however, there is still a shortage of benchmarks for large-scale graph learning. We believe the PG-X benchmarks introduced in this paper can help mitigate this shortage. Table 9 showcases the statistics of the sampled KGs along with a comparison to existing large-scale KGC benchmarks in the literature. As evident from the numbers, PG-X benchmarks provide an opportunity to evaluate KG models on larger (2x nodes and 3.6x edges) and more flexible (3.3M to 184M range) benchmarks.

5 Conclusion and Future Work

In this work, we introduced PubGraph, a new large-scale resource in the form of a KG built on Wikidata ontology and extracted from the OpenAlex cata-

log with more than 13B edges and 385M nodes. As presented through different comparisons, PubGraph provides a much-needed unifying and comprehensive resource for researchers to study scientific progress that connects multiple sources. PubGraph also enables the study of scientific documents from distinct perspectives through the information extracted from auxiliary community detection algorithms and large language models. Moreover, we created three KGC benchmarks with varying sizes to enable future studies at different scales and for both transductive and inductive settings. Finally, we identified a set of challenging adversarial evaluation settings for the introduced benchmarks that overcome the common downfall of large-scale KGC evaluation settings. As for future directions for PubGraph, one direction is to improve the coverage of connections to external sources. Moreover, it is possible to bring in more external data sources, e.g., SKGs such as Scholia, and link them with PubGraph. Finally, another venue is to add other metadata that is of interest to the community, such as awards and grants, which further enables researchers to study these events in the larger context.

Acknowledgements

This work was funded by the Defense Advanced Research Projects Agency with award W911NF-19-20271 and with support from a Keston Exploratory Research Award.

Resource Availability Statement: The source code for building PubGraph, along with a data schema, is available from GitHub, released under the CC-BY-SA license². All the introduced benchmarks and resources are publicly accessible and released under the CC-BY-SA license³. Due to the sheer size of the resources (> 2TB), we could not host the data in any commonly used platform and had to resort to self-provisioned servers.

References

1. Beltagy, I., Lo, K., Cohan, A.: SciBERT: A pretrained language model for scientific text. In: Proceedings of the 2019 Conference on Empirical Methods in Natural Language Processing and the 9th International Joint Conference on Natural Language Processing (EMNLP-IJCNLP). pp. 3615–3620. Association for Computational Linguistics, Hong Kong, China (Nov 2019). <https://doi.org/10.18653/v1/D19-1371>, <https://aclanthology.org/D19-1371>
2. Berrebbi, D., Huynh, N., Balalau, O.: Graphcite: Citation intent classification in scientific publications via graph embeddings. In: Companion Proceedings of the Web Conference 2022. pp. 779–783 (2022)
3. Bhagavatula, C., Feldman, S., Power, R., Ammar, W.: Content-based citation recommendation. arXiv preprint arXiv:1802.08301 (2018)

² <https://github.com/usc-isi-i2/isi-pubgraph>

³ <https://pubgraph.isi.edu/>

4. Bollacker, K., Evans, C., Paritosh, P., Sturge, T., Taylor, J.: Freebase: a collaboratively created graph database for structuring human knowledge. In: Proceedings of the 2008 ACM SIGMOD international conference on Management of data. pp. 1247–1250 (2008)
5. Cohan, A., Ammar, W., Van Zuylen, M., Cady, F.: Structural scaffolds for citation intent classification in scientific publications. arXiv preprint arXiv:1904.01608 (2019)
6. Cohan, A., Feldman, S., Beltagy, I., Downey, D., Weld, D.: SPECTER: Document-level representation learning using citation-informed transformers. In: Proceedings of the 58th Annual Meeting of the Association for Computational Linguistics. pp. 2270–2282. Association for Computational Linguistics, Online (Jul 2020). <https://doi.org/10.18653/v1/2020.acl-main.207>, <https://aclanthology.org/2020.acl-main.207>
7. Cohan, A., Feldman, S., Beltagy, I., Downey, D., Weld, D.S.: Specter: Document-level representation learning using citation-informed transformers. arXiv preprint arXiv:2004.07180 (2020)
8. De Vaan, M., Stark, D., Vedres, B.: Game changer: The topology of creativity. *American Journal of Sociology* **120**(4), 1144–1194 (2015)
9. Färber, M., Sampath, A.: Hybridcite: A hybrid model for context-aware citation recommendation. In: Proceedings of the ACM/IEEE Joint Conference on Digital Libraries in 2020. pp. 117–126 (2020)
10. Goodman, L.A.: Snowball sampling. *The annals of mathematical statistics* pp. 148–170 (1961)
11. Gururangan, S., Marasović, A., Swayamdipta, S., Lo, K., Beltagy, I., Downey, D., Smith, N.A.: Don’t stop pretraining: adapt language models to domains and tasks. arXiv preprint arXiv:2004.10964 (2020)
12. Hofstra, B., Kulkarni, V.V., Munoz-Najar Galvez, S., He, B., Jurafsky, D., McFarland, D.A.: The diversity–innovation paradox in science. *Proceedings of the National Academy of Sciences* **117**(17), 9284–9291 (2020)
13. Hope, T., Chan, J., Kittur, A., Shahaf, D.: Accelerating innovation through analogy mining. In: Proceedings of the 23rd ACM SIGKDD International Conference on Knowledge Discovery and Data Mining. pp. 235–243 (2017)
14. Hu, W., Fey, M., Ren, H., Nakata, M., Dong, Y., Leskovec, J.: Ogb-lsc: A large-scale challenge for machine learning on graphs. arXiv preprint arXiv:2103.09430 (2021)
15. Hu, W., Fey, M., Zitnik, M., Dong, Y., Ren, H., Liu, B., Catasta, M., Leskovec, J.: Open graph benchmark: Datasets for machine learning on graphs. *Advances in neural information processing systems* **33**, 22118–22133 (2020)
16. Jurgens, D., Kumar, S., Hoover, R., McFarland, D., Jurafsky, D.: Measuring the evolution of a scientific field through citation frames. *Transactions of the Association for Computational Linguistics* **6**, 391–406 (2018)
17. Kang, H.B., Qian, X., Hope, T., Shahaf, D., Chan, J., Kittur, A.: Augmenting scientific creativity with an analogical search engine. *ACM Transactions on Computer-Human Interaction* (2022)
18. Manghi, P., Bardi, A., Atzori, C., Baglioni, M., Manola, N., Schirrwagen, J., Principe, P.: The openaire research graph data model (Apr 2019). <https://doi.org/10.5281/zenodo.2643199>, <https://doi.org/10.5281/zenodo.2643199>
19. Nielsen, F.Å., Mietchen, D., Willighagen, E.: Scholia and scientometrics with wiki-data. In: *Scientometrics 2017*. pp. 237–259 (November 2017). https://doi.org/10.1007/978-3-319-70407-4_36, <https://arxiv.org/pdf/1703.04222>

20. Ostendorff, M., Rethmeier, N., Augenstein, I., Gipp, B., Rehm, G.: Neighborhood contrastive learning for scientific document representations with citation embeddings. arXiv preprint arXiv:2202.06671 (2022)
21. Ostendorff, M., Rethmeier, N., Augenstein, I., Gipp, B., Rehm, G.: Neighborhood contrastive learning for scientific document representations with citation embeddings. In: Proceedings of the 2022 Conference on Empirical Methods in Natural Language Processing. pp. 11670–11688. Association for Computational Linguistics, Abu Dhabi, United Arab Emirates (Dec 2022), <https://aclanthology.org/2022.emnlp-main.802>
22. Price, D.J.D.S.: Networks of scientific papers: The pattern of bibliographic references indicates the nature of the scientific research front. *Science* **149**(3683), 510–515 (1965)
23. Priem, J., Piwowar, H., Orr, R.: Openalex: A fully-open index of scholarly works, authors, venues, institutions, and concepts. arXiv preprint arXiv:2205.01833 (2022)
24. Stocker, M., Oelen, A., Jaradeh, M.Y., Haris, M., Oghli, O.A., Heidari, G., Hussein, H., Lorenz, A.L., Kabenamualu, S., Farfar, K.E., et al.: Fair scientific information with the open research knowledge graph. *FAIR Connect* **1**(1), 19–21 (2023)
25. Sun, Z., Deng, Z.H., Nie, J.Y., Tang, J.: Rotate: Knowledge graph embedding by relational rotation in complex space. arXiv preprint arXiv:1902.10197 (2019)
26. Traag, V.A., Waltman, L., Van Eck, N.J.: From louvain to leiden: guaranteeing well-connected communities. *Scientific reports* **9**(1), 1–12 (2019)
27. Trouillon, T., Welbl, J., Riedel, S., Gaussier, É., Bouchard, G.: Complex embeddings for simple link prediction. In: International conference on machine learning. pp. 2071–2080. PMLR (2016)
28. Uzzi, B., Mukherjee, S., Stringer, M., Jones, B.: Atypical combinations and scientific impact. *Science* **342**(6157), 468–472 (2013)
29. Vrandečić, D., Krötzsch, M.: Wikidata: a free collaborative knowledgebase. *Communications of the ACM* **57**(10), 78–85 (2014)
30. Wade, A.D.: The semantic scholar academic graph (s2ag). In: Companion Proceedings of the Web Conference 2022. pp. 739–739 (2022)
31. Zheng, D., Song, X., Ma, C., Tan, Z., Ye, Z., Dong, J., Xiong, H., Zhang, Z., Karypis, G.: Dgl-ke: Training knowledge graph embeddings at scale. In: Proceedings of the 43rd International ACM SIGIR Conference on Research and Development in Information Retrieval. pp. 739–748 (2020)