

Neural Time Series Analysis with Fourier Transform: A Survey

Kun Yi¹, Qi Zhang^{1,2}, Shoujin Wang² and Hui He¹, Guodong Long², Zhendong Niu¹

¹Beijing Institute of Technology

²University of Technology Sydney

{yikun, hehui617, zhangqi_cs, zniu}@bit.edu.cn, {shoujin.wang, guodong.long}@uts.edu.au

Abstract

Recently, Fourier transform has been widely introduced into deep neural networks to further advance the state-of-the-art regarding both accuracy and efficiency of time series analysis. The advantages of the Fourier transform for time series analysis, such as efficiency and global view, have been rapidly explored and exploited, exhibiting a promising deep learning paradigm for time series analysis. However, although increasing attention has been attracted and research is flourishing in this emerging area, there lacks a systematic review of the variety of existing studies in the area. To this end, in this paper, we provide a comprehensive review of studies on neural time series analysis with Fourier transform. We aim to systematically investigate and summarize the latest research progress. Accordingly, we propose a novel taxonomy to categorize existing neural time series analysis methods from four perspectives, including characteristics, usage paradigms, network design, and applications. We also share some new research directions in this vibrant area.

1 Introduction

Time series data is amongst the most ubiquitous data types, and has penetrated nearly each corner of our daily life [Dama and Sinoquet, 2021], e.g., user-item interaction series in e-commerce domain, stock price series over time in finance domain. In recent years, time series analysis has attracted rapidly increasing attention from academia and industry. It has played a critical role in a wide variety of real-world application domains to address significant challenges around us long-lastingly, such as traffic monitoring [Bai *et al.*, 2020], financial analysis [Feng *et al.*, 2019], and COVID-19 prediction [Chen *et al.*, 2022a], through forecasting [Benidis *et al.*, 2022], anomaly detection [Darban *et al.*, 2022], and classification [Fawaz *et al.*, 2019].

However, time series analysis is extremely challenging due to the complexity of its data characteristics, such as intricate spatial correlations and temporal dependencies, the non-stationary over time, and incomplete observations. Among the various complexities, intricate spatial correlations and

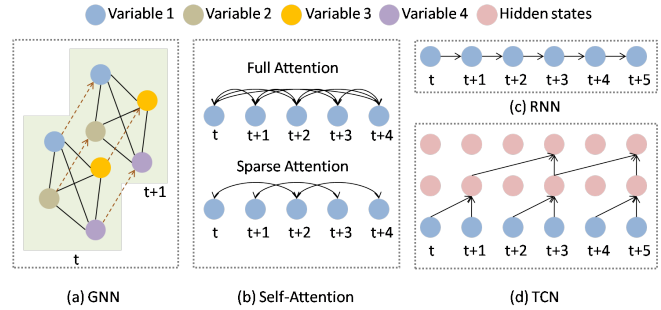


Figure 1: Illustration of the working mechanisms of GNN, self-attention, RNN, and TCN. (a) GNN constructs a graph connecting variables at each timestamp. (b) Self-Attention builds full or sparse temporal connections for each variable. (c) RNN recursively updates with new inputs at each time step. (d) TCN consists of a stack of causal convolutional layers with exponentially enlarged dilation factors.

temporal dependencies have been proven to be extremely critical and challenging for time series modeling and analysis. How to well model such complexity and to address the corresponding challenge has been the core research problem in this area [Dama and Sinoquet, 2021; Benidis *et al.*, 2022].

Accordingly, mainstream time series models have been devoted to modeling complex spatial and temporal dependencies to enhance downstream application tasks. They leverage sequential models, such as recurrent neural networks (RNNs) [Lai *et al.*, 2018; Hundman *et al.*, 2018], temporal convolutional networks (TCNs) [Bai *et al.*, 2018], and Transformer [Zhou *et al.*, 2021; Xu *et al.*, 2022], to capture temporal dependencies, and perform convolutional networks, such as convolutional neural networks (CNNs) [Li *et al.*, 2018] and graph neural networks (GNNs) [Chen *et al.*, 2022b], to account for spatial correlations. Although achieving good results, inherent drawbacks of those time-domain modelings limit their capabilities for capturing critical patterns for time series analysis. For example, GNNs are constructed on variable-wise connections as illustrated in Fig. 1(a), and the sequential models (i.e., Transformer, RNN, and TCN) are based on timestamp-wise connections as shown in Fig. 1(b),(c), and (d), respectively. These point-wise connections fail to connect the whole or sub sequence, therefore, they are usually incapable of modeling common

but complex global patterns, such as periodic patterns of seasonality and trends, in time series [Yang *et al.*, 2022; Woo *et al.*, 2022]. These inherent drawbacks inspire researchers to address the complexity and challenges of time series from a different perspective.

Recently, deep learning based on Fourier transform has gained growing interest in the machine learning community [Xu *et al.*, 2020; Chi *et al.*, 2020; Guibas *et al.*, 2022; Zhou *et al.*, 2022a]. These models have delivered efficient learning paradigms in time series analysis and achieved impressive performances regarding both efficiency and effectiveness [Wu *et al.*, 2021; Zhou *et al.*, 2022c; Zhang *et al.*, 2022a]. This is attributed to the advantage of Fourier transform. For example, the Fourier transform facilitates obtaining frequency spectrums that have abundant periodic information for time series analysis, e.g., seasonal patterns, and have a global view of time series that is helpful for capturing global characteristics of time series. In addition, we can obtain multi-scale representations and multi-frequency components of time series in the frequency domain, beneficial to capture informative features for time series modeling. Another important merit of the Fourier transform is that it can be efficiently performed in the frequency domain, which saves plenty of computation costs in neural time series analysis. Accordingly, it is beneficial to summarize and analyze the advantages of the Fourier transform to instruct the following researchers in this area. A systematic and comprehensive survey on the emerging area, i.e., neural time series analysis with Fourier transform, also greatly benefits the time series community. However, to the best of our knowledge, the advantaged characteristics of the Fourier transform have not yet been summarized in the literature. It is also a lack of such a review of the latest research progress of existing neural time series models based on the Fourier transform.

In this paper, we aim to fill the aforementioned gap by reviewing existing deep learning methods for time series with Fourier transform. Specifically, we first analyze the characteristics of the Fourier transform. Then, we summarize existing frequency-based models in terms of how to take advantage of these characteristics to enhance the accuracy or efficiency of time series analysis. Subsequently, we introduce the concrete implementation of these models from the data type perspective. After that, we categorize and analyze frequency-based methods based on common time series tasks, including forecasting, anomaly detection, and classification. Correspondingly, we propose a new taxonomy for time series analysis in the frequency domain, as illustrated in Fig. 2. Finally, we discuss the limitations of the frequency domain and enlighten new avenues of future directions for time series analysis in the frequency domain. To the best of our knowledge, this paper is the first work to comprehensively and systematically review neural time series analysis with Fourier transform.

2 Preliminaries

In this section, we briefly introduce common Fourier transform methods that transform time-domain data to frequency spectral, including Discrete Fourier Transform (DFT), Discrete Cosine Transform (DCT), and Discrete Wavelet Trans-

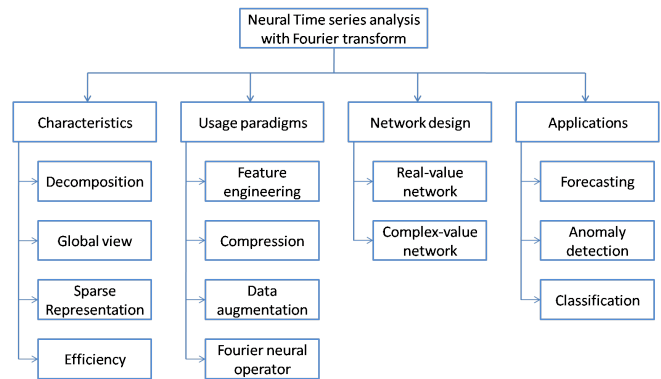


Figure 2: A taxonomy of neural time series analysis with Fourier transform from four perspectives. (1) Characteristics. It discusses the characteristics of Fourier transform. (2) Usage paradigms. It summarizes the frequency-based models in terms of how they take advantage of the characteristics of Fourier transform. (3) Network design. It introduces how existing methods design neural networks to leverage the frequency information. (4) Applications. It categorizes the common tasks in time series analysis.

form (DWT). Besides, we describe Convolution Theorem, the most important property of the Fourier transform.

2.1 Discrete Fourier Transform

DFT plays an important role in the area of digital signal processing. Given a sequence $x[n]$ with the length of N , the 1D DFT converts $x[n]$ into the frequency domain by:

$$\mathcal{X}[k] = \sum_{n=0}^{N-1} x[n] e^{-j(2\pi/N)kn}, \text{ s.t., } k = 0, 1, \dots, N-1 \quad (1)$$

where j is the imaginary unit and $\mathcal{X}[k]$ represents the spectrum of $x[n]$ at the frequency $\omega_k = 2\pi k/N$. The spectrum $\mathcal{X} \in \mathbb{C}^k$ consists of real parts $\text{Re} \in \mathbb{R}^k$ and imaginary parts $\text{Im} \in \mathbb{R}^k$ as follows:

$$\text{Re} = \sum_{n=0}^{N-1} x[n] \cos(2\pi/N)kn \quad (2)$$

$$\text{Im} = - \sum_{n=0}^{N-1} x[n] \sin(2\pi/N)kn \quad (3)$$

$$\mathcal{X} = \text{Re} + j \text{Im} \quad (4)$$

The amplitude part A and phase part θ of \mathcal{X} is defined as:

$$A = \sqrt{\text{Re}^2 + \text{Im}^2} \quad (5)$$

$$\theta = \arctan\left(\frac{\text{Im}}{\text{Re}}\right) \quad (6)$$

2.2 Discrete Cosine Transform

Discrete Cosine Transform (DCT) has emerged as the de-facto image transformation in most visual systems. The most

common 1-D DCT $C(k)$ of a data sequence $x[n]$ is defined as

$$C(k) = \alpha(k) \sum_{n=0}^{N-1} x[n] \cos \left[\frac{\pi(2n+1)k}{2N} \right] \quad (7)$$

where $k = 0, 1, \dots, N-1$ and $\alpha(k)$ is defined as

$$\alpha(k) = \begin{cases} \sqrt{\frac{1}{N}}, & \text{for } k = 0 \\ \sqrt{\frac{2}{N}}, & \text{for } k \neq 0 \end{cases} \quad (8)$$

DCT only retains the real parts of DFT and roughly equivalent to DFT that has twice its length. It often performs on real data with even symmetry or in some variants where the input or output data are shifted by half a sample.

2.3 Discrete Wavelet Transform

Discrete Wavelet Transform (DWT) has been shown to be an appropriate tool for time-frequency analysis. It decomposes a given signal into a number of sets in which each set is a time series of coefficients describing the time evolution of the signal in the corresponding frequency band.

For a signal $x(t)$, the wavelet transform WT can be expressed as

$$\text{WT}(a, b) = \int_{-\infty}^{\infty} x(t) \Psi_{a,b}(t) dt = \langle x(t), \Psi_{a,b}(t) \rangle \quad (9)$$

where Ψ is the wavelet basis function and its generation can be defined by

$$\Psi_{a,b}(t) = \frac{1}{\sqrt{a}} \Psi \left(\frac{t-b}{a} \right) \quad (10)$$

where a and b are the scaling and translation factors respectively. DWT discretizes the scale factor a and the translation factor b as follows:

$$a = a_0^m, b = ka_0^m b_0, \quad m, k \in \mathbb{Z} \quad (11)$$

Typically, a_0 is set to 2 and b_0 is set to 1. Then the DWT can be defined as

$$\text{DWT}(a, b) = a_0^{-m/2} \int_{-\infty}^{\infty} x(t) \Psi(a_0^{-m}t - kb_0)(t) dt \quad (12)$$

In contrast to DFT and DCT, a wavelet transform has an ability to identify the locations containing observed frequency content, while the DFT and DCT can only extract pure frequencies from the signal. Hence, DWT can perform time-frequency analysis. In addition, DWT can obtain different resolution representations [Mallat, 1989] by changing the scaling and translation factors. In Table 1, we further compare the three Fourier transform methods. From the table, we can find that except DFT, the output value type of both DCT and DWT is real value. The basis function of DFT, DCT, and DWT are trigonometric function (i.e., sine and cosine function), cosine function, and wavelet functions respectively, and all of them are orthonormal transforms. Except DWT, both DFT and DCT can not indicate the locations of the extracted frequencies. In other words, only DWT can perform time-frequency analysis.

Fourier transform	basis function	output value type	time-frequency
DFT	sine+cosine	complex	no
DCT	cosine	real	no
DWT	wavelet	real	yes

Table 1: Comparison of DFT, DCT, and DWT.

2.4 Convolution Theorem

The convolution theorem [Soliman and Srinath, 1990] states the Fourier transform of a circular convolution of two signals equals the point-wise product of their Fourier transforms in the frequency domain. Given a signal $x[n]$ and a filter $h[n]$, the convolution theorem can be defined as follows:

$$\mathcal{F}(x[n] * h[n]) = \mathcal{F}(x)\mathcal{F}(h) \quad (13)$$

where $x[n] * h[n] = \sum_{m=0}^{N-1} h[m]x[(n-m)_N]$, $(n-m)_N$ denotes $(n-m)$ modulo N , and $\mathcal{F}(x)$ and $\mathcal{F}(h)$ denote discrete Fourier transform of $x[n]$ and $h[n]$, respectively.

According to the convolution theorem, the point-wise product of frequency spectrums of two sequences is equivalent to their circular convolution in the time domain, where the product with a larger receptive field of the whole sequences better captures the overall characteristics (e.g., periodicity) and requires less computation cost.

3 Characteristics of Fourier Transform

In this section, we analyze the advantaged characteristics of Fourier Transform, including decomposition, global view, sparse representation, and efficiency.

Decomposition. Fourier transform can decompose the original time series into different frequency components that embody vital information of time series, such as periodic patterns of seasonality and trends. In particular, DWT can decompose a time series into a group of sub-series with frequencies ranked from high to low and obtains multi-scale representations. Generally, a short-term time series analysis usually depends on high-frequency patterns while a long-term analysis focuses more on the low-frequency components. By decomposing time series into multi-frequency components by Fourier transform, it is naturally helpful to figure out and obtain beneficial information for time series analysis.

Global View. According to Eq. 1, a frequency spectrum is calculated through the summation of all signals over time. Accordingly, each spectrum element in the frequency domain attends to all timestamps in the time domain, as shown in Fig. 3(a) and illustrating that a spectrum has a global view of the whole sequence of time series. In addition, according to the convolution theorem (see Eq. 13), the point-wise product of frequency spectrums also captures the global characteristics of the whole sequence, inspiring to parameterize global learnable filters in the frequency domain.

Sparse Representation. Fourier transform can provide a sparse representation for sequences. As illustrated in Fig. 3(b), as the frequency increases, the corresponding amplitude gets smaller and close to zero, indicating that we can use less coefficients to represent the whole sequence. In other words, Fourier transform has an property of *energy compaction*. For

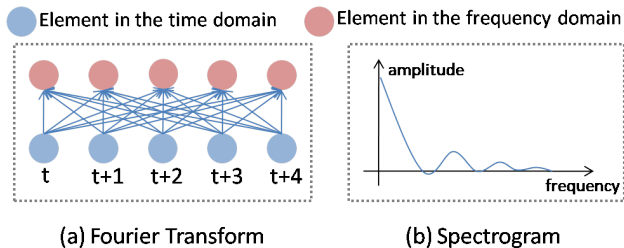


Figure 3: Illustration of Fourier transform. (a) Fourier transform. Fourier Transform generates frequency spectrum in the frequency domain which has a global view with each element attending to all timestamps. (b) Spectrogram. As the frequency increases, the amplitude of Fourier transform becomes smaller. The Fourier coefficients are mostly small or equal to zero, having a much smaller support compared to the input size.

example, the important features of signals captured by a subset of DWT coefficients are typically much smaller than the original. Specifically, using DWT, it ends up with the same number of coefficients as the original signal where many of the coefficients may be close to zero. Accordingly, we can utilize the small number of non-zero coefficients to represent the original signal.

Efficiency. Since the basis functions in Fourier transform can be pre-computed offline and then multiplied with any input, the basic function points do not change. This property reduces the number of mathematical computation (i.e., multiplications and additions) and facilitates improving computation efficiency. Moreover, according to the convolution theorem, convolution in the time domain corresponds to Hadamard point-wise product in the frequency domain, which allows for convolution to be calculated more efficiently using Fast Fourier Transforms (FFTs). Therefore, considering the efficiency of the Fourier transform, convolution calculated in the frequency domain involves significantly fewer computational operations.

4 Usage Paradigms

In this section, we systematically summarize and discuss the research categorization and progress in terms of how to utilize the Fourier transform to enhance time series analysis, i.e., usage paradigms. Given that it is an emerging field with limited reference sources in the community, we review the literature including other research areas, some of which can be borrowed for time series analysis. In Fig. 4, we further illustrate the relationships between the usage paradigms and characteristics of Fourier transform.

4.1 Feature Engineering

As aforementioned before, Fourier transform can decompose a time domain signal into different frequency components, each of which represents a periodic pattern. Besides, the spectrum has a global view of time series and the calculation in the frequency domain can better capture the overall characteristics. To leverage these properties, previous works employ Fourier transform (DFT, DCT, and DWT) as feature

engineering tools to obtain frequency domain patterns. Basically, they utilize frequency information to model three main patterns, including the periodic patterns, the multi-scale patterns, and the global characteristics.

Periodic. Compared to time domain, the frequency domain can provide vital information for time series, such as seasonality. Prior models take the advantages of frequency domain information for periodic analysis, and use it as an important complement to the time domain information. [Yang *et al.*, 2022] proposes a frequency-domain block to capture dynamic and complicated periodic patterns of time series data, and integrates deep learning networks with frequency patterns. [Zhang *et al.*, 2022a] utilizes a frequency domain analysis branch to detect complex pattern anomalies, e.g., periodic anomaly. [Woo *et al.*, 2022] learns the trend representations in the time domain, whereas the seasonal representations are learned by a Fourier layer in the frequency domain.

Multi-Scale. One big challenge for time series analysis is that there are intricate entangled temporal dynamics among time series data. To address this challenge, some methods try to solve it in terms of frequency domain. They disentangle temporal patterns by decomposing time series data into different frequency components. [Hu and Qi, 2017] separates the memory states of RNN into different frequency states such that they can explicitly learn the dependencies of both the low and high frequency patterns. [Zhang *et al.*, 2017] explicitly decomposes trading patterns into various frequency components and each component models a particular frequency of latent trading pattern underlying the fluctuation of stock price. Recently, wavelet-based models have shown competitive performances since wavelet transform can retain both time and frequency information and obtain multi-resolution representations. [Wang *et al.*, 2018] proposes a wavelet-based neural network structure for building frequency-aware deep learning models for time series analysis. [Wen *et al.*, 2021] applies maximal overlap discrete wavelet transform to decouple time series into multiple levels of wavelet coefficients and then detect single periodicity at each level.

Global Receptive Field. Existing time domain methods construct their models based on point-wise connections (see Fig. 1), which prevent them from capturing series-level patterns, such as overall characteristics of time series. Considering the global view property of frequency domain, some works leverage frequency information to attend to series-level patterns. [Zhou *et al.*, 2022c] combines Fourier analysis with the Transformer which helps Transformer better capture global properties of time series. [Zhang *et al.*, 2022a] integrates the frequency domain analysis branch with the time domain analysis branch and detects seasonality anomaly in the frequency domain. Besides, some works introduce frequency domain analysis to improve the neural networks in order to address their inherent drawbacks. Vanilla convolutions in modern deep networks are known to operate locally, which causes low efficacy in connecting two distant locations in the network. To mitigate the locality limitation of convolutions, [Chi *et al.*, 2019] converts data into frequency domain and proposes a spectral residual learning for achieving fully global receptive field, and [Chi *et al.*, 2020] harnesses the Fourier spectral theory and designs an operation unit to lever-

age frequency information for enlarging the receptive field of vanilla convolutions.

4.2 Compression

In the previous section, we have discussed the energy compaction property of Fourier transform. As illustrated in Fig. 3(b), the energy is concentrated in the lower frequencies. Motivated by this property, previous works utilize Fourier transform to obtain sparse representations and remove redundant information (i.e., high frequency components) in the frequency domain. Moreover, since noise signals usually appears as high frequencies, it is easy to filter out them in the frequency domain. For example, in [Zhou *et al.*, 2022b], authors view time series forecasting from the sequence compression perspective and applies Fourier analysis to keep the part of the representation related to low-frequency Fourier components to remove the impact of noises. [Rippel *et al.*, 2015] proposes spectral pooling that performs dimensionality reduction by truncating the representation in the frequency domain because energy is heavily concentrated in the lower frequencies. [Xu *et al.*, 2020] proposes a learning-based frequency selection method to identify the trivial frequency components while removing redundant information.

In addition to data/representation compression, to reduce storage and memory requirements of neural networks, some methods utilize DCT to compress model size, such as compressing CNN and channel attention. [Chen *et al.*, 2016] converts CNN filter weights to the frequency domain with DCT and uses a low-cost hash function to randomly group frequency parameters into hash buckets. To compress and speed up CNNs, [Wang *et al.*, 2019] treats convolution filters as images and decomposes their representations in the DCT frequency domain by discarding a large number of low-energy frequency coefficients without significantly compression romising accuracy. [Qin *et al.*, 2021] generalizes the compression of the channel attention mechanism in the DCT frequency domain and proposes a multi-spectral channel attention for frequency components selection.

4.3 Data Augmentation

Recently, a few studies investigate data augmentation from frequency domain perspective for time series. Since frequency domain contains some vital information for time series analysis, such as periodic patterns, existing methods incorporate frequency domain features with time domain features for data augmentations with the aim of enhancing time series representations. For example, CoST [Woo *et al.*, 2022] incorporates a novel frequency domain contrastive loss which encourages discriminative seasonal representations and side steps the issue of determining the period of seasonal patterns present in the time series data. BTSF [Yang and Hong, 2022] fuses the temporal and spectral features to enhance the discriminativity and expressiveness of the representations.

More recently, different from CoST and BTSF that apply Fourier transform after augmenting samples in the time domain, one new approach named TF-C [Zhang *et al.*, 2022b] introduces frequency domain augmentations that it directly perturbs the frequency spectrum. It develops frequency-based

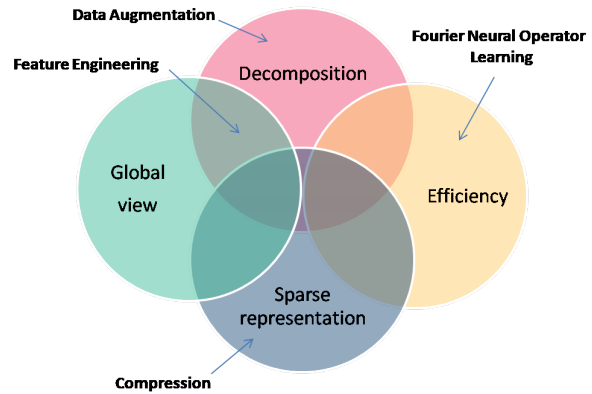


Figure 4: Relationships between usage paradigms and characteristics of Fourier transform

contrastive augmentation to leverage rich spectral information and directly perturbs the frequency spectrum to leverage frequency-invariance for contrastive learning. Compared to performing data augmentations directly in the frequency domain (e.g., TF-C), applying the FFT after augmenting samples in the time domain (e.g., CoST and BTSF) may lead to information loss.

4.4 Fourier Neural Operator Learning

According to Convolution Theorem, differentiation is equivalent to multiplication in the Fourier domain [Li *et al.*, 2021]. This efficiency property makes Fourier transform frequently used to solve differential equations.

Recently, Fourier Neural Operators (FNOs), which is as currently the most promising one of the neural operators [Kovachki *et al.*, 2021], have been proposed as an effective framework to solve partial differential equations (PDEs). [Li *et al.*, 2021] parameterize the integral kernel directly in the Fourier space, allowing for an expressive and efficient architecture for partial differential equations. [Gupta *et al.*, 2021] introduces a multiwavelet-based neural operator learning scheme that compresses the associated operator’s kernel using fine-grained wavelets which enable numerically efficient representation.

More recently, FNO has been introduced in other domains, such as computer vision tasks and time series forecasting. [Guibas *et al.*, 2022] frames token mixing as operator learning and proposes an efficient token mixer that learns to mix in the Fourier domain. [Zhou *et al.*, 2022c] proposes Fourier enhanced blocks and Wavelet enhanced blocks to capture important structures in time series through frequency domain mapping. [Yi *et al.*, 2022] reformulates the graph convolution operator in the frequency domain and efficiently computes graph convolutions over a supra-graph which represents non-static correlations between any two variables at any two timestamps.

5 Network Design

In this section, we further discuss how existing related models design their neural networks to leverage frequency informa-

tion. Since the output value types of Fourier transform are complex and real (see Table 1), we discuss the network design from the two perspectives.

5.1 Complex-Value Network

The output value type of DFT is complex. The complex value can be represented by two ways, one is by real part and imaginary part (see Eq. 4), the other is by amplitude part and phase part (see Eqs. 5 and 6). Although we can retain one part to simplify the calculation, such as discarding imaginary components [Godfrey and Gashler, 2018], this may lead to information loss.

In fact, there are mainly two approaches for performing neural networks on complex value. One approach is to treat each part of complex value as a feature and then feed them to neural networks, respectively. Afterwards, the output of corresponding networks are combined as a complex type (e.g., like Eq. 4), then the inverse DFT are executed and transmitted to the time domain. For example, StemGNN [Cao *et al.*, 2020] conducts convolutions on real part and phase part, respectively, and concatenate them as a complex value and apply IDFT. ATFN [Yang *et al.*, 2022] utilizes two neural networks to process the amplitude part and phase part.

The other one is to conduct complex multiplication in the frequency domain directly. FNO [Li *et al.*, 2021] first filters out the higher frequencies and then performs complex multiplication on the lower frequencies. FEDformer [Zhou *et al.*, 2022c] randomly samples few frequencies and conducts complex multiplication with a parameterized kernel. Compared to them, EV-FGN [Yi *et al.*, 2022] performs complex multiplication with a frequency-invariant parameterized kernel on all frequencies.

5.2 Real-Value Network

The output value type of DCT and DWT is real, hence commonly used network structures can be directly applied to them, such as LSTM and CNN. Besides, although the output value type of DFT is complex, some works discard one part, such as phase part [Zhang *et al.*, 2017], and thus their network design also belong to real value network. However, except for capturing frequency patterns, in contrast to other network design, one main purpose of network design for frequency-based models is the frequency component selection to decide which component is discriminative or critical.

For example, [Xu *et al.*, 2020] converts the input to the frequency domain by DCT and groups the same frequency into one channel, and then proposes a learning-based dynamic channel selection method to identify the trivial frequency components. [Qin *et al.*, 2021] proposes to generalize global average pooling to more frequency components of DCT and designs three kinds of frequency components selection criteria. RobustPeriod [Wen *et al.*, 2021] applies DWT to decouple time series into multiple levels of wavelet coefficients, and then proposes a method to robustly calculate unbiased wavelet variance at each level and rank periodic possibilities.

6 Applications

In this section, we review the representative neural time series analysis with Fourier transform. We categorize them into three main applications, including forecasting, anomaly detection, and classification. In Table 2, we further compare them from five dimensions.

6.1 Time Series Forecasting

Time series forecasting is essential in various domains, such as decision making and financial analysis. Recently, some methods leverage frequency information to improve the accuracy or efficiency of time series forecasting. SFM [Zhang *et al.*, 2017] decomposes the hidden states of memory cells into multiple frequency components and models multi-frequency trading patterns. StemGNN [Cao *et al.*, 2020] learns spectral representations which are easier to recognized after DFT. Autoformer [Wu *et al.*, 2021] leverages FFT to calculate auto-correlation efficiently. FEDformer [Zhou *et al.*, 2022c] captures the global view of time series in the frequency domain. CoST [Woo *et al.*, 2022] learns the seasonal representations in the frequency domain. FiLM [Zhou *et al.*, 2022b] utilizes Fourier analysis to keep low-frequency Fourier components. EV-FGN [Yi *et al.*, 2022] applies FNO to efficiently perform graph convolutions to capture the spatial-temporal dependencies simultaneously.

6.2 Time Series Anomaly Detection

In recent years, frequency-based models has been introduced in anomaly detection. SR [Ren *et al.*, 2019] extracts the spectral residual in frequency domain for detecting the anomaly. RobustTAD [Gao *et al.*, 2020] explores the data augmentation methods in the frequency domain to further increase labeled data. PFT [Park *et al.*, 2021] proposes partial Fourier transform for anomaly detection with an order of magnitude of speedup without sacrificing accuracy. TFAD [Zhang *et al.*, 2022a] takes the advantage of frequency domain analysis for seasonality anomaly.

6.3 Time Series Classification

Time series classification is an important and challenging problem in time series analysis. Recently, a few models have considered frequency domain information to perform this task. RCF [Wang *et al.*, 2018] extracts distinguishing features from the DWT decomposed results. WD [Khan and Yener, 2018] uses wavelet functions with adjustable scale parameters to learn the spectral decomposition directly from the signal. BTSF [Yang and Hong, 2022] fuses time and spectral information to enhance the discriminativity and expressiveness of the representations. TF-C [Zhang *et al.*, 2022b] develops frequency-based contrastive augmentation to leverage rich spectral information and explore time-frequency consistency in time series.

7 Discussion for Future Opportunities

In this section, we discuss and enlighten new avenues of future research for neural time series analysis with Fourier transform.

Models	Fourier transform	Characteristics	Usage paradigms	Network design	Applications
SFM [Zhang <i>et al.</i> , 2017]	DFT	decomposition	feature engineering	real-value	Forecasting
StemGNN [Cao <i>et al.</i> , 2020]	DFT	decomposition	feature engineering	complex-value	Forecasting
Autoformer [Wu <i>et al.</i> , 2021]	DFT	global view efficiency	feature engineering	complex-value	Forecasting
FEDformer [Zhou <i>et al.</i> , 2022c]	DFT	global view efficiency	feature engineering operator learning	complex-value	Forecasting
CoST [Woo <i>et al.</i> , 2022]	DFT	decomposition	data augmentation	complex-value	Forecasting
FiLM [Zhou <i>et al.</i> , 2022b]	DFT	sparse representation	compression	complex-value	Forecasting
EV-FGN [Yi <i>et al.</i> , 2022]	DFT	efficiency	operator learning	complex-value	Forecasting
SR [Ren <i>et al.</i> , 2019]	DFT	decomposition	feature engineering	complex-value	Anomaly detection
RobustTAD [Gao <i>et al.</i> , 2020]	DFT	decomposition	data augmentation	complex-value	Anomaly detection
PFT [Park <i>et al.</i> , 2021]	DFT	sparse representation	compression	complex-value	Anomaly detection
TFAD [Zhang <i>et al.</i> , 2022a]	DWT	decomposition	feature engineering	real-value	Anomaly detection
RCF [Wang <i>et al.</i> , 2018]	DWT	decomposition	feature engineering	real-value	Classification
WD [Khan and Yener, 2018]	DWT	decomposition	feature engineering	real-value	Classification
BTSF [Yang and Hong, 2022]	DFT	decomposition	data augmentation	complex-value	Classification Forecasting
TF-C [Zhang <i>et al.</i> , 2022b]	DFT	decomposition	data augmentation	complex-value	Classification Forecasting

Table 2: Summary of representative neural models with Fourier transform in time series forecasting, anomaly detection, and classification.

7.1 Leveraging New Orthogonal Transform Technology

Recent studies have shown the efficiency and effectiveness of orthogonal transform which serves as an plug-in operation in neural networks, including Fourier transform and polynomial family. Some new orthogonal transform technologies have been introduced in neural networks and achieved good results. For example, FiLM [Zhou *et al.*, 2022b] exploits the Legendre projection, which is one type of orthogonal polynomials, to update the representation of time series. [Park *et al.*, 2021] proposes Partial Fourier Transform (PFT) to reduce complexity from $O(N \log N)$ to $O(N + M \log M)$ where $M \ll N$. The Fractional Fourier transform (FrFT) has been proven to be desirable for noise removal and can enhance the discrimination between anomalies and background [Tao *et al.*, 2019]. In [Zhao *et al.*, 2022a], authors utilize FrFT to enhance efficient feature fusion and comprehensive feature extraction. [Zhao *et al.*, 2022b] leverages FrFT to enable flexible extraction of global contexts and sequential spectral information.

In future, it would be a promising direction to incorporate more new orthogonal transform technologies for deep learning in time series analysis, such as orthogonal polynomials, DCT, and FrFT.

7.2 Combination of Fourier Transform with Deep Learning

Since the basis function of Fourier transform is fix (e.g., trigonometric function and wavelet function), the extracted frequency features are domain invariant. In other words, the features are insensitive to unexpected noise or to changing conditions.

To mitigate the limitation, few previous works combine Fourier analysis with the learning ability of neural network. mWDN [Wang *et al.*, 2018] proposes a wavelet-based neu-

ral network structure, in which all parameters can be fine-tuned to fit training data of different learning tasks. [Khan and Yener, 2018] proposes a method to efficiently optimize the parameters of the spectral decomposition based on the wavelet transform in a neural network framework. [Michau *et al.*, 2022] mimics the fast DWT cascade architecture utilizing the deep learning framework. These methods have shown promising performances, and in future, combination of Fourier transform with deep learning deserves further investigating.

7.3 Combination of Learning in the Time and Frequency Domain

Fourier transform only uses periodic components, and thus cannot accurately model the non-periodic aspects of a signal, such as a linear trend [Godfrey and Gashler, 2018]. Moreover, according to the uncertainty principle [Zhang *et al.*, 2022a], designing a model with a single structure that can capture the time and frequency patterns simultaneously is difficult.

As a result, in future, an interesting direction is to take the advantage of corresponding characteristics of learning in the time and frequency domain to improve the accuracy and efficiency in time series analysis. Few works have tried to learn representations in the time and frequency domain, respectively. For example, CoST [Woo *et al.*, 2022] learns the trend representations in the time domain and the seasonal representations in the frequency domain. However, it only performs data augmentations in the time domain and learn time and frequency representations separately. More time-frequency representation learning methods are required in the future.

8 Conclusion

In this paper, we provide a comprehensive survey on neural time series analysis with Fourier transform. We organize the reviewed methods from four perspectives, includ-

ing characteristics, usage paradigms, network design, application, and highlight future research directions. To the best of our knowledge, this paper is the first work to comprehensively and systematically review neural time series analysis with Fourier transform, which would greatly benefit the time series community. We also provide a collection of source lists to benefit the community, which is available at https://github.com/BIT-Yi/time_series_frequency.

References

- [Bai *et al.*, 2018] Shaojie Bai, J. Zico Kolter, and Vladlen Koltun. An empirical evaluation of generic convolutional and recurrent networks for sequence modeling. *CoRR*, abs/1803.01271, 2018.
- [Bai *et al.*, 2020] Lei Bai, Lina Yao, Can Li, Xianzhi Wang, and Can Wang. Adaptive graph convolutional recurrent network for traffic forecasting. In *NeurIPS*, 2020.
- [Benidis *et al.*, 2022] Konstantinos Benidis, Syama Sundar Rangapuram, Valentin Flunkert, Yuyang Wang, Danielle Maddix, Caner Turkmen, Jan Gasthaus, Michael Bohlke-Schneider, David Salinas, Lorenzo Stella, François-Xavier Aubet, Laurent Callot, and Tim Januschowski. Deep learning for time series forecasting: Tutorial and literature survey. *ACM Computing Surveys*, 55, 2022.
- [Cao *et al.*, 2020] Defu Cao, Yujing Wang, Juanyong Duan, Ce Zhang, Xia Zhu, Congrui Huang, Yunhai Tong, Bixiong Xu, Jing Bai, Jie Tong, and Qi Zhang. Spectral temporal graph neural network for multivariate time-series forecasting. In *NeurIPS*, 2020.
- [Chen *et al.*, 2016] Wenlin Chen, James T. Wilson, Stephen Tyree, Kilian Q. Weinberger, and Yixin Chen. Compressing convolutional neural networks in the frequency domain. In *KDD*, pages 1475–1484. ACM, 2016.
- [Chen *et al.*, 2022a] Yuzhou Chen, Ignacio Segovia-Dominguez, Baris Coskunuzer, and Yulia Gel. TAMP-s2GCNets: Coupling time-aware multipersistence knowledge representation with spatio-supra graph convolutional networks for time-series forecasting. In *ICLR*, 2022.
- [Chen *et al.*, 2022b] Zekai Chen, Dingshuo Chen, Xiao Zhang, Zixuan Yuan, and Xiuzhen Cheng. Learning graph structures with transformer for multivariate time-series anomaly detection in iot. *IEEE Internet Things J.*, 9(12):9179–9189, 2022.
- [Chi *et al.*, 2019] Lu Chi, Guiyu Tian, Yadong Mu, Lingxi Xie, and Qi Tian. Fast non-local neural networks with spectral residual learning. In *ACM Multimedia*, pages 2142–2151. ACM, 2019.
- [Chi *et al.*, 2020] Lu Chi, Borui Jiang, and Yadong Mu. Fast fourier convolution. In *NeurIPS*, 2020.
- [Dama and Sinoquet, 2021] Fatoumata Dama and Christine Sinoquet. Analysis and modeling to forecast in time series: a systematic review. *CoRR*, abs/2104.00164, 2021.
- [Darban *et al.*, 2022] Zahra Zamanzadeh Darban, Geoffrey I. Webb, Shirui Pan, Charu C. Aggarwal, and Mahsa Salehi. Deep learning for time series anomaly detection: A survey. *CoRR*, abs/2211.05244, 2022.
- [Fawaz *et al.*, 2019] Hassan Ismail Fawaz, Germain Forestier, Jonathan Weber, Lhassane Idoumghar, and Pierre-Alain Muller. Deep learning for time series classification: a review. *Data Mining and Knowledge Discovery*, 33, 2019.

- [Feng *et al.*, 2019] Fuli Feng, Xiangnan He, Xiang Wang, Cheng Luo, Yiqun Liu, and Tat-Seng Chua. Temporal relational ranking for stock prediction. *ACM Trans. Inf. Syst.*, 37(2):27:1–27:30, 2019.
- [Gao *et al.*, 2020] Jingkun Gao, Xiaomin Song, Qingsong Wen, Pichao Wang, Liang Sun, and Huan Xu. Robuststad: Robust time series anomaly detection via decomposition and convolutional neural networks. *CoRR*, abs/2002.09545, 2020.
- [Godfrey and Gashler, 2018] Luke B. Godfrey and Michael S. Gashler. Neural decomposition of time-series data for effective generalization. *IEEE Trans. Neural Networks Learn. Syst.*, 29(7):2973–2985, 2018.
- [Guibas *et al.*, 2022] John Guibas, Morteza Mardani, Zongyi Li, Andrew Tao, Anima Anandkumar, and Bryan Catanzaro. Adaptive fourier neural operators: Efficient token mixers for transformers. In *ICLR*, 2022.
- [Gupta *et al.*, 2021] Gaurav Gupta, Xiongye Xiao, and Paul Bogdan. Multiwavelet-based operator learning for differential equations. In *NeurIPS*, pages 24048–24062, 2021.
- [Hu and Qi, 2017] Hao Hu and Guo-Jun Qi. State-frequency memory recurrent neural networks. In *ICML*, volume 70 of *Proceedings of Machine Learning Research*, pages 1568–1577. PMLR, 2017.
- [Hundman *et al.*, 2018] Kyle Hundman, Valentino Constantinou, Christopher Laporte, Ian Colwell, and Tom Söderström. Detecting spacecraft anomalies using lstms and nonparametric dynamic thresholding. In *KDD*, pages 387–395. ACM, 2018.
- [Khan and Yener, 2018] Haidar Khan and Bülent Yener. Learning filter widths of spectral decompositions with wavelets. In *NeurIPS*, pages 4606–4617, 2018.
- [Kovachki *et al.*, 2021] Nikola B. Kovachki, Zongyi Li, Burigede Liu, Kamyar Azizzadenesheli, Kaushik Bhattacharya, Andrew M. Stuart, and Anima Anandkumar. Neural operator: Learning maps between function spaces. *CoRR*, abs/2108.08481, 2021.
- [Lai *et al.*, 2018] Guokun Lai, Wei-Cheng Chang, Yiming Yang, and Hanxiao Liu. Modeling long- and short-term temporal patterns with deep neural networks. In *SIGIR*, pages 95–104, 2018.
- [Li *et al.*, 2018] Yaguang Li, Rose Yu, Cyrus Shahabi, and Yan Liu. Diffusion convolutional recurrent neural network: Data-driven traffic forecasting. In *ICLR (Poster)*, 2018.
- [Li *et al.*, 2021] Zongyi Li, Nikola Borislavov Kovachki, Kamyar Azizzadenesheli, Burigede Liu, Kaushik Bhattacharya, Andrew M. Stuart, and Anima Anandkumar. Fourier neural operator for parametric partial differential equations. In *ICLR*, 2021.
- [Mallat, 1989] Stéphane Mallat. A theory for multiresolution signal decomposition: The wavelet representation. *IEEE Trans. Pattern Anal. Mach. Intell.*, 11(7):674–693, 1989.
- [Michau *et al.*, 2022] Gabriel Michau, Gaetan Frusque, and Olga Fink. Fully learnable deep wavelet transform for unsupervised monitoring of high-frequency time series. *Proceedings of the National Academy of Sciences*, 119(8), 2022.
- [Park *et al.*, 2021] Yong-chan Park, Jun-Gi Jang, and U Kang. Fast and accurate partial fourier transform for time series data. In *KDD*, pages 1309–1318. ACM, 2021.
- [Qin *et al.*, 2021] Zequn Qin, Pengyi Zhang, Fei Wu, and Xi Li. Fcanet: Frequency channel attention networks. In *ICCV*, pages 763–772. IEEE, 2021.
- [Ren *et al.*, 2019] Hansheng Ren, Bixiong Xu, Yujing Wang, Chao Yi, Congrui Huang, Xiaoyu Kou, Tony Xing, Mao Yang, Jie Tong, and Qi Zhang. Time-series anomaly detection service at microsoft. In *KDD*, pages 3009–3017. ACM, 2019.
- [Rippel *et al.*, 2015] Oren Rippel, Jasper Snoek, and Ryan P. Adams. Spectral representations for convolutional neural networks. In *NIPS*, pages 2449–2457, 2015.
- [Soliman and Srinath, 1990] S. S. Soliman and MD Srinath. Continuous and discrete signals and systems. *Prentice Hall*, 1990.
- [Tao *et al.*, 2019] Ran Tao, Xudong Zhao, Wei Li, Heng-Chao Li, and Qian Du. Hyperspectral anomaly detection by fractional fourier entropy. *IEEE J. Sel. Top. Appl. Earth Obs. Remote. Sens.*, 12(12):4920–4929, 2019.
- [Wang *et al.*, 2018] Jingyuan Wang, Ze Wang, Jianfeng Li, and Junjie Wu. Multilevel wavelet decomposition network for interpretable time series analysis. In *KDD*, pages 2437–2446. ACM, 2018.
- [Wang *et al.*, 2019] Yunhe Wang, Chang Xu, Chao Xu, and Dacheng Tao. Packing convolutional neural networks in the frequency domain. *IEEE Trans. Pattern Anal. Mach. Intell.*, 41(10):2495–2510, 2019.
- [Wen *et al.*, 2021] Qingsong Wen, Kai He, Liang Sun, Yingying Zhang, Min Ke, and Huan Xu. Robustperiod: Robust time-frequency mining for multiple periodicity detection. In *SIGMOD Conference*, pages 2328–2337. ACM, 2021.
- [Woo *et al.*, 2022] Gerald Woo, Chenghao Liu, Doyen Sahoo, Akshat Kumar, and Steven C. H. Hoi. Cost: Contrastive learning of disentangled seasonal-trend representations for time series forecasting. In *ICLR*. OpenReview.net, 2022.
- [Wu *et al.*, 2021] Haixu Wu, Jiehui Xu, Jianmin Wang, and Mingsheng Long. Autoformer: Decomposition transformers with auto-correlation for long-term series forecasting. In *NeurIPS*, pages 22419–22430, 2021.
- [Xu *et al.*, 2020] Kai Xu, Minghai Qin, Fei Sun, Yuhao Wang, Yen-Kuang Chen, and Fengbo Ren. Learning in the frequency domain. In *CVPR*, pages 1737–1746, 2020.
- [Xu *et al.*, 2022] Jiehui Xu, Haixu Wu, Jianmin Wang, and Mingsheng Long. Anomaly transformer: Time series anomaly detection with association discrepancy. In *ICLR*, 2022.

- [Yang and Hong, 2022] Ling Yang and Shenda Hong. Unsupervised time-series representation learning with iterative bilinear temporal-spectral fusion. In *ICML*, volume 162 of *Proceedings of Machine Learning Research*, pages 25038–25054. PMLR, 2022.
- [Yang *et al.*, 2022] Zhangjing Yang, Weiwu Yan, Xiaolin Huang, and Lin Mei. Adaptive temporal-frequency network for time-series forecasting. *IEEE Trans. Knowl. Data Eng.*, 34(4):1576–1587, 2022.
- [Yi *et al.*, 2022] Kun Yi, Qi Zhang, Liang Hu, Hui He, Ning An, Longbing Cao, and Zhendong Niu. Edge-varying fourier graph networks for multivariate time series forecasting. *CoRR*, abs/2210.03093, 2022.
- [Zhang *et al.*, 2017] Liheng Zhang, Charu C. Aggarwal, and Guo-Jun Qi. Stock price prediction via discovering multi-frequency trading patterns. In *KDD*, pages 2141–2149. ACM, 2017.
- [Zhang *et al.*, 2022a] Chaoli Zhang, Tian Zhou, Qingsong Wen, and Liang Sun. TFAD: A decomposition time series anomaly detection architecture with time-frequency analysis. In *CIKM*, pages 2497–2507. ACM, 2022.
- [Zhang *et al.*, 2022b] Xiang Zhang, Ziyuan Zhao, Theodoros Tsiligkaridis, and Marinka Zitnik. Self-supervised contrastive pre-training for time series via time-frequency consistency. *CoRR*, abs/2206.08496, 2022.
- [Zhao *et al.*, 2022a] Xudong Zhao, Ran Tao, Wei Li, Wilfried Philips, and Wenzhi Liao. Fractional gabor convolutional network for multisource remote sensing data classification. *IEEE Trans. Geosci. Remote. Sens.*, 60:1–18, 2022.
- [Zhao *et al.*, 2022b] Xudong Zhao, Mengmeng Zhang, Ran Tao, Wei Li, Wenzhi Liao, Lianfang Tian, and Wilfried Philips. Fractional fourier image transformer for multi-modal remote sensing data classification. *IEEE Trans. Neural Networks Learn. Syst.*, pages 1–13, 2022.
- [Zhou *et al.*, 2021] Haoyi Zhou, Shanghang Zhang, Jieqi Peng, Shuai Zhang, Jianxin Li, Hui Xiong, and Wancai Zhang. Informer: Beyond efficient transformer for long sequence time-series forecasting. In *AAAI*, pages 11106–11115, 2021.
- [Zhou *et al.*, 2022a] Kun Zhou, Hui Yu, Wayne Xin Zhao, and Ji-Rong Wen. Filter-enhanced MLP is all you need for sequential recommendation. In *WWW*, pages 2388–2399, 2022.
- [Zhou *et al.*, 2022b] Tian Zhou, Ziqing Ma, Xue Wang, Qingsong Wen, Liang Sun, Tao Yao, Wotao Yin, and Rong Jin. Film: Frequency improved legendre memory model for long-term time series forecasting. *CoRR*, abs/2205.08897, 2022.
- [Zhou *et al.*, 2022c] Tian Zhou, Ziqing Ma, Qingsong Wen, Xue Wang, Liang Sun, and Rong Jin. FEDformer: Frequency enhanced decomposed transformer for long-term series forecasting. In *ICML*, 2022.