

Entropy of Exchangeable Random Graphs

Anda Skeja*

Sofia C. Olhede*

Abstract

In this paper, we propose a complexity measure for exchangeable graphs by considering the graph-generating mechanism. Exchangeability for graphs implies distributional invariance under node permutations, making it a suitable default model for a wide range of graph data. For this well-studied class of graphs, we quantify complexity using graphon entropy. Graphon entropy is a graph property, meaning it is invariant under graph isomorphisms. Therefore, we focus on estimating the entropy of the generating mechanism for a graph realization, rather than selecting a specific graph feature. This approach allows us to consider the global properties of a graph, capturing its important graph-theoretic and topological characteristics, such as sparsity, symmetry, and connectedness. We introduce a consistent graphon entropy estimator that achieves the nonparametric rate for any arbitrary exchangeable graph with a smooth graphon representative. Additionally, we develop tailored entropy estimators for situations where more information about the underlying graphon is available, specifically for widely studied random graph models such as Erdős-Rényi, Configuration Model and Stochastic Block Model. We determine their large-sample properties by providing a Central Limit Theorem for the first two, and a convergence rate for the third model. We also conduct a simulation study to illustrate our theoretical findings and demonstrate the connection between graphon entropy and graph structure. Finally, we investigate the role of our entropy estimator as a complexity measure for characterizing real-world graphs.

Keywords— Graph complexity, graph entropy, exchangeability, graphon entropy, entropy estimation, random graphs.

1 Introduction

How complex is a graph, and how complex is the generating mechanism of a graph? Although these two questions may sound similar, they are distinct in terms of the objects they study. While the latter deals with a generating mechanism of a model, the former focuses on properties of a single graph observation. In this paper, we propose a complexity measure for the generating mechanism of a single graph realization - an estimator of the *graphon entropy*. Complexity quantification plays a crucial role in characterizing a graph, and has attracted considerable attention over two decades [14, 15, 55, 57, 85, 90–92]. It has been generally defined as the summary of its underlying structure [1, 57], [33], [18], [6]. Most of these answers are phrased in terms of entropy measures for graphs. An information-theoretic entropy definition for graph complexity was first introduced by [62], where it was posited that an effective complexity index for a mathematical object should be based on a partial set of invariants shared by isomorphic graphs. To achieve this, [62] utilized the automorphism group of a graph. However, specifying the whole automorphism group is computationally intractable for all graphs, but of moderate size. Furthermore, our interest lies in large graphs where the node labels do not possess an intrinsic meaning.

*Institute of Mathematics, EPFL. Email: first.last@epfl.ch

Building upon prior investigations into the entropy of graphs (see 1.1), our objective is to understand the complexity inherent in the underlying generating mechanism of a graph. This exploration extends beyond the analysis of a single, typically observed exemplar, acknowledging that many graphs may originate from one generating mechanism. Consequently, our attention is directed towards arrays that demonstrate specific probabilistic invariances, with a particular emphasis on exchangeable arrays. Approaches based on probabilistic invariance, among others, were adopted by [11, 51] for estimating the entropy of stationary processes and random fields. Exchangeability for graphs implies a distributional invariance under node permutations, which informally means that we are interested in the ‘structure’ of the graph, rather than node labelings. Exchangeability is not a restrictive assumption since most of the node labels in real-world graphs are arbitrary. The class of exchangeable graphs is rich and well-studied encompassing a broad spectrum of models, including what can be viewed as the Erdős–Rényi (ER) [34], Configuration Model (CM) [28], Stochastic Block Model (SBM) [44], some latent space random graphs [43], etc. A consequence of exchangeability is the Aldous–Hoover representation theorem [2, 45] which states that infinitely large exchangeable random graphs can be constructed by initially choosing independent node variables $(\xi_i : i \geq 1)$ uniformly within the $[0, 1]$ range, then connecting nodes (i, j) independently conditioned on the latent variables ξ_i , with the connection probability being determined by a symmetric measurable function $W(\xi_i, \xi_j) : [0, 1]^2 \rightarrow [0, 1]$ called a *graphon*. A graphon represents the generating mechanism of an exchangeable graph and behaves like a probability density function, see for example [24, 46, 71, 86] for a detailed explanation. As a result, this introduces a new perspective: quantifying the complexity of the generating mechanism of an exchangeable graph through *graphon entropy*.

In this paper, we employ graphon entropy [42, 46] as a suitable complexity measure for exchangeable graphs. This measure is invariant under graph isomorphisms, a characteristic that stems from its nature as a graph property, as noted by [42]. Such invariance aligns with the definition of an *effective complexity measure* as outlined by [62]. Graphon entropy is a function of the underlying graph limit and thus, is independent of the graphon representing it, making it a well-defined object [42]. For this reason, we propose a consistent entropy estimator given a *single* graph realization. We establish a bound for the estimated entropy based on the estimation error associated with graphon estimation. This approach yields results that are applicable for any consistent graphon estimation method. For the estimation method, we approximate the underlying graphon using block models, as described by [16, 70]. This approximation is then utilized to derive a nonparametric estimator for the entropy, appropriate to use in large graphs. Our description in terms of a block model has an intrinsic resolution [89], but a whole set of resolutions all describe the intrinsic underlying graphon function [86]. We then provide the convergence rate of the graphon entropy estimator and observe that our estimator achieves the nonparametric convergence rate. Next, we demonstrate the application of graphon entropy to well-studied random graphs, including the Erdős–Rényi graph, the Configuration Model, and the Stochastic Block Model, by providing tailored entropy estimators for these models and investigating their large-sample properties. Beyond introducing a complexity measure for graphs, our work also paves the way for nonparametric estimation of graphon functionals. This direction is particularly promising, as it diverges from the traditional case of i.i.d. samples. To summarize, the introduced graph entropy estimator serves the purpose of quantifying the complexity of both a graph observation and its generating mechanism. We illustrate how the graphon entropy estimator captures important topological and graph-theoretic properties of complex graphs, the most important of which are linked to symmetry, connectedness, community structure, sparsity, and density. As stated in [92], a measure of complexity that aims to be objective and universal should incorporate symmetries as simplifying factors. Owing to the inherent nature of our estimator, we naturally take into account symmetries, which are structural characteristics of any graph.

The structure of this paper is organized into eight sections to offer a thorough exploration of graphon entropy, its estimation, and the development of graphon estimators for certain random graph models. Section 2 provides the foundational background on exchangeable graphs and graphons, setting the stage for our comprehensive analysis. In Section 3, we introduce the framework of exchangeable arrays and graphon entropy. Section 4 details the estimation of graphon entropy for arbitrary exchangeable graphs and provide the estimator’s convergence rate. Section 5 focuses on entropy estimation for some random graph models within the graphon framework, analyzing their large-sample behavior. To demonstrate the practical implications of our findings, Section 6 presents a simulation study that investigates the relationship between entropy and graph structure. The applicability of our theoretical results is further exemplified through the analysis of real-world graph data in Section 7. Finally, we offer some conclusions in Section 8.

1.1 Related work

1.1.1 Entropy Measures for Graphs

Entropy as a topological measure of the information content of graphs was first introduced by [76] in 1955, and this work was picked up in [63–67, 83]. A slightly different approach was introduced in [52], where graph entropy indicates the number of bits that must be transmitted to clear up a graph vertex’s ambiguity. Yet another entropy measure was proposed for graphs, which is the so-called chromatic entropy [3]. An information-theoretic entropy definition for graph complexity was first introduced by [62], where it was posited that an effective complexity index for a mathematical object should be based on a partial set of invariants shared by isomorphic graphs. Notably, this set was identified as the automorphism group of the graph. Over time, the definition of entropy has evolved to encompass additional graph features such as vertices, edges, and degree distributions, which has received criticism for being feature-dependent [92]. A series of works have associated entropy with graph features such as the degree sequence [9, 15], the probability distribution of vertices [29, 88], automorphism groups [62, 83], etc. Usually, these entropy measures are suited for small graphs, i.e. having less than thirty nodes. Some of them are also associated with certain features of graphs, therefore being feature-dependent. A review of the above-mentioned graph entropy measures is covered in [30]. Furthermore, since entropy represents a mathematical limit on how well data from the source can be losslessly compressed, it has been studied in the context of compression for various random graph models. The Shannon entropy of the isomorphism class of a random graph was called the “structural entropy” and was asymptotically characterized for the Erdős-Rényi model in [27]. The same measure has been asymptotically characterized for preferential attachment graphs in [59, 60]. There is also a large literature on universal compression of graphs coming from various distribution classes [13, 15, 32, 37, 74, 93]. The entropy of the Stochastic Block Model ensembles has been studied from a statistical mechanics approach by [75]. The Shannon entropy for network ensembles and its connection with the Gibbs and von Neumann entropies was discussed in [5]. The von Neumann entropy for graphs was introduced in [22]. Authors of [21] introduce an entropy functional for studying large deviations in Erdős-Rényi graphs. Specifically, since Erdős-Rényi random graphs locally behave like a Galton-Watson tree with Poisson offspring distribution, the authors of [21] study large deviations from this typical behavior via the entropy functional.

1.1.2 Nonparametric Entropy Estimation

Entropy is one of the most extensively studied functionals of probability density functions, with significant research focused on its nonparametric estimation. We refer the interested reader to [10, 72]

for a comprehensive treatment of entropy estimation applications and an overview of nonparametric techniques. These techniques include methods based on histograms [40], kernel density estimates [73], sample spacings in the univariate case [39], and more recently weighted estimators [12, 61, 81]. We do not aim to compile an exhaustive list of work on entropy estimation; instead, our goal is to highlight the studies that are most relevant to our research. Recent works on entropy estimation of discrete probability distributions include maximum-likelihood and mini-max estimation of functionals [48, 49], where the authors point out that the maximum likelihood estimator of the entropy is sub-optimal in sample complexity, i.e. it is sub-optimal in the large alphabet–small sample setting and is efficient in large sample settings. Authors of [41] discuss first constructing a local approximation to the underlying density and then performing estimation over Lipschitz balls, thereby providing optimal rates of convergence for entropy estimation. For entropy estimation based on kernel density estimation, there have been numerous studies; see, for example, [56, 73] among others, that argue for under-smoothing during entropy estimation. In other words, it is argued that using a smaller bandwidth than that required for consistent kernel density estimation yields consistent entropy estimates. The setting for which entropy estimation has been studied includes primarily a sample of independently and identically distributed observations. We note that this is completely different from our setting where instead of a sample we have a single graph observation with edge realizations that are not necessarily independent, except the simplest case of the Erdős–Rényi graphs. Therefore, we should not expect a straightforward extension of standard entropy estimation results to apply to the entropy estimation of a graphon.

2 Preliminaries

All graphs in this paper are undirected and simple, i.e. without self-loops and multiple edges. For a graph G , $V(G)$ denotes the set of vertices or nodes, and $E(G)$ denotes the set of edges. We say two nodes i and j are adjacent if they are connected by an edge. Given, a graph G with $|V(G)| = n$, we denote its adjacency matrix by $\mathbf{A} \in \{0, 1\}^{n \times n}$, whose entry A_{ij} equals one if nodes i and j are adjacent, and zero otherwise. We denote the degree of vertex i by d_i .

2.1 Exchangeable graphs and graphons

Throughout this paper, we consider exchangeable graphs. Exchangeability is a form of probabilistic invariance indicating that the distribution of a graph’s adjacency matrix remains unchanged under permutations of its nodes. Exchangeable random structures are crucial as they typically emerge from sampling at random from discrete structures [7]. In the context of graphs, this means that we are interested in the ‘structure’ of the graph, rather than node labelings. Informally, we can think of an exchangeable graph as a random graph up to isomorphism, the distribution of which is determined by the frequency of edges, triangles, etc., rather than where these subgraphs appear [71]. We say that a graph G is exchangeable if its adjacency matrix is a jointly exchangeable array. This class of graphs is well-studied, see for example [8, 46, 54, 71], and is particularly important, as it can be characterized by a representation theorem called the Aldous-Hoover theorem [2, 45].

Definition 1 (Joint Exchangeability). *A random array $(A_{ij})_{i,j \in \mathbb{N}^*}$ is jointly exchangeable if for any permutation π of \mathbb{N}^**

$$(A_{ij}) \stackrel{d}{=} (A_{\pi(i)\pi(j)}). \quad (1)$$

The Aldous-Hoover theorem forms the core theoretical basis for exchangeable random graphs. It determines that infinitely large exchangeable random graphs can be constructed by initially

choosing independent node variables $(\xi_i : i \geq 1)$ uniformly (wlog) within the $[0, 1]$ range. The nodes (i, j) are then connected independently conditioned on the latent variables ξ_i , with the connection probability being determined by a symmetric measurable function $W(\xi_i, \xi_j) : [0, 1]^2 \rightarrow [0, 1]$ called a *graphon*.

Theorem 1 (Aldous–Hoover [47]). *Let A be a jointly exchangeable random array. Then there exists an i.i.d. sequence $\xi = (\xi_1, \dots, \xi_n)$ following $U(0, 1)$, a random variable $\gamma \sim U(0, 1)$ independent of ξ , and a function $W : [0, 1]^3 \rightarrow [0, 1]$ such that*

$$\Pr(A_{ij} = 1 | \xi, \gamma) = W(\xi_i, \xi_j, \gamma), \quad (2)$$

and A_{ij} are conditionally independent across i, j given ξ and γ .

The graphon representation is unique to a measure-preserving transformation [47]. To represent any infinite array, we need the additional random variable γ , but as we shall assume, we only have one realization of \mathbf{A} . Thus, the dependence on γ cannot be estimated, and we shall suppress that dependence, assuming the graph is disassociated. Therefore, we will use $W(\xi_i, \xi_j)$ for $1 \leq i, j \leq n = |V|$ to denote the unscaled graphon throughout this paper.

Definition 2 (Disassociation). *A random array $(A_{ij})_{i,j \in \mathbb{N}^*}$ is called disassociated if for any $k \in \mathbb{N}^*$*

$$(A_{ij})_{i,j \in \{1, \dots, k\}} \perp\!\!\!\perp (A_{ij})_{i,j \in \{k+1, k+2, \dots\}}. \quad (3)$$

Example 1 (Exchangeable graph). *Let $G = (V, E)$ with $|V| = n$ be a random graph and $\mathbf{A} \in \{0, 1\}^{n \times n}$ be its adjacency matrix. Then, the variable ξ_i is associated with vertex i , and $W(\xi_i, \xi_j)$ in 2.1 is the graphon giving rise to the exchangeable graph $G(n, W)$.*

The theory of graph limits was primarily developed for dense graphs. However, empirical analyses suggest that most real-world graphs are sparse [68]. Following [71], we define graphs that have $\Theta(n^2)$ edges as dense, and sparse otherwise. A commonly adopted approach to account for sparsity, as discussed in [20], is the introduction of $\rho_n > 0$, the scale parameter that can be interpreted as the expected proportion of present edges. An alternative representation for the sparse case can be attained by modifying Equation 2 to obtain a random graph with $O(\rho_n n^2)$ edges as follows:

$$\Pr(A_{ij} = 1 | \xi) = \rho_n W(\xi_i, \xi_j) = f(\xi_i, \xi_j), \quad (4)$$

where the usual assumption is that $\rho_n \rightarrow 0$ as $n \rightarrow \infty$. This model is thought of as a graphon model that has been sparsified with probability $1 - \rho_n$ and has been studied in [16, 17, 50, 86, 87]. We employ 4 as a method to study estimation for graphs with a large but finite number of nodes because it does not make sense in the limit, and we will denote the *graphon* by $f(\cdot, \cdot) = \rho_n W(\cdot, \cdot)$ to account for all sparsity regimes. The dense case corresponds to $\rho_n = 1$.

2.2 Nonparametric graphon estimation

2.2.1 Stochastic Block Model approximation of a large graph

Székely’s Regularity Lemma (SRL) [82] is a fundamental result in graph theory which suggests that any sufficiently large graph can be effectively approximated by the union of induced nearly regular, quasi-random bipartite subgraphs. This approximation is realized by dividing the nodes into a bounded number of several groups of the same size. While SRL has shown remarkable theoretical implications, its application in real-world situations have been notably limited. As discussed

in [77], a primary factor could be that SRL exhibits very poor performance in the worst-case scenarios. This is because the minimum size of graphs needed for the partition to maintain reasonable accuracy without any exceptions is extraordinarily large, thereby making it unfeasible for use in real-world graphs. However, this does not exclude the fact that it has been inspirational in studying large graphs. Although not the same and not a direct analogy, the Stochastic Block Model [44] as explored in [86] serves as a universal approximation to the generating mechanism of exchangeable random graphs. It can be posited that every sufficiently large graph has an approximately similar behavior to a (k, n, z) -block model for some $k \leq n$. Additionally, the authors of [70] address automatic bandwidth selection which allows the number of blocks k to correspondingly increase with the number of nodes n , within the range of $1 \leq k \leq n$.

Definition 3 (k -block Stochastic Block Model). *Let z be an n -length vector taking values in $\{1, \dots, k\}^n$. The Stochastic Block Model for an $n \times n$ array A is specified in terms of the connectivity matrix Θ as*

$$\Pr(A_{ij} = 1 \mid z) = \theta_{z_i, z_j}, \quad 1 \leq i < j \leq n.$$

Block constant graphons are also finitely forcible [58]. A graphon is said to be finitely forcible if its structure can be uniquely determined by a finite number of densities of small subgraphs. In simpler terms, if you can describe the entire, potentially very complex, graphon by looking at a finite number of simpler patterns or structures within it, then it is finitely forcible. This is a significant concept because it suggests that some very large and complex networks can be understood and described by examining a finite and manageable set of characteristics.

2.2.2 Graphon estimation

Estimating the graphon has remained a problem of intense scrutiny [16, 24, 38, 70]. A commonly adopted method is approximating a graphon by a Stochastic Block Model due to the reasons discussed above [38, 50, 70, 86]. Authors of [38, 86] show that whenever f is a Hölder continuous (see explanation below) function, it can be consistently estimated from \mathbf{A} , and authors of [38] provide an optimal rate of convergence for the dense regime, while authors of [50] complement the optimal rates for the sparse regime as well. Any estimator \hat{f} can be considered as a Riemann sum approximation of f , and it is necessary to understand the conditions under which these sums converge. According to Lebesgue's criterion, a bounded graphon on the interval $(0, 1)^2$ achieves Riemann integrability if and only if it is everywhere continuous. A condition that guarantees this is if f being α -Hölder continuous for some $0 < \alpha \leq 1$, where we say that

$$f \in \text{Hölder}^\alpha(M) \iff \sup_{(x,y) \neq (x',y') \in (0,1)^2} \frac{|f(x,y) - f(x',y')|}{|(x,y) - (x',y')|^\alpha} \leq M < \infty \quad (5)$$

This assumption is now the standard in nonparametrics literature which is necessary for making estimation tractable. We refer the reader to [38, 50, 70, 86] for details and convergence rates of nonparametric graphon estimation, both in the dense and the sparse regime. We now detail graphon estimation via Stochastic Block Model approximation as also treated by [70].

Given a single adjacency matrix $\mathbf{A} \in \{0, 1\}^{n \times n}$, we estimate $f(x, y)$ up to the rearrangement of the axes, using a Stochastic Block Model with a single community size h , which can be either determined by the user or automatically determined from the adjacency matrix. Given this notation, then we have $n = hk + r$, for integers h, k, r , where $k = \lfloor n/h \rfloor$, is the number of blocks, $h \in \{2, \dots, n\}$ is the bandwidth and $r = n \bmod h$ is a reminder term between 0 and $h - 1$. We introduce a community membership vector z which groups together nodes that should lie in the

same groups. Its components will be in $\{1, \dots, k\}$. Let $\mathcal{Z}_k \subseteq \{1, \dots, k\}^n$ represent the set including all community assignments z respecting the form of $n = hk + r$. The main difficulty lies in estimating z , and several methods are available for estimating z . Common methods include spectral clustering [84], likelihood methods [4, 16, 23, 26, 94], and modularity maximization [69]. We estimate z by the method of maximum likelihood as follows,

$$\hat{z} = \operatorname{argmax}_{z \in \mathcal{Z}_k} \sum_{i < j} A_{ij} \log \bar{A}_{z_i z_j} + (1 - A_{ij}) \log(1 - \bar{A}_{z_i z_j}), \quad (6)$$

where for all $1 \leq a, b \leq k$ the histogram bins are defined as follows

$$\bar{A}_{ab} = \frac{\sum_{i < j} A_{ij} \mathbb{1}(z_i = a) \mathbb{1}(z_j = b)}{\sum_{i < j} \mathbb{1}(z_i = a) \mathbb{1}(z_j = b)}. \quad (7)$$

Each bin height resembles the probability of edges present in the histogram bin which corresponds to a block of Bernoulli trials given by the objective function in 6. It is also evident that $\bar{A}_{ab} = \bar{A}_{ba}$. The network histogram [70] is given as

$$\hat{f}(x, y; h) = \hat{\rho}_n^+ \bar{A}_{\min\{\lceil nx/h \rceil, k\} \min\{\lceil ny/h \rceil, k\}}, \quad 0 < x, y < 1, \quad (8)$$

where $\hat{\rho}_n^+$ denotes the generalized inverse of $\hat{\rho}_n$, and $\hat{\rho}_n = \frac{\sum_{i < j} A_{ij}}{\binom{n}{2}}$.

2.3 Graphon models

We discuss the general case of a Hölder continuous graphon, however, we note that some well-studied random graph models fall into graphon models as well.

Definition 4 (Constant graphon). *We say that the exchangeable array $\mathbf{A} \in \{0, 1\}^{n \times n}$ is generated by a constant graphon if $W(x, y) \equiv p$ for $p \in [0, 1]$. This can be viewed as the Erdős-Rényi random graph model.*

Definition 5 (Seperable graphon). *We say that the exchangeable array $\mathbf{A} \in \{0, 1\}^{n \times n}$ is generated by a separable graphon if $W(x, y) \equiv g(x)g(y)$, for some function $g(\cdot)$. This can be viewed as the Configuration Model.*

Definition 6 (Block-constant graphon). *We say that the exchangeable array $\mathbf{A} \in \{0, 1\}^{n \times n}$ is generated by a block-constant graphon if $W(x, y) = \sum_{a=1}^k \sum_{b=1}^k \theta_{ab} \mathbb{1}((x, y) \in \omega_{ab})$, where $k \leq n$ is the number of blocks, and $\omega_{ab} = \{(x, y) : H(a-1) \leq x < H(a), H(b-1) \leq y < H(b)\}$. We denote by h_a the number of nodes in group $a \in [k]$, and define the aggregate block width function $H(\cdot)$ as follows:*

$$H(u) = \sum_{a=1}^{\lfloor u \rfloor} \frac{1}{n} h_a, \quad u \in [0, k], \quad H(u) \in \left\{0, \frac{h_1}{n}, \frac{h_1 + h_2}{n}, \dots, 1\right\}.$$

This can be viewed as the Stochastic Block Model.

2.3.1 Smooth Graphon

Definition 7. (α -Hölder graphon) *We say that the exchangeable array $\mathbf{A} \in \{0, 1\}^{n \times n}$ is generated by an α -Hölder graphon if $f \in \mathcal{F}^\alpha(M)$, where the latter is the class of Hölder functions with exponent α and is given in Equation 5.*

Throughout this paper, we will use the terms α -Hölder continuous and smooth interchangeably.

3 Entropy of an exchangeable graph

Entropy was initially defined by [79] for quantifying the information produced by a source. Let X be a random variable taking values in \mathcal{X} , and be distributed according to $p : \mathcal{X} \rightarrow [0, 1]$. Then, the entropy of X is given by

$$\mathcal{H}(X) = \mathbf{E} \{ -\log(p(X)) \}, \quad (9)$$

where we will let \log denote the natural logarithm and \mathbf{E} the expected value. Extending the concept to processes has already been considered for observed sequences in [11, 51], however has been largely uncharted for graphs. For random graphs with no replicated observations, we have to define a model to make sense of observed variability. Similar to [11, 51], which considered stationary processes and random fields, we also restrict our interest to arrays satisfying certain permutation invariances, exchangeable arrays. Given an observation of a graph, our aim is to estimate the entropy of the graphon representing the graph in order to quantify the complexity of a graph realization. As we will soon see, graphon entropy has also been demonstrated [46] to be the limiting object of the entropy of a graph, normalized by the number of possible edges, which illustrates the connection between graphon entropy and graph entropy.

3.1 Graphon entropy

Graphon entropy was initially defined in [47]. Authors of [42] have investigated the connection between the growth rate of a graph property and the entropy of the graph limits that arise from graphs with that property. Graphon entropy has also been used in [25] for studying the large deviation principle of ER graphs. Graphon entropy is a graph property, as discussed in [42]. A graph property, defined by [58], remains invariant under graph isomorphisms. Graphon entropy is solely determined by the underlying graph limit and remains unaffected by the specific choice of the representing graphon due to the uniqueness result discussed in [42], thereby establishing graphon entropy as a well-defined object. We therefore make a choice to quantify the *complexity* of an exchangeable graph based on the entropy of the graphon representing it.

Definition 8 (Entropy of a Graphon). *We define the binary entropy function $h : [0, 1] \rightarrow \mathbb{R}_+$ to be*

$$h(x) = -x \log(x) - (1 - x) \log(1 - x), \quad (10)$$

for $x \in [0, 1]$ where $h(0)$ and $h(1)$ are defined to be zero to ensure continuity. The entropy of a graphon $W(x, y)$ is then [42, 46] defined to be

$$\mathcal{H}(W) = \iint_{[0, 1]^2} h(W(x, y)) \, dx \, dy. \quad (11)$$

We note that for the case where the logarithm is to base 2, $\mathcal{H}(W) = 1$, i.e., graphon entropy attains its maximum when $W(x, y) = 1/2$, which means when W is a constant graphon equal to $1/2$. This graphon is the limit of sequences of quasi-random graphs [42, 58]. On the other hand, the graphon entropy attains its minimum, i.e. $\mathcal{H}(W) = 0$, when it is *random-free*. A graphon is random-free if it is $\{0, 1\}$ -valued a.e. (almost everywhere). We note that we use the natural logarithm, therefore the maximum is $\log_e 2$. We also note that as stated in [42], the entropy is a function of the underlying graph limit, and therefore the entropy of the graph limit could be denoted as the entropy of any graphon representing it.

3.1.1 Entropy of a random graph

Let $G(n, W)$ be the random graph generated by the graphon W as detailed in Example 1. As discussed in [46], we can associate $G(n, W)$ with the adjacency matrix \mathbf{A} of the $\binom{n}{2}$ possible edges, where A_{ij} would serve as an edge indicator for the edge ij . When n is finite, $G(n, W)$ is then a discrete random variable with $2^{\binom{n}{2}}$ possible outcomes. We note that the entropy of a random graph G_n with adjacency matrix $\mathbf{A} \in \{0, 1\}^{n \times n}$ could be computed from the standard entropy formula if $A_{ij} \stackrel{iid}{\sim} \text{Bernoulli}(p_{ij})$. This corresponds to the Inhomogenous Random Graph Model [80]. If $p_{ij} = p$ for all $1 \leq i, j \leq n$, then this corresponds to the Erdős-Rényi random graph model. It becomes challenging when faced with outcomes that are not independent, as is the case with the edges of $G(n, W)$. Recall that for the graph $G(n, W)$ generated by the graphon W , edge realizations A_{ij} are independent *conditioned* on the latent vector ξ as detailed in Theorem 1. Therefore we cannot define $\mathcal{H}(G(n, W))$ to simply be $\sum_{i < j} h(W(\xi_i, \xi_j))$, where $h(\cdot)$ is the binary entropy, as it would be the case for the Inhomogenous Random Graph Model or the Erdős-Rényi random graph model. Nevertheless, we could start with the entropy of $G(n, W)$ conditioned on ξ , since A_{ij} would then be independent conditionally. We note that

$$\begin{aligned} \mathcal{H}(G(n, W) | \xi_1, \dots, \xi_n) &= \sum_{i < j} \mathcal{H}(A_{ij} | \xi_i, \dots, \xi_n) = \sum_{i < j} \mathcal{H}(\text{Bernoulli}(p_{ij})) \\ &= \sum_{i < j} h(p_{ij}) = \sum_{i < j} h(W(\xi_i, \xi_j)). \end{aligned} \quad (12)$$

This equation tells us that the expectation of the conditional graph entropy will behave like the graphon entropy. Asymptotic properties of the graphon entropy have been studied in [47], and we will restate Theorem D.5 from [47] to illustrate the relation between graph entropy and graphon entropy.

Theorem 2. [47] *Let $G(n, W)$ be an exchangeable random graph on n nodes generated by the graphon W from a probability space (Ω, μ) . Then as $n \rightarrow \infty$,*

$$\frac{\mathcal{H}(G(n, W))}{\binom{n}{2}} \rightarrow \iint_{\Omega} h(W(x, y)) d\mu(x) d\mu(y). \quad (13)$$

In our setting, we set $\Omega = [0, 1]^2$ and μ to be $U[0, 1]$ wlog. Theorem 2 shows that the normalized entropy of the exchangeable graph converges to the entropy of the graphon that generated it as the number of nodes increases, therefore also relating graphon entropy to graph entropy. We note that 12 denotes the entropy of an exchangeable random graph $G(n, W)$ on n nodes generated by a graphon W conditional on the latent vector ξ . This means that it can only be computed conditionally. However, as Theorem 2 shows, we know that the graph entropy divided by $\binom{n}{2}$ gets closer to graphon entropy with increasing n . This normalization also ensures an entropy lying between 0 and 1, independent of the number of nodes.

Sparse regime

Let us now treat the case of sparse graphs: we wish to estimate the graphon entropy of a sparse exchangeable graph as described in Equation (4). We note that since $0 < \rho_n \|W\|_{\infty} < 1$, we can define the entropy of the sparse graphon to be

$$\mathcal{H}(f) = \iint_{[0, 1]^2} h(f(x, y)) dx dy, \quad (14)$$

where we once more state that $f(x, y) = \rho_n W(x, y)$ and we will be using f throughout this paper for a more general analysis across sparsity regimes.

Note that (14) is defined with a fixed function $W(x, y)$ but with a scaling uniform over edges, that is pushed down gradually as n increases. We note that Theorem 2 is applicable to the setting of dense graphs, i.e. when $\rho_n = 1$. Similar to the case of a sparse graphon, this definition does not make sense in the limit, as \mathcal{H} will then be zero, but allows us to study sparse regimes for fixed but large node numbers, just like [20] does. It was proved by [53] that the sparse analog of Theorem 2 for the linearly growing support of the graphon holds. We will utilize the graphon entropy as described in (14) to accommodate different sparsity regimes. The takeaway is that while the graph entropy when normalized by the number of all possible edges converges in the limit to the graphon entropy, the same assertion does not necessarily hold for the sparse regime, however it gets closer with increasing but fixed n .

4 Estimating the graphon entropy of an arbitrary exchangeable graph

We have discussed the properties of the graphon entropy. However, can we consistently estimate it given an arbitrary exchangeable graph? As we will shortly see, the answer turns out to be positive. Given that graphon entropy is the measure we want to quantify the complexity of exchangeable random graphs, we will first need to estimate an element of the underlying graphon equivalence class. See Section 2 for a discussion on graphon estimation. There exists a vast literature on consistent and rate-optimal graphon estimation given a single adjacency matrix, see for example [38, 50, 70, 86].

Definition 9 (Graphon entropy estimator). *We define the estimated graphon entropy as follows*

$$\hat{\mathcal{H}}(f) = \mathcal{H}(\hat{f}) = \iint_{[0,1]^2} h(\hat{f}(x, y)) dx dy, \quad (15)$$

where \hat{f} is any consistent estimator of the graphon f given a single graph realization.

We restate that there is no single entropy definition for a given graph observation. The task becomes more challenging especially when the number of nodes is large. If we can assume that node labels do not impose an inherent meaning and are instead interested in the structure of the graph, then we assume the graph to be exchangeable, and can consequently write the entropy of the graph conditioned on the latent vector as in (12). However, this definition is dependent on the latent vector. For this reason, we are particularly interested in graphon entropy for characterizing graph complexity given it is a graph property, and therefore a well-defined object. In order to determine the graphon entropy of a given graph realization, we will need to first estimate the graphon from the adjacency matrix.

In this scenario, an attempt to draw an analogy with the existing literature on nonparametric entropy estimation would naturally be made. However, as previously discussed, array data fundamentally differ from an i.i.d. sample, rendering standard nonparametric entropy estimation techniques for i.i.d. data inapplicable to graphs. A consideration might involve comparing graphon estimation to density estimation. Although graphon estimation bears resemblance to density estimation, the inclusion of a clustering step means it is not directly equivalent to the latter. Within the standard i.i.d. literature, entropy estimators that rely on density estimation are considered suboptimal when kernel density estimators are employed without adjustments. Specifically, for i.i.d. data, choosing a smaller bandwidth for entropy estimation than for density estimation ensures the attainment of the nonparametric convergence rate of the resulting entropy [56, 73]. In

contrast, by utilizing existing rate-optimal graphon estimation methods, we avoid this issue and achieve the nonparametric convergence rate. However, in Proposition 1 we also study the bias and the variance of the oracle estimator for graphon entropy to show that the bandwidth for entropy estimation has the same order as that with graphon estimation since clustering will fail for very small bandwidths, a phenomenon different from the literature on entropy estimation via kernel density estimation [56, 73]. The oracle estimator of the graphon was used in [38, 50, 70]. Theorem 3 provides a general bound for the entropy estimation based on the so-called squared error of any consistent graphon estimation. Corollary 1 shows that our entropy estimator achieves the classical nonparametric convergence rate for any arbitrary exchangeable graph with a smooth graphon representative.

Theorem 3. *Let $G(n, f)$ be an exchangeable random graph on n nodes generated from a graphon $f(x, y)$ where $(x, y) \in (0, 1)$, with f being bounded away from zero and one. For any consistent estimator \hat{f} of f from a single realization of $G(n, f)$, we obtain*

$$\left| \hat{\mathcal{H}}(f) - \mathcal{H}(f) \right| \leq C \delta^2(\hat{f}, f),$$

where $\delta^2(\hat{f}, f) := \inf_{\tau \in \mathcal{M}} \iint_{(0,1)^2} |f(\tau(x), \tau(y)) - \hat{f}(x, y)|^2 dx dy$, and \mathcal{M} is the set of all measure-preserving transformations $\tau : [0, 1] \rightarrow [0, 1]$.

Proof. See Appendix A.1. □

Having provided a general result for the rate of convergence of the entropy estimator for any graphon estimator, we now detail the estimator we employed, which we construct via block model approximation.

4.1 Entropy estimation via block model approximation

One way to form our entropy estimator for an arbitrary α -Hölder continuous graphon is to estimate the graphon via a Stochastic Block Model approximation and obtain the network histogram [70]. Groups of edges resemble histogram bins and community sizes resemble histogram bandwidths. Authors of [70] introduce an approach for automatically selecting the bandwidth and demonstrate how the network histogram serves as an approximation for the underlying generating mechanism of exchangeable random graphs. Consequently, the Stochastic Block Model can be regarded as a universal approximation to the generating mechanism of exchangeable graphs, i.e., whenever node labels do not possess an inherent significance [70].

4.1.1 Graphon entropy estimator for an arbitrary exchangeable graph with a smooth graphon representative

Setup: Let $G(n, f)$ be an arbitrary exchangeable graph on n nodes with a smooth graphon representative $f(\cdot, \cdot)$. Then, the estimated graphon entropy as defined in Definition 9 takes the following form

$$\hat{\mathcal{H}}(f) = - \iint_{(0,1)^2} \hat{f}(x, y) \log(\hat{f}(x, y)) + (1 - \hat{f}(x, y)) \log(1 - \hat{f}(x, y)) dx dy, \quad (16)$$

where $\hat{f}(x, y)$ is as given in Equation (8). See 2.2.2 and [70] for details of graphon estimation. Our entropy estimator satisfies the convergence rates detailed in Corollary 1 for $k = \lceil \rho_n^{1/2} n^{1/(1+\alpha)} \rceil$. The convergence rate in Corollary 1 illustrates the estimation error with the first term, the clustering rate with the second term for k as specified above, and the agnostic error that comes from lack of knowledge of the design with the third term.

Corollary 1. *Let $G(n, f)$ be an exchangeable random graph on n nodes generated according to Definition 7, with f being bounded away from zero and one. Assuming the estimator of $\mathcal{H}(f)$ from a single realization of $G(n, f)$ is obtained as described in (16), then for any universal constant $C' > 0$, there exists a universal constant D , such that*

$$\left| \widehat{\mathcal{H}}(f) - \mathcal{H}(f) \right| \leq C' \left(\rho_n^{2+\alpha/(1+\alpha)} n^{-2\alpha/(\alpha+1)} + \frac{\rho_n \log n}{n} + \frac{\rho_n^2}{n^\alpha} \right) \quad (17)$$

with probability $1 - \exp(-Dn)$ over all $f(x, y) \in \mathcal{F}^\alpha(M)$, where $0 < \rho_n \leq 1$.

Proof. See Appendix A.2. □

4.1.2 Oracle Entropy Estimator

Note that Equation (16) depends on a choice of bandwidth h . Automatic bandwidth selection for graphon estimation using the notion of an oracle (commonly used in non-parametric function estimation) is determined by [70]. We shall also here determine the appropriate choice of bandwidth for the entropy using an oracle, and use it to argue the choice for the empirical estimator. The oracle estimator has knowledge of the ordering of latent variables ξ_i , for $1 \leq i \leq n$, that is otherwise unknown and serves to bound the performance of any data-driven estimation procedure. The oracle entropy estimator takes the same form as (16) but employs an almost surely unique labeling \tilde{z} that is calculated from the latent vector ξ . As in [70], the oracle labeling is given by $\tilde{z} = \min\{[(i)^{-1}/h], k\}$, where $(i)^{-1}$ is the rank i^{th} element of ξ in ascending order. Therefore, \tilde{z} has access to the unknown vector ξ , sorts the indices according to this ordering, and then groups the indices to sets of size h , with the last set having size $h + r$, for r being the remainder. We refer the interested reader to [70] for a more detailed explanation of the oracle estimator.

Definition 10 (Oracle entropy estimator). *Based on the explanation above, for \tilde{z} the oracle membership vector, the oracle entropy estimator takes the following form*

$$\widehat{\mathcal{H}}^*(f) = \mathcal{H}(\hat{f}^*) = - \iint_{(0,1)^2} \hat{f}^*(x, y) \log(\hat{f}^*(x, y)) + (1 - \hat{f}^*(x, y)) \log(1 - \hat{f}^*(x, y)) \, dx \, dy, \quad (18)$$

where $\hat{f}^*(x, y) = \rho_n^+ \bar{A}_{[xk], [yk]}^*(\tilde{z})$ takes the same form as Equation (8), but replace \hat{z} with the oracle clustering \tilde{z} , i.e., we now have

$$\bar{A}_{ab}^*(\tilde{z}) = \frac{\sum_{i < j} A_{ij} \mathbf{1}(\tilde{z}_i = a) \mathbf{1}(\tilde{z}_j = b)}{\sum_{i < j} \mathbf{1}(\tilde{z}_i = a) \mathbf{1}(\tilde{z}_j = b)}, \quad (19)$$

for $1 \leq a, b \leq k$. We now provide the bias and variance from the oracle entropy estimator to discuss automatic bandwidth selection for entropy estimation. We note that the oracle estimator is not realizable as we do not have the ranks for the latent variables available to us.

Proposition 1. *Assume that $G(n, f)$ is generated according to Definition 7 and that we estimate the graphon entropy by Equation 18, using the oracle estimator of the graphon. Then, the bias and variance of the oracle entropy estimator takes the form of*

$$\begin{aligned} |\mathbb{E}[\widehat{\mathcal{H}}^*(f) - \mathcal{H}(f)]| &\leq \left(\frac{1}{\rho_n \min \bar{f}_{a,b}} + \frac{1}{\min(1 - \rho_n \bar{f}_{a,b})} \right) M_f^2 \left(\frac{h}{n} \right)^2, \\ \text{Var}(\mathcal{H}^*(f)) &= O(1/n^2). \end{aligned}$$

Proof. See Appendix A.3. □

Of course, this estimator is not attainable, since we do not observe the latent variables. Instead of calculating the oracle estimator directly, the empirical version employs clustering, which does not perform well for groups that are too small, as noted by [26]. Proposition 1 demonstrates that the bias decreases as the bandwidth decreases; however, the bandwidth cannot be chosen smaller than what is required for effective clustering. This phenomenon differs from entropy estimation based on kernel density estimation.

5 Entropy estimation for some special random graph models

In the preceding section, we demonstrated the consistency of the graphon entropy estimator for exchangeable graphs under minimal assumptions regarding the underlying graphon. Building upon this foundation, the current section focuses on scenarios where additional information about the graphon is available, or more assumptions can be made. Specifically, we explore cases where the graphon exhibits distinct characteristics such as being constant, separable, or block-constant. For each of these specific graphon types, we develop more tailored estimators, and investigate their large-sample properties.

5.1 Entropy estimation for Erdős-Rényi Random Graphs

The simplest random graph is generated by assigning a single edge probability $0 < p < 1$ to each edge, and let each edge be drawn independently. This setting corresponds to Definition 4. The entropy of this model then becomes

$$\mathcal{H}(f) = \mathcal{H}(p) = -p \log(p) - (1 - p) \log(1 - p). \quad (20)$$

We note that $\mathcal{H}(0) = \mathcal{H}(1) = 0$ as discussed in Definition 8 to ensure continuity. We also see that the entropy is maximized at $p = 1/2$ (as is well-known). To form an estimator of this quantity, estimate p from the observed edge variables $\{A_{ij}\}_{i < j}$. This is formed as

$$\hat{p} = \frac{\sum_{i < j} A_{ij}}{\binom{n}{2}}. \quad (21)$$

We note directly the first two moments from \hat{p} ;

$$\mathbf{E}\{\hat{p}\} = p, \quad \text{Var}\{\hat{p}\} = \frac{p(1 - p)}{\binom{n}{2}}. \quad (22)$$

The estimator of the entropy is then

$$\hat{\mathcal{H}}(p) = -\hat{p} \log(\hat{p}) - (1 - \hat{p}) \log(1 - \hat{p}). \quad (23)$$

Furthermore, as the A_{ij} are identically distributed and independent with this model, we can use a central limit theorem on $\sqrt{pn^2}(\hat{p} - p)$ to deduce the asymptotic normality of \hat{p} , and the Delta method to determine the asymptotic normality of $\sqrt{pn^2}(\hat{\mathcal{H}}(p) - \mathcal{H}(p))$. Thus using the Delta method we deduce that

$$\sqrt{pn^2}\{\hat{\mathcal{H}}(p) - \mathcal{H}(p)\} \xrightarrow{\mathcal{L}} \mathbf{N}(0, 2p(1 - p) \log^2(p(1 - p))). \quad (24)$$

This gives the exact distribution of the entropy for the constant edge probability random graph. If p varies with n , then there are levels of p for which the convergence in law still holds if the scaling is adjusted on both sides of the convergence sign. We observe symmetry in the case of $p \rightarrow 0$ and $p \rightarrow 1$. We also note that the asymptotic normality given in Equation 24 implies consistency.

5.2 Entropy estimation for Configuration Model

The second simplest random graph is generated via a separable graphon function. This corresponds to Definition 5.

Definition 11 (Entropy of a Separable Graphon). *Assume that G is generated from Definition 5, where $f(x, y) = \rho_n g(x)g(y)$. Then, the entropy of this model is given as*

$$\mathcal{H}(f) = - \iint_{[0,1]^2} \{ \rho_n g(x)g(y) \log(g(x)g(y)) + (1 - \rho_n g(x)g(y)) \log(1 - \rho_n g(x)g(y)) \} dx dy.$$

To estimate the separable graphon from data we define the estimator of $g(\cdot)$ to be as follows

$$\hat{g}(\xi_i) = \frac{d_i}{\sqrt{\|d\|_1}}, \quad i = 1, \dots, n. \quad (25)$$

where d_i is the i th degree of our observed graph, and ξ is defined in Theorem 1. We note that this estimator has been used by [36] as well. A useful property of this estimator is its simplicity which results in easy computation. Having defined the estimator for $g(\cdot)$ in Equation 25, we now define the entropy estimator for the configuration model.

Definition 12 (Entropy estimator of the Configuration Model). *Consider the setting of Definition 11, and $\hat{g}(\cdot)$ as given in Equation 25. We define the entropy estimator of the configuration model as follows*

$$\hat{\mathcal{H}}(f) = - \frac{1}{\binom{n}{2}} \sum_{i < j} \{ \hat{\rho}_n \hat{g}(\xi_i) \hat{g}(\xi_j) \log(\hat{\rho}_n \hat{g}(\xi_i) \hat{g}(\xi_j)) + (1 - \hat{\rho}_n \hat{g}(\xi_i) \hat{g}(\xi_j)) \log(1 - \hat{\rho}_n \hat{g}(\xi_i) \hat{g}(\xi_j)) \}.$$

First, we note that

$$\frac{\hat{\rho}_n}{\rho_n} \xrightarrow{P} 1, \quad (26)$$

and so we can use Slutsky's theorem to deal with the remaining random variation. This now leaves us with the task of determining the asymptotic distribution of $\hat{\mathcal{H}}(f)$.

Theorem 4. (Asymptotic Normality of CM entropy estimator) *Assume that A_{ij} , for $1 \leq i, j \leq n$, is generated via Definition 5 using $f(x, y) = g(x)g(y)$ and $\rho_n = \omega(n^{-1} \log^3 n)$. As n grows sufficiently large, then the distribution of $\hat{\mathcal{H}}(f)$ is given as*

$$\frac{1}{\sqrt{\rho_n \log(1/\rho_n)}} \left\{ \hat{\mathcal{H}}(f) - \mathcal{H}(f) \right\} \xrightarrow{\mathcal{L}} N\left(0, \sigma_{\hat{\mathcal{H}}}^2\right), \quad (27)$$

where $\sigma_{\hat{\mathcal{H}}}^2 = O(\rho_n/n)$ is given in Equation (46).

Proof. See Appendix B. □

We note that the asymptotic normality of the entropy of the separable graphon shows consistency, along with providing an additional statistical result. We note that for $g(\cdot)$ smooth, the separable graphon is an element of the class of smooth graphons. Therefore, the convergence rate provided in Theorem 3 is applicable for that setting as well.

5.3 Entropy estimation for the Stochastic Block Model

The Stochastic Block Model first defined in [44] has served as a benchmark model for generating graphs with communities and community detection in graphs. We note that a Stochastic Block Model can be viewed as a block-constant graphon as outlined in Definition 6. To maintain notational simplicity, we state the entropy of W . The entropy of $f = \rho_n W$ follows straightforwardly, and we provide the convergence rate of $\hat{\mathcal{H}}(f)$.

Definition 13 (Entropy of the block-constant graphon). *Let W denote the block-constant graphon as given in Definition 6. Then, the entropy of the block-constant graphon takes the following form*

$$\mathcal{H}(W) = - \iint_{[0,1]^2} \left\{ \sum_{a,b} [\theta_{ab} \log(\theta_{ab}) + (1 - \theta_{ab}) \log((1 - \theta_{ab}))] \mathbf{1}((x, y) \in \omega_{ab}) dx dy \right\}. \quad (28)$$

Extending and simplifying Equation 28, we obtain the following expression

$$\mathcal{H}(W) = \mathcal{H}(\theta) = - \sum_{a,b} \frac{h_a h_b}{n^2} \{ \theta_{ab} \log(\theta_{ab}) + (1 - \theta_{ab}) \log(1 - \theta_{ab}) \}. \quad (29)$$

Appendix C.1 shows the derivation of 29 from 28.

Definition 14 (Entropy estimator of block-constant graphon).

$$\hat{\mathcal{H}}(W) = \hat{\mathcal{H}}(\theta) = \mathcal{H}(\hat{\theta}) = - \sum_{a,b} \frac{h_a h_b}{n^2} \left\{ \hat{\theta}_{ab} \log(\hat{\theta}_{ab}) + (1 - \hat{\theta}_{ab}) \log(1 - \hat{\theta}_{ab}) \right\}. \quad (30)$$

Corollary 2. *Let A be generated from Definition 6. Then, we have*

$$\left| \hat{\mathcal{H}}(f) - \mathcal{H}(f) \right| \leq C \rho_n \left(\frac{k^2}{n^2} + \frac{\log k}{n} \right),$$

for all $k \leq n$, and $0 < \rho_n \leq 1$.

See Appendix C.2 for both the estimation method and the proof of Corollary 2.

6 Simulation Study

6.1 Performance of the entropy estimator

To study the properties of estimators of the graphon entropy we shall study a few scaled graphon examples, inherently different in nature, namely for $0 < x, y < 1$, $a_0, a_1, a_2 \in \mathbb{R}^+$ and $I_x(\alpha, \beta)$ the regularized incomplete beta function

$$f_1(x, y) = \rho_n 4xy. \quad (31)$$

$$f_2(x, y) = \rho_n (a_0 + 4a_1 I_x^{-1}(\alpha_1, \alpha_1) I_y^{-1}(\alpha_1, \alpha_1) + 4a_1 I_{1-x}^{-1}(\alpha_1, \alpha_1) I_{1-y}^{-1}(\alpha_1, \alpha_1)). \quad (32)$$

We account for various sparsity regimes. For ρ_n scaling with n , the entropy does not converge to a single large sample limit. However, we can still study the mean square error between $\hat{\mathcal{H}}(f)$ and $\mathcal{H}(f)$, as this will also scale with n . We will define

$$sRMSE = \frac{RMSE}{\sqrt{\rho_n \log(1/\rho_n)}} = \frac{\sqrt{\frac{1}{N} \sum_{i=1}^N (\hat{\mathcal{H}}_i - \mathcal{H}_i)^2}}{\sqrt{\rho_n \log(1/\rho_n)}},$$

where the $\hat{\mathcal{H}}$ is computed for the i th graph realization out of $N > 1$, and where each $\hat{\mathcal{H}}$ implicitly depends on n , unless $\rho_n = 1$ when scaling is not needed, and we divide by unity. We study this root mean square error because \mathcal{H} does not converge to a single limit with changing values of ρ_n over n due to the combination of the linear and logarithmic terms. This, in a sense, enables us to say that $\hat{\mathcal{H}} \approx \mathcal{H}$ unless the random variation around this value is too large. The simulation study confirms that after splitting our root mean square error into a deterministic factor that varies with ρ_n ; the remaining variation is the same for the same value of n , and is decreasing with n , so the estimated entropy is getting “close” to the true entropy. Studying the behavior of the entropy estimator over a range of number of nodes, we have plotted the root mean square scaled by $\sqrt{\rho_n \log(1/\rho_n)}$, as this illustrates the large sample behavior of the entropy estimator, see Figures 1 and 2 for the behavior of the scaled root mean squared error of the two graphons given above. Normally when estimating the graphon for the entire unit square, methods work well as long as $\rho_n = \Omega(\log(n)^{2+\epsilon}/n)$, for $\epsilon > 0$. Here we are not estimating a function, but only a single scalar of the entropy, and so the last averaging over the n^2 symmetric edge variables, ensure a better convergence rate with reasonable performance even for very sparse graphs.

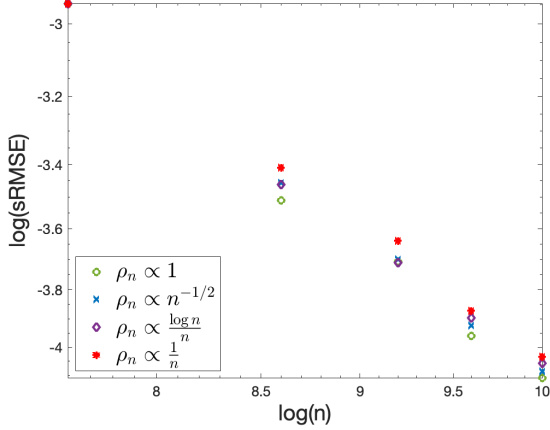


Figure 1: Log-log plot of the decay of $sRMSE(\hat{\mathcal{H}}(f_1))$ as a function of $n \in \{200, 400, \dots, 1000\}$ in the dense and sparse regime, for 100 trials.

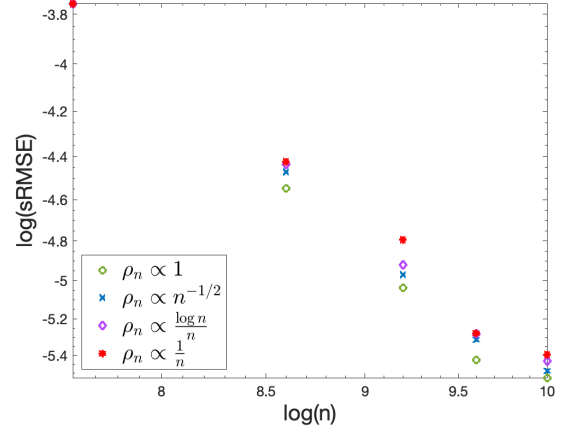


Figure 2: Log-log plot of the decay of $sRMSE(\hat{\mathcal{H}}(f_2))$ as a function of $n \in \{200, 400, \dots, 1000\}$ in the dense and sparse regime, for 100 trials.

6.2 Comparison

To get a better sense of the marginal properties of this choice of graphon we compute

$$\int_0^1 f_2(x, y) dy = \rho_n(a_0 + 2a_1). \quad (33)$$

We note that this marginal is flat, so no information can be garnered from it (or the graph degrees), unlike $f_1(x, y)$. We propose to use three different entropy estimators suitable for the Erdős–Rényi graph $\hat{\mathcal{H}}(f)$, the separable graphon estimator of $\hat{\mathcal{H}}(f)$ and the block model approximation to the α -Hölder continuous graphon $\hat{\mathcal{H}}(f)$.

We now refer to Table 1 to study the performance of the proposed estimators across simulation studies. For the simple separable graphon (f_1) (as expected), the separable graphon entropy estimator performs best, as the smooth graphon entropy estimator allows for a more flexible approximation, but exhibits finite sample size bias. The variances are comparable between the separable

graphon entropy estimator and the smooth graphon entropy estimator, but the bias thus beats out the more general smooth graphon entropy estimator. The constant graphon entropy estimator performs best on variance but is, of course, (in general) biased. Looking at a more complex graphon

	Constant graphon entropy	Separable graphon entropy	Smooth graphon entropy
RMSE	0.100352	0.012595	0.014522
Bias Squared	0.009933	1.81561E-06	5.38146E-05
Variance	0.000139	0.0001600	0.0001602

Table 1: Comparison of the proposed entropy estimator for the separable graphon, f_1 , $n = 600$ $\rho_n = 0.25$, over 100 repetitions.

structure, namely f_2 , we can study the mean square error in Table 2. This is not a separable graphon, so the entropy estimator based on assuming separability of the graphon is no longer the

	Constant graphon entropy	Separable graphon entropy	Smooth graphon entropy
RMSE	0.049566	0.047929	0.0029468
Bias Squared	0.002456	0.002296	7.41E-07
Variance	2.63E-07	6.45E-07	8.022E-06

Table 2: Comparison of the proposed entropy estimator for the non-separable graphon, f_2 , $n = 600$, $\rho_n = 0.25$, over 100 repetitions.

best-performing method. The entropy estimator for any arbitrary smooth graphon, in this case, has a smaller bias, and a somewhat larger variance, but is an improvement on the other methods.

6.3 Entropy and the sparsity of the graph

To understand how sparsity and graphon entropy are interconnected, we study the behavior of the entropy estimator for the Erdős-Rényi graph as the edge probability increases. Thresholds for several graph properties of ER graphs are well-documented, see for example [19, 34, 35]. Thresholds of particular interest include those for connectivity, the emergence of the giant component, and the containment of subgraphs. Let $G(n, p)$ be the graph generated by an Erdős-Rényi model with edge probability $0 < p < 1$, and recall that the threshold for connectivity is $p = \frac{\log n}{n}$, for cycle containment is $p = 1/n$, and for emergence of giant is $p = \lambda/n$, where $\lambda > 1$. We observe that entropy increases with density, but this increase cannot be attributed solely to density. To get a better understanding of the relation between entropy and these thresholds, we compute the estimated entropy of an Erdős-Rényi graph at each of them. For $p = O(1/n)$, i.e. the threshold for cycle containment, $\hat{H}(p) = 0.0661$. For $p = O(\frac{\lambda}{n})$, i.e., the threshold for emergence of the giant $\hat{H}(p) = 0.1082$. For $p = O(\frac{\log n}{n})$, i.e., the connectivity threshold, $\hat{H}(p) = 0.2517$, making the graph connected. These thresholds, apart from being in increasing order, also represent increasing complexity, until $p = 0.5$, where graphon entropy reaches its maximum, and starts to decrease by accounting for symmetry. This tells us that graphon entropy of a graph and its complement are equal, reflecting equivalent levels of present and missing structure and order.

6.4 Entropy and structure

6.4.1 Entropy and degree variability

To understand the entropy of graphons that differ in degree structure while keeping the sparsity parameter ρ_n constant, we consider the two graphons given above. As discussed above, the first graphon $f_1(x, y) = \rho_n 4xy$ can be viewed as the Configuration Model and is degree-based. The second, $f_2(x, y) = \rho_n(a_0 + 4a_1 I_x^{-1}(\alpha_1, \alpha_1) I_y^{-1}(\alpha_1, \alpha_1) + 4a_1 I_{1-x}^{-1}(\alpha_1, \alpha_1) I_{1-y}^{-1}(\alpha_1, \alpha_1))$, where $a_0, a_1, a_2 \in \mathbb{R}^+$ and $I_x(\alpha, \beta)$ denotes the regularized incomplete beta function which exhibits flat marginals, indicating that no information can be inferred from the degrees. The graph generated by the first graphon exhibits a high variability of degrees reflecting heterogeneity, whereas the graph generated by the second graphon exhibits a more uniform degree distribution, leaning more towards homogeneity. In light of this, one would expect to have higher entropy for a more homogeneous degree distribution, which is also the case. We note that we set $\rho_n = 0.2$ for both cases and the estimated entropy of the first graphon equals $\hat{H}(f_1) = 0.398$, whereas the estimated entropy of the second one equals $\hat{H}(f_2) = 0.499$. These results illustrate that our entropy estimator captures information related to the degree distribution, which we illustrate while keeping the scale or sparsity parameter ρ_n constant.



Figure 3: Graphs generated on $n = 600$ nodes with $\rho_n = 0.2$ using f_1 defined in (31) and f_2 defined in (32).

6.4.2 Entropy and community structure

After examining the relationship between entropy, sparsity, and density, our focus shifts to the relation between graphon entropy and community structure. Illustrated in Figure 4 is a series of graphs on the same set of nodes and the same sparsity regime, each displaying varying community structures. The initial graph presents a pronounced community structure, whereas the subsequent graphs exhibit progressively less discernible community structures, culminating in the last graph, which resembles an Erdős–Rényi (ER) graph. The estimated entropy for each graph, detailed beneath their respective images in Figure 4, indicates that graphs with a strong community structure possess lower entropy in contrast to those whose structure gradually diminishes. This observation reinforces the concept of entropy, suggesting that higher entropy is associated with more uniformity.

7 Real data example

7.1 Study on Norwegian Board Data

In addition to the simulation study, we would also like to see what the entropy estimator can tell us about real-world graphs.

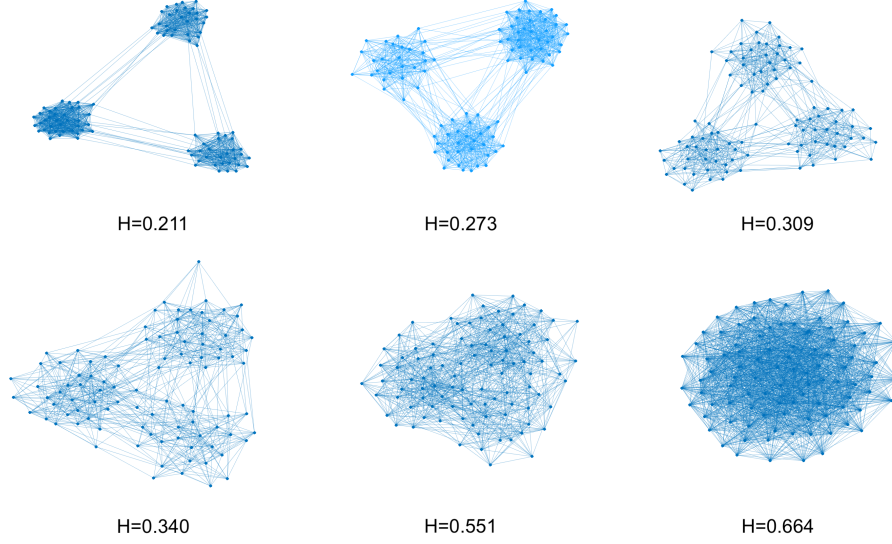


Figure 4: Graphs generated on $n = 600$ nodes with $\rho_n = 0.2$ and varying community structure.

We shall here study a collection of graphs constructed from observations of the behavior of corporate boards in Norway. The data set is publicly available at ¹. This dataset corresponds to a record of ties corresponding to sitting on the same board of Norwegian public limited companies and is studied by [78]. The data were put together from recordings of the Norwegian Business Register (5 August 2009). The aforementioned study aimed to understand the effects of the new legislation on gender representation. The law required having at least 40% representation of each gender on the boards of public limited companies by 2008 [78]. It is stated in [78] that the law succeeded in raising the participation of women on boards, thereby expanding the pool of women who could serve as directors.

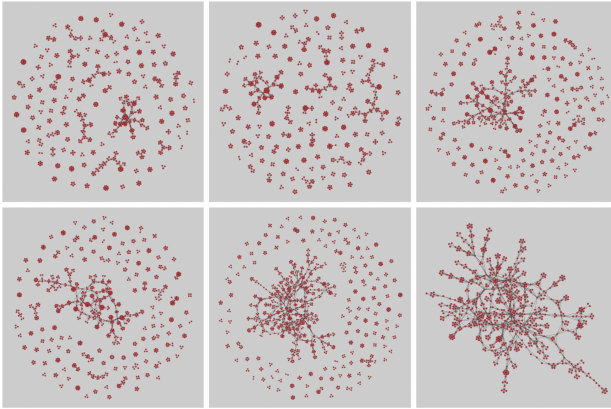


Figure 5: Networks of boards of directors in Norway's public companies.

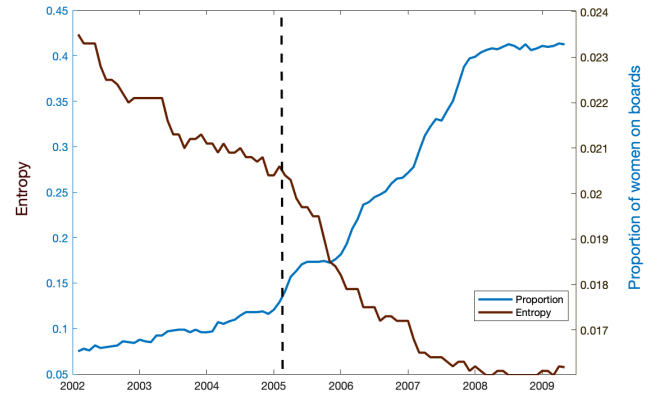


Figure 6: Average proportion of women [78] and entropy change over time.

¹graphs.skewed.de/net/board_directors

The average proportion of women on boards is shown with the blue curve (right) in Figure 6. This ratio demonstrates a substantial increase in the representation of women on boards during the law enforcement period. The time from the announcement of the law’s enforcement until it took effect, or between mid-2005 and 2008, had the biggest growth in particular. However, similarly, the brown curve (left) in Figure 6 shows that the highest decrease in entropy took place in the period May 2005 to December 2008. We obtained this curve by first estimating the graphon underlying the graph via the network histogram algorithm [70] for each point in time and then computing the entropy across observed time points as described in Equation (16). This shows us that our measure captures changes occurring in a real complex graph. The reason for the decrease in entropy in parallel with the increase in the average proportion of women on boards could be attributed to the findings of [78], who state that women have more social capital than men and that the average betweenness score of women is 70% higher than that of men. Thus, female director boards in the mentioned dataset tend to form connected components, which in turn serve to make the graph more connected, see Figures 1 and 2 for an illustration of the relation between graphon entropy and graph structure. This phenomenon is evident in Figure 5, where we present snapshots of the graph’s evolution. These snapshots start with the first graph in the dataset and continue through selected stages up to the final graph. The initial graph features many small components. By the third snapshot, the emergence of a giant component becomes apparent, which continues to grow. In the final graph, a fully connected structure is observed, demonstrating a clear and more organized form compared to the earlier graphs. The graphon entropy estimator takes into account the sparsity, degree distribution, and community structure of real-world graphs, adjusting itself accordingly. This adjustment is necessary because, unlike in simulation studies, the parameter ρ_n is not fixed for any of the graphs under consideration.

8 Conclusion

In conclusion, we introduced the graphon entropy estimator as a complexity measure for large exchangeable graphs, thereby characterizing the complexity of the graph generating mechanism. This measure accounts for graph-theoretic properties and is independent of granular structure, focusing on important aspects such as symmetry, connectedness, and density. We demonstrated that the entropy estimation error can be bounded by the squared error of *any* consistent graphon estimation. We then estimated the graphon entropy from a graph realization using a smooth graphon representative, providing its convergence rate, which achieves the nonparametric convergence rate. The smoothness assumption facilitates tractable estimation, applicable to any exchangeable graph using a block model approximation to reduce variability.

We also constructed more tailored estimators when additional assumptions about the underlying graphon can be made. We emphasize that these estimators are constructed as additional estimators when there is more information about the underlying generating mechanism. The extra assumptions include the graphon being constant, separable, and block constant. We showed consistency and established a Central Limit Theorem for the first two, and provided a convergence rate for the third. Our simulation study validated the theoretical findings, showing a decrease in root mean squared error with increasing sample size and density, highlighting the estimator’s effectiveness even in sparse regimes. This study further explored how entropy relates to sparsity, degree distribution, and community structure, illustrating its ability to capture ‘interesting structure’. In real-world applications, we observed entropy’s utility in analyzing time-varying graphs, noting how entropy decreases as graphs become more structured yet sparser. This aligns with previous non-mathematical studies about the dataset [78], underscoring our method’s potential in complex

network inference problems.

Appendices

A.1 Proof of Theorem 3

Proof. We note that the Kullback-Liebler divergence between two Bernoulli distributions $f(x, y)$ and $\hat{f}(x, y)$, with $0 < f(x, y) < 1$ for $x, y \in [0, 1]$ is given as

$$D(f(x, y) \| \hat{f}(x, y)) = f(x, y) \log f(x, y) - f(x, y) \log \hat{f}(x, y) \\ + (1 - f(x, y)) \log(1 - f(x, y)) - (1 - f(x, y)) \log(1 - \hat{f}(x, y)). \quad (34)$$

For brevity, we will let f and \hat{f} denote $f(x, y)$ and $\hat{f}(x, y)$, respectively. We have previously noted that graphon entropy is a graph property and a function of the underlying graph limit [42], and that it does not depend on the graphon representing it. Using (34), we get the following

$$\left| \hat{\mathcal{H}}(f) - \mathcal{H}(f) \right| = \left| \iint_{[0,1]^2} D(f \| \hat{f}) - D(\hat{f} \| f) dx dy \right. \\ \left. + \iint_{[0,1]^2} f \log \hat{f} + (1 - f) \log(1 - \hat{f}) - \hat{f} \log f - (1 - \hat{f}) \log(1 - f) dx dy \right|$$

By the triangle inequality and f being Riemann-integrable, we then obtain,

$$\left| \hat{\mathcal{H}}(f) - \mathcal{H}(f) \right| \leq \iint_{[0,1]^2} \left| D(f \| \hat{f}) \right| dx dy + \iint_{[0,1]^2} \left| D(\hat{f} \| f) \right| dx dy \\ + \iint_{[0,1]^2} \left| f \log \hat{f} + (1 - f) \log(1 - \hat{f}) \right| dx dy + \iint_{[0,1]^2} \left| \hat{f} \log f + (1 - \hat{f}) \log(1 - f) \right| dx dy.$$

We now use $\log(1 + x) \leq x$ for $x > -1$ and $\log(1 - x) \leq -x - \frac{x^2}{2}$ to obtain

$$\iint_{[0,1]^2} \left| f \log \hat{f} + (1 - f) \log(1 - \hat{f}) \right| dx dy \leq \iint_{[0,1]^2} \left| D(f \| \hat{f}) \right| dx dy + \iint_{[0,1]^2} \frac{(\hat{f} - f)^2}{|1 - f|} dx dy$$

Similarly, for the last term we have

$$\iint_{[0,1]^2} \left| \hat{f} \log f + (1 - \hat{f}) \log(1 - f) \right| dx dy \leq \iint_{[0,1]^2} \left| D(\hat{f} \| f) \right| dx dy$$

Rewriting what we had so far, we obtain

$$\left| \hat{\mathcal{H}}(f) - \mathcal{H}(f) \right| \leq 2 \underbrace{\iint_{[0,1]^2} \left| D(f \| \hat{f}) \right| dx dy}_{(1)} + 2 \underbrace{\iint_{[0,1]^2} \left| D(\hat{f} \| f) \right| dx dy}_{(2)} + C_{min} \underbrace{\iint_{[0,1]^2} (\hat{f} - f)^2 dx dy}_{(3)}, \quad (35)$$

where $C_{min} = 1/[\min(f_{min}, 1 - f_{max})]$. In order to bound (1), (2) and (3) we use results from Lemma C.9 of [86] to obtain the following

$$\iint_{[0,1]^2} \left| D(f \| \hat{f}) \right| \leq \left(\frac{C_{min}}{2} + \frac{C_{min}^3}{3} \right) \iint_{[0,1]^2} (\hat{f} - f)^2 dx dy,$$

and

$$\iint_{[0,1]^2} |D(\hat{f}||f)| \leq \left(\frac{C_{\min}}{2} + \frac{2C_{\min}^3}{3} + \frac{C_{\min}^4}{3} \right) \iint_{[0,1]^2} (\hat{f} - f)^2 dx dy. \quad (36)$$

As the final step, we refer to Equation (35) and use Theorem 2.3 from [38] as

$$|\hat{\mathcal{H}}(f) - \mathcal{H}(f)| \leq E \iint_{[0,1]^2} (\hat{f} - f)^2 dx dy.$$

Therefore, we note that the magnitude difference between the estimated entropy and the true entropy is bounded by the $\delta^2(\hat{f}, f)$ of graphon estimation as follows

$$|\hat{\mathcal{H}}(f) - \mathcal{H}(f)| \leq E \delta^2(\hat{f}, f), \quad (37)$$

where $E > 0$ is a universal constant.

[A.2. Proof of Corollary 1] We note from Theorem 3, that we can determine the convergence rate of the estimated graphon entropy via the squared error of graphon estimation. We refer to Corollary 3.6 in [50] for the optimal rate of graphon estimation and employ it in Equation 37 to obtain

$$|\hat{\mathcal{H}}(f) - \mathcal{H}(f)| \leq C'' \left(\rho_n^{-2\alpha/(\alpha+1)} n^{-2\alpha/(\alpha+1)} + \frac{\rho_n \log n}{n} + \frac{\rho_n^2}{n^\alpha} \right) \quad (38)$$

with probability at least $1 - \exp(-C'n)$, uniformly over $f \in \mathcal{F}_\alpha(M)$, for $C', C'' > 0$ being any universal constant. \square

A.3 Proof of Proposition 1

Assume we generate realizations from (4). We shall consider the oracle estimator of Eqn. (18) based on the oracle graphon estimator with a fixed bandwidth h of (19) for $f(x, y)$. For a given h we can calculate the mean and variance of Eqn. (18), to determine how to balance the two.

We first note that from [70]

$$\begin{aligned} \mathbf{E}\{\bar{A}_{ab}^*(\tilde{z})\} &= \rho_n \bar{f}_{a,b} (1 + o(1)) \\ \left| \text{Var}\{\bar{A}_{ab}^*(\tilde{z})\} - \frac{\rho_n \bar{f}_{a,b} - \rho_n^2 \bar{f}_{ab}^2}{h_{ab}^2} \right| &< \frac{\rho_n M_f}{h_{ab}^2 (2n)^{1/2}} + \frac{\rho_n^2 M_f^2}{2n}. \end{aligned} \quad (39)$$

We can deduce from these two moments that as long as $\rho_n h_{ab}^2 = \omega(1)$

$$\bar{A}_{ab}^*(\tilde{z}) / \rho_n \xrightarrow{P} \bar{f}_{ab}. \quad (40)$$

Secondly we note that from Eqn. (18) that the form of the entropy estimator collapses to that of a SBM:

$$\hat{\mathcal{H}}^*(f) = - \sum_{a,b} \frac{h_a h_b}{n^2} \{ \bar{A}_{ab}^*(\tilde{z}) \log(\bar{A}_{ab}^*(\tilde{z})) + (1 - \bar{A}_{ab}^*(\tilde{z})) \log(1 - \bar{A}_{ab}^*(\tilde{z})) \}. \quad (41)$$

To understand the mean and variance of $\hat{\mathcal{H}}^*(G)$ we shall Taylor-expand the expression in the variables $\bar{A}_{ab}^*(\tilde{z})$, and we find that (assuming uniform integrability of \bar{A}):

$$\left| \mathbf{E}\{\hat{\mathcal{H}}^*(f)\} - \mathcal{H}(f) \right| \leq \left(\frac{1}{\rho_n \min_{a,b} \bar{f}_{ab}} + \frac{1}{1 - \rho_n \max_{a,b} \bar{f}_{ab}} \right) M_f^2 \left(\frac{h}{n} \right)^2. \quad (42)$$

This in essence determines the bias of the entropy estimation, which is monotonically decreasing with h decreasing. The expression also explicitly shows how difficult estimation near the boundaries of the parameter values is.

We can also calculate the variance of the oracle estimator $\hat{\mathcal{H}}^*(f)$. We find that this variance takes the form after linearization via delta method

$$\begin{aligned}\text{Var}\{\hat{\mathcal{H}}^*(f)\} &= \text{Var}\left\{\sum_{a,b} \frac{h_a h_b}{n^2} \left\{ \bar{A}_{ab}^*(\tilde{z}) \log(\bar{A}_{ab}^*(\tilde{z})) + (1 - \bar{A}_{ab}^*(\tilde{z})) \log(1 - \bar{A}_{ab}^*(\tilde{z})) \right\}\right\} \\ &= \text{Var}\left\{\sum_{a,b} \frac{h_a h_b}{n^2} \{2 + \log(\rho_n \bar{f}_{ab}) + \log(1 - \rho_n \bar{f}_{ab})\} \bar{A}_{ab}^*\right\} (1 + o(1)).\end{aligned}\quad (43)$$

As most quantities are positive in this sum, we may note

$$\begin{aligned}\text{Var}\{\hat{\mathcal{H}}^*(f)\} &\leq \{2 + |\log(\rho_n \|f\|_{\min})| + |\log(1 - \rho_n \|f\|_0)|\}^2 \text{Var}\left\{\sum_{a,b} \frac{h_a h_b}{n^2} \bar{A}_{ab}^*\right\} (1 + o(1)) \\ &\leq \{2 + |\log(\rho_n \|f\|_{\min})| + |\log(1 - \rho_n \|f\|_0)|\}^2 \frac{1}{n^4} \text{Var}\left\{2 \sum_{i < j} A_{ij}\right\} (1 + o(1)) \\ &\leq \{2 + |\log(\rho_n \|f\|_{\min})| + |\log(1 - \rho_n \|f\|_0)|\}^2 \frac{1}{n^4} 4 \|f\|_0 \binom{n}{2} \\ &\leq 2 \{2 + |\log(\rho_n \|f\|_{\min})| + |\log(1 - \rho_n \|f\|_0)|\}^2 \frac{1}{n^2} \|f\|_0.\end{aligned}\quad (44)$$

As this ends up summing up over all edge variables, it is not a function of h . The intuition behind our understanding of the decay in n would instead be based on summing over the entire set of edge variables, as the Taylor expansion would be valid for any estimator such that it converges in probability to a constant, similar convergence rates could be derived for any consistent estimator of \bar{f}_{ab} . This shows that h does not impact the variance of $\hat{H}^*(G)$.

B Proof of Theorem 2

Proof. The plug-in estimator for the entropy of the Configuration Model is given as follows:

$$\hat{\mathcal{H}}(f) = \frac{1}{\binom{n}{2}} \sum_{i < j} -\{[\rho_n \hat{g}(\xi_i) \hat{g}(\xi_j) \log(\rho_n \hat{g}(\xi_i) \hat{g}(\xi_j))] + [(1 - \rho_n \hat{g}(\xi_i) \hat{g}(\xi_j)) \log(1 - \rho_n \hat{g}(\xi_i) \hat{g}(\xi_j))]\}.$$

$\hat{\mathcal{H}}(f)$ has *almost* the form of U-statistic given as:

$$U_n = \frac{1}{\binom{n}{2}} \sum_{1 \leq i < j \leq n} h(\xi_i, \xi_j),$$

with

$$h(\xi_i, \xi_j) = -\{[\rho_n \hat{g}(\xi_i) \hat{g}(\xi_j) \log(\rho_n \hat{g}(\xi_i) \hat{g}(\xi_j))] + [(1 - \rho_n \hat{g}(\xi_i) \hat{g}(\xi_j)) \log(1 - \rho_n \hat{g}(\xi_i) \hat{g}(\xi_j))]\}.$$

We say *almost* as $\hat{g}(\cdot)$ is a random function. We then define:

$$\hat{\mathcal{H}}(f) = \hat{\mathcal{H}}(f) - \mathcal{E}(f) + \mathcal{E}(f),$$

where

$$\mathcal{E}(f) = \frac{1}{\binom{n}{2}} \sum_{1 \leq i < j \leq n} \tilde{h}(\xi_i, \xi_j),$$

with

$$\tilde{h}(\xi_i, \xi_j) = -\{\rho_n g(\xi_i)g(\xi_j) \log(\rho_n g(\xi_i)g(\xi_j))\} + [(1 - \rho_n g(\xi_i)g(\xi_j)) \log(1 - \rho_n g(\xi_i)g(\xi_j))].$$

We now need to show that $\widehat{\mathcal{H}}(f) - \mathcal{E}(f) = o_P(1)$. We give two auxillary lemmas that will help us achieve our goal. We also note that $\widehat{\mathcal{H}}(f) - \mathcal{H}(f) = \widehat{\mathcal{H}}(f) - \mathcal{E}(f) + \mathcal{E}(f) - \mathcal{H}(f)$. We will now determine the distribution of $\widehat{\mathcal{H}}(f) - \mathcal{E}(f)$ and show that $\mathcal{E}(f) - \mathcal{H}(f) = o(1)$, so that the distribution of $\widehat{\mathcal{H}}(f) - \mathcal{H}(f)$ will be determined by $\widehat{\mathcal{H}}(f) - \mathcal{E}(f)$.

Lemma 1. *Let $\widehat{g}(\xi_i) = g(\xi_i) + Y_i$, where $Y_i = o_P(1)$.*

Proof.

$$\begin{aligned} \widehat{g}(\xi_i) &= g(\xi_i) + Y_i = \frac{d_i}{\sqrt{\|d\|_1}} \\ &= \frac{d_i}{\sqrt{\mathbf{E}[\|d\|_1]}} \underbrace{\left\{ \sqrt{\frac{\mathbf{E}[\|d\|_1]}{\|d\|_1}} \right\}}_{\xrightarrow{P} 1} \end{aligned} \tag{45}$$

We already know that $\mathbf{E}[Y_i] = 0$, so for determining the order of Y_i we calculate $\text{Var}(Y_i)$ and then use Chebyshev's inequality.

$$\begin{aligned} \text{Var}(Y_i) &= \text{Var}(\widehat{g}(\xi_i) - g(\xi_i)) \\ &= \text{Var}_\xi \mathbf{E}_{A|\xi}[\widehat{g}(\xi_i) - g(\xi_i)|\xi] + \mathbf{E}_\xi \text{Var}_{A|\xi}\left(\frac{d_i}{\sqrt{\|d\|_1}}|\xi\right) \\ &= \mathbf{E}_\xi \text{Var}_{A|\xi}\left(\frac{d_i}{\sqrt{\|d\|_1}}|\xi\right) \end{aligned}$$

Rewriting (45) we get:

$$\begin{aligned} &\frac{d_i}{\sqrt{\mathbf{E}[\|d\|_1]}} \underbrace{\left\{ \sqrt{\frac{\mathbf{E}[\|d\|_1]}{\|d\|_1}} \right\}}_{\xrightarrow{P} 1} \\ &= \frac{d_i}{\sqrt{\mathbf{E}[\|d\|_1|\xi]} \underbrace{\sqrt{1 + \frac{\|d\|_1 - \mathbf{E}[\|d\|_1|\xi]}{\mathbf{E}[\|d\|_1|\xi]}}}_{\sqrt{1+Z_n}}} \end{aligned}$$

To determine the order of Z_n with $\mathbf{E}[Z_n] = 0$, we again need to calculate $\text{Var}(Z_n)$. We start by noting:

$$\begin{aligned}
& \text{Var}(\|d\|_1 - \mathbf{E}[\|d\|_1]|\xi) \\
&= \text{Var}(\|d\|_1|\xi) \\
&= \text{Var} \sum_i \sum_{j \neq i} A_{ij}|\xi \\
&= \sum_i \sum_{j \neq i} \rho_n g(\xi_i) g(\xi_j) (1 - \rho_n g(\xi_i) g(\xi_j)) \\
&\leq g_{max}^2 \rho_n n(n-1),
\end{aligned}$$

uniformly in ξ where $g_{max} = \sup_x g(x)$. For the denominator we have:

$$\mathbf{E}[\|d\|_1|\xi] = \sum_{i=1}^n \sum_{j \neq i} \rho_n g(\xi_i) g(\xi_j) \geq \rho_n n(n-1) g_{min}^2$$

Hence, for $\text{Var}(Z_n)$ we obtain

$$\text{Var}(Z_n) \leq \frac{g_{max}^2 \rho_n n(n-1)}{\rho_n^2 n^2 (n-1)^2 g_{min}^2} = \frac{g_{max}^2}{\rho_n n(n-1) g_{min}^2}.$$

As $Z_n = o_P(1)$, by the Stochastic Taylor Expansion we get

$$Y_i = \frac{d_i}{\sqrt{\mathbf{E}[\|d\|_1|\xi]}} \left\{ 1 + \frac{1}{2} Z_n + O_P(\sqrt{\text{Var}(Z_n)}) \right\}.$$

Assuming Z_n is uniformly integrable,

$$\text{Var}(Y_i) = \text{Var}(Y_i|\xi_i) = \text{Var}\left(\frac{d_i}{\sqrt{\mathbf{E}[\|d\|_1|\xi]}}|\xi\right).$$

We already know the order of $\sqrt{\mathbf{E}[\|d\|_1|\xi]}$, so now we calculate $\text{Var}(d_i|\xi)$ as follows

$$\begin{aligned}
\text{Var}(d_i|\xi) &= \text{Var}\left(\sum_{j \neq i} A_{ij}|\xi\right) = \sum_{j \neq i} \text{Var}(A_{ij}|\xi) \\
&= \sum_{j \neq i} \rho_n g(\xi_i) g(\xi_j) (1 - \rho_n g(\xi_i) g(\xi_j)) \\
&\leq \rho_n (n-1) g_{max}^2.
\end{aligned}$$

So,

$$\text{Var}(Y_i) \leq \frac{1}{\rho_n g_{min}^2 n(n-1)} \rho_n (n-1) g_{max}^2 = \mathcal{O}\left(\frac{1}{n}\right),$$

which in limit tends to zero, i.e.,

$$\lim_{n \rightarrow \infty} \text{Var}(Y_i) \rightarrow 0.$$

We need $k = \mathcal{O}(\sqrt{n})$, so we choose k to be $\sqrt{\mathbf{E}[d_i|\xi]}$. Then, by Chebyshev's inequality we have:

$$\lim_{n \rightarrow \infty} P\left\{|Y_i| \geq \mathcal{O}\left(\frac{1}{\sqrt{n}}\right)\right\} \leq \frac{1}{\mathbf{E}[d_i|\xi]},$$

which corresponds to

$$\lim_{n \rightarrow \infty} P(|Y_i| \geq 0) = 0.$$

Therefore, $Y_i = o_P(1)$. □

Lemma 2.

$$\widehat{\mathcal{H}}(f) = \mathcal{E}(f) + \Delta\mathcal{E}(f)$$

Proof. As stated before, we know that $\widehat{g}(\xi_i) = g(\xi_i) + Y_i$ with $Y_i = o_P(1)$. Rewriting $\widehat{\mathcal{H}}(f)$ in terms of $\widehat{g}(\xi_i) = g(\xi_i) + Y_i$, we get:

$$\begin{aligned} \widehat{\mathcal{H}}(f) = & -\frac{1}{\binom{n}{2}} \left\{ \sum_{i,j} \underbrace{\rho_n(g(\xi_i) + Y_i)(g(\xi_j) + Y_j) \log((g(\xi_i) + Y_i)(g(\xi_j) + Y_j))}_{\text{term (1)}} \right. \\ & \left. - \underbrace{[(1 - \rho_n(g(\xi_i) + Y_i)(g(\xi_j) + Y_j)) \log(1 - \rho_n(g(\xi_i) + Y_i)(g(\xi_j) + Y_j))]}_{\text{term (2)}} \right\}. \end{aligned}$$

After simple algebra and using identities for the logarithmic function; we arrive to the conclusion that:

$$\widehat{\mathcal{H}}(f) = \mathcal{E}(f) + \Delta\mathcal{E}(f),$$

with

$$\Delta\mathcal{E}(f) = \mathcal{O}_P(Y_i^4).$$

As $Y_i = o_P(1)$, and every term in $\Delta\mathcal{E}(f)$ has at least one factor of Y_i , then $\Delta\mathcal{E}(f) = o_P(1)$. □

So, the distribution of $\widehat{\mathcal{H}}(f)$ is determined only by $\mathcal{E}(f)$ and its variance is calculated via the classic theory of U-statistics as follows:

$$\sigma_{\widehat{\mathcal{H}}}^2 = \frac{1}{\binom{n}{2}} \left\{ 2(n-2)\zeta_1 + \zeta_2 \right\}, \quad (46)$$

with

$$\zeta_k = \text{Var}(\tilde{h}_k(\xi_i, \xi_j)),$$

where

$$\tilde{h}_k(x_1, \dots, x_k) = \mathbf{E}[\tilde{h}(X_1, \dots, X_m) | X_1 = x_1, \dots, X_k = x_k].$$

So, $\mathbf{E}[\tilde{h}_1(\xi_i, \xi_j)] = \mathbf{E}[\mathbf{E}[\tilde{h}(\xi_i, \xi_j) | \xi_i]] = \mathbf{E}[\tilde{h}(\xi_i, \xi_j)]$.

Then,

$$\begin{aligned} \zeta_1 &= \text{Var}(\tilde{h}_1(\xi_i, \xi_j)) \\ &= \mathbf{E}[\tilde{h}_1^2(\xi_i, \xi_j)] - \mathbf{E}^2[\tilde{h}_1(\xi_i, \xi_j)] \\ &= \{\rho_n g(y) \log \rho_n + \rho_n g(y) \log(g(y))\} + \rho_n \int_{[0,1]} g(\xi_j) \log\{g(\xi_j)\} d\xi_j - \rho_n g(y)\}^2 \\ &\quad - \{\rho_n \log \rho_n + 2\rho_n \int_0^1 g(x) \log(g(x)) dx - \frac{1}{\log(2)} \rho_n - \mathcal{O}(\rho_n^2)\}^2, \end{aligned}$$

and

$$\begin{aligned}\zeta_2 &= \text{Var}(\tilde{h}_2(\xi_i, \xi_j)) \\ &= g_2^2(\rho_n^2 \log^2(\rho_n) - 2\rho_n^2 \log \rho_n + \rho_n) + g_3^2(2\rho_n^2 \log \rho_n - 2\rho_n^3) + g_2\{\rho_n^2 \int g^2(\xi_i) \log^2 g(\xi_i) d\xi_i\} \\ &\quad + 4\rho_n \int g^2(\xi_i) \log g(\xi_i) d\xi_i + g_4\rho_n^4 - \{\rho_n \log \rho_n + 2\rho_n \int_0^1 g(x) \log g(x) dx - \frac{1}{\log(2)}\rho_n - \mathcal{O}(\rho_n^2)\}^2,\end{aligned}$$

where we define the function p -norm to be

$$g_p = \|g\|_p = \int_0^1 g^p(x) dx,$$

for $p = 1, 2, 3, 4$. □

Lemma 3. $\mathcal{E}(f) - \mathcal{H}(f) = o_P(1)$.

Proof. Recall that

$$\mathcal{E}(f) = -\frac{1}{\binom{n}{2}} \sum_{i=1}^n \sum_{j=1}^n \{\rho_n g(\xi_i) g(\xi_j) \log(\rho_n g(\xi_i) g(\xi_j)) + (1 - \rho_n g(\xi_i) g(\xi_j)) \log(1 - \rho_n g(\xi_i) g(\xi_j))\},$$

and

$$\mathcal{H}(f) = - \iint_{[0,1]^2} \rho_n g(x) g(y) \log(\rho_n g(x) g(y)) + (1 - \rho_n g(x) g(y)) \log(1 - \rho_n g(x) g(y)) \} dx dy.$$

We note that $\mathcal{H}(f) = \mathbb{E}_\xi[\mathcal{E}(f)]$. We note the form of the variance from Equation 46 is of the order $O(\rho_n/n)$. By the Chebyshev's inequality, for any $\epsilon > 0$ and $C > 0$, we then obtain

$$\lim_{n \rightarrow \infty} \mathbb{P}(|\mathcal{H}(f) - \mathcal{E}(f)| > \epsilon) \leq \frac{C\rho_n}{n\epsilon^2} \rightarrow 0, \quad (47)$$

which concludes the proof. □

C.1 Entropy of a block-constant graphon

Given the block constant graphon function

$$W(x, y) = \sum_{a,b} \theta_{ab} \mathbf{1}(H(a-1) < x < H(a)), \mathbf{1}(H(b-1) < y < H(b)),$$

its entropy is given as

$$\mathcal{H}(W) = \iint_{[0,1]^2} h(W(x, y)) dx dy,$$

where $h(\cdot)$ is the binary entropy function defined in (8). Define the region

$$\omega_{ab} = \{(x, y) \mid H(a-1) < x < H(a), \quad H(b-1) < y < H(b)\},$$

then we get

$$\begin{aligned}
\mathcal{H}(W) &= - \iint_{[0,1]^2} \left\{ \sum_{a,b} \theta_{ab} \mathbb{1}((x,y) \in \omega_{ab}) \log(\theta_{ab}) + \sum_{a,b} \mathbb{1}((x,y) \in \omega_{ab}) (1 - \theta_{ab}) \log(1 - \theta_{ab}) \right\} dx dy \\
&= - \sum_{a',b'} \iint_{\omega_{a',b'}} \left\{ \sum_{a,b} \mathbb{1}((x,y) \in \omega_{ab}) [\theta_{ab} \log(\theta_{ab}) + (1 - \theta_{ab}) \log(1 - \theta_{ab})] \right\} dx dy \\
&= - \sum_{a,b} \frac{h_a h_b}{n^2} [\theta_{ab} \log(\theta_{ab}) + (1 - \theta_{ab}) \log(1 - \theta_{ab})].
\end{aligned} \tag{48}$$

C.2 Proof of Corollary 2

We denote a single entry of the connection probability matrix by θ and the matrix by Θ . Following [50], we denote $\hat{\Theta}$ the least-squares estimator of Θ in the collection of all $k \times k$ block matrices with block size larger than some integer n_0 . We denote the set of all mappings $z : [n] \rightarrow [k]$ with minimum block size n_0 by \mathcal{Z}_{n,k,n_0} . For any $z \in \mathcal{Z}_{n,k,n_0}$, $\mathbf{Q} \in \mathbb{R}_{\text{sym}}^{k \times k}$, the residual sum of squares is defined as

$$L(\mathbf{Q}, z) = \sum_{(a,b) \in [k] \times [k]} \sum_{(i,j) \in z^{-1}(a) \times z^{-1}(b), j < i} (A_{ij} - Q_{ij}),$$

and the least squares estimator of (\mathbf{Q}, z) as

$$(\hat{\mathbf{Q}}, \hat{z}) \in \arg \min_{\mathbf{Q} \in \mathbb{R}_{\text{sym}}^{k \times k}, z \in \mathcal{Z}_{n,k,n_0}} L(\mathbf{Q}, z).$$

The block constant least squares estimator of $(\Theta)_{ab}$ is defined as $\hat{\Theta}_{ab} = \hat{Q}_{\hat{z}(i)\hat{z}(j)}$ for all $1 \leq a, b \leq k$, where $\hat{z}(i) = a$ and $\hat{z}(j) = b$, respectively. Note that $\hat{\Theta}_{ab} \in [0, 1]$.

We have seen the form that the entropy of the block-constant graphon takes after further simplifications in Appendix C.1. Having defined the estimator of Θ , we denote the estimated entropy by

$$\hat{\mathcal{H}}(\theta) = -\frac{1}{k^2} \sum_{a < b}^k [\hat{\theta}_{ab} \log(\hat{\theta}_{ab}) + (1 - \hat{\theta}_{ab}) \log(1 - \hat{\theta}_{ab})]$$

Following the proof sketch of Theorem 3, we obtain

$$|\hat{\mathcal{H}}(f) - \mathcal{H}(f)| \leq C \iint_{[0,1]^2} D(\hat{f}|f) dx dy \leq C \iint_{[0,1]^2} (\hat{f} - f)^2 dx dy \leq C \rho_n \left(\frac{k^2}{n^2} + \frac{\log(k)}{n} \right),$$

where the last inequality follows from [50].

References

- [1] ALBERT, R., AND BARABÁSI, A.-L. Statistical mechanics of complex networks. *Reviews of modern physics* 74, 1 (2002), 47.
- [2] ALDOUS, D. J. Representations for partially exchangeable arrays of random variables. *Journal of Multivariate Analysis* 11, 4 (1981), 581–598.
- [3] ALON, N., AND ORLITSKY, A. Source coding and graph entropies. *IEEE Transactions on Information Theory* 42, 5 (1996), 1329–1339.
- [4] AMINI, A. A., CHEN, A., BICKEL, P. J., AND LEVINA, E. Pseudo-likelihood methods for community detection in large sparse networks. *The Annals of Statistics* 41, 4 (2013), 2097–2122.
- [5] ANAND, K., AND BIANCONI, G. Entropy measures for networks: Toward an information theory of complex topologies. *Physical Review E* 80, 4 (2009), 045102.
- [6] ANAND, K., BIANCONI, G., AND SEVERINI, S. Shannon and von Neumann entropy of random networks with heterogeneous expected degree. *Physical Review E* 83, 3 (2011), 036109.
- [7] AUSTIN, T. On exchangeable random variables and the statistics of large graphs and hypergraphs. *Probability Surveys* 5, 0 (2008), 80–145.
- [8] AUSTIN, T. Exchangeable random measures. In *Annales de l’IHP Probabilités et statistiques* (2015), vol. 51, pp. 842–861.
- [9] AZIZ, F., AKBAR, M. S., JAWAD, M., MALIK, A. H., UDDIN, M. I., AND GKOUTOS, G. V. Graph characterisation using graphlet-based entropies. *Pattern Recognition Letters* 147 (2021), 100–107.
- [10] BEIRLANT, J., DUDEWICZ, E. J., GYÖRFI, L., VAN DER MEULEN, E. C., ET AL. Nonparametric entropy estimation: An overview. *International Journal of Mathematical and Statistical Sciences* 6, 1 (1997), 17–39.
- [11] BERCHER, J., AND VIGNAT, C. Estimating the entropy of a signal with applications. *IEEE transactions on signal processing* 48, 6 (2000), 1687–1694.
- [12] BERRETT, T. B., SAMWORTH, R. J., AND YUAN, M. Efficient multivariate entropy estimation via k-nearest neighbour distances. *Ann. Statist.* 47, 1 (2019), 288–318.
- [13] BHATT, A., WANG, Z., WANG, C., AND WANG, L. Universal graph compression: Stochastic block models. *IEEE Transactions on Information Theory* (2023).
- [14] BIANCONI, G. The entropy of randomized network ensembles. *EPL (Europhysics Letters)* 81, (2007), 28005.
- [15] BIANCONI, G. Entropy of network ensembles. *Physical Review E* 79, 3 (2009), 036114.
- [16] BICKEL, P. J., AND CHEN, A. A nonparametric view of network models and Newman–Girvan and other modularities. *Proceedings of the National Academy of Sciences* 106, 50 (2009), 21068–21073.

- [17] BICKEL, P. J., CHEN, A., LEVINA, E., ET AL. The method of moments and degree distributions for network models. *The Annals of Statistics* 39, 5 (2011), 2280–2301.
- [18] BOCCALETTI, S., LATORA, V., MORENO, Y., CHAVEZ, M., AND HWANG, D.-U. Complex networks: Structure and dynamics. *Physics reports* 424, 4-5 (2006), 175–308.
- [19] BOLLOBÁS, B. Threshold functions for small subgraphs. In *Mathematical Proceedings of the Cambridge Philosophical Society* (1981), vol. 90, Cambridge University Press, pp. 197–206.
- [20] BOLLOBÁS, B., AND RIORDAN, O. Metrics for sparse graphs. In *Surveys in Combinatorics 2009*, London Mathematical Society Lecture Note Series 365. Cambridge Univ. Press, Cambridge, 2009, pp. 211–287.
- [21] BORDENAVE, C., AND CAPUTO, P. Large deviations of empirical neighborhood distribution in sparse random graphs. *Probability Theory and Related Fields* 163, 1-2 (2015), 149–222.
- [22] BRAUNSTEIN, S. L., GHOSH, S., AND SEVERINI, S. The Laplacian of a graph as a density matrix: a basic combinatorial approach to separability of mixed states. *Annals of Combinatorics* 10, 3 (2006), 291–317.
- [23] CELISSE, A., DAUDIN, J.-J., AND PIERRE, L. Consistency of maximum-likelihood and variational estimators in the stochastic block model. *Electronic Journal of Statistics* 6 (2012), 1847–1899.
- [24] CHATTERJEE, S. Matrix estimation by universal singular value thresholding. *The Annals of Statistics* 43, 1 (2015), 177–214.
- [25] CHATTERJEE, S., AND VARADHAN, S. S. The large deviation principle for the Erdős-Rényi random graph. *European Journal of Combinatorics* 32, 7 (2011), 1000–1017.
- [26] CHOI, D. S., WOLFE, P. J., AND AIROLDI, E. M. Stochastic blockmodels with a growing number of classes. *Biometrika* 99, 2 (2012), 273–284.
- [27] CHOI, Y., AND SZPANKOWSKI, W. Compression of graphical structures: Fundamental limits, algorithms, and experiments. *IEEE Transactions on Information Theory* 58, 2 (2012), 620–638.
- [28] CHUNG, F., AND LU, L. The average distances in random graphs with given expected degrees. *Proceedings of the National Academy of Sciences* 99, 25 (2002), 15879–15882.
- [29] DEHMER, M. A novel method for measuring the structural information content of networks. *Cybernetics and Systems: An International Journal* 39, 8 (2008), 825–842.
- [30] DEHMER, M., AND MOWSHOWITZ, A. A history of graph entropy measures. *Information Sciences* 181, 1 (2011), 57–78.
- [31] DELGOSHA, P., AND ANANTHARAM, V. Universal lossless compression of graphical data. *IEEE Transactions on Information Theory* 66, 11 (2020), 6962–6976.
- [32] DELGOSHA, P., AND ANANTHARAM, V. A universal lossless compression method applicable to sparse graphs and heavy-tailed sparse graphs. *IEEE Transactions on Information Theory* 69, 2 (2022), 719–751.
- [33] DOROGOVTSSEV, S. N., AND MENDES, J. F. Evolution of networks. *Advances in physics* 51, 4 (2002), 1079–1187.

- [34] ERDŐS, P., AND RÉNYI, A. On random graphs I. *Publ. math. debrecen* 6, 290–297 (1959), 18.
- [35] ERDŐS, P., RÉNYI, A. On the evolution of random graphs. *Publ. math. inst. hung. acad. sci* 5, 1 (1960), 17–60.
- [36] FRANKE, B., AND WOLFE, P. J. Network modularity in the presence of covariates. *arXiv preprint arXiv:1603.01214* (2016).
- [37] GANARDI, M., HUCKE, D., LOHREY, M., AND BENKNER, L. S. Universal tree source coding using grammar-based compression. *IEEE Transactions on Information Theory* 65, 10 (2019), 6399–6413.
- [38] GAO, C., LU, Y., AND ZHOU, H. H. Rate-optimal graphon estimation. *The Annals of Statistics* 43, 6 (2015), 2624–2652.
- [39] HAJE HUSSEIN, F., AND GOLUBEV, Y. On entropy estimation by m-spacing method. *Journal of Mathematical Sciences* 163, 3 (2009).
- [40] HALL, P., AND MORTON, S. C. On the estimation of entropy. *Annals of the Institute of Statistical Mathematics* 45 (1993), 69–88.
- [41] HAN, Y., JIAO, J., WEISSMAN, T., AND WU, Y. Optimal rates of entropy estimation over lipschitz balls. *Annals of Statistics* 48, 6 (12 2020), 3228–3250.
- [42] HATAMI, H., JANSON, S., AND SZEGEDY, B. Graph properties, graph limits, and entropy. *Journal of Graph Theory* 87, 2 (2018), 208–229.
- [43] HOFF, P. D., RAFTERY, A. E., AND HANDCOCK, M. S. Latent space approaches to social network analysis. *Journal of the american Statistical association* 97, 460 (2002), 1090–1098.
- [44] HOLLAND, P. W., LASKEY, K. B., AND LEINHARDT, S. Stochastic blockmodels: First steps. *Social networks* 5, 2 (1983), 109–137.
- [45] HOOVER, D. N. Relations on probability spaces and arrays of random variables. *Technical report, Institute for Advanced Study* (1979).
- [46] JANSON, S. Graphons, cut norm and distance, rearrangements and coupling. *New York J. Math. Monographs* 24 (2013), 1–76.
- [47] JANSON, S., AND DIACONIS, P. Graph limits and exchangeable random graphs. *Rendiconti di Matematica e delle sue Applicazioni. Serie VII* (2008), 33–61.
- [48] JIAO, J., VENKAT, K., HAN, Y., AND WEISSMAN, T. Minimax estimation of functionals of discrete distributions. *IEEE Transactions on Information Theory* 61, 5 (2015), 2835–2885.
- [49] JIAO, J., VENKAT, K., HAN, Y., AND WEISSMAN, T. Maximum likelihood estimation of functionals of discrete distributions. *IEEE Transactions on Information Theory* 63, 10 (2017), 6774–6798.
- [50] KLOPP, O., TSYBAKOV, A. B., VERZELEN, N., ET AL. Oracle inequalities for network models and sparse graphon estimation. *The Annals of Statistics* 45, 1 (2017), 316–354.
- [51] KONTOYIANNIS, I., ALGOET, P. H., SUHOV, Y. M., AND WYNER, A. J. Nonparametric entropy estimation for stationary processes and random fields, with applications to english text. *IEEE Transactions on Information Theory* 44, 3 (1998), 1319–1327.

- [52] KÖRNER, J. Coding of an information source having ambiguous alphabet and the entropy of graphs. In *6th Prague conference on information theory* (1973), pp. 411–425.
- [53] KRIOUKOV, D. Clustering implies geometry in networks. *Physical review letters* 116, 20 (2016), 208302.
- [54] LAURITZEN, S. L. Exchangeable rasch matrices. *Rend. Mat. Appl.(7)* 28, 1 (2008), 83–95.
- [55] LI, A., AND PAN, Y. Structural information and dynamical complexity of networks. *IEEE Transactions on Information Theory* 62, 6 (2016), 3290–3339.
- [56] LIU, H., LAFFERTY, J., AND WASSERMAN, L. Exponential concentration inequality for mutual information estimation. In *Neural Information Processing Systems (NIPS)* (2012).
- [57] LIU, X., FU, L., WANG, X., AND ZHOU, C. On the similarity between von Neumann graph entropy and structural information: Interpretation, computation, and applications. *IEEE Transactions on Information Theory* 68, 4 (2022), 2182–2202.
- [58] LOVÁSZ, L., AND SZEGEDY, B. Limits of dense graph sequences. *Journal of Combinatorial Theory, Series B* 96, 6 (2006), 933–957.
- [59] ŁUCZAK, T., MAGNER, A., AND SZPANKOWSKI, W. Asymmetry and structural information in preferential attachment graphs. *Random Structures & Algorithms* 55, 3 (2019), 696–718.
- [60] ŁUCZAK, T., MAGNER, A., AND SZPANKOWSKI, W. Compression of preferential attachment graphs. In *2019 IEEE International Symposium on Information Theory (ISIT)* (2019), IEEE, pp. 1697–1701.
- [61] MOON, K. R., SRICHARAN, K., GREENEWALD, K., AND HERO, A. O. Nonparametric ensemble estimation of distributional functionals. *arXiv preprint arXiv:1601.06884* (2016).
- [62] MOWSHOWITZ, A. Entropy and the complexity of graphs: I. an index of the relative complexity of a graph. *The bulletin of mathematical biophysics* 30, 1 (1968), 175–204.
- [63] MOWSHOWITZ, A. Entropy and the complexity of graphs: I. an index of the relative complexity of a graph. *The bulletin of mathematical biophysics* 30, 1 (1968), 175–204.
- [64] MOWSHOWITZ, A. Entropy and the complexity of graphs: Ii. the information content of digraphs and infinite graphs. *The Bulletin of mathematical biophysics* 30, 2 (1968), 225–240.
- [65] MOWSHOWITZ, A. Entropy and the complexity of graphs: Iii. graphs with prescribed information content. *The bulletin of mathematical biophysics* 30, 3 (1968), 387–414.
- [66] MOWSHOWITZ, A. Entropy and the complexity of graphs: Iv. entropy measures and graphical structure. *The bulletin of mathematical biophysics* 30, 4 (1968), 533–546.
- [67] MOWSHOWITZ, A., AND DEHMER, M. Entropy and the complexity of graphs revisited. *Entropy* 14, 3 (2012), 559–570.
- [68] NEWMAN, M. *Networks*. Oxford university press, 2018.
- [69] NEWMAN, M. E., AND GIRVAN, M. Finding and evaluating community structure in networks. *Physical review E* 69, 2 (2004), 026113.

- [70] OLHEDE, S. C., AND WOLFE, P. J. Network histograms and universality of blockmodel approximation. *Proceedings of the National Academy of Sciences* 111, 41 (2014), 14722–14727.
- [71] ORBANZ, P., AND ROY, D. M. Bayesian models of graphs, arrays and other exchangeable random structures. *IEEE transactions on pattern analysis and machine intelligence* 37, 2 (2014), 437–461.
- [72] PANINSKI, L. Estimation of entropy and mutual information. *Neural computation* 15, 6 (2003), 1191–1253.
- [73] PANINSKI, L., AND YAJIMA, M. Undersmoothed kernel entropy estimators. *IEEE Transactions on Information Theory* 54, 9 (2008), 4384–4388.
- [74] PATON, J., HARTLE, H., STEPANYANTS, H., VAN DER HOORN, P., AND KRIOUKOV, D. Entropy of labeled versus unlabeled networks. *Physical Review E* 106, 5 (2022), 054308.
- [75] PEIXOTO, T. P. Entropy of stochastic blockmodel ensembles. *Physical Review E* 85, 5 (2012), 056122.
- [76] RASHEVSKY, N. Life, information theory, and topology. *The bulletin of mathematical biophysics* 17, 3 (1955), 229–235.
- [77] REITTU, H., BAZSÓ, F., AND NORROS, I. Regular decomposition: an information and graph theoretic approach to stochastic block models. *arXiv preprint arXiv:1704.07114* (2017).
- [78] SEIERSTAD, C., AND OPSAHL, T. For the few not the many? The effects of affirmative action on presence, prominence, and social capital of women directors in Norway. *Scandinavian Journal of Management* 27, 1 (2011), 44–54.
- [79] SHANNON, C. E. A mathematical theory of communication. *The Bell system technical journal* 27, 3 (1948), 379–423.
- [80] SÖDERBERG, B. General formalism for inhomogeneous random graphs. *Physical review E* 66, 6 (2002), 066121.
- [81] SRICHARAN, K., WEI, D., AND HERO, A. O. Ensemble estimators for multivariate entropy estimation. *IEEE transactions on information theory* 59, 7 (2013), 4374–4388.
- [82] SZEMERÉDI, E. *Regular partitions of graphs*. Stanford University, 1975.
- [83] TRUCCO, E. A note on the information content of graphs. *The bulletin of mathematical biophysics* 18, 2 (1956), 129–135.
- [84] VON LUXBURG, U. A tutorial on spectral clustering. *Statistics and computing* 17, 4 (2007), 395–416.
- [85] WEST, J., BIANCONI, G., SEVERINI, S., AND TESCHENDORFF, A. E. Differential network entropy reveals cancer system hallmarks. *Scientific reports* 2, 1 (2012), 1–8.
- [86] WOLFE, P. J., AND OLHEDE, S. C. Nonparametric graphon estimation. *arXiv preprint arXiv:1309.5936* (2013).
- [87] XU, J., MASSOULIÉ, L., AND LELARGE, M. Edge label inference in generalized stochastic block models: from spectral theory to impossibility results. In *Conference on Learning Theory* (2014), PMLR, pp. 903–920.

- [88] YE, C., WILSON, R. C., COMIN, C. H., COSTA, L. D. F., AND HANCOCK, E. R. Approximate von Neumann entropy for directed graphs. *Physical Review E* 89, 5 (2014), 052804.
- [89] YOUNG, J.-G., ST-ONGE, G., DESROSIERS, P., AND DUBÉ, L. J. Universality of the stochastic block model. *Physical Review E* 98, 3 (2018), 032309.
- [90] ZENIL, H., KIANI, N. A., AND TEGNÉR, J. Low-algorithmic-complexity entropy-deceiving graphs. *Physical Review E* 96, 1 (2017), 012308.
- [91] ZENIL, H., KIANI, N. A., AND TEGNÉR, J. A review of graph and network complexity from an algorithmic information perspective. *Entropy* 20, 8 (2018), 551.
- [92] ZENIL, H., SOLER-TOSCANO, F., DINGLE, K., AND LOUIS, A. A. Correlation of automorphism group size and topological properties with program-size complexity evaluations of graphs and complex networks. *Physica A: Statistical Mechanics and its Applications* 404 (2014), 341–358.
- [93] ZHANG, J., YANG, E.-H., AND KIEFFER, J. C. A universal grammar-based code for lossless compression of binary trees. *IEEE Transactions on Information Theory* 60, 3 (2013), 1373–1386.
- [94] ZHAO, Y., LEVINA, E., AND ZHU, J. Consistency of community detection in networks under degree-corrected stochastic block models. *The Annals of Statistics* 40, 4 (2012), 2266–2292.