

Hyperbolic Contrastive Learning

Yun Yue¹, Fangzhou Lin^{1,2}, Kazunori D Yamada²,
Ziming Zhang¹

¹Worcester Polytechnic Institute, Worcester, USA, ²Tohoku University, Sendai, Japan
{yyue, z Zhang15}@wpi.edu

Abstract

Learning good image representations that are beneficial to downstream tasks is a challenging task in computer vision. As such, a wide variety of self-supervised learning approaches have been proposed. Among them, contrastive learning has shown competitive performance on several benchmark datasets. The embeddings of contrastive learning are arranged on a hypersphere that results in using the inner (dot) product as a distance measurement in Euclidean space. However, the underlying structure of many scientific fields like social networks, brain imaging, and computer graphics data exhibit highly non-Euclidean latent geometry. We propose a novel contrastive learning framework to learn semantic relationships in the hyperbolic space. Hyperbolic space is a continuous version of trees that naturally owns the ability to model hierarchical structures and is thus beneficial for efficient contrastive representation learning. We also extend the proposed Hyperbolic Contrastive Learning (HCL) to the supervised domain and studied the adversarial robustness of HCL. The comprehensive experiments show that our proposed method achieves better results on self-supervised pretraining, supervised classification, and higher robust accuracy than baseline methods.

1. Introduction

In computer vision, downstream tasks could be fine-tuned efficiently and effectively with good image representations. However, learning a good image representation remains a challenging task [25, 29, 41, 54, 65, 73, 85]. The “pretext” self-supervised learning [9, 28, 62, 78] relies on heuristic hand-crafted task design to learn representations. Recently, contrastive learning [17, 36] has become the dominant method in self-supervised learning and has shown competitive performance over its supervised counterpart on several downstream tasks such as classification, object detection, and segmentation [18, 21, 24, 32, 38, 39, 44, 52, 56, 64].

Typically, given an anchor point \mathbf{x} , contrastive learning takes augmented views of the same data as positive pairs

$(\mathbf{x}, \mathbf{x}^+)$, and other data in the same batch as negative pairs $(\mathbf{x}, \mathbf{x}^-)$. Since the similarity in the embedding space reflects the similarity of semantics. The contrastive representation learning attempts to pull the embeddings of positive pairs closer and push the embeddings of negative pairs away in the latent space by optimizing the objective such as the InfoNCE loss [12, 64].

Despite the promising results shown by current contrastive learning literature, it suffers from a fundamental limitation that has been encountered by many embedding methods: the ability to model complex patterns is inherently bounded by the dimensionality of the embedding space [60]. The embeddings of contrastive learning are arranged on a hypersphere that results in using inner (dot) product as a distance measurement. However, the underlying structure of many scientific fields like social networks, brain imaging, and computer graphics data are hierarchical [6]. In this paper, we attempt to build an efficient learning framework by introducing hyperbolic space.

Different from the Euclidean space \mathbb{R}^n that has polynomial volume growth w.r.t. the radius, the hyperbolic space \mathbb{H}^n has exponential growth that is suitable for tree-like structure data. The representation power of hyperbolic space has been demonstrated in NLP [60, 61] as well as image segmentation [3, 84], few-shot [48] and zero-shot learning [53], and metric learning equipped with vision transformers [20]. To better reveal the underlying hierarchical structure of data, we explore the potential of hyperbolic space, where the curvature is a constant negative, in contrastive learning. Instead of computing the feature similarity in Euclidean space, we project data to hyperbolic space for distance measurement. Similar to the general tree structure, the hyperbolic space is a continuous version of trees that naturally owns the ability to model hierarchical structures and is thus beneficial for efficient contrastive learning.

- In this paper, we propose *Hyperbolic Contrastive Learning (HCL)*, a new contrastive learning framework for self-supervised image pretraining that leverages the representation power of hyperbolic space.
- We further propose *Supervised Hyperbolic Contrastive*

Learning (SHCL), a variant of general supervised contrastive loss that yields even better performance on supervised image classification tasks.

Though the feature consistency w.r.t. data augmentations introduced by the contrastive loss is effective for standard generalization of CNNs and unsupervised learning [43, 45, 46, 87, 88, 92], deep learning models also exhibit adversarial fragility [14]. Considering pretrained models from self-supervision is usually used in downstream tasks for faster fine-tuning or better accuracy, it is natural to explore whether pretrained self-supervised models play a similar role for adversarial training as they have for standard training [14]. The connection between self-supervised contrastive learning and adversarial training has not been built until recently [45, 49].

- To develop label-efficient and robust models, we further investigate *Robust Hyperbolic Contrastive Learning (RHCL)* and verify that hyperbolic space is more suitable for contrastive learning and more robust to adversarial attacks.

Our approach is based on Poincaré model, a particular model of hyperbolic space that is well-suited for gradient-based optimization [60]. To the best of our knowledge, we are the first to investigate contrastive learning, its supervised counterpart, as well as its adversarial robustness in the hyperbolic space. Empirically, We show that the proposed *HCL* and *SHCL* are more appropriate in capturing the underlying relationships of image data and thus result in better classification performance on several benchmark datasets. We also demonstrate that *RHCL* is more robust to adversarial perturbations compared with general contrastive learning and other baseline methods.

2. Related Work

Self-supervised Contrastive Learning. The idea of pulling the representations of similar data (positive pairs) in the embedding space while pushing away representations of dissimilar data (negative pairs) has long been the classic idea in metric learning [59]. One of the fundamental losses in metric learning is contrastive loss [36]. A wide variety of its variants has since been proposed [5, 30, 63, 74, 83]. Recently, learning representations from unlabeled data in contrastive way [17, 36] has been one of the most competitive research field [4, 11–13, 16, 38, 42, 44, 51, 56, 64, 74, 77, 86]. Popular model structures like SimCLR [12] and Moco [38] apply the commonly used loss function InfoNCE [64] to learn a latent representation that is beneficial to downstream tasks. Several theoretical studies show that self-supervised contrastive loss optimizes data representations by aligning the same image’s two views (positive pairs) while pushing different images (negative pairs) away on the hypersphere [2, 15, 81, 82]. Though these pair-based methods in self-supervised contrastive learning do not require labels, they rely heavily on calculating Euclidean distance between data embeddings.

In addition, hierarchical semantic structures naturally exist in image datasets. While other work like the Hierarchical Contrastive Selective Coding (HCSC) [34] learns a set of hierarchical prototypes to represent the hierarchical semantic structures underlying the data in the latent space explicitly, our work proposes to learn the hierarchy structure in a different space with hyperbolic embedding without defining extra prototypes.

Adversarial Robustness of Contrastive Learning. Deep Neural Networks (DNNs) for computer vision are vulnerable to small image perturbations [8, 31, 75]. For example, small perturbations to the visual input can result in large feature variations and crucial challenges in safety-critical applications [8, 22, 31, 58, 66, 75]. Adversarial defense algorithms have been proposed in response to the adversarial threat [55, 70, 91]. One of the most popular approaches is adversarial training (AT) [55], which trains the neural network with the worst-case adversarial examples. Although existing contrastive learning literature has shown boosted performance on the standard generalization, its connection with adversarial robustness has not been studied until recently [45, 49]. For detailed review please refer [69]. Essentially, SimCLR encourages feature consistency to specified data augmentations. Coincidentally, enforcing consistency during training w.r.t. perturbations has been shown to smooth feature space near samples and thus immediately help adversarial robustness [1, 10, 90]. Several closely relevant works have investigated improving the adversarial robustness via self-supervised contrastive pretraining [14, 35, 49, 89]. We draw upon the insights in these works and seek to investigate the adversarial robustness of contrastive learning in a new embedding space.

Supervised Contrastive Learning. The cross-entropy loss has been the most widely used loss function for supervised learning of deep classification models for years. With the development of contrastive learning, the approach has been extended to fully-supervised setting [47]. Since the label information is known in supervised setting, instances from the same class naturally form a positive data pool, and data from different classes are negatives. Technically, each anchor has many positives as opposed to self-supervised contrastive learning which uses only a single augmentation as a positive. The supervised contrastive (SupCon) loss has been shown consistently outperforms cross-entropy on several image classification tasks [47]. Our work investigates the hyperbolic space application on both self-supervised domain and its supervised extension which will provide preliminary results for some future studies in this direction.

Hyperbolic Embeddings. The Euclidean space has been widely used by the machine learning community for representation learning as this space is a natural generalization of our intuition-friendly, visual three-dimensional space, and

the easy measurement of distance with inner-product in this space [26, 67]. However, the Euclidean embedding is not the suitable choice for some complex tree-like data fields such as Biology, Network Science, Computer Graphics, or Computer Vision that exhibit highly non-Euclidean latent geometry [6, 26]. This encourages the research community to develop deep neural networks in non-Euclidean space such as the hyperbolic space, which is a Riemannian manifold of constant negative curvature. Recently, the gap between the hyperbolic embeddings and the Euclidean embeddings has been narrowed by deriving the essential components of deep neural networks in hyperbolic geometry (*e.g.* multinomial logistic regression, fully-connected layers, and recurrent neural networks *etc.*). [26, 72]. In the computer vision domain, the hyperbolic space has been found well-suited for image segmentation [3, 84], zero-shot recognition [23, 53], few-shot image classification [23, 27, 48] as well as point cloud classification [57]. The work of [33] revealed the vanishing gradients issue of Hyperbolic Neural Networks (HNNs) when applied to classification benchmarks that may not exhibit hierarchies and showed clipped HNNs are more robust to adversarial attacks. Concurrently, [20] mapped the output of image representations encoded by a vision transformer and a fully-connected layer to a hyperbolic space to group the representations of similar objects in the embedding space. Their goal is to investigate the pairwise cross-entropy loss with the hyperbolic distance function in metric learning while we focus on investigating the self-supervised and supervised contrastive learning in hyperbolic space.

3. Method

We briefly introduce the hyperbolic geometry and Poincaré embedding in Section 3.1. We then discuss the proposed frameworks HCL and SHCL in Section 3.2 and 3.3. We describe the adversarial robustness of HCL in Section 3.4.

3.1. Hyperbolic Geometry & Embedding

Unlike the Euclidean geometry where the circle length ($2\pi r$) and disc area ($2\pi r^2$) grow only linearly and quadratically with regard to r , hyperbolic disc area and circle length grow exponentially with their radius [60]. In hyperbolic geometry, only two dimensions are needed to represent a regular tree with branching factor b with $(b + 1)b^{\ell-1}$ nodes at level ℓ and $((b + 1)b^\ell - 2)/(b - 1)$ nodes on a level less or equal than ℓ . Thus the space is a natural choice for complex data with hierarchical structure.

Following the assumption in general contrastive learning, we are interested in finding an embedding that the distance in the latent space can reflect semantic similarity. In addition, we are interested in embedding the latent hierarchy efficiently. In the meantime, we do not assume we have access to the hierarchy information of the data. Among several isomet-

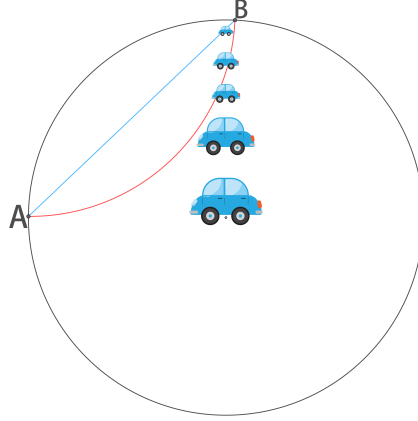


Figure 1. The geodesics (red curve) of two points (A, B) of the Poincaré disk. The blue line is the straight line between A, B that is no longer the shortest distance. The relative size of objects in this disk is getting smaller while the distance of points increases exponentially (relative to their Euclidean distance) when they are getting closer to the boundary.

ric models [7] of hyperbolic space, similar to [20] and [60], we stick to the Poincaré ball model [71] that is well-suited for gradient-based optimization (*i.e.* the distance function is differentiable). The embedding is fully unsupervised in our proposed HCL. In particular, the model (\mathbb{M}_c^n, g^M) is defined by the manifold $\mathbb{M}^n = \{x \in \mathbb{R}^n : c\|x\|^2 < 1, c \geq 0\}$ equipped with the Riemannian metric $g^M = \lambda_c^2 g^E$, where c is the curvature parameter, $\lambda_c = \frac{2}{1 - c\|x\|^2}$ is conformal factor that scales the local distances and $g^E = \mathbf{I}_n$ denotes the Euclidean metric tensor.

The framework of *gyrovectors spaces* provides an elegant non-associative algebraic formalism for hyperbolic geometry just as vector spaces provide the algebraic setting for Euclidean geometry [7, 26, 79, 80]. For two vectors $\mathbf{x}, \mathbf{y} \in \mathbb{M}_c^n$, their addition is defined as

$$\mathbf{x} \oplus_c \mathbf{y} = \frac{(1 + 2c\langle \mathbf{x}, \mathbf{y} \rangle + c\|\mathbf{y}\|^2)\mathbf{x} + (1 - c\|\mathbf{x}\|^2)\mathbf{y}}{1 + 2c\langle \mathbf{x}, \mathbf{y} \rangle + c^2\|\mathbf{x}\|^2\|\mathbf{y}\|^2}. \quad (1)$$

The hyperbolic distance between $\mathbf{x}, \mathbf{y} \in \mathbb{M}_c^n$ is defined as:

$$D_{hyp}(\mathbf{x}, \mathbf{y}) = \frac{2}{\sqrt{c}} \operatorname{arctanh}(\sqrt{c}\|\mathbf{x} \oplus_c \mathbf{y}\|). \quad (2)$$

In particular, when $c = 0$, the Eq. 1 is the Euclidean addition of two vectors in \mathbb{R}^n and Eq. 2 recovers Euclidean geometry: $\lim_{c \rightarrow 0} D_{hyp}(\mathbf{x}, \mathbf{y}) = 2\|\mathbf{x} - \mathbf{y}\|$. For an open n -dimensional unit ball, the geodesics of the Poincaré disk are then circles that are orthogonal to the boundary of the ball. See Fig. 1 for an illustration.

Before performing operations in the hyperbolic space, a bijective map from \mathbb{R}^n to \mathbb{M}_c^n that maps Euclidean vectors to the hyperbolic space is necessary. Such a map is termed

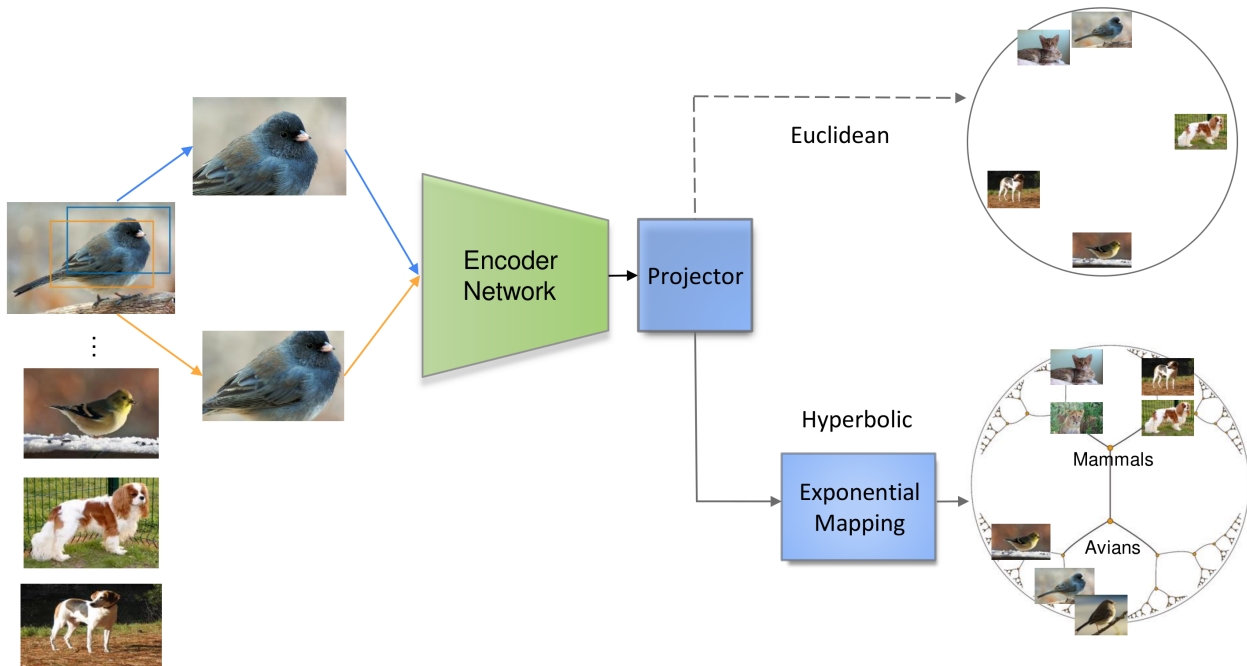


Figure 2. Overview of the proposed *HCL*. Different image augmentations are applied to the same image first. After going through the encoder network, the vectors are then projected into a latent space with a fully connected (FC) layer. Different from the general contrastive learning (dashed line) that maps the data to the unit sphere in Euclidean space, our method (solid arrow) maps the data to hyperbolic space. We illustrate the tree embedding in a two-dimensional unit ball in the hyperbolic space. Due to the tree structure representation power of hyperbolic space, our method tends to capture the hierarchy of data while traditional contrastive learning might push the same class of data away since they are treated as negatives. Note class labels are not available during self-supervised pretraining.

exponential map when mapping from Euclidean space to the Poincaré model of hyperbolic geometry and the inverse to it is called *logarithmic* map [48].

The *exponential* map is defined as:

$$\text{exp}_{\mathbf{x}}^c(\mathbf{v}) = \mathbf{x} \oplus_c \left(\tanh \left(\sqrt{c} \frac{\lambda_{\mathbf{x}}^c \|\mathbf{v}\|}{2} \right) \frac{\mathbf{v}}{\sqrt{c} \|\mathbf{v}\|} \right). \quad (3)$$

In practice, we follow the setting of [48] and [20] with the base point $\mathbf{x} = \mathbf{0}$ so that the formulas are less cumbersome and empirically have little impact on the obtained results.

3.2. Hyperbolic Contrastive Learning

Fig. 2 shows our proposed framework Hyperbolic Contrastive Learning. We follow the name convention of [47] in the following sections. Similar to the general contrastive learning like SimCLR, the proposed method contains the following components:

- *Data Augmentation* module [12, 42, 76]. For a batch of data with size N , the general operation of contrastive learning is to generate multiview of transformed $t(\mathbf{x})$ with stochastic data augmentations $t \sim \mathcal{T}$. In our work, for each input sample, \mathbf{x} , we generate two random

augmentations $\tilde{\mathbf{x}} = t(\mathbf{x})$ from the original view of the data.

- *Encoder Network* $f(\cdot)$ that maps $\tilde{\mathbf{x}}$ to a lower dimension. The encoder is shared by all views. In our case, we work on ResNet-18 and ResNet-50.
- *Projection Network* $g(\cdot)$ that maps $f(\tilde{\mathbf{x}})$ to a latent space $\mathbf{z} = g(f(\tilde{\mathbf{x}}))$. The $g(\cdot)$ could be either a multi-layer perceptron [37] or just a single linear layer of size. During the downstream linear evaluation, this layer can be removed and replaced with a classification head.
- *exponential mapping* that maps Euclidean vectors to the hyperbolic space.

Given the proposed HCL framework, for a set of N samples, $\{\mathbf{x}_k\}_{k=1 \dots N}$, in a batch, we augment each data to generate two views. This will result in $2N$ samples in a batch. Let $i \in I \equiv \{1 \dots 2N\}$ be the index of an arbitrary augmented instance, and let $j(i)$ be the index of the other samples in the same batch. The self-supervised contrastive learning (e.g., [12, 42, 76]) takes the following loss form to pull positive pairs together and push negatives away from the anchor in

the latent space.

$$\mathcal{L}^{self} = \sum_{i \in I} \mathcal{L}_i^{self} = - \sum_{i \in I} \log \frac{\exp(\mathbf{z}_i \cdot \mathbf{z}_{j(i)}/\tau)}{\sum_{a \in A(i)} \exp(\mathbf{z}_i \cdot \mathbf{z}_a/\tau)} \quad (4)$$

In the above equation, $\mathbf{z} = g(f(\tilde{\mathbf{x}}))$. Usually, \mathbf{z} is normalized before the loss calculation so that features lie on a unit hypersphere. The \cdot symbol denotes the inner (dot) product, $\tau \in \mathcal{R}^+$ is a scalar temperature parameter, and $A(i) \equiv I \setminus \{i\}$. The index i indicates the anchor, index $j(i)$ is its positive pair, and the other $2(N - 1)$ indices ($\{k \in A(i) \setminus \{j(i)\}\}$) indicate the negatives of the anchor. For each anchor i , there is 1 positive pair and $2N - 2$ negative pairs. The denominator has a total of $2N - 1$ terms (the positive and negatives).

A distance could be defined with the cosine similarity implemented with a squared Euclidean distance between normalized vectors as follow

$$D_{cos}(\mathbf{z}_i, \mathbf{z}_j) = \left\| \frac{\mathbf{z}_i}{\|\mathbf{z}_i\|_2} - \frac{\mathbf{z}_j}{\|\mathbf{z}_j\|_2} \right\|_2^2 = 2 - 2 \frac{\mathbf{z}_i \cdot \mathbf{z}_j}{\|\mathbf{z}_i\|_2 \cdot \|\mathbf{z}_j\|_2} \quad (5)$$

In our proposed HCL, the loss function is defined as

$$\mathcal{L}_{hyp}^{self} = \sum_{i \in I} \mathcal{L}_{hyp_i}^{self} = - \sum_{i \in I} \log \frac{\exp(-D(\mathbf{z}_i, \mathbf{z}_{j(i)})/\tau)}{\sum_{a \in A(i)} \exp(-D(\mathbf{z}_i, \mathbf{z}_a)/\tau)} \quad (6)$$

where D is the distance measurement like D_{cos} or D_{hyp} . In our case we project \mathbf{z} to the hyperbolic space and use the pre-defined hyperbolic distance D_{hyp} for distance measurement.

3.3. Supervised Hyperbolic Contrastive Learning

In self-supervised pretraining, class labels are unknown. For supervised contrastive learning, the contrastive loss was generalized to handle more positives and negatives with information of class labels. For a given dataset $\{\mathbf{x}_k, \mathbf{y}_k\}_{k=1 \dots N}$, the supervised contrastive (SupCon) loss proposed by [47] is

$$\mathcal{L}^{sup} = \sum_{i \in I} \mathcal{L}_i^{sup} = \sum_{i \in I} \frac{-1}{|P(i)|} \sum_{p \in P(i)} \log \frac{\exp(\mathbf{z}_i \cdot \mathbf{z}_p/\tau)}{\sum_{a \in A(i)} \exp(\mathbf{z}_i \cdot \mathbf{z}_a/\tau)} \quad (7)$$

where $P(i) \equiv \{p \in A(i) : \mathbf{y}_p = \mathbf{y}_i\}$ is the set of indices of all positives in a batch distinct from i (i.e., the augment of \mathbf{x}_i as well as any of the remaining samples with the same label), and $|P(i)|$ is its cardinality. The summation over negatives in the contrastive denominator of Eq. 4 is also preserved to improve the ability of to discriminate between signal and noise (negatives).

Following the construction of HCL, the Supervised Hyperbolic Contrastive loss could be easily constructed as

$$\mathcal{L}_{hyp}^{sup} = \sum_{i \in I} \frac{-1}{|P(i)|} \sum_{p \in P(i)} \log \frac{\exp(-D(\mathbf{z}_i, \mathbf{z}_p)/\tau)}{\sum_{a \in A(i)} \exp(-D(\mathbf{z}_i, \mathbf{z}_a)/\tau)} \quad (8)$$

3.4. Adversarial Robustness of HCL

One of the most popular approaches to mitigate the effect of adversarial perturbation is adversarial training (AT) [55], which trains the neural network with worst-case adversarial examples. Very recently, the connection between self-supervised contrastive learning and adversarial training has been built to develop label-efficient and robust models [45, 49].

The work of Robust Contrastive Learning (RoCL) [49] performs instance-wise adversarial attack with

$$\tilde{\mathbf{x}}^{i+1} = \Pi_{B(\tilde{\mathbf{x}}, \epsilon)}(\tilde{\mathbf{x}}^i + \alpha \text{sign}(\nabla_{\tilde{\mathbf{x}}^i} \mathcal{L}^{self}(\tilde{\mathbf{x}}, \tilde{\mathbf{x}}^+, \{\tilde{\mathbf{x}}^-\}))) \quad (9)$$

where $\tilde{\mathbf{x}}$ is augmented anchor point, $\tilde{\mathbf{x}}^+$ and $\tilde{\mathbf{x}}^-$ are its positive and negative pairs. $B(\tilde{\mathbf{x}}, \epsilon)$ is the ℓ_∞ norm-ball around $\tilde{\mathbf{x}}$ with radius ϵ , and Π is the projection function for norm-ball. To learn robust representation via self-supervised contrastive learning, the adversarial learning objective for an instance-wise attack following the min-max formulation is

$$\arg \min_{\theta} \mathbb{E}_{(\tilde{\mathbf{x}}) \sim \mathbb{D}} \left[\max_{\delta \in B(\tilde{\mathbf{x}}, \epsilon)} \mathcal{L}^{self}(\tilde{\mathbf{x}} + \delta, \tilde{\mathbf{x}}^+, \{\tilde{\mathbf{x}}^-\}) \right] \quad (10)$$

where θ is model parameter and \mathbb{D} is dataset, $\tilde{\mathbf{x}} + \delta$ is the adversarial image $\tilde{\mathbf{x}}^{adv}$ generated by *instance-wise* attacks (Eq. 9). After generating label-free adversarial examples using instance-wise adversarial attacks, the contrastive learning objective Eq. 4 is used to maximize the similarity between clean examples and their instance-wise perturbation. The final loss of RoCL is a combination of $\mathcal{L}^{self}(\tilde{\mathbf{x}}, \{\tilde{\mathbf{x}}^+, \tilde{\mathbf{x}}^{adv}\}, \{\tilde{\mathbf{x}}^-\})$ and $\mathcal{L}^{self}(\tilde{\mathbf{x}}^{adv}, \tilde{\mathbf{x}}^+, \{\tilde{\mathbf{x}}^-\})$ where the first term has extra $\tilde{\mathbf{x}}^{adv}$ as positive pair for anchor $\tilde{\mathbf{x}}$ and the second term uses $\tilde{\mathbf{x}}^{adv}$ as the anchor.

The RoCL could be easily extended to Robust Hyperbolic Contrastive loss where the output of the network is projected to hyperbolic space for better semantic relationship representation. The objective \mathcal{L}_{hyp}^{RHCL} is defined as

$$\mathcal{L}_{hyp}^{self}(\tilde{\mathbf{x}}, \{\tilde{\mathbf{x}}^+, \tilde{\mathbf{x}}^{adv}\}, \{\tilde{\mathbf{x}}^-\}) + \lambda \mathcal{L}_{hyp}^{self}(\tilde{\mathbf{x}}^{adv}, \tilde{\mathbf{x}}^+, \{\tilde{\mathbf{x}}^-\}) \quad (11)$$

where λ is a regularization parameter.

4. Experiments and Results

We conduct comprehensive experiments to cover hyperbolic contrastive learning in three directions: self-supervised domain, supervised domain, and adversarial robustness evaluation. To demonstrate the effectiveness and generality of

our method, we verify each proposed method on a variety of datasets. We first introduce the datasets and contrastive methods in Section 4.1. The implementation details are given in Section 4.2. We present the experiment results in Section 4.3 and finally, we show the ablation study results in Section 4.4.

4.1. Datasets & Baseline Approaches

Self-supervised Learning We perform the evaluation of our method on a wide range of datasets include **CIFAR-10/CIAFR-100** [50], **Tiny ImageNet**, and **ImageNet** [19] with different number of classes [77]. Our proposed HCL is plugged in on the SimCLR. We compare the linear evaluation result with SimCLR [12].

Supervised Learning As an extension of HCL, SHCL uses label information for positive and negative pair distinguishment. We compare our proposed SHCL with SupCon [47] and cross-entropy by measuring classification accuracy on **CIFAR-10/CIAFR-100**.

Adversarial Robust Learning We conduct adversarial attack with our proposed RHCL on **CIFAR-10** and compare the result with SimCLR, HCL, and the recent fully self-supervised robustness learning work RoCL [49].

4.2. Implementation Details

Self-supervised Learning The proposed HCL is aiming at exploring the data representation power of hyperbolic space for contrastive learning. Thus the training components like backbone networks, losses, optimizers, *etc.* are agnostic. For our method and baseline training, we keep the same training settings when making comparisons. Larger gains are possible with further hyper-parameter tuning.

We follow the code implementation and hyper-parameter of [68]. For small datasets (*i.e.*, CIFAR-10/100 and Tiny ImageNet), we use the same training setup in *all* experiments. At the pretrain stage, we train ResNet-18 [40] for 200 epochs with a batch size of 512 and a cosine-annealed learning rate of 0.5. The linear classifier is trained for 100 epochs with an initial learning rate of 10.0 multiplied by 0.1 at 60th and 80th epochs.

For experiments on ImageNet, we use ResNet-50 as the backbone. Since the data size is larger, we train SimCLR and our method with the batch size of 1024 and cosine-annealed learning rate of 0.6 for faster convergence. We adopt the same setting as in [68] for training the linear classifier.

When projecting the data from Euclidian space to hyperbolic space, we define the curvature $c = 0.1$ except for CIFAR-10 $c = 0.6$. All the experiments are conducted on 4-GPUs. We use SGD optimizer with momentum of 0.9, weight decay of 10^{-4} and 0 for pre-train and linear evaluation, respectively.

Supervised Learning Following the work of [47], we experiment with ResNet-50 for supervised classification train-

ing. We pretrain 200 epochs of SupCon and our SHCL with the same hyper-parameters we used in self-supervised learning. We then freeze the pretrained model but retrain a classification head using the same hyper-parameters for both models. We tune the curvature c with 0.1, 0.2. We also tune the baseline cross entropy case a little bit so that it could reach a comparable result on both CIFAR-10 and CIFAR-100.

Adversarial Robust Learning We use the code structure and evaluation procedure by the first work that explored the adversarial robustness of self-supervised contrastive learning RoCL [49]. Since our purpose is to explore the robustness of the proposed RHCL, we pretrain all the methods for 200 epochs with the same hyper-parameters used in self-supervised learning. Similar to RoCL, we use ResNet-18 trained on CIFAR-10. For all baselines and our method, we train with ℓ_∞ attacks with the same attack strength of $\epsilon = 8/255$. We perform two kinds of evaluations. 1) Since general self-supervised learning involves two steps, pretraining and linear evaluation. After training our proposed RHCL with adversarial perturbations, we perform linear evaluation with adversarial examples after fixing the pretrained backbone. The linear evaluation for *all* experiments were trained 150 epochs following the RoCL paper, all the other hyper-parameters are exactly the same as the literature [49]. 2) The whole pretrained network could be finetuned with adversarial examples. We perform supervised adversarial finetune [55]. Same as linear evaluation, the finetune also trained the network for 150 epochs. All other parameters including λ are exactly the same as in the work of [49] for evaluation.

4.3. Results

Self-supervised Learning Results

In this section, we verify our method with linear probe following the common self-supervised contrastive learning procedure. We freeze pre-trained weights of the encoder and train a supervised linear classifier on top of it. We then report the Top-1 classification accuracy on the validation set.

Our results on CIFAR-10/CIFAR-100, Tiny ImageNet (Tiny IN), ImageNet (IN-1K) and subset of ImageNet with 100/200 classes (IN-100, IN-200) are shown in Tab. 1. With the exact same training process for *all* experiments, *HCL* consistently improves baseline methods SimCLR by at least 0.44 (IN-100). For CIFAR-100, the gain is 6.98 without any heavy parameter tuning. For the largest dataset IN-1K, the linear classification improvement is 1.12 with our method. Note that we did not make much effort to tune the hyper-parameter including the curvature c . In the ablation study we show that when $c = 0.6$ we got the best result on CIFAR-10 compared with other c values under the same condition. We report the CIFAR-10 best result after searching c in Tab. 1. For all other datasets, we use default $c = 0.1$ without

searching. It is shown that the proposed HCL is an effective and easy to plug-in method for general contrastive learning and does not require heavy parameter tuning.

Data	Arch.	Epoch	SimCLR	HCL
CIFAR-10	ResNet-18	200	86.58	87.98
CIFAR-100	ResNet-18	200	48.91	55.89
TinyIN	ResNet-18	200	44.36	45.02
IN-100	ResNet-50	100	75.26	75.70
IN-200	ResNet-50	100	73.18	73.64
IN-1K	ResNet-50	100	57.81	58.93

Table 1. Comparison of *SimCLR* and our *HCL* with linear classification results on different benchmarks. Models are pre-trained with the same training setup within a dataset for a fair comparison.

Supervised Classification

We plug in our method of projecting the embeddings to hyperbolic space and calculate the proposed supervised objective in the new space. Table 2 shows that our SHCL could generalize better than SupCon [47] and cross-entropy (CE) on CIFAR-10 and CIFAR-100 when training on ResNet-50. Both SupCon and SHCL are trained with the same hyperparameter. For CE, we tune the model a little bit and trained 300 epochs in total for CIFAR-10 so it can reach a comparable result with others. Our SHCL could reach 95.1 accuracy with 200 epochs pertaining on CIAR-10 compared with SupCon. Both experiments show that our method is slightly superior to SupCon in the supervised classification domain.

Data	Arch.	CE	SupCon	SHCL
CIFAR-10	ResNet-50	93.90	94.84	95.1
CIFAR-100	ResNet-50	75.38	83.01	83.58

Table 2. Top-1 classification accuracy on ResNet-50 [40] for various datasets. We compare *cross-entropy* training, *SupCon* [47], and our *SHCL*. Baseline numbers in the table are based on our re-implementation.

Adversarial Robustness

Compared with standard training, adversarial training is computationally more expensive. The main purpose of this work is to explore the superior embedding ability of hyperbolic space. As an extension study of the proposed HCL, in this section we focus on examining the robustness of our method to adversarial attack rather than pursuing the state-of-the-art adversarial robustness. Thus we pretrain the model for 200 epochs. We first compare RHCL against SimCLR [12] and our proposed HCL. Tab. 3 shows experimental results with white box attacks on CIFAR-10. A_{nat} is the accuracy of clean image and the ℓ_∞ is the adversarial attack.

The result indicates that SimCLR is extremely vulnerable to adversarial attacks while HCL shows slight robust-

Train type	Method	CIFAR-10	
		A_{nat}	ℓ_∞
Self-supervised	SimCLR	79.71	0.0
	HCL	83.02	0.09
	RoCL	72.94	26.57
	RHCL	73.45	29.94
Self-supervised+finetune	RHCL+AT	77.9	32.61

Table 3. Experimental results with white box attacks on ResNet-18 trained on the CIFAR-10. AT denotes the supervised adversarial training [55]. *RoCL* is a baseline model from [49]. A_{nat} is the accuracy of clean images. All models are trained with ℓ_∞ .

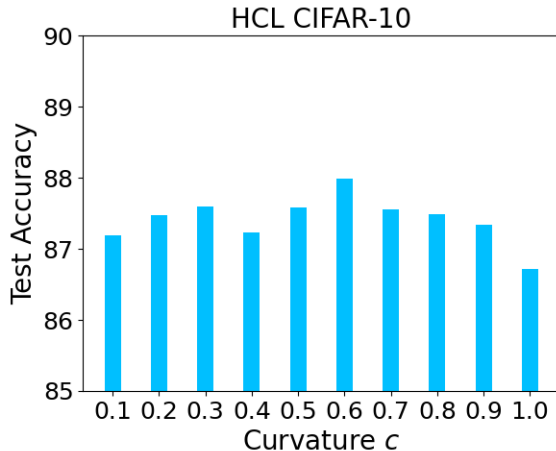


Figure 3. Comparison of CIFAR-10 with *HCL* with different curvature c .

ness to the adversarial attack. HCL has the best performance on clean data evaluation. Both SimCLR and HCL are actually very vulnerable to adversarial attacks. However, RHCL achieves high robust accuracy (29.94) against the target ℓ_∞ attacks compared with RoCL (26.57). Both RoCL and RHCL show impressive improvements regarding the adversarial attack. Note these numbers are gained without using any label data. Our RHCL performs better than other self-supervised methods in the table regarding both clean and adversarial samples. Moreover, when the model is finetuned with adversarial training by [55], the performance is further boosted.

4.4. Ablation Studies

Curvature We experimented the effect of curvature c in HCL on CIFAR-10 and present the comparison result in Fig. 3 as well as Tab. 4. We evaluate the linear accuracy with c changes from 0.1 to 1. It can be seen that our method is slightly affected by c . When c reaches 0.6, the model has the best accuracy and thus the best representation power.

Normalization Usually self-supervised learning involves

Curvature	0.1	0.2	0.3	0.4	0.5
Accuracy	87.19	87.47	87.59	87.23	87.58
Curvature	0.6	0.7	0.8	0.9	1.0
Accuracy	87.98	87.55	87.49	87.33	86.72

Table 4. Classification accuracy of *HCL* trained on CIFAR-10 with different curvature c

normalizing the output of the network before calculating the loss. In our proposed method we need to project the output to hyperbolic space. We found whether normalizing the embedding before mapping to the Poincaré affects the model performance. We evaluate HCL on CIFAR-10 and CIFAR-100 with and without normalization. Our experiment shows that the accuracy of CIFAR-10 drops from 87.98 to 85.37 without normalization. The performance of CIFAR-100 drops from 55.89 to 46.44. The normalization layer is vital in our model. A similar scenario has been observed in [47].

5. Discussion

The hyperbolic space owns better tree-structure representation power than Euclidean space. Inspired by the recent success of hyperbolic embedding in NLP and other computer vision domains, in this paper, we explore contrastive learning in hyperbolic space. We propose a new contrastive learning framework for self-supervised image representation learning. The proposed method is evaluated on different small to large-scale datasets and shows promising results. We further extend hyperbolic contrastive learning to supervised contrastive learning and demonstrate its superior performance on different classification tasks. Self-supervised representation learning usually involves learning a pretrained model so that downstream tasks could be fine-tuned faster or gain higher accuracy. Lately, the research attempt has been made to combine adversarial training with self-supervision for robust pretrained models that can be rapidly used by downstream tasks. We explore the adversarial robustness of proposed hyperbolic contrastive learning. To the best of our knowledge, this is the first work that attempts to build contrastive models in hyperbolic space and explore the self-supervised adversarial robustness in this space. In our study, we show some preliminary results in this direction to give some insights for future studies. There are some other questions that have not been explored such as whether the hyperbolic space representation will benefit other downstream tasks. Could we explicitly guide the model with hierarchy information when labels are available? We leave these questions for future studies.

References

- [1] Jean-Baptiste Alayrac, Jonathan Uesato, Po-Sen Huang, Al-hussein Fawzi, Robert Stanforth, and Pushmeet Kohli. Are labels required for improving adversarial robustness? *Advances in Neural Information Processing Systems*, 32, 2019. [2](#)
- [2] Sanjeev Arora, Hrishikesh Khandeparkar, Mikhail Khodak, Orestis Plevrakis, and Nikunj Saunshi. A theoretical analysis of contrastive unsupervised representation learning. *arXiv preprint arXiv:1902.09229*, 2019. [2](#)
- [3] Mina Ghadimi Atigh, Julian Schoep, Erman Acar, Nanne van Noord, and Pascal Mettes. Hyperbolic image segmentation. In *Proceedings of the IEEE/CVF Conference on Computer Vision and Pattern Recognition*, pages 4453–4462, 2022. [1, 3](#)
- [4] Philip Bachman, R Devon Hjelm, and William Buchwalter. Learning representations by maximizing mutual information across views. *Advances in neural information processing systems*, 32, 2019. [2](#)
- [5] Malik Boudiaf, Jérôme Rony, Imtiaz Masud Ziko, Eric Granger, Marco Pedersoli, Pablo Piantanida, and Ismail Ben Ayed. A unifying mutual information view of metric learning: cross-entropy vs. pairwise losses. In *European conference on computer vision*, pages 548–564. Springer, 2020. [2](#)
- [6] Michael M Bronstein, Joan Bruna, Yann LeCun, Arthur Szlam, and Pierre Vandergheynst. Geometric deep learning: going beyond euclidean data. *IEEE Signal Processing Magazine*, 34(4):18–42, 2017. [1, 3](#)
- [7] James W Cannon, William J Floyd, Richard Kenyon, Walter R Parry, et al. Hyperbolic geometry. *Flavors of geometry*, 31(59-115):2, 1997. [3](#)
- [8] Nicholas Carlini and David Wagner. Towards evaluating the robustness of neural networks. In *2017 IEEE Symposium on Security and Privacy (SP)*, pages 39–57. Ieee, 2017. [2](#)
- [9] Fabio M Carlucci, Antonio D’Innocente, Silvia Bucci, Barbara Caputo, and Tatiana Tommasi. Domain generalization by solving jigsaw puzzles. In *Proceedings of the IEEE/CVF Conference on Computer Vision and Pattern Recognition*, pages 2229–2238, 2019. [1](#)
- [10] Yair Carmon, Aditi Raghunathan, Ludwig Schmidt, John C Duchi, and Percy S Liang. Unlabeled data improves adversarial robustness. *Advances in Neural Information Processing Systems*, 32, 2019. [2](#)
- [11] Mathilde Caron, Ishan Misra, Julien Mairal, Priya Goyal, Piotr Bojanowski, and Armand Joulin. Unsupervised learning of visual features by contrasting cluster assignments. *Advances in Neural Information Processing Systems*, 33:9912–9924, 2020. [2](#)
- [12] Ting Chen, Simon Kornblith, Mohammad Norouzi, and Geoffrey Hinton. A simple framework for contrastive learning of visual representations. In *International conference on machine learning*, pages 1597–1607. PMLR, 2020. [1, 2, 4, 6, 7](#)
- [13] Ting Chen, Simon Kornblith, Kevin Swersky, Mohammad Norouzi, and Geoffrey E Hinton. Big self-supervised models are strong semi-supervised learners. *Advances in neural information processing systems*, 33:22243–22255, 2020. [2](#)

- [14] Tianlong Chen, Sijia Liu, Shiyu Chang, Yu Cheng, Lisa Amini, and Zhangyang Wang. Adversarial robustness: From self-supervised pre-training to fine-tuning. In *Proceedings of the IEEE/CVF Conference on Computer Vision and Pattern Recognition*, pages 699–708, 2020. 2
- [15] Ting Chen, Calvin Luo, and Lala Li. Intriguing properties of contrastive losses. *Advances in Neural Information Processing Systems*, 34, 2021. 2
- [16] Xinlei Chen, Haoqi Fan, Ross Girshick, and Kaiming He. Improved baselines with momentum contrastive learning. *arXiv preprint arXiv:2003.04297*, 2020. 2
- [17] Sumit Chopra, Raia Hadsell, and Yann LeCun. Learning a similarity metric discriminatively, with application to face verification. In *2005 IEEE Computer Society Conference on Computer Vision and Pattern Recognition (CVPR'05)*, volume 1, pages 539–546. IEEE, 2005. 1, 2
- [18] Jia Deng. A large-scale hierarchical image database. *Proc. of IEEE Computer Vision and Pattern Recognition, 2009*, 2009. 1
- [19] Jia Deng, Wei Dong, Richard Socher, Li-Jia Li, Kai Li, and Li Fei-Fei. Imagenet: A large-scale hierarchical image database. In *CVPR*, 2009. 6
- [20] Aleksandr Ermolov, Leyla Mirvakhabova, Valentin Khruikov, Nicu Sebe, and Ivan Oseledets. Hyperbolic vision transformers: Combining improvements in metric learning. In *Proceedings of the IEEE/CVF Conference on Computer Vision and Pattern Recognition*, pages 7409–7419, 2022. 1, 3, 4
- [21] Mark Everingham, Luc Van Gool, Christopher KI Williams, John Winn, and Andrew Zisserman. The pascal visual object classes (voc) challenge. *International journal of computer vision*, 88(2):303–338, 2010. 1
- [22] Kevin Eykholt, Ivan Evtimov, Earlene Fernandes, Bo Li, Amir Rahmati, Chaowei Xiao, Atul Prakash, Tadayoshi Kohno, and Dawn Song. Robust physical-world attacks on deep learning visual classification. In *Proceedings of the IEEE conference on computer vision and pattern recognition*, pages 1625–1634, 2018. 2
- [23] Pengfei Fang, Mehrtash Harandi, and Lars Petersson. Kernel methods in hyperbolic spaces. In *Proceedings of the IEEE/CVF International Conference on Computer Vision*, pages 10665–10674, 2021. 3
- [24] RCNN Faster. Towards real-time object detection with region proposal networks. *Advances in neural information processing systems*, 9199(10.5555):2969239–2969250, 2015. 1
- [25] Kunihiro Fukushima and Sei Miyake. Neocognitron: A self-organizing neural network model for a mechanism of visual pattern recognition. In *Competition and cooperation in neural nets*, pages 267–285. Springer, 1982. 1
- [26] Octavian Ganea, Gary Bécigneul, and Thomas Hofmann. Hyperbolic neural networks. *Advances in neural information processing systems*, 31, 2018. 3
- [27] Zhi Gao, Yuwei Wu, Yunde Jia, and Mehrtash Harandi. Curvature generation in curved spaces for few-shot learning. In *Proceedings of the IEEE/CVF International Conference on Computer Vision*, pages 8691–8700, 2021. 3
- [28] Spyros Gidaris, Praveer Singh, and Nikos Komodakis. Unsupervised representation learning by predicting image rotations. *arXiv preprint arXiv:1803.07728*, 2018. 1
- [29] Ross Girshick, Jeff Donahue, Trevor Darrell, and Jitendra Malik. Rich feature hierarchies for accurate object detection and semantic segmentation. In *Proceedings of the IEEE conference on computer vision and pattern recognition*, pages 580–587, 2014. 1
- [30] Jacob Goldberger, Geoffrey E Hinton, Sam Roweis, and Russ R Salakhutdinov. Neighbourhood components analysis. *Advances in neural information processing systems*, 17, 2004. 2
- [31] Ian J Goodfellow, Jonathon Shlens, and Christian Szegedy. Explaining and harnessing adversarial examples. *arXiv preprint arXiv:1412.6572*, 2014. 2
- [32] Rıza Alp Güler, Natalia Neverova, and Iasonas Kokkinos. Densepose: Dense human pose estimation in the wild. In *Proceedings of the IEEE conference on computer vision and pattern recognition*, pages 7297–7306, 2018. 1
- [33] Yunhui Guo, Xudong Wang, Yubei Chen, and Stella X Yu. Clipped hyperbolic classifiers are super-hyperbolic classifiers. In *Proceedings of the IEEE/CVF Conference on Computer Vision and Pattern Recognition*, pages 11–20, 2022. 3
- [34] Yuanfan Guo, Minghao Xu, Jiawen Li, Bingbing Ni, Xuanyu Zhu, Zhenbang Sun, and Yi Xu. Hcsc: Hierarchical contrastive selective coding. In *Proceedings of the IEEE/CVF Conference on Computer Vision and Pattern Recognition*, pages 9706–9715, 2022. 2
- [35] Rohit Gupta, Naveed Akhtar, Ajmal Mian, and Mubarak Shah. On higher adversarial susceptibility of contrastive self-supervised learning. *arXiv preprint arXiv:2207.10862*, 2022. 2
- [36] Raia Hadsell, Sumit Chopra, and Yann LeCun. Dimensionality reduction by learning an invariant mapping. In *2006 IEEE Computer Society Conference on Computer Vision and Pattern Recognition (CVPR'06)*, volume 2, pages 1735–1742. IEEE, 2006. 1, 2
- [37] Trevor Hastie, Robert Tibshirani, and Jerome Friedman. *The Elements of Statistical Learning*. Springer Series in Statistics. Springer New York Inc., New York, NY, USA, 2001. 4
- [38] Kaiming He, Haoqi Fan, Yuxin Wu, Saining Xie, and Ross Girshick. Momentum contrast for unsupervised visual representation learning. In *Proceedings of the IEEE/CVF conference on computer vision and pattern recognition*, pages 9729–9738, 2020. 1, 2
- [39] Kaiming He, Georgia Gkioxari, Piotr Dollár, and Ross Girshick. Mask r-cnn. In *Proceedings of the IEEE international conference on computer vision*, pages 2961–2969, 2017. 1
- [40] Kaiming He, Xiangyu Zhang, Shaoqing Ren, and Jian Sun. Deep residual learning for image recognition. In *Proceedings of the IEEE conference on computer vision and pattern recognition*, pages 770–778, 2016. 6, 7
- [41] Geoffrey E Hinton, Simon Osindero, and Yee-Whye Teh. A fast learning algorithm for deep belief nets. *Neural computation*, 18(7):1527–1554, 2006. 1
- [42] R Devon Hjelm, Alex Fedorov, Samuel Lavoie-Marchildon, Karan Grewal, Phil Bachman, Adam Trischler, and Yoshua

- Bengio. Learning deep representations by mutual information estimation and maximization. *arXiv preprint arXiv:1808.06670*, 2018. 2, 4
- [43] Weihua Hu, Takeru Miyato, Seiya Tokui, Eiichi Matsumoto, and Masashi Sugiyama. Learning discrete representations via information maximizing self-augmented training. In *International conference on machine learning*, pages 1558–1567. PMLR, 2017. 2
- [44] Ashish Jaiswal, Ashwin Ramesh Babu, Mohammad Zaki Zadeh, Debapriya Banerjee, and Fillia Makedon. A survey on contrastive self-supervised learning. *Technologies*, 9(1):2, 2020. 1, 2
- [45] Ziyu Jiang, Tianlong Chen, Ting Chen, and Zhangyang Wang. Robust pre-training by adversarial contrastive learning. *Advances in Neural Information Processing Systems*, 33:16199–16210, 2020. 2, 5
- [46] Osman Semih Kayhan and Jan C van Gemert. On translation invariance in cnns: Convolutional layers can exploit absolute spatial location. In *Proceedings of the IEEE/CVF Conference on Computer Vision and Pattern Recognition*, pages 14274–14285, 2020. 2
- [47] Prannay Khosla, Piotr Teterwak, Chen Wang, Aaron Sarna, Yonglong Tian, Phillip Isola, Aaron Maschiot, Ce Liu, and Dilip Krishnan. Supervised contrastive learning. *Advances in Neural Information Processing Systems*, 33:18661–18673, 2020. 2, 4, 5, 6, 7, 8
- [48] Valentin Khruikov, Leyla Mirvakhabova, Evgeniya Ustinova, Ivan Oseledets, and Victor Lempitsky. Hyperbolic image embeddings. In *Proceedings of the IEEE/CVF Conference on Computer Vision and Pattern Recognition*, pages 6418–6428, 2020. 1, 3, 4
- [49] Minseon Kim, Jihoon Tack, and Sung Ju Hwang. Adversarial self-supervised contrastive learning. *Advances in Neural Information Processing Systems*, 33:2983–2994, 2020. 2, 5, 6, 7
- [50] Alex Krizhevsky, Geoffrey Hinton, et al. Learning multiple layers of features from tiny images. 2009. 6
- [51] Junnan Li, Pan Zhou, Caiming Xiong, and Steven CH Hoi. Prototypical contrastive learning of unsupervised representations. *arXiv preprint arXiv:2005.04966*, 2020. 2
- [52] Tsung-Yi Lin, Michael Maire, Serge Belongie, James Hays, Pietro Perona, Deva Ramanan, Piotr Dollár, and C Lawrence Zitnick. Microsoft coco: Common objects in context. In *European conference on computer vision*, pages 740–755. Springer, 2014. 1
- [53] Shaoteng Liu, Jingjing Chen, Liangming Pan, Chong-Wah Ngo, Tat-Seng Chua, and Yu-Gang Jiang. Hyperbolic visual embedding learning for zero-shot recognition. In *Proceedings of the IEEE/CVF conference on computer vision and pattern recognition*, pages 9273–9281, 2020. 1, 3
- [54] Jonathan Long, Evan Shelhamer, and Trevor Darrell. Fully convolutional networks for semantic segmentation. In *Proceedings of the IEEE conference on computer vision and pattern recognition*, pages 3431–3440, 2015. 1
- [55] Aleksander Madry, Aleksandar Makelov, Ludwig Schmidt, Dimitris Tsipras, and Adrian Vladu. Towards deep learning models resistant to adversarial attacks. *arXiv preprint arXiv:1706.06083*, 2017. 2, 5, 6, 7
- [56] Ishan Misra and Laurens van der Maaten. Self-supervised learning of pretext-invariant representations. In *Proceedings of the IEEE/CVF Conference on Computer Vision and Pattern Recognition*, pages 6707–6717, 2020. 1, 2
- [57] Antonio Montanaro, Diego Valsesia, and Enrico Magli. Rethinking the compositionality of point clouds through regularization in the hyperbolic space. *arXiv preprint arXiv:2209.10318*, 2022. 3
- [58] Seyed-Mohsen Moosavi-Dezfooli, Alhussein Fawzi, Omar Fawzi, and Pascal Frossard. Universal adversarial perturbations. In *Proceedings of the IEEE conference on computer vision and pattern recognition*, pages 1765–1773, 2017. 2
- [59] Kevin Musgrave, Serge Belongie, and Ser-Nam Lim. A metric learning reality check. In *European Conference on Computer Vision*, pages 681–699. Springer, 2020. 2
- [60] Maximillian Nickel and Douwe Kiela. Poincaré embeddings for learning hierarchical representations. *Advances in neural information processing systems*, 30, 2017. 1, 2, 3
- [61] Maximillian Nickel and Douwe Kiela. Learning continuous hierarchies in the lorentz model of hyperbolic geometry. In *International Conference on Machine Learning*, pages 3779–3788. PMLR, 2018. 1
- [62] Mehdi Noroozi and Paolo Favaro. Unsupervised learning of visual representations by solving jigsaw puzzles. In *European conference on computer vision*, pages 69–84. Springer, 2016. 1
- [63] Hyun Oh Song, Yu Xiang, Stefanie Jegelka, and Silvio Savarese. Deep metric learning via lifted structured feature embedding. In *Proceedings of the IEEE conference on computer vision and pattern recognition*, pages 4004–4012, 2016. 2
- [64] Aaron van den Oord, Yazhe Li, and Oriol Vinyals. Representation learning with contrastive predictive coding. *arXiv preprint arXiv:1807.03748*, 2018. 1, 2
- [65] Maxime Oquab, Leon Bottou, Ivan Laptev, and Josef Sivic. Learning and transferring mid-level image representations using convolutional neural networks. In *Proceedings of the IEEE conference on computer vision and pattern recognition*, pages 1717–1724, 2014. 1
- [66] Nicolas Papernot, Patrick McDaniel, Somesh Jha, Matt Fredrikson, Z Berkay Celik, and Ananthram Swami. The limitations of deep learning in adversarial settings. In *2016 IEEE European symposium on security and privacy (EuroS&P)*, pages 372–387. IEEE, 2016. 2
- [67] Wei Peng, Tuomas Varanka, Abdelrahman Mostafa, Henglin Shi, and Guoying Zhao. Hyperbolic deep neural networks: A survey. *arXiv preprint arXiv:2101.04562*, 2021. 3
- [68] Xiangyu Peng, Kai Wang, Zheng Zhu, Mang Wang, and Yang You. Crafting better contrastive views for siamese representation learning. In *Proceedings of the IEEE/CVF Conference on Computer Vision and Pattern Recognition*, pages 16031–16040, 2022. 6
- [69] Guo-Jun Qi and Mubarak Shah. Adversarial pretraining of self-supervised deep networks: Past, present and future. *arXiv preprint arXiv:2210.13463*, 2022. 2
- [70] Chongli Qin, James Martens, Sven Gowal, Dilip Krishnan, Krishnamurthy Dvijotham, Alhussein Fawzi, Soham De,

- Robert Stanforth, and Pushmeet Kohli. Adversarial robustness through local linearization. *Advances in Neural Information Processing Systems*, 32, 2019. 2
- [71] Rik Sarkar. Low distortion delaunay embedding of trees in hyperbolic plane. In *International symposium on graph drawing*, pages 355–366. Springer, 2012. 3
- [72] Ryohei Shimizu, Yusuke Mukuta, and Tatsuya Harada. Hyperbolic neural networks++. *arXiv preprint arXiv:2006.08210*, 2020. 3
- [73] Karen Simonyan and Andrew Zisserman. Very deep convolutional networks for large-scale image recognition. *arXiv preprint arXiv:1409.1556*, 2014. 1
- [74] Kihyuk Sohn. Improved deep metric learning with multi-class n-pair loss objective. *Advances in neural information processing systems*, 29, 2016. 2
- [75] Christian Szegedy, Wojciech Zaremba, Ilya Sutskever, Joan Bruna, Dumitru Erhan, Ian Goodfellow, and Rob Fergus. Intriguing properties of neural networks. *arXiv preprint arXiv:1312.6199*, 2013. 2
- [76] Yonglong Tian, Dilip Krishnan, and Phillip Isola. Contrastive multiview coding. *arXiv preprint arXiv:1906.05849*, 2019. 4
- [77] Yonglong Tian, Dilip Krishnan, and Phillip Isola. Contrastive multiview coding. In *European conference on computer vision*, pages 776–794. Springer, 2020. 2, 6
- [78] Trieu H Trinh, Minh-Thang Luong, and Quoc V Le. Selfie: Self-supervised pretraining for image embedding. *arXiv preprint arXiv:1906.02940*, 2019. 1
- [79] Abraham Albert Ungar. *Analytic hyperbolic geometry and Albert Einstein’s special theory of relativity*. World Scientific, 2008. 3
- [80] Abraham Albert Ungar. A gyrovector space approach to hyperbolic geometry. *Synthesis Lectures on Mathematics and Statistics*, 1(1):1–194, 2008. 3
- [81] Feng Wang and Huaping Liu. Understanding the behaviour of contrastive loss. In *Proceedings of the IEEE/CVF conference on computer vision and pattern recognition*, pages 2495–2504, 2021. 2
- [82] Tongzhou Wang and Phillip Isola. Understanding contrastive representation learning through alignment and uniformity on the hypersphere. In *International Conference on Machine Learning*, pages 9929–9939. PMLR, 2020. 2
- [83] Kilian Q Weinberger and Lawrence K Saul. Distance metric learning for large margin nearest neighbor classification. *Journal of machine learning research*, 10(2), 2009. 2
- [84] Zhenzhen Weng, Mehmet Giray Ogut, Shai Limonchik, and Serena Yeung. Unsupervised discovery of the long-tail in instance segmentation using hierarchical self-supervision. In *Proceedings of the IEEE/CVF Conference on Computer Vision and Pattern Recognition*, pages 2603–2612, 2021. 1, 3
- [85] Laurenz Wiskott and Terrence J Sejnowski. Slow feature analysis: Unsupervised learning of invariances. *Neural computation*, 14(4):715–770, 2002. 1
- [86] Zhirong Wu, Yuanjun Xiong, Stella X Yu, and Dahua Lin. Unsupervised feature learning via non-parametric instance discrimination. In *Proceedings of the IEEE conference on computer vision and pattern recognition*, pages 3733–3742, 2018. 2
- [87] Qizhe Xie, Zihang Dai, Eduard Hovy, Thang Luong, and Quoc Le. Unsupervised data augmentation for consistency training. *Advances in Neural Information Processing Systems*, 33:6256–6268, 2020. 2
- [88] Mang Ye, Xu Zhang, Pong C Yuen, and Shih-Fu Chang. Unsupervised embedding learning via invariant and spreading instance feature. In *Proceedings of the IEEE/CVF Conference on Computer Vision and Pattern Recognition*, pages 6210–6219, 2019. 2
- [89] Qiyang Yu, Jieming Lou, Xianyuan Zhan, Qizhang Li, Wang-meng Zuo, Yang Liu, and Jingjing Liu. Adversarial contrastive learning via asymmetric infonce. In *European Conference on Computer Vision*, pages 53–69. Springer, 2022. 2
- [90] Runtian Zhai, Tianle Cai, Di He, Chen Dan, Kun He, John Hopcroft, and Liwei Wang. Adversarially robust generalization just requires more unlabeled data. *arXiv preprint arXiv:1906.00555*, 2019. 2
- [91] Hongyang Zhang, Yaodong Yu, Jiantao Jiao, Eric Xing, Laurent El Ghaoui, and Michael Jordan. Theoretically principled trade-off between robustness and accuracy. In *International conference on machine learning*, pages 7472–7482. PMLR, 2019. 2
- [92] Richard Zhang. Making convolutional networks shift-invariant again. In *International conference on machine learning*, pages 7324–7334. PMLR, 2019. 2