

Robust Multi-Item Auction Design Using Statistical Learning: Overcoming Uncertainty in Bidders' Types Distributions

Jiale Han

Department of Statistics, University of California, Los Angeles

JIALEHAN@UCLA.EDU

Xiaowu Dai¹

Department of Statistics, University of California, Los Angeles

DAI@STAT.UCLA.EDU

Abstract

This paper presents a novel mechanism design for multi-item auction settings with uncertain bidders' type distributions. Our proposed approach utilizes nonparametric density estimation to accurately estimate bidders' types from historical bids, and is built upon the Vickrey-Clarke-Groves (VCG) mechanism, ensuring satisfaction of Bayesian incentive compatibility (BIC) and δ -individual rationality (IR). To further enhance the efficiency of our mechanism, we introduce two novel strategies for query reduction: a filtering method that screens potential winners' value regions within the confidence intervals generated by our estimated distribution, and a classification strategy that designates the lower bound of an interval as the estimated type when the length is below a threshold value. Simulation experiments conducted on both small-scale and large-scale data demonstrate that our mechanism consistently outperforms existing methods in terms of revenue maximization and query reduction, particularly in large-scale scenarios. This makes our proposed mechanism a highly desirable and effective option for sellers in the realm of multi-item auctions.

1. Introduction

Designing optimal-revenue auctions is a fundamental problem in economics and computer science, with applications in a wide range of fields such as e-commerce, online advertising, and spectrum auctions. While Myerson's celebrated work (Myerson, 1981) provided optimal design for single-item auctions, assuming knowledge of bidders' type distributions, the problem becomes increasingly complex in the multi-item case. The optimal mechanism may involve bundling items and providing a menu of options for the buyer (Daskalakis et al., 2015), leading to a menu-size complexity that scales exponentially with the number of items (Hart et al., 2013; Dughmi et al., 2014; Daskalakis, 2015). Additionally, the information available to sellers is limited as bidders' type distributions are private, and the only information that bidders can provide is public historical data of their bids. To complicate matters further, the process of communicating or querying bidders before an auction can be time-consuming and expensive when the number of bidders and items is large.

To address these challenges, there are various methods proposed to alleviate the analytical and computational intractability of multi-item mechanism design, including Alaei (2014),

1. *Address for correspondence:* Xiaowu Dai, Department of Statistics, University of California, Los Angeles, 8125 Math Sciences Bldg #951554, Los Angeles, CA 90095, USA.

Cai and Daskalakis (2011), Alaei et al. (2012), and Cai and Huang (2013). However, these methods typically assume knowledge of the bidders’ types distribution, which may not be available in practice. Recently, there has been some progress in the development of mechanisms that are robust to errors in the distribution of bidders’ types, such as Cai and Daskalakis (2017), Brustle et al. (2020), and Cai and Daskalakis (2022). However, there are currently no practical algorithms that utilize historical data to estimate bidders’ types. In this paper, we propose a novel learning method for multi-item optimal auction design that utilizes historical data to estimate bidders’ types while making fewer queries than existing methods, resulting in a more efficient and practical solution for multi-item auctions.

Our proposed method leverages nonparametric density estimation to estimate bidders’ types from their historical bids’ data. This approach can take into account the possibility of bids that have not been made before. This contrasts with previous approaches that either rely on a pre-specified distribution. One of the key contributions of our work is the introduction of two new strategies for reducing the number of queries. First, we propose a novel filtering method for selecting potential winners by screening their value regions within the confidence intervals generated by our estimated distribution, while ensuring fairness in the auction. Second, we classify intervals based on their length and designate the lower bound of an interval as the estimated type when the length is below a threshold value. This strategy effectively reduces the number of potential winners, resulting in a more efficient algorithm. We also provide a new mechanism design that is based on the Vickrey-Clarke-Groves (VCG) mechanism and is able to satisfy Bayesian incentive compatibility (BIC) and δ -individual rationality (IR). Furthermore, we prove that the revenue obtained from our mechanism is only slightly lower than the true revenue, with a high probability. Overall, our proposed mechanism for multi-item auctions offers a significant improvement over existing methods in terms of revenue maximization and query reduction, making it a highly effective and desirable option for sellers.

To demonstrate the efficacy of our proposed mechanism, we conducted simulations utilizing both small-scale and large-scale data. The results of our simulations reveal that our proposed mechanism consistently outperforms existing methods. Specifically, we compared our mechanism to two other mechanisms: one that did not utilize a density function and another that did not filter the data. Our mechanism achieved a higher expected revenue compared to the method that did not utilize a density function and made half the number of queries with a high confidence rate when compared to the method that did not filter the data. Furthermore, our mechanism demonstrated particularly strong performance in large-scale data scenarios, particularly when the number of bidders was greater than the number of items or vice versa. The final reduced revenue was also found to be minimal, indicating that our method effectively queried the true values of most winners, which is desirable for sellers.

1.1 Related Work

We review some of the related work from multiple literatures, including optimal auction, multi-item auction, robust mechanism design, and learning in mechanism design.

Optimal Auction. The seminal work of Myerson (Myerson, 1981) laid the foundation for optimal auction design in single-item settings, assuming knowledge of bidders’ type distri-

butions. However, the extension of this framework to multi-item scenarios poses significant challenges, as counterintuitive properties may arise that do not present in single-item settings (Daskalakis, 2015). There are studies showing that the use of Myerson’s optimal auction or VCG with entry fees, as proposed in Yao (2014); Cai et al. (2016), can achieve revenue at least 1/8 of the optimal revenue when bidders have additive valuations. In this paper, we adopt the VCG mechanism and selling items separately, while providing a lower bound on the revenue. The revelation principle, as stated in Myerson (1981), suggests that achieving optimal design requires a round of direct communication in which bidders simultaneously and confidentially announce their value estimates to the seller. Therefore, to design a mechanism that maximizes revenue, the seller must make some queries to the bidders.

Multi-item Auction In the realm of multi-item auctions, the optimal mechanism for selling items can vary greatly depending on the distribution of bidders’ types. Grand-bundling mechanisms, characterized in Daskalakis et al. (2015), have been shown to be optimal in certain situations, while a menu of options may be more suitable in cases where bidders’ types are not independently and identically distributed. However, the complexity of such mechanisms can become intractable as the number of items increases, as demonstrated in Dughmi et al. (2014) and Babaioff et al. (2017). In recent years, a plethora of strategies have been proposed to alleviate these analytical and computational difficulties, including Alaei (2014); Cai and Daskalakis (2011); Alaei et al. (2012); Cai and Huang (2013); Cai et al. (2012a,b); Chawla et al. (2007, 2010); Cai et al. (2013); Morgenstern and Roughgarden (2016); Goldner and Karlin (2016). However, the majority of these methods require knowledge of the true distribution of bidders’ types, which may not be available in practice. Instead, we may only have access to an estimated distribution that is close to the true distribution.

Robust Mechanism Design. The presence of private and unknown bidder types has motivated a substantial body of research on robust mechanism design. Studies in this area have sought to robustify mechanisms to errors in the distribution of bidder valuations, without relying on Bayesian assumptions. Some notable examples include Cai and Daskalakis (2017), Cai and Daskalakis (2022), Brustle et al. (2020) and Bergemann and Schlag (2011), which have all aimed to design mechanisms that achieve optimal revenue with only approximate distributions of bidder types. In our work, we propose a novel approach to learning approximate distributions of bidder types based on historical data, and design a mechanism that is able to achieve high revenue with minimal communication between the seller and bidders. Our method is both efficient and easy to implement, making it a promising avenue for future research in this area.

Learning in Mechanism Design. The application of machine learning techniques to the automated design of mechanisms has been a key area of research at the intersection of economics and computing (Conitzer and Sandholm, 2002). Recent advancements in the field have seen the use of neural networks to optimize revenue in multi-item settings. For example, Feng et al. (2018) employs deep learning to discover novel, high-revenue auctions for multi-unit settings with private budgets, while Shen et al. (2019) presents a framework that combines a mechanism network and a buyer network. Dütting et al. (2019) also pro-

vides an end-to-end approach for solving the multi-item auction design problem. However, these approaches often require prior knowledge of the bidders’ type distribution or rely on inputting individual bidder type profiles (Shen et al., 2019; Dütting et al., 2019; Feng et al., 2018). Besides, there is a growing body of works discussing machine learning in market designs (Dai and Jordan, 2021a,b; Dai et al., 2022). Our work, on the other hand, utilizes historical data to learn the bidders’ type distribution without the need for explicit queries to individual bidders for their type profiles.

1.2 Contributions and Outline

In this work, we present a novel mechanism for achieving high revenue through selective querying of a limited number of bidders’ types, utilizing historical data. Our primary methodological and theoretical contributions are as follows.

- We construct an estimated distribution \hat{D} from historical data through the utilization of kernel density estimation, as detailed in Section 3.1. We generate high-confidence intervals for bidders’ types t through rejection sampling from the estimated distribution \hat{D} . This contrasts with previous approaches that either rely on a pre-specified distribution or an estimated distribution that is assumed to be close to the true distribution.
- Our approach reduces the number of queries by introducing two new strategies based on the confidence intervals obtained from historical data. First, we propose a novel filtering method for selecting potential winners by screening their value regions within the confidence intervals, while ensuring fairness in the auction (Section 3.2). Second, we classify intervals based on their length and designate the lower bound of an interval as the estimated type when the length is below a threshold value (Section 3.3). This strategy effectively reduces the number of potential winners, resulting in an effective algorithm.
- We provide three algorithms for obtaining the concrete formula of the estimated bidders’ types \hat{t} , and design a new mechanism based on the Vickrey-Clarke-Groves (VCG) mechanism (Section 4). We demonstrate that our mechanism satisfies Bayesian incentive compatibility (BIC) and δ -individual rationality (IR) (Theorem 6), and that the revenue obtained from our mechanism is only slightly lower than the true revenue, with a high probability (Theorem 7).
- In order to demonstrate the efficacy of our proposed mechanism, we conduct comprehensive simulation studies (Section 5). By comparing our method to two alternative approaches across a variety of scenarios, we find that our mechanism consistently outperforms the others in terms of revenue. Furthermore, our mechanism performs well in both small and large auction settings, and when the number of bidders, m , is either larger or smaller than the number of queries, N . Notably, our mechanism is able to achieve a high revenue while reducing the number of queries by nearly half.

The rest of the paper is organized as follows. In Section 2, we provide the problem formulation. In Section 3, we present the proposed mechanism design and the theoretical analysis

of its properties. In Section 4, we provide the algorithms for implementing our proposed mechanism. In Section 5, we provide numerical simulations to demonstrate the performance of our proposed mechanism. In Section 6, we conclude the paper and discuss future research directions. All proofs and additional simulation results are provided in the Supplementary Appendix.

2. Problem Formulation

In this section, we introduce key definitions and notations. Specifically, we aim to formulate a mechanism design strategy for multi-item auctions with additive valuations that maximizes the expected revenue while ensuring incentive compatibility.

2.1 Preliminaries

We consider a scenario in which a seller aims to auction off $N \geq 1$ items to a set of $m > 1$ bidders, denoted by $\mathcal{B} = \{B_1, B_2, \dots, B_m\}$. The items can be sold separately or in bundles [Cai and Daskalakis \(2017\)](#). Each bidder B_i is characterized by a type $t_i = (t_{i1}, t_{i2}, \dots, t_{iN})$, which represents the bidder's private valuations for the N items. We assume that each t_i is drawn from a private distribution D_i , with the set of distributions being represented by $D = (D_1, D_2, \dots, D_m)$.

Valuation. For a given bundle $S \subset [N] = \{1, 2, \dots, N\}$, a bidder B_i 's value for S is given by the additive valuation function as [Goldner and Karlin \(2016\)](#),

$$v_i(t_i, S) = \sum_{j \in S} t_{ij}.$$

Auction. An auction mechanism M is a mapping from the space of bidders' types $t = (t_1, t_2, \dots, t_m)$ to the space of allocations $A(t)$ and prices $P(t) = (P_1(t), P_2(t), \dots, P_N(t))$, where $P_i(t)$ denotes the price of item i given bidders' types t . Since the bidders' types follow the distribution D , the goal is to design a mechanism for the seller that maximum her revenue,

$$\mathbb{E}_{t \sim D} \left[\sum_{j \in [N]} P_j(t) \right].$$

Given a multi-item auction mechanism M , the utility of a bidder B_i with type t_i upon winning a bundle of items S at a price $P(t, S) = \sum_{j \in S} P_j(t)$ is formulated as

$$u_i(t_i, M(t)) = v_i(t_i, S) - P(t, S).$$

Bayesian Incentive Compatibility. To ensure truthfulness, we must impose incentive compatibility constraints. We adopt the definition of Bayesian Incentive Compatibility (BIC) (e.g., [Cai and Daskalakis, 2022](#)).

Definition 1 (BIC) Consider a mechanism M and a distribution $D = (D_1, D_2, \dots, D_m)$ of bidders' types. We say that M is BIC with respect to D if, for each bidder B_i , $i \in [m]$,

the expected utility of truthfully reporting one's type, $\mathbb{E}_{t_{-i} \sim D_{-i}}[u_i(t_i, M(t_i, t_{-i}))]$, is no less than the expected utility of reporting any alternative type t'_i . That is,

$$\mathbb{E}_{t_{-i} \sim D_{-i}}[u_i(t_i, M(t_i, t_{-i}))] \geq \mathbb{E}_{t_{-i} \sim D_{-i}}[u_i(t_i, M(t'_i, t_{-i}))],$$

where the expectation is taken over other bidders' types t_{-i} .

Individual Rationality. Next, we introduce a novel generalization of the concept of individual rationality (IR), denoted as δ -IR, which is different from the traditional definitions in the literature. The introduction of δ -IR is motivated by our proposed mechanism in Section 3, which utilizes a method of estimating bidders' types based on the lower bound of their corresponding confidence intervals.

Definition 2 (δ -IR.) A mechanism M is δ -individual rationality (δ -IR) if for all types $t = (t_1, t_2, \dots, t_m)$ and for all bidder $i \in [m]$,

$$\Pr \{u_i(t_i, M(t)) \geq 0\} \geq 1 - \delta.$$

A mechanism is IR if $\delta = 0$, which means for all types $t = (t_1, t_2, \dots, t_m)$ and for all bidder B_i , $i \in [m]$, we have $u_i(t_i, M(t)) \geq 0$ with probability 1.

VCG Mechanism. In this paper, we propose a novel mechanism that builds upon the foundation of the Vickrey-Clarke-Groves (VCG) mechanism. Given an allocation method $A(t)$, the VCG mechanism operates by allocating the bundle of items in accordance with $A(t)$ to the bidder who expresses the highest valuation for the bundle and charges them the value of the second highest bid. Mathematically, the value of a bundle S for a given bidder B_i is represented by $v_i(t_i, S) = \sum_{j \in [S]} \hat{t}_{ij}$, where \hat{t}_{ij} is the bid of bidder B_j to item j . The winner of the bundle S is determined as

$$i_* := \arg \max_i \sum_{j \in [S]} \hat{t}_{ij}, \tag{1}$$

and the winner is subsequently charged with $\max_{i, i \neq i_*} \sum_{j \in [S]} \hat{t}_{ij}$. It is well-known that truthful reporting is a dominant strategy for each bidder in a VCG mechanism (e.g., [Ausubel et al., 2006](#)). This implies that, when using a VCG mechanism and soliciting bids from bidders, it can be expected that they will rationally provide truthful valuations, i.e. $\hat{t}_{ij} = t_{ij}$ for any bidder B_i and item j .

This feature greatly simplifies the estimation of bidders' types, as any queries made to bidders will yield accurate responses, leaving the need for estimation solely on the types that were not queried. The VCG mechanism has also been widely recognized for its desirable properties of IR and BIC ([Clarke, 1971](#); [Che and Yoo, 2001](#); [Vickrey, 1961](#)).

2.2 Goal

Obtaining information from bidders is a fundamental element in the design of mechanisms, as it has been established that without it, meaningful design is unattainable ([Cai and](#)

Daskalakis, 2022). The seller can acquire such information through two means: either by analyzing historical data or by directly querying the bidders.

First, the utilization of historical data presents a cost-effective approach to obtaining information on bidders, despite the potential limitations of the data. Specifically, prior to the auction, we gather historical bids for all items made by each bidder from publicly available market data and use this information to perform estimations. For a given item j , let n_{ij} represent the number of times bidder B_i has bid on that item. This results in a dataset Γ_{ij} containing n_{ij} data points. When all m bidders' historical bid data for the N items is obtained, we can estimate each bidder B_i 's private type distribution D_i to inform the mechanism design. The estimated distribution for bidder B_i is represented as \hat{D}_i , and the set of all estimated distributions is denoted as $\hat{D} = \{\hat{D}_1, \hat{D}_2, \dots, \hat{D}_m\}$. Since the bidders' types are private, obtaining the true set of distributions D is not possible. The goal is to ensure that the distance between the estimated distribution \hat{D} and the true distribution D is minimized. Mathematically, as motivated by Prokhorov Metric (e.g., Strassen, 1965), we want to ensure that

$$\Pr_{(\hat{t}, t) \sim (\hat{D}, D)} [\|\hat{t} - t\|_\infty > \epsilon] \leq \gamma, \quad (2)$$

for some small values of $\epsilon, \gamma > 0$. To achieve this, appropriate sampling methods must be employed to generate accurate estimates \hat{t} , and strategies must be devised to control the distance between the estimated and true distributions while also maximizing revenue. This requires the mechanism to be robust to estimation errors.

Second, we can implement a query protocol to obtain bidders' information, which involves the exchange of information with bidders over possibly several rounds. While this method may provide more precise information, the cost may be relatively high. One common query protocol is to ask bidders if they are willing to pay at least a certain value for winning an item (Cai and Daskalakis, 2022). However, this method may be susceptible to truth-telling issues, which can negatively impact the seller's revenue. To mitigate this, it is crucial to implement a mechanism with properties such as BIC and IR, which encourage truthful reporting and thus, maximize revenue. The use of query protocols presents a trade-off between the number of queries and the amount of information obtained. In cases where the number of items is large, the number of queries required may be prohibitively high. Conversely, a reduction in the number of queries may result in a decrease in the revenue obtained.

In this paper, we propose a multi-item mechanism that utilizes historical data to reduce the number of queries while also maximizing the revenue for the seller.

3. Main Results

In this section, we present the main results of this paper. We begin by introducing a method for estimating the distribution and constructing confidence intervals for bidders' types in Section 3.1. Next, we propose a novel strategy for reducing the number of queries in Section 3.2. We then provide a mechanism that concretely embodies the estimated bidders' types in Section 3.3 and demonstrate a lower bound for the revenue of this mechanism in Section 3.4. Finally, in Section 3.5, we discuss the selection of a key parameter in our mechanism.

3.1 Estimation of Distribution and Confidence Intervals for Bidders' Types

In order to estimate each individual bidder's private valuations, we collect historical bid data for each item from each bidder B_i . Let the dataset of previous bids for bidder B_i on item j be denoted as Γ_{ij} , which consists of n_{ij} independent and identically distributed samples, $\Gamma_{ij} \equiv \{x_{ij1}, x_{ij2}, \dots, x_{ijn_{ij}}\}$.

Kernel Density Estimate. With the data Γ_{ij} , we can perform kernel density estimation of D_{ij} using the function \hat{D}_{ij} , as defined by:

$$\hat{D}_{ij}(x) = \frac{1}{n_{ij}h} \sum_{s=1}^{n_{ij}} K\left(\frac{x - x_{ijs}}{h}\right).$$

Here, K represents a density function known as the kernel, and h is the bandwidth. This method, which dates back to the works of Rosenblatt (1956) and Parzen (1962), commonly utilizes a Gaussian kernel, $K(t) = \frac{1}{\sqrt{2\pi}}e^{-t^2/2}$. A choice of the bandwidth is $h = 1.06 \cdot \min\{\hat{\sigma}, \frac{IQR}{1.34}\} \cdot n_{ij}^{-1/5}$, where $\hat{\sigma}$ is the sample standard deviation, n_{ij} denotes the sample size, and IQR represents the sample interquartile range. This choice of h is known to be robust against outliers (Scott, 1992), and is minimax optimal for estimation (Zambom and Ronaldo, 2013) with the mean integrated square error (MISE) of $\mathbb{E} \int [\hat{D}_{ij}(x) - D_{ij}(x)]^2 dx = O(n_{ij}^{-4/5})$.

Rejection Sampling: In order to sample from the estimated density, we can utilize the rejection sampling method. This involves selecting random samples from a given distribution, $g(x)$, and choosing a constant c such that

$$cg(x) > \hat{D}_{ij}(x), \quad \forall x.$$

Then, we accept the sample x with a probability of $\hat{D}_{ij}(x)/cg(x)$, resulting in a sampling process equivalent to that from $\hat{D}_{ij}(x)$ as described in Casella et al. (2004). In our scenario, for each item $j \in [N]$, we can define the support of the density \hat{D}_{ij} to be within the known minimum and maximum values, a_j and b_j , respectively, which may be set by the seller or obtained from the market. Thus, we can set $g(x)$ as a uniform distribution over the interval $[a_j, b_j]$.

We repeat this sampling process \mathcal{N} times, and compute the $(\alpha/2)$ th and $(1-\alpha/2)$ th quantiles of the samples as the lower and upper bounds of the $(1-\alpha)$ confidence interval of t_{ij} . As the MISE of \hat{D}_{ij} is $O(n_{ij}^{-4/5})$, we can assert that when n_{ij} is large enough, the difference between \hat{D}_{ij} and D is negligible, resulting in high precision of the confidence interval. We provide a detailed outline of this procedure in Algorithm 1, which is deferred to Section 4.1.

3.2 Winnow Down Potential Winners

We now introduce a novel strategy that significantly reduces the number of queries while ensuring fairness in the game by narrowing down the potential winners. We begin by defining the fairness of the mechanism.

Definition 3 (α -fairness) *Given an item $j \in [N]$ and the winner of that item, B_{i^*} , a mechanism is α -fair if, with probability at least $1 - \alpha$, for all $i \in [m], i \neq i^*$, it holds true that $t_{ij} < t_{i^*j}$.*

This definition draws inspiration from Joseph et al. (2016), in which fairness is defined through pairwise comparison. In other words, a fair mechanism assigns higher probabilities of winning to bidders with higher values. In our scenario, we only need to consider the winner, as the outcome is unique. Based on the definition of α -fairness, it is clear that a smaller α value corresponds to a fairer game.

From Section 3.1, we assume that we have already obtained $\widehat{D}_{ij}, \forall i \in [m], j \in [N]$, and the $(1 - \alpha)$ confidence interval $T_{ij} = [\hat{t}_{ijL}, \hat{t}_{ijU}]$ for each bidder B_i 's type for item j , based on historical data. This means that with probability more than $(1 - \alpha)$, the true value t_{ij} is within the interval $[\hat{t}_{ijL}, \hat{t}_{ijU}]$. For each item j , we identify the bidder $B_{i_*^j}$ with the largest upper confidence interval among all bidders,

$$i_*^j = \arg \max_{i \in [m]} \hat{t}_{ijU}. \quad (3)$$

This bidder has the potential to have the highest type, and is therefore more likely to win the item. However, other bidders whose estimated intervals overlap with $B_{i_*^j}$'s may also have a chance to win. To account for this scenario, we define a new interval relationship. For each item j , we consider bidders B_i and $B_{i'}$ to be *linked* if

$$[\hat{t}_{ijL}, \hat{t}_{ijU}] \cap (\hat{t}_{i'jL}, \hat{t}_{i'jU}] \neq \emptyset. \quad (4)$$

In order to mitigate the computational complexity associated with determining the winner of a multi-item auction, we propose a mechanism that selectively considers bids from a subset of bidders for each item. Specifically, for each item $j \in [N]$, we only consider the bids from bidders that are linked to the bidder with the highest upper confidence bound for item j , as defined by $\mathcal{B}_j = \{B_i | i \in [m], B_i \text{ is linked to } B_{i_*^j} \text{ for item } j\}$. Here i_*^j and the linked relation are defined in Eqs. (3) and (4), respectively. The algorithm of constructing the set \mathcal{B}_j is given in Section 4.2. We show that this mechanism is α -fair for each item $j \in [N]$ when α is small enough.

Proposition 4 *Let \mathcal{B}_j denote the set of bidders linked to the bidder with the highest upper confidence bound for item j , as defined by $\mathcal{B}_j = \{B_i | i \in [m], B_i \text{ is linked to } B_{i_*^j} \text{ for item } j\}$. Then for each item $j \in [N]$, considering only bidders in the set \mathcal{B}_j results in a mechanism that is α -fair.*

The proof of this proposition is given in Appendix A.3. Proposition 4 shows that for each item $j \in [N]$, if we restrict our attention to the subset of bidders \mathcal{B}_j , the mechanism is α -fair. This implies that by limiting our queries to the bidders in \mathcal{B}_j , we can achieve a reduction in the number of required queries while maintaining a desired level of fairness.

Note that it becomes difficult to sell items in a bundle, as the total value of a bundle would be the sum of the bidders' types for each item, which cannot be calculated with ignored bids. Moreover, the allocation space $A(t)$ that the mechanism needs to search for becomes increasingly large as the number of items increases. As an example, we calculate the lower bound of the complexity of allocation when each bundle has at most 2 items.

Proposition 5 *When each bundle has at most 2 items, the complexity of the allocation grows exponentially as a function of the number of items. Specifically, the number of potential allocations exceeds $(2N/3)^{\lfloor N/3 \rfloor}$.*

The proof of Proposition 5 is provided in Appendix A.4. Hence the number of allocations increases exponentially as a function of the number of items. In this paper, we consider that the seller sells each item separately, which gives a practical solution to alleviate the computational complexity associated with determining the allocation of items in a bundle.

3.3 Lower Confidence Bound Method

In this section, we present a mechanism for obtaining a concrete form of the estimated bidders' type \hat{t} . As previously established in Section 2.1, the use of the VCG mechanism guarantees truthful reporting of bidders' values for each item. However, in practice, obtaining these values through a large number of queries can be costly. The strategy outlined in Section 3.2 provides a solution to this problem. We now propose an additional approach to further reduce the number of queries.

We note in Section 2.2 that our aim is to ensure Eq. (2) for small values of ϵ and γ . In order to maintain δ -IR, we want to minimize the estimated types. To achieve this, we utilize the lower bound of the confidence interval as a replacement for queries. Specifically, for any bidder $B_i, i \in [m]$ and item $j \in [N]$, we let \hat{t}_{ijL} be the designated estimated type, such that

$$\Pr(\hat{t}_{ijL} - t_{ij} > 0) \leq \alpha/2,$$

which satisfies Eq. (2) with $\epsilon = 0$ and $\gamma = \alpha/2$. Additionally, we define $d_{ij} = \hat{t}_{ijU} - \hat{t}_{ijL}$ as the length of the interval. Then, we have

$$\Pr(t_{ij} - \hat{t}_{ijL} > d_{ij}) \leq \alpha/2.$$

Thus, the length of the intervals d_{ij} becomes a crucial factor in determining the accuracy of the estimated type \hat{t}_{ijL} .

Using the lower bound of the confidence interval balances the trade-off between seller revenue and estimation precision. To implement this approach, we first specify a threshold value $d > 0$ and consider the number of intervals, $(\hat{t}_{ijL}, \hat{t}_{ijU})$, for each bidder B_i , whose bandwidth is less than d . Specifically, we define

$$L_i = \{j | \hat{t}_{ijU} - \hat{t}_{ijL} \leq d, j \in [N]\}, \quad (5)$$

with $n_i = |L_i|$ representing the number of such intervals for bidder B_i . Additionally, we also define the set of items for which the estimated types are not well-controlled, denoted as $Q_i = \{j | \hat{t}_{ijU} - \hat{t}_{ijL} > d, j \in [N]\}$, with $|Q_i| = N - n_i$.

For each element in Q_i , we solicit the bidder's true type through a query under the VCG mechanism, which guarantees truthful reporting. These types are designated as *type I* estimated types. On the other hand, for the items in the set L_i , we have a well-controlled estimate of the bidder's type, and therefore we use the lower bound \hat{t}_{ijL} as the estimate, i.e. $\hat{t}_{ij} = \hat{t}_{ijL}$. This way, we have

$$\Pr(\hat{t}_{ij} - t_{ij} < 0) = 1 - \alpha/2 \quad \text{and} \quad \Pr(|\hat{t}_{ij} - t_{ij}| > d) \leq \alpha/2.$$

Hence with probability more than $1 - \alpha/2$, we have $\hat{t}_{ij} < t_{ij}$, and with probability $1 - \alpha/2$, the distance between t_{ij} and \hat{t}_{ij} is not larger than d . With probability $(1 - \alpha/2)^{n_i}$, for every

$j \in [N]$, we have $\hat{t}_{ij} < t_{ij}$. We refer to this type of estimated type as *type II* estimated types.

In summary, we have the set of type I estimated types, $Q = \{\hat{t}_{i,j} | i \in [m], j \in Q_i\}$, and the set of type II estimated type,

$$L = \{\hat{t}_{i,j} | i \in [m], j \in L_i\}. \quad (6)$$

We define the parameter n as,

$$n = \sum_{i \in [m]} n_i. \quad (7)$$

Then $|Q| = mN - n$ and $|L| = n$. We demonstrate the validity of our proposed mechanism by showing that it satisfies two important properties: BIC and δ -IR.

Theorem 6 *The mechanism obtained by applying VCG to the estimated bidders' types \hat{t} is BIC and δ -IR with $\delta = \alpha n/2$.*

The proof of Theorem 6 is presented in Appendix A.1. It relies on the well-established BIC and IR properties of the VCG mechanism, and the uncertainty in IR is introduced by our use of type II estimated types, where we designate types without making inquiries to the bidders. Theorem 6 implies that our proposed mechanism is practically viable. The only challenge is to keep αn as small as possible to ensure that bidders are willing to participate in the auction. To make α small, we can use historical data or sample more extensively from the estimated distribution to obtain a more precise confidence interval for t .

3.4 Analysis of Revenue

For any bidder B_i , we have the set of type II estimated types L_i , which is defined in Eq. (5). Let $L_i^* := \{j | \hat{t}_{ijU} - \hat{t}_{ijL} > 0, j \in [N]\}$, and

$$K = \cup_{i \in [m]} (L_i \cap L_i^*). \quad (8)$$

Let $k = |K|$ be the number of items in set K . Only the items in K may have reduced revenue, as the type I estimated types are equal to true types and will not impact the final revenue. Additionally, for any $i \in [m]$ and $j \in [N]$, when $\hat{t}_{ijU} - \hat{t}_{ijL} = 0$, with probability $(1 - \alpha/2)$, the true bid is smaller than the estimated bid.

Theorem 7 *With probability $(1 - \alpha/2)^n$, the revenue based on the estimated type \hat{t} we get from Section 3.3 is less than the expected revenue of true type t by at most kd .*

The proof of this theorem is given in Appendix A.2. We make three remarks on Theorem 7. First, when the number of items, N , is limited, it is likely that the number of items, k , in the set K in Eq. (8) will also be limited because of $k < N$. As a result, kd will also be relatively small, which in turn indicates that the proposed mechanism is likely to perform effectively in this scenario.

Second, in comparison to the findings in Cai and Daskalakis (2022), our proposed mechanism demonstrates a distinct advantage in scenarios where the number of bidders, m , is large and the number of items, N , is small. Specifically, while their revenue lower bound exhibits

a negative correlation with the number of bidders, m , our revenue lower bound exhibits a negative correlation with the number of items, N , and is independent of m . Thus, our mechanism is particularly well-suited for environments with a high number of bidders and a limited number of items.

Third, Theorem 7 shows that the performance of our proposed mechanism depends on kd . The value of d is a hyper-parameter that is chosen based on the specific characteristics of the data set at hand. The density function, and subsequently the length of the confidence intervals, can vary from dataset to dataset, thus requiring the selection of an appropriate value of d . In Section 3.5, we will further explore the appropriate range of values for d .

3.5 Tuning Parameters

Theorems 6 and 7 provide a theoretical foundation for our mechanism. We consider two key tuning parameters, n in Eq. (7) and d in Eq. (5).

First, we consider the tuning of n . In order to achieve the desired IR and expected revenue in high confidence, the value of $(1 - \alpha/2)^n$ needs to be as large as possible. For any confidence rate $\eta \in [0, 1]$, let

$$(1 - \alpha/2)^n \geq \eta.$$

This yields the inequality $n \leq \log(\eta)/\log(1 - \alpha/2)$. Additionally, as defined in Section 3.3, n must be less than mN . Therefore, we can set

$$n \leq n^* \equiv \min \left\{ \frac{\log(\eta)}{\log(1 - \alpha/2)}, mN \right\}.$$

Second, we consider the tuning of d . We desire to control d such that

$$|\{(i, j) | \hat{t}_{ijU} - \hat{t}_{ijL} \leq d, i \in [m], j \in [N]\}| \leq n \leq n^*.$$

Formally, this can be achieved by selecting d as the maximum value that satisfies

$$|\{(i, j) | \hat{t}_{ijU} - \hat{t}_{ijL} \leq d, i \in [m], j \in [N]\}| \leq n^*. \quad (9)$$

In practice, we begin by selecting d as the theoretical maximum value given by Eq. (9). We then calculate the corresponding value of kd . If this value is too large, we reduce the value of d , whereas if the seller is willing to tolerate a reduced revenue and take on a small risk, we may increase the value of d to reduce the number of queries. This process of adjusting d can be performed by sorting the length of intervals in increasing order and selecting the n^* th length as the initial value of d , and iteratively adjusting until a satisfactory value is found. However, when the product mN is large, this method may encounter limitations. In such cases, we can use the strategy outlined in Section 3.2 to filter out unnecessary intervals, thus reducing the number of intervals considered and allowing us to utilize the mechanism proposed in Section 3.3 more effectively. In practice, we recommend starting with the value of d given by Eq. (9) for a specified value of η , and adjusting as necessary.

4. Algorithm

In this section, we give the three algorithms based on the methods proposed in Section 3. A flow chart of the proposed mechanism is shown in Figure 1. First, we employ kernel

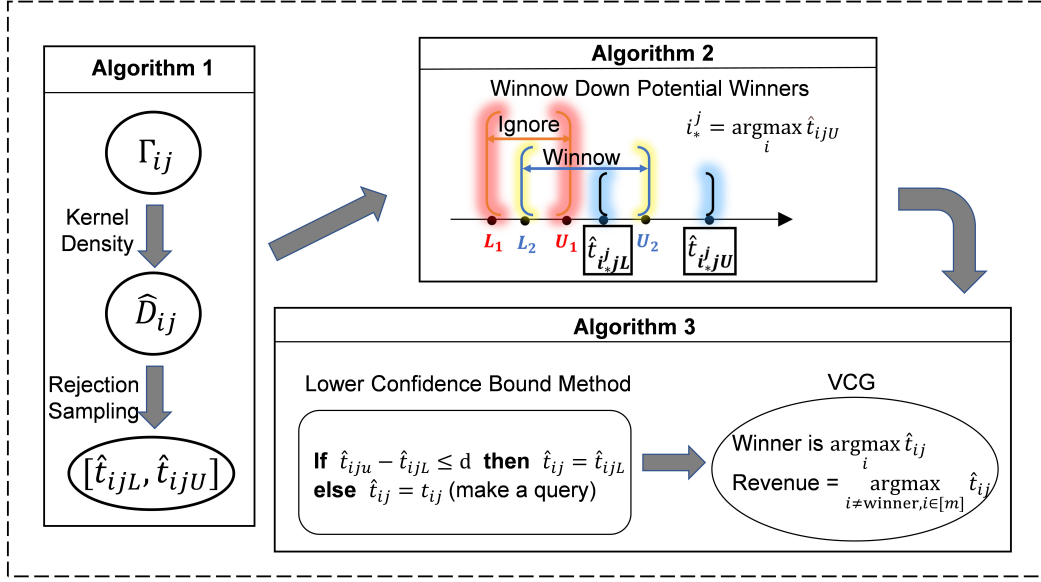


Figure 1: Flow chart of the proposed mechanism.

density estimation to estimate the distribution of the data set Γ_{ij} and obtain an estimated distribution \hat{D}_{ij} . Then, we use rejection sampling to calculate a $1 - \alpha$ confidence interval, denoted by $[\hat{t}_{ijL}, \hat{t}_{ijU}]$. This procedure is presented as Algorithm 1. Second, we implement a winnow down procedure for each item j by considering only the intervals that intersect with the interval with the largest upper bound $\hat{t}_{i_*^j}$, while disregarding the others. For example, as shown in Figure 1, the interval $[L_2, U_2]$ is winnowed down, while $[L_1, U_1]$ is disregarded. This procedure is presented as Algorithm 2. Finally, we use the lower confidence bound method and determine the bidder's value. Then the VCG mechanism is used to allocate items and determine the winning bidders and revenue. This procedure is presented as Algorithm 3.

4.1 Algorithm of Distribution Estimation

Algorithm 1 shows the details of estimating bidders' types and constructing confidence intervals, as outlined in Section 3.1. The inputs to the algorithm include the number of bidders, m , the number of items, N , a historical dataset, Γ_{ij} , consisting of n_{ij} independently and identically distributed samples for $i \in [m], j \in [N]$, the minimum and maximum values, a_j and b_j , for item j , a critical value, α , and the sampling number \mathcal{N} . The output of the algorithm is a $(1 - \alpha)$ confidence interval for each type, t_{ij} , with lower bound, \hat{t}_{ijL} , and upper bound, \hat{t}_{ijU} . The algorithm begins by utilizing a kernel density function to estimate the distribution, \hat{D}_{ij} . Then, a uniform distribution on $[a_j, b_j]$ is employed through rejection sampling. We sample \mathcal{N} results from \hat{D}_{ij} , and take the $\alpha/2$ th quantile as the lower bound, \hat{t}_{ijL} , and take the $(1 - \alpha/2)$ th quantile as the upper bound, \hat{t}_{ijU} .

Algorithm 1: Estimation of distribution and confidence intervals for bidders' types

Input: m, N , historical dataset $\Gamma_{ij} = \{x_{ij1}, x_{ij2}, \dots, x_{ijn_{ij}}\}$, minimum value a_j , maximum value b_j , $i \in [m], j \in [N]$, $\alpha, \mathcal{N} \in \mathbb{N}$

Output: Lower bound \hat{t}_{ijL} and upper bound \hat{t}_{ijU} for $i \in [m], j \in [N]$

```

1 for  $i \in [m], j \in [N]$  do
2    $t=0$ ;
3   repeat
4     write a kernel density estimate  $\hat{D}_{ij}$  based on  $\Gamma_{ij}$ , where  $K(t) = \frac{1}{\sqrt{2\pi}}e^{-t^2/2}$ ,
        $h = 1.06 \cdot \min\{\hat{\sigma}, \frac{IQR}{1.34}\} \cdot n_{ij}^{-1/5}$ ;  $\hat{D}_{ij}(x) = \frac{1}{n_{ij}h} \sum_{s=1}^{n_{ij}} K(\frac{x-x_{ijs}}{h})$ ;
5     let  $g \sim \text{Unif}[a_j, b_j]$  be a uniform distribution on  $[a_j, b_j]$ ;
6     sample a point  $x$  in  $g \sim \text{Unif}[a_j, b_j]$ ;
7     choose  $c$  big enough so that  $\hat{D}_{ij}(x_0)/cg(x_0) < 1$  for every  $x_0 \in [a_j, b_j]$ ;
8     sample a point  $u$  from  $\text{Unif}[0,1]$ ;
9     if  $u < \hat{D}_{ij}(x)/cg(x)$  then
10      accept  $x$ ;
11       $t \leftarrow t+1$ 
12   until  $t = \mathcal{N}$ ;
13    $\hat{t}_{ijL} = \alpha/2$ th quantile of the accepted  $s$  results;
14    $\hat{t}_{ijU} = (1 - \alpha/2)$ th quantile of the accepted  $s$  results

```

4.2 Algorithm of Winnowing Down Potential Winners

In Algorithm 2, we present a method for identifying potential winners among bidders based on the linkage of their confidence intervals, as outlined in Section 3.2. The input to the algorithm includes the number of bidders, m , the number of items, N , and confidence intervals, $[\hat{t}_{ijL}, \hat{t}_{ijU}]$, for each t_{ij} , where $i \in [m], j \in [N]$. The output is a set of potential winners, \mathcal{B}_j , for each item j . For each item j , we identify the bidder, i_*^j , with the highest upper bound, $\hat{t}_{i_*^j U}$, of the confidence interval. We then consider only those bidders whose confidence intervals for item j are linked to the interval of bidder i_*^j . These bidders are then added to the set of potential winners, \mathcal{B}_j . The number of queries for bids that we will neglect is given by $m^* = mN - \sum_{j=1}^N |\mathcal{B}_j|$.

4.3 Algorithm of Determining Winners

The proposed algorithm, outlined in Algorithm 3, leverages the results of Algorithms 1 and 2 to provide a final implementation for determining the potential winners in an auction setting. Algorithm 1 yields the estimated confidence intervals $[\hat{t}_{ijL}, \hat{t}_{ijU}]$, while Algorithm 2 yields the set of potential bidders \mathcal{B}_j for each item j and the number of neglected bids m^* . Additionally, the algorithm introduces a hyper-parameter q , which represents the maximum loss the seller is willing to tolerate. Algorithm 3 first filters the confidence intervals based on the potential bidders $\mathcal{B}_j, j \in [N]$, by setting the lower and upper bounds of the interval to 0

Algorithm 2: Winnow down the potential winners

Input: $m, N, [\hat{t}_{ijL}, \hat{t}_{ijU}]$ for $i \in [m], j \in [N]$
Output: For each $j \in [N]$, output a bidders' set \mathcal{B}_j

```
1 for  $j \in [N]$  do
2    $B_j = \emptyset$ ;
3    $i_*^j = \operatorname{argmax}_i \hat{t}_{ijU}$ ;
4   for  $i \in [m]$  do
5     if  $\hat{t}_{ijU} > \hat{t}_{i_*^j jL}$  then
6        $B_j \leftarrow B_j \cup i$ 
```

for bidders not in \mathcal{B}_j . The remaining intervals are sorted in increasing order according to the values of $\hat{t}_{ijU} - \hat{t}_{ijL}$. The value of \hat{t} is then determined as described in Section 3.3, with the value of d chosen to minimize the query number while ensuring that the maximum reduced revenue is less than q , as discussed in Section 3.5. The algorithm begins by assuming an initial value of d , and repeatedly increases or decreases it until it fluctuates between two numbers d_- and d_+ , such that $kd_- \leq q < kd_+$, and the final value of d is set to d_- . The complete procedure is presented in Algorithm 3.

5. Experiment Design and Simulation

In order to implement our proposed mechanism, it is necessary to acquire historical data from the bidders. We consider a scenario where there are N items and m bidders. For each item $j \in [N]$, the minimum and maximum values are set at $a_j = 10(j - 1)$ and $b_j = 10j$ respectively. The true valuations of each bidder $B_i, i \in [m]$, are modeled by a Gaussian distribution D_{ij} with means chosen uniformly from the range $[10(j - 1), 10j]$ and variances of 10^x , where x is chosen uniformly from the interval $[-1, 1]$. The distribution is then normalized to 1 over the range $[10(j - 1), 10j]$.

Once the true distributions are obtained, the true type of the bidders, denoted as t , can be generated from the distributions. Historical data sets, Γ_{ij} , can then be simulated for each item $j \in [N]$ by drawing n_{ij} samples from the corresponding true distribution D_{ij} . In this simulation, we set $n_{ij} = |\Gamma_{ij}| = 50$ for all i and j . Additionally, we set $\mathcal{N} = 1000$, $\alpha = 0.01$, and $\eta = 0.9$ for our experiments. The mechanism can be implemented once the values of m and N are determined. In our experiments, we do not specify a certain value for the hyper-parameter q as we wish to analyze the revenue, regret and number of queries for various values of d . To do this, we initially set $d = 0$, and progressively increase d while recording the revenue and the value of n . We evaluate three different methods for estimating the true type of bidders.

- **Method 1 (Kernel density & Winnow down data):** This method implements our entire proposed mechanism, comprising of Algorithms 1, Algorithm 2, and Algorithm 3, in sequence.
- **Method 2 (Kernel density & Full data):** This method is adopted to avoid potential compromise of auction fairness that may arise from winnowing down bidders and

Algorithm 3: Our mechanism based on the constructed estimated distribution

Input: $m, N, [\hat{t}_{ijL}, \hat{t}_{ijU}]$ for $i \in [m], j \in [N], \alpha, \eta \in [0, 1]$, accepted losses q, \mathcal{B}_j for $j \in [N], m^*$

Output: The winners set and the revenue

- 1 **for** $j \in [N]$ **do**
- 2 \lfloor **if** $i \notin \mathcal{B}_j$ **then** $\hat{t}_{ijL} = \hat{t}_{ijU} = 0$;
- 3 $n^* = \min \left\{ \frac{\log(\eta)}{\log(1-\alpha/2)}, mN - m^* \right\}$;
- 4 sort the value of $(\hat{t}_{ijU} - \hat{t}_{ijL}), i \in [m], j \in [N]$ in an increasing sequence $(\ell_1, \ell_2, \dots, \ell_{mN})$;
- 5 $M = n^* + m^*$;
- 6 **repeat**
- 7 $d = \ell_M, K = \emptyset$;
- 8 **for** $i \in [m]$ **do**
- 9 \lfloor **if** $j \in L_i \cap L_i^*$ **then** $K = K \cup j$;
- 10 $k = |K|$;
- 11 **if** $kd > q$ **then** $M \leftarrow M - 1$ **else** $M \leftarrow M + 1$;
- 12 **until** d fluctuates between the two values d_- and d_+ , where $d_- < d_+$;
- 13 $d = d_-$;
- 14 **for** $i \in [m]$ **do**
- 15 \lfloor **if** $j \in L_i$ **then** $\hat{t}_{ij} = \hat{t}_{ijL}$ **else** $\hat{t}_{ij} = t_{ij}$ (make a query) ;
- 16 revenue = 0;
- 17 **for** $j \in [N]$ **do**
- 18 \lfloor winner for item $j = \arg \max_i \hat{t}_{ij}$; revenue \leftarrow revenue + $\arg \max_{i \neq \text{winner}, i \in [m]} \hat{t}_{ij}$;

neglecting some bids. The revenue may be reduced if potential winners with higher types than the upper bound of their confidence intervals are neglected. In Method 2, Algorithm 1 and Algorithm 3 are implemented, omitting the use of Algorithm 2 by setting $\mathcal{B}_j = [m], \forall j \in [N]$, and $m^* = 0$ in the input of Algorithm 3.

- **Method 3 (Ordinary method & Winnow down data):** This method serves as a benchmark comparison, where we do not estimate the distribution of D , and instead rely on the historical data $\Gamma_{ij} = \{x_{ij1}, x_{ij2}, \dots, x_{ijn_{ij}}\}, i \in [m], j \in [N]$. In this case, the minimum type of the bidders B_i for the item j is defined as the minimum value of Γ_{ij} , and the maximum type of the bidders B_i for the item j is defined as the maximum value of Γ_{ij} . Specifically, let $a_{ij} = \min\{\Gamma_{ij}\}$ and $b_{ij} = \max\{\Gamma_{ij}\}$. In Method 3, we just implement Algorithm 2 and Algorithm 3, without using Algorithm 1. To do this, let $\hat{t}_{ijL} = a_{ij}$ and $\hat{t}_{ijU} = b_{ij}$, then we implement the Algorithm 2 and Algorithm 3.

5.1 Small-Scale Data

In order to evaluate the efficacy of our proposed methods, we conduct an initial experiment using a small dataset. Specifically, we consider a scenario in which there are $m = 30$ bidders

and $N = 10$ items to be sold. Using the Vickrey-Clarke-Groves (VCG) mechanism to sell items individually, we calculate the true revenue based on the true type t , represented by the green dashed line in the bottom-left plot of Figure 2. This value, Revenue= 543, serves as a benchmark against which we compare the performance of our proposed methods. Our goal is to obtain revenue values as close as possible to this benchmark through the application of our methods. In other words, we want to minimize the *regret*, which is defined as the difference between the true revenue based on true types t and the practical revenue based on estimated types \hat{t} :

$$\mathcal{R}(M) := \sum_{j \in [N]} P_j(t) - \sum_{j \in [N]} P_j(\hat{t}).$$

5.1.1 BENEFITS OF DENSITY ESTIMATION AND SAMPLING REJECTION

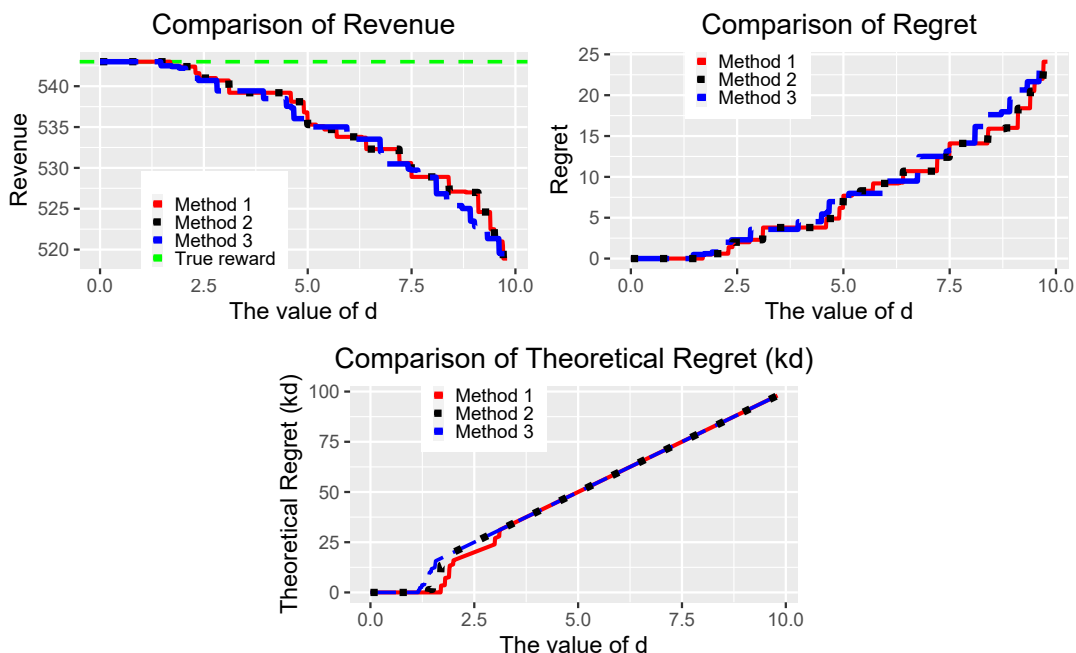


Figure 2: Comparison of the revenue and regret when $m = 30$, $N = 10$.

In Figure 2, we present a comparison of revenue and regret across the three methods as the value of d varies. Method 1 is represented by a red solid line, Method 2 by a black dotted line, and Method 3 by a blue long dashed line. As shown in the top two plots, which represent revenue and regret comparison respectively, all three methods exhibit revenue exceeding 515 and the true regret less than 25, indicating overall good performance. However, we note that Method 3 performs worse than Method 1 and 2 in most cases. This is due to the absence of kernel density function in Method 3, resulting in intervals of lower confidence compared to those obtained from Method 1 and 2. Additionally, Method 1 and 2 overlap, indicating that the neglected data does not significantly impact the final outcome. This is in line with the α -fair mechanism as proposed in Proposition 4, where $\alpha = 0.01$, a value small enough to ensure fairness of the game.

The bottom plot of Figure 2, which presents the comparison of theoretical regret, reveals that the lines of the three methods overlap in most cases. This is because when d is too small, the set K , as defined in Eq. (8), is empty, resulting in $k = 0$. On the other hand, when d is sufficiently large, K tends towards $[N]$, resulting in $k = N$, and subsequently $kd = Nd$, a line with slope N . However, within a small interval, we find that for a fixed value of d , kd of Method 3 is the largest, and kd of Method 1 is the smallest. This is because, in the ordinary method, the length of the types' confidence intervals tends to be smaller, as it does not incorporate density function estimation, thus being limited to the historical data. As a result, for a fixed d , Method 3 will have more intervals with a bandwidth smaller than d , resulting in a larger value of k . Conversely, Method 1, by virtue of its sampling rejection method, already neglects some intervals, leading to a smaller number of intervals with a bandwidth smaller than d , and thus a smaller value of k .

In conclusion, our analysis of Figure 2 suggests that Method 1 and Method 2 perform better than Method 3 in practice, highlighting the benefits of utilizing kernel density estimation and sampling rejection in Algorithm 1.

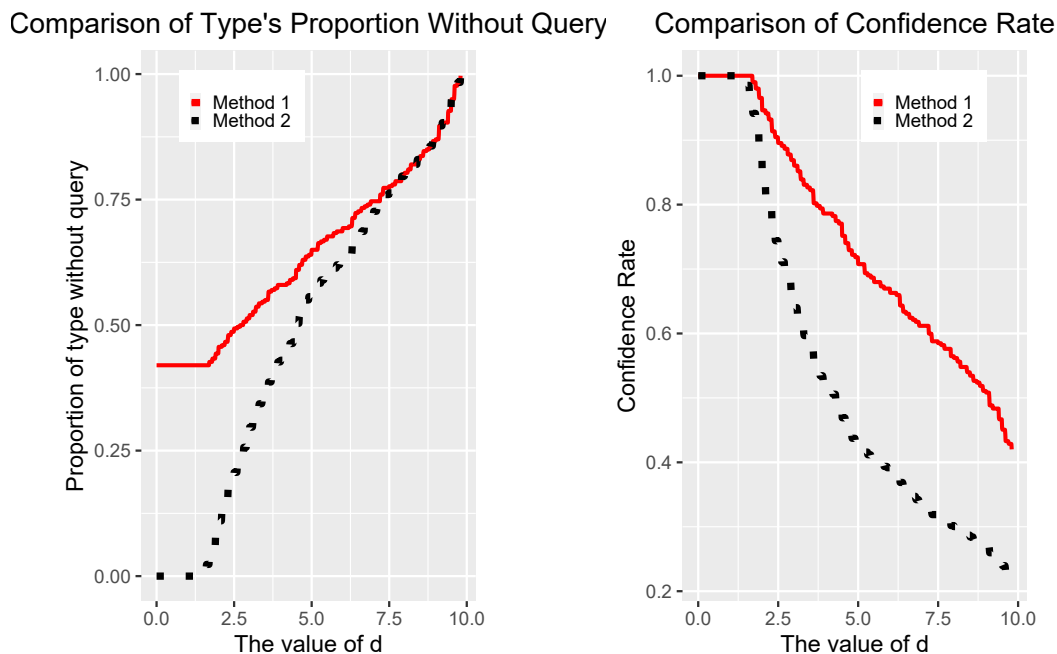


Figure 3: Comparison of the proportion of bidders' types without queries and comparison of the confidence rate when $m = 30$, $N = 10$.

5.1.2 PERFORMANCE OF METHOD 1

In Figure 3, we compare the proportion of bidders' types without queries and the confidence rate of Method 1 and Method 2 as the value of d varies. Method 1 is represented by a red solid line, while Method 2 is represented by a black dotted line. The left plot illustrates that the proportion of types without query in Method 1 is consistently higher or equal to

that of Method 2. This is because all types with ignored confidence intervals in Method 1 are dropped, and the seller does not make a query to those types. In our experiment, there were $m^* = 126$ such types, resulting in an initial proportion of $126/300 = 0.42$ in Method 1, while Method 2 had a proportion of 0 as L , defined in Eq. (6), was an empty set at the beginning. As d increases, the number of elements in L also increases, but since Method 1 has dropped some confidence intervals, the number of intervals whose bandwidths are smaller than a certain d increases more slowly, resulting in a line with a smaller slope for Method 1 compared to Method 2. The right plot illustrates the confidence rate, which is $(1 - \alpha)^{n-m^*}$ in Method 1 and $(1 - \alpha)^n$ in Method 2. The confidence rate of Method 1 is consistently higher than that of Method 2.

The results presented in Figure 3 clearly demonstrate that Method 1 outperforms Method 2. As observed, to attain a confidence rate of 0.9, Method 1 requires $51\% = 1 - (m^* + n^*)/mN = 1 - (126 + 21)/300$ of the total queries, while Method 2 still requires $93\% = 1 - n^*/mN = 1 - 21/300$ of the total queries. Additionally, both methods have a true regret of no larger than 2, which is relatively small when compared to the total true revenue of 543.

Overall, the combination of Figures 2 and 3 reveal that Method 1 has both the lowest practical and theoretical regret, requiring a mere $58\% = 1 - m^*/mN = 1 - 126/300$ of total queries. Furthermore, when a confidence rate of 0.9 is desired, Method 1 only needs 51% of the total queries, with a minimal true revenue reduction of 2. These results highlight the effectiveness and efficiency of the proposed algorithm, making it an ideal choice in practical applications.

5.2 Large-Scale Data

5.2.1 ADVANTAGE WHEN THE NUMBER OF BIDDERS IS LARGE

In our experiments utilizing large-scale data, we first set the number of bidders to $m = 50$ and the number of items to $N = 30$, creating a scenario in which the bidders must compete for the items as $m > N$.

The notations used in Figure 4 are consistent with those in Figure 2. The true revenue in this case is 4635.7. The results in Figure 4 reveal that the revenue generated by Method 3 is consistently lower than that of Method 1 and Method 2 in most cases. By comparing the results in Figure 2 and Figure 4, we know that the use of kernel density estimation yields superior performance when the data scale is increased. In this scenario, the maximum theoretical regret is 300, which is relatively small in comparison to the true revenue of 4635.7. These results demonstrate the significant advantage of our method in scenarios where the number of items is limited but the number of bidders is large, as previously analyzed in Section 3.4.

Additionally, we also evaluate our method under a scenario where the number of bidders is less than the number of items. Specifically, we set $m = 50$ and $N = 100$. The results, shown in Figure 5, exhibit a similarity to those presented in Figure 4, yielding a true revenue of 50457.2. However, as the number of items m increases, a substantial increase in both true and theoretical regret is observed, with the maximum regret reaching approximately 175 and 1000, respectively. In our scenario, the basic value of items increases as the number of items increases, making a maximum regret of 1000 acceptable due to the high true revenue. Nonetheless, if the basic value of items remains constant, this outcome may not be optimal.

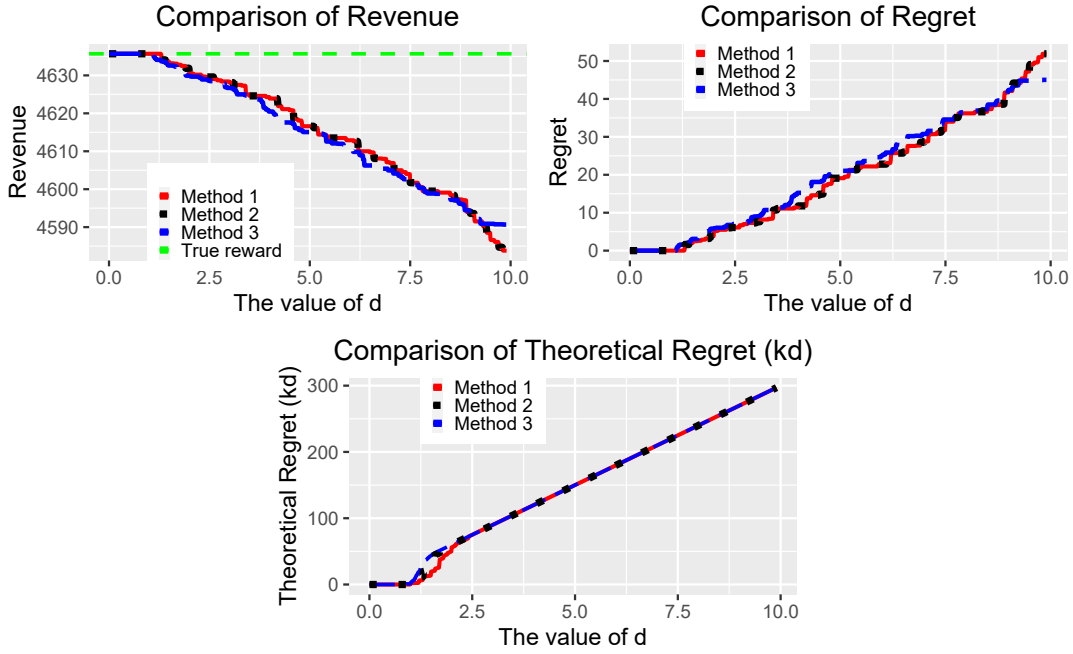


Figure 4: Comparison of the revenue and regret when $m = 50$, $N = 30$.

Hence our method is most appropriate in scenarios where the number of items is limited, or the values of items are high but exhibit limited variance.

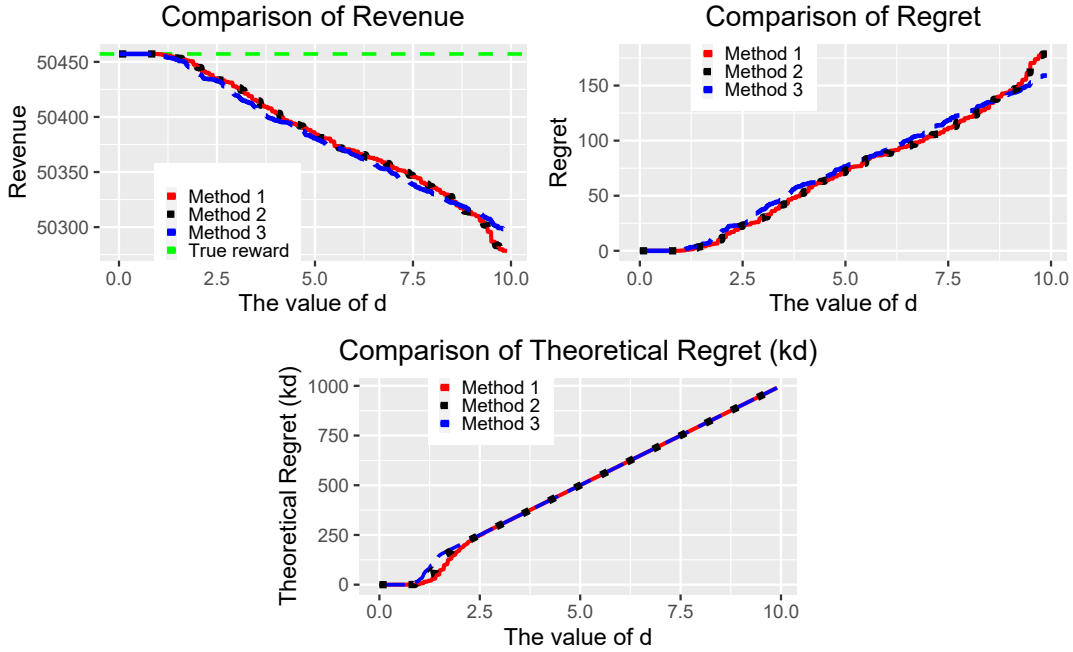


Figure 5: Comparison of the revenue and regret when $m = 50$, $N = 100$.

5.2.2 PERFORMANCE OF METHOD 1

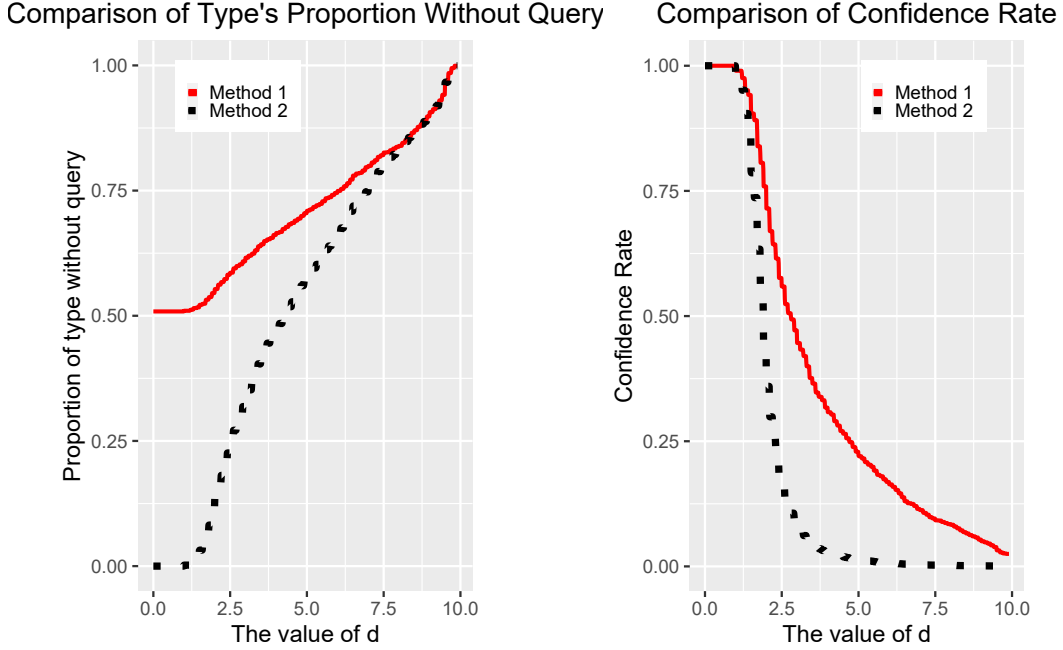


Figure 6: Comparison of the proportion of bidders' types without queries and comparison of the confidence rate when $m = 50$, $N = 30$.

In Figure 6, we present the results of our method under the scenario of large-scale data when $m = 50$, $N = 30$. Specifically, we set $m^* = 763$ and $mN = 1500$, which results in an initial query rate of less than 49.2%, as approximated by $(mN - m^*)/mN$. With a confidence rate of 0.9, Method 1 further reduces the query rate to less than $(mN - m^* - n^*)/mN = 47.74\%$, resulting in just 2.5 regrets and 24 theoretical regrets. These results demonstrate that the proposed Method 1 works well, even when dealing with large datasets.

In Figure 7, we also obtain results for a even larger dataset with $m = 50$ and $N = 100$. In this scenario, we set $m^* = 2456$ and $mN = 5000$, which results in an initial query rate of less than 50.88%, as approximated by $(mN - m^*)/mN$. With a confidence rate of 0.9, Method 1 further reduces the query rate to 50.46% as approximated by $(mN - m^* - n^*)/mN$, resulting in just 1.6 regrets and 72 theoretical regrets. We note that as the value of mN increases, the confidence rate decreases at an accelerated rate. In this scenario, the seller must make a trade-off between classifying the intervals and making all queries to the winnowed-down data ($d = 0$), or reducing the number of queries by choosing a larger value of d , at the risk of sacrificing some revenue. Our results show that when $d = 3.75$, although the confidence rate is low (less than 0.06), we can still reduce the number of queries to less than $37.5\% = 1 - 62.5\%$. This reduction results in a reduction of more than $mN * (50 - 37.5)\% = 625$ in the number of queries, with only a negligible reduction in true revenue (50 out of a total of 50457.2). This analysis supports the discussion in Section 3.5 and highlights the importance of carefully considering the choice of d in practical applications.

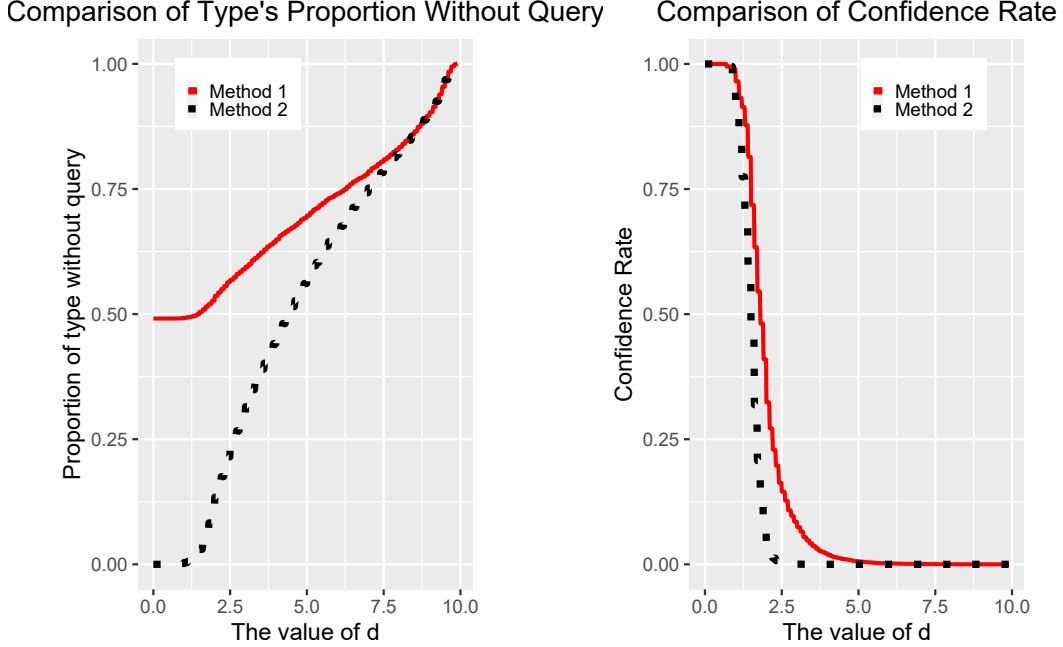


Figure 7: Comparison of the proportion of bidders' types without queries and comparison of the confidence rate when $m = 50$, $N = 100$.

5.3 Discussion of the Results

Our proposed mechanism, Method 1, demonstrates outstanding performance across a range of experiments, particularly when applied to large-scale datasets. By selectively filtering and ignoring unnecessary bids, Method 1 enables the seller to reduce the number of queries required to achieve a given level of revenue, without sacrificing significant revenue. This is made possible by the precision with which we identify potential winners, ensuring that queries are targeted to those individuals whose true values are most likely to contribute to the estimated revenue. This is evident in the results of our three experiments, where we set the confidence rate to 0.9 and observed negligible regret, less than 3, in all cases. This not only confirms the efficiency of our mechanism, but also shows the fairness in Proposition 4. The accuracy of our density estimation method is validated by the fact that all true values fall within the constructed confidence intervals, further supporting the IR of our mechanism because the true values are all bigger than the lower bound of their confidence intervals. Theorem 6 holds strong in practice, and the potential for larger n values is suggested by the minimal impact of reducing α from 0.01 to 0.001 on the confidence interval.

In all three experiments, it was found that the theoretical regret was consistently larger than the practical regret, which corroborates Theorem 7. Further refinement is possible. Currently, when calculating regret, the revenue for items in set K defined in Eq. (8) is reduced. In practice, a more precise method would be to sort the intervals' bandwidths and deduce the maximum bandwidth for each item. Specifically, we can define

$$d_j = \max_i \{\hat{t}_{ijU} - \hat{t}_{ijL} | i \in [m], 0 < \hat{t}_{ijU} - \hat{t}_{ijL} \leq d\}.$$

With this approach, the revenue based on the estimated type \hat{t} would be less than the expected revenue of the true type t by at most $\sum_{j \in K} d_j$, which is smaller than kd . This would yield a more accurate result than Theorem 7.

Finally, we have demonstrated in Section 3.5 that, when the confidence rate $\eta = 0.9$ and $\alpha = 0.01$, at most $n^* = 21$ intervals are required to achieve a high level of precision. However, our experimental results indicate that, in practice, the number of intervals required can be greater without significantly impacting revenue. This supports the efficacy of our proposed method, which uses the lower bound as the estimated types, and further highlights the robustness of our approach to variations in the confidence rate η .

6. Conclusion

This paper has presented a novel mechanism design for multi-item auction settings with uncertain bidders' type distributions. Our proposed approach, which leverages nonparametric density estimation to accurately estimate bidders' types from historical bids' data and is built upon the Vickrey-Clarke-Groves (VCG) mechanism, not only satisfies the important criteria of Bayesian incentive compatibility (BIC) and δ -individual rationality (IR), but also introduces two novel strategies for query reduction that effectively enhance the efficiency of the mechanism. The results of our simulation experiments demonstrate the superiority of our mechanism over existing methods in terms of revenue maximization and query reduction, especially in large-scale scenarios. Thus, our proposed mechanism is a highly desirable and effective option for sellers in the realm of multi-item auctions. Future research directions include exploring alternative methods for efficient density estimation and evaluating the applicability of our mechanism to other auction mechanisms. Real-world implementation of our proposed mechanism is also an area for future investigation.

References

- Saeed Alaei. Bayesian combinatorial auctions: Expanding single buyer mechanisms to many buyers. *SIAM Journal on Computing*, 43(2):930–972, 2014.
- Saeed Alaei, Hu Fu, Nima Haghpanah, Jason D Hartline, and Azarakhsh Malekian. Bayesian optimal auctions via multi-to single-agent reduction. In *13th ACM Conference on Electronic Commerce, EC'12*, page 17, 2012.
- Lawrence M Ausubel, Paul Milgrom, et al. The lovely but lonely vickrey auction. *Combinatorial auctions*, 17:22–26, 2006.
- Moshe Babaioff, Yannai A Gonczarowski, and Noam Nisan. The menu-size complexity of revenue approximation. In *Proceedings of the 49th Annual ACM SIGACT Symposium on Theory of Computing*, pages 869–877, 2017.
- Dirk Bergemann and Karl Schlag. Robust monopoly pricing. *Journal of Economic Theory*, 146(6):2527–2543, 2011.
- Johannes Brustle, Yang Cai, and Constantinos Daskalakis. Multi-item mechanisms without item-independence: Learnability via robustness. In *Proceedings of the 21st ACM Conference on Economics and Computation*, pages 715–761, 2020.

- Yang Cai and Constantinos Daskalakis. Extreme-value theorems for optimal multidimensional pricing. In *2011 IEEE 52nd Annual Symposium on Foundations of Computer Science*, pages 522–531. IEEE, 2011.
- Yang Cai and Constantinos Daskalakis. Learning multi-item auctions with (or without) samples. In *2017 IEEE 58th Annual Symposium on Foundations of Computer Science (FOCS)*, pages 516–527. IEEE, 2017.
- Yang Cai and Constantinos Daskalakis. Recommender systems meet mechanism design. In *Proceedings of the 23rd ACM Conference on Economics and Computation*, pages 897–914, 2022.
- Yang Cai and Zhiyi Huang. Simple and nearly optimal multi-item auctions. In *Proceedings of the Twenty-Fourth Annual ACM-SIAM Symposium on Discrete Algorithms*, pages 564–577. SIAM, 2013.
- Yang Cai, Constantinos Daskalakis, and S Matthew Weinberg. An algorithmic characterization of multi-dimensional mechanisms. In *Proceedings of the forty-fourth annual ACM symposium on Theory of computing*, pages 459–478, 2012a.
- Yang Cai, Constantinos Daskalakis, and S Matthew Weinberg. Optimal multi-dimensional mechanism design: Reducing revenue to welfare maximization. In *2012 IEEE 53rd Annual Symposium on Foundations of Computer Science*, pages 130–139. IEEE, 2012b.
- Yang Cai, Constantinos Daskalakis, and S Matthew Weinberg. Understanding incentives: Mechanism design becomes algorithm design. In *2013 IEEE 54th Annual Symposium on Foundations of Computer Science*, pages 618–627. IEEE, 2013.
- Yang Cai, Nikhil R Devanur, and S Matthew Weinberg. A duality based unified approach to bayesian mechanism design. In *Proceedings of the forty-eighth annual ACM symposium on Theory of Computing*, pages 926–939, 2016.
- George Casella, Christian P Robert, and Martin T Wells. Generalized accept-reject sampling schemes. *Lecture Notes-Monograph Series*, pages 342–347, 2004.
- Shuchi Chawla, Jason D Hartline, and Robert Kleinberg. Algorithmic pricing via virtual valuations. In *Proceedings of the 8th ACM Conference on Electronic Commerce*, pages 243–251, 2007.
- Shuchi Chawla, Jason D Hartline, David L Malec, and Balasubramanian Sivan. Multi-parameter mechanism design and sequential posted pricing. In *42nd ACM Symposium on Theory of Computing, STOC 2010*, pages 311–320, 2010.
- Yeon-Koo Che and Seung-Weon Yoo. Optimal incentives for teams. *American Economic Review*, 91(3):525–541, 2001.
- Edward H Clarke. Multipart pricing of public goods. *Public choice*, pages 17–33, 1971.
- Vincent Conitzer and Tuomas Sandholm. Complexity of mechanism design. In *Proceedings of the Eighteenth conference on Uncertainty in artificial intelligence*, pages 103–110, 2002.

- Xiaowu Dai and Michael Jordan. Learning in multi-stage decentralized matching markets. *Advances in Neural Information Processing Systems*, 34:12798–12809, 2021a.
- Xiaowu Dai and Michael I Jordan. Learning strategies in decentralized matching markets under uncertain preferences. *Journal of Machine Learning Research*, 22:260–1, 2021b.
- Xiaowu Dai, Yuan Qi, and Michael I Jordan. Incentive-aware recommender systems in two-sided markets. *arXiv preprint arXiv:2211.15381*, 2022.
- Constantinos Daskalakis. Multi-item auctions defying intuition? *ACM SIGecom Exchanges*, 14(1):41–75, 2015.
- Constantinos Daskalakis, Alan Deckelbaum, and Christos Tzamos. Strong duality for a multiple-good monopolist. In *Proceedings of the Sixteenth ACM Conference on Economics and Computation*, pages 449–450, 2015.
- Shaddin Dughmi, Li Han, and Noam Nisan. Sampling and representation complexity of revenue maximization. In *International Conference on Web and Internet Economics*, pages 277–291. Springer, 2014.
- Paul Dütting, Zhe Feng, Harikrishna Narasimhan, David Parkes, and Sai Srivatsa Ravindranath. Optimal auctions through deep learning. In *International Conference on Machine Learning*, pages 1706–1715. PMLR, 2019.
- Zhe Feng, Harikrishna Narasimhan, and David C Parkes. Deep learning for revenue-optimal auctions with budgets. In *Proceedings of the 17th International Conference on Autonomous Agents and Multiagent Systems*, pages 354–362, 2018.
- Kira Goldner and Anna R Karlin. A prior-independent revenue-maximizing auction for multiple additive bidders. In *International Conference on Web and Internet Economics*, pages 160–173. Springer, 2016.
- Sergiu Hart, Noam Nisan, et al. *The menu-size complexity of auctions*. Center for the Study of Rationality, 2013.
- Matthew Joseph, Michael Kearns, Jamie H Morgenstern, and Aaron Roth. Fairness in learning: Classic and contextual bandits. *Advances in neural information processing systems*, 29, 2016.
- Jamie Morgenstern and Tim Roughgarden. Learning simple auctions. In *Conference on Learning Theory*, pages 1298–1318. PMLR, 2016.
- Roger B Myerson. Optimal auction design. *Mathematics of operations research*, 6(1):58–73, 1981.
- DW Scott. Multivariate density estimation. *Multivariate Density Estimation*, 1992.
- Weiran Shen, Pingzhong Tang, and Song Zuo. Automated mechanism design via neural networks. In *Proceedings of the 18th International Conference on Autonomous Agents and MultiAgent Systems*, pages 215–223, 2019.

Volker Strassen. The existence of probability measures with given marginals. *The Annals of Mathematical Statistics*, 36(2):423–439, 1965.

William Vickrey. Counterspeculation, auctions, and competitive sealed tenders. *The Journal of finance*, 16(1):8–37, 1961.

Andrew Chi-Chih Yao. An n-to-1 bidder reduction for multi-item auctions and its applications. In *Proceedings of the twenty-sixth annual ACM-SIAM symposium on Discrete algorithms*, pages 92–109. SIAM, 2014.

Adriano Z Zambom and Dias Ronaldo. A review of kernel density estimation with applications to econometrics. *International Econometric Review*, 5(1):20–42, 2013.

A. Proofs

In this section, we provide technical proofs for the main results of our paper. In Section A.1, we present the proof of Theorem 6 that establishes the incentive compatibility of our proposed mechanism. The lower bound of the revenue generated by our mechanism in Theorem 7 is proven in Section A.2. The fairness of our method in winnowing down potential winners in Proposition 4 is proven in Section A.3. Finally, in Section A.4, we show a proof for Proposition 5, which highlights the intractability of the allocation problem in the case of a large number of items.

A.1 Proof of Theorem 6

Proof First, we prove the BIC property. For each $i \in [m]$, we need to demonstrate that the change of the bid t_i will reduce the bidder B_i 's utility. Our mechanism only elicits queries from bidders with estimated type I, with the type II values determined by the seller. Hence, the only types that bidders may alter are the type I values. The VCG mechanism, which we employ in our design, ensures truth-telling from bidders in order to maximize their utility, thereby ensuring satisfaction of the BIC criterion.

Second, we prove the δ -IR property. If a bidder B_i , $i \in [m]$ wins a bundle $S \subset [N]$, then her payment is

$$\max_{k \neq i, k \in [m]} \sum_{j \in [S]} \hat{t}_{kj},$$

and

$$\max_{k \neq i, k \in [m]} \sum_{j \in [S]} \hat{t}_{kj} \leq \sum_{j \in [S]} \hat{t}_{ij}.$$

In accordance with the methodology presented in Section 3.3 for computing \hat{t} , we have that for each item $j \in L_i$, there exists a probability of $(1 - \alpha/2)$ that the actual bid t_{ij} exceeds the estimated bid \hat{t}_{ij} . For items j not in L_i , $t_{ij} = \hat{t}_{ij}$. The size of L_i is n_i . Therefore, with a probability of at least $(1 - \alpha/2)^{n_i}$, the actual bid t_{ij} exceeds the estimated bid \hat{t}_{ij} for all $j \in S$. Thus, we can conclude that with a probability of at least $(1 - \alpha/2)^{n_i}$,

$$\begin{aligned} u_i(t_i, M(\hat{t})) &= v_i(t_i, S) - P(\hat{t}, S) \\ &= \sum_{j \in S} t_{ij} - \max_{k \neq i, k \in [m]} \sum_{j \in S} \hat{t}_{kj} \\ &\geq \sum_{j \in S} t_{ij} - \sum_{j \in S} \hat{t}_{ij} \\ &= \sum_{j \in S} (t_{ij} - \hat{t}_{ij}) \\ &\geq 0 \end{aligned}$$

Then for every i ,

$$\Pr(u_i(t_i, M(\hat{t})) \geq 0) \geq \left(1 - \frac{\alpha}{2}\right)^{\sum_{i=1}^m n_i} = \left(1 - \frac{\alpha}{2}\right)^n \geq 1 - \frac{\alpha n}{2}.$$

So our mechanism is δ -IR with $\delta = \frac{\alpha n}{2}$. ■

A.2 Proof of Theorem 7

Proof The estimation of the type \hat{t} is made possible by leveraging historical data and the confidence intervals derived from Section 3.1. We note that \hat{t} is unique under these conditions. Meanwhile, the bids estimated in type I are determined by the actual values given by the bidders. The only source of uncertainty lies in the type II estimated bids, specifically within the set $\{\hat{t}_{ij} | i \in [m], j \in L_i\}$. It is within this subset that the true value may differ from the estimated data. Given a fixed t , the following relationship holds for every $i \in [m]$ with a probability of $(1 - \alpha/2)$,

$$\hat{t}_{ij} > t_{ij} - d, \text{ where } j \in K \text{ as defined in Eq. (8)}. \quad (\text{C.1})$$

Let

$$n_{j1} = |\{i | 0 < \hat{t}_{ijU} - \hat{t}_{ijL} \leq d, i \in [m]\}|.$$

Then with probability $(1 - \alpha/2)^{n_{j1}}$, the inequality (C.1) holds for all of $i \in [m]$. Consequently, the price of item j , represented by $P_j(t)$, which is the second highest bid among t_{ij} for all $i \in [m]$, satisfies the inequality:

$$P_j(\hat{t}) > P_j(t) - d.$$

When $j \notin K$, for any $i \in [m]$, if $\hat{t}_{ijU} - \hat{t}_{ijL} = 0$, then with probability $(1 - \alpha)$, $\hat{t}_{ij} > t_{ij}$; if $\hat{t}_{ijU} - \hat{t}_{ijL} \neq 0$, then $\hat{t}_{ij} = t_{ij}$. Let

$$n_{j2} = |\{i | \hat{t}_{ijU} - \hat{t}_{ijL} = 0, i \in [m]\}|.$$

Then with probability $(1 - \alpha/2)^{n_{j2}}$,

$$P_j(\hat{t}) \geq P_j(t).$$

Altogether, we have that with probability $(1 - \alpha/2)^{\sum_{j=1}^N (n_{j1} + n_{j2})} = (1 - \alpha/2)^n$,

$$\begin{aligned} \sum_{j \in [N]} P_j(\hat{t}) &\geq \sum_{j \in [N]} P_j(t) - \sum_{j \in K} d \\ &\geq \sum_{j \in [N]} P_j(t) - kd. \end{aligned} \quad (\text{C.2})$$

By taking expectations on both sides of Eq. (C.2), we have

$$\sum_{i \in [m]} P_j(\hat{t}) \geq \mathbb{E}_{t \sim D} \left[\sum_{i \in [m]} P_j(t) \right] - kd, \quad (\text{C.3})$$

where we used the fact that only the term $\sum_{i \in [m]} P_j(t)$ is random over the change of t . ■

A.3 Proof of Proposition 4

Proof For each item $j \in [N]$ and every bidder B_k that is not in \mathcal{B}_j , with probability $1 - \alpha/2$, t_{kj} is smaller than \hat{t}_{kjU} . And with probability $1 - \alpha/2$, the winner's bid t_{i^*j} is bigger than \hat{t}_{i^*jL} . So with probability $(1 - \alpha/2)^2$, we have

$$t_{kj} < \hat{t}_{kjU} \leq \hat{t}_{i^*jL} < t_{i^*j}.$$

Because $(1 - \alpha/2)^2 > 1 - \alpha$, the mechanism is then α -fair. ■

A.4 Proof of Proposition 5

Proof When each bundle just has one item, We only have 1 allocation rule:

$$\{\{1\}, \{2\}, \{3\}, \dots, \{N\}\}.$$

When at least a bundle has 2 items, We use $\lfloor N/2 \rfloor$ to denote the maximum integer which less than or equal to $N/2$. Then if the allocation has i ($i \leq \lfloor N/2 \rfloor$) 2-item bundle, the number of allocation is

$$\frac{\binom{N}{2i} \binom{2i}{2} \binom{2i-2}{2} \cdots \binom{4}{2}}{i!} = \frac{N!}{(N-2i)!i!2^i}$$

When $N \geq 3i$, $N - i \geq 2i$, we have $(N - 2i + 1)(N - 2i) \cdots (N - i) \geq 1 \times 2 \times \cdots \times 2i$, and $N - i \leq \frac{2N}{3}$, so

$$\begin{aligned} \frac{N!}{(N-2i)!i!2^i} &= \frac{(N-2i+1)(N-2i) \cdots (N)}{1 \times 2 \times \cdots \times i \times 2^i} \\ &= \frac{(N-2i+1)(N-2i) \cdots (N)}{2 \times 4 \times \cdots \times 2i} \\ &\geq (N-i+1)(N-i+2) \cdots N \\ &\geq (N-i)^i \\ &\geq \left(\frac{2N}{3}\right)^i \end{aligned} \tag{C.4}$$

The number of allocations is the sum of the number of locations for i ($i \leq \lfloor N/2 \rfloor$), which is

$$\begin{aligned} \sum_{i=1}^{\lfloor N/2 \rfloor} \frac{N!}{(N-2i)!i!2^i} &\geq \sum_{i=1}^{\lfloor N/3 \rfloor} \frac{N!}{(N-2i)!i!2^i} \\ &\geq \sum_{i=1}^{\lfloor N/3 \rfloor} \left(\frac{2N}{3}\right)^i \\ &= \frac{2N}{2N-1} \left(\left(\frac{2N}{3}\right)^{\lfloor N/3 \rfloor} - 1 \right) \\ &\geq \left(\frac{2N}{3}\right)^{\lfloor N/3 \rfloor} - 1 \end{aligned}$$

where the first inequality uses $N/2 > N/3$, the second inequality uses inequality (C.4), and the third inequality uses $\frac{2N}{2N-1} < 1$. Hence the total number of allocations is

$$1 + \sum_{i=1}^{\lfloor N/2 \rfloor} \frac{N!}{(N-2i)!i!2^i} \geq \left(\frac{2N}{3}\right)^{\lfloor N/3 \rfloor}$$

This completes the proof. ■