

Strong mechanical squeezing in microcavity with double quantum wells

Muhammad Asjad¹, Berihu Teklu^{1,2}, and Hichem Eleuch^{3,4}

¹Department of Applied Mathematics and Sciences, Khalifa University, Abu Dhabi 127788, UAE

²Center for Cyber-Physical Systems (C2PS), Khalifa University, 127788, Abu Dhabi, United Arab Emirates

³Department of Applied Physics and Astronomy, University of Sharjah, Sharjah 27272, United Arab Emirates

⁴Institute for Quantum Science and Engineering, Texas A & M University, College Station, TX 77843, USA

ABSTRACT

We address the creation of squeezed states of a mechanical resonator in a hybrid quantum system consisting of two quantum wells placed inside a cavity with a moving end mirror pumped by bichromatic laser fields. The exciton mode and mechanical resonator interact indirectly via microcavity fields. Under the conditions of the generated coupling, we predict squeezing of the mechanical-mode beyond the resolved side-band regime with available experimental parameters. Finally, we show that the squeezing of the mechanical mode is robust against the phonon thermal bath temperature.

1 Introduction

The generation and manipulation of optical squeezing has been of great theoretical interest since its development in the early days^{1–5}. These are quantum states of light that have low quantum noise with one observable at the expense of increased noise in the conjugate observable. Methods for generating squeezed states generally couple the amplitude of a light beam to its phase. For example, it been accomplished using nonlinear optical media⁶, where the index of refraction varies depending on the intensity of the light. Another promising possibility is optomechanical or “ponderomotive” squeezing⁷, which involves coupling the quantum fluctuations in a light field to the mechanical motion of an oscillator.

Optomechanical squeezing may provide the potential to be tunable to mechanical frequencies of interest and to be low loss, however this technology has only recently been made possible employing a variety of experimental platforms. For example, a group of ultracold atoms in an optical cavity⁸, a micromechanical resonator coupled to a nanophotonic cavity⁹ and a vibrating membrane in the center of an optical cavity¹⁰. The mechanical oscillators in all three situations have an efficient quality factor that oscillates at a sharp resonant frequency with little energy loss^{11–15}.

For a variety of possible applications, the interaction of laser light with a mechanical oscillator, such as a moving mirror, can be utilized to manipulate the quantum features of light. It well known that the optomechanical interaction is capable of generating squeezed states of light¹⁰. This is a resource for quantum enhanced sensing techniques^{16–20}, in non-linear optics^{10,21}, and as well as to examine quantum phenomena in macro systems^{22–29}. The squeezing of the mechanical systems is of utmost importance in this situation. The generation of squeezed and entangled light fields by hybrid quantum-well optomechanical system may be utilized to carry out quantum information processing, understanding its dynamics in realistic conditions is crucial to the development of numerous quantum information technologies. Mechanical resonators have a tremendous potential for the construction of quantum-level on-chip devices³⁰, quantum memory^{31–33}, generating mechanical quantum superposition states^{34,35}, optomechanically induced transparency^{36,37} and employed as a means to transfer a quantum state from an optical cavity to a microwave cavity^{38,43}. Quantum state transfer between separate parts is a crucial tool for developing quantum communications and information processing protocols^{39–42}. Here, we analyze the mechanical squeezing in a hybrid quantum system made up of a distributed Bragg reflector microcavity




Figure 1. Schematic representation of a nanoresonator formed by a microcavity, composed of a Fabry-Perot cavity defined by two sets of distributed Bragg reflectors (DBRs) and embedding two quantum wells (QWs) by placing at two different antinodes. The system is pumped by an external pump E and has a damping rate κ .

and two quantum wells (QW), and we demonstrate that quantum squeezing is possible with states of the arts systems.

The paper is structured as follows: It presents the scheme, the Hamiltonian of the system, and the linearized quantum Langevin equations in the next section 2. In Sec. 3, the steady state minimum quadrature variance of the mechanical resonator is discussed. We analyze the influence of the different parameters on the squeezing of the mechanical mode. We summarize our results and conclude in the last section.

2 Model and Heisenberg-Langevin equations

In this paper, we study a hybrid QW-microcavity system made up of two quantum wells placed at two different antinodes as shown in Fig. 1. The radiation pressure force in a microcavity and the exciton mode in the quantum well allow the mirror's optical and mechanical motion to be coupled. The exciton inside the QW in this model is seen as a quasi-particle that emerges from interaction of one valence band hole with one electron in the conduction band. We can treat exciton as a composed boson by assuming that the average distance between neighbouring excitons ($\sim n_{\text{ex}}^{-1/2}$ with n_{ex} being exciton concentration) is much larger than the radius of the exciton. Since the density of the excitons is sufficiently low in the weak excitation regime, it is possible to neglect the contribution of the coupling of nearby excitons produced by the Coulomb exciton-exciton interaction. The interaction between nearby excitons, however, becomes strong and nonlinear in the moderate driving regime^{44–46}, which results in intriguing features including squeezing and bistability^{47–49}. In the present work, we consider that the description of excitons as a composite of bosons is valid in the region of low density.

The Hamiltonian describing the coupled exciton-optomechanical system with a bichromatically driven optical cavity mode can be expressed as

$$H = \omega_a a^\dagger a + \omega_m b^\dagger b + \sum_{i=1}^2 \omega_{\text{ex}_i} c_i^\dagger c_i - g_0 a^\dagger a (b + b^\dagger) + i g_i (a^\dagger c_i - a c_i^\dagger) - i(E^*(t)a - E(t)a^\dagger). \quad (1)$$

Here the operators a , b , and c_i ($i=1,2$) are annihilation operators for a photon in the microcavity, a phonon in the mechanical oscillator, and an exciton in the quantum well, respectively. ω_a and ω_{ex} represent the microcavity and exciton resonance frequencies. g_0 designs the photon-optomechanical coupling, ω_m is the resonance frequency of the mechanical resonator, g_i is the coupling strength of the cavity mode with i th exciton mode, and $E(t) = \varepsilon_+ e^{-i\omega_+ t} + \varepsilon_- e^{-i\omega_- t}$ is the two-tone laser field of amplitude $\varepsilon_\pm = \sqrt{\kappa P_\pm / \hbar \omega_\pm}$ at frequency $\omega_\pm = \omega_a \pm \omega_m$ with P_\pm and κ represents the laser power and the cavity damping rate. The

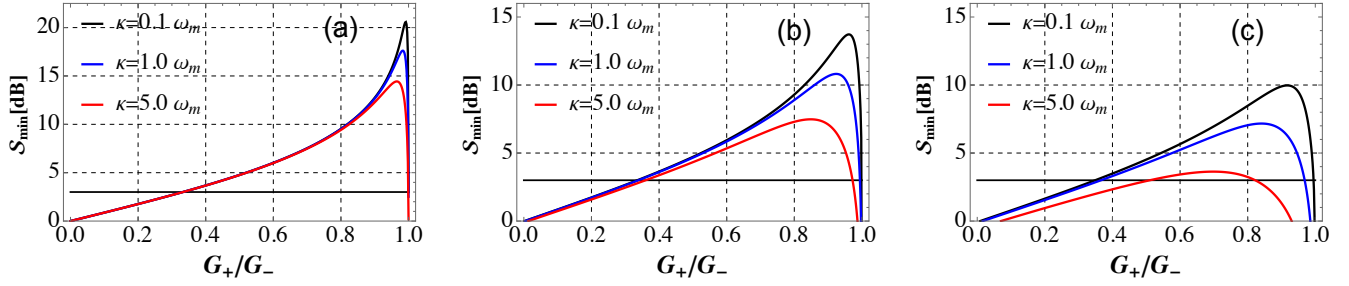


Figure 2. (a) The quadrature variance of mechanical resonator in dB with respect to vacuum level, i.e, $-10\text{Log}[\mathcal{S}_{\min}]$ \mathcal{S} as function of ratio G_+/G_- at $n_{\text{th}} = 0$, (b) $n_{\text{th}} = 10$, and $n_{\text{th}} = 50$ for different values of the cavity decay rate $\kappa = 0.1\omega_m$ (black curve), $\kappa = 1.0\omega_m$ (blue curve) and $\kappa = 5\omega_m$ (red curve). The other parameters are $G_- = 0.1\omega_m$, $g_1 = g_2 = 2 = \omega_m$, $\Delta_{\text{ex}1} = -\Delta_{\text{ex}2} = \omega_m$, $\gamma = 2\omega_m$, and $\gamma_m = 10^{-5}\omega_m$. The horizontal dashed black line corresponds to the 3dB limit.

resulting steady-state amplitude of the intracavity shifts the equilibrium position of the mechanical mode via radiation pressure force. The free energy of the system is represented by the first four terms in the Hamiltonian (1), whereas the last term in the first line defines the photon-phonon interaction. The linear exciton-photon interaction is represented by the first term in the second line, and external cavity deriving is described by the last term. The first four terms in the Hamiltonian (1), first line, represent the free energy of the system while the last term describes the photon-phonon coupling. In the second line, the first term represents the linear exciton-photon interaction, and the last term describes external cavity deriving.

The system is affected by the environment's fluctuation and dissipation processes in addition to coherent dynamics. The following set of Heisenberg-Langevin equations are used to characterize the system dynamics as a function of dissipation and noise:

$$\begin{aligned}
 \dot{a} &= -(\kappa + i\omega_a)a + \sum_{i=1}^2 g_i c_i + ig_0 a(b + b^\dagger) + E(t) \\
 &\quad + \sqrt{2\kappa}a_{\text{in}}, \\
 \dot{b} &= -(\gamma_m + i\omega_m)b + ig_0 a^\dagger a + \sqrt{2\gamma_m}b_{\text{in}}, \\
 \dot{c}_i &= -(\gamma_i + i\omega_{\text{ex}i})c_i - g_i a + \sqrt{2\gamma_i}c_{\text{in}i},
 \end{aligned} \tag{2}$$

where γ_i is the spontaneous emission rate of the exciton, and γ_m is the mechanical mode damping rate. Here a_{in} , b_{in} , and $c_{\text{in}i}$ (for $i=1,2$) represent the input noise operators for the microcavity, exciton, and the mechanical modes, respectively. We assume that all the noise operators are Gaussian with the only terms with non-zero correlations $\langle a_{\text{in}}(\omega)a_{\text{in}}^\dagger(\omega') \rangle = 2\pi\delta(\omega + \omega')$, $\langle c_{\text{in}i}(\omega)c_{\text{in}i}^\dagger(\omega') \rangle = 2\pi\delta(\omega + \omega')$, $\langle b_{\text{in}}(\omega)b_{\text{in}}^\dagger(\omega') \rangle = 2\pi(n_{\text{th}} + 1)\delta(\omega + \omega')$, and $\langle b_{\text{in}}^\dagger(\omega)b_{\text{in}}(\omega') \rangle = 2\pi n_{\text{th}}\delta(\omega + \omega')$, where $n_{\text{th}} = [\exp(\hbar\omega_m/k_B T) - 1]^{-1}$ is the average amount of thermal excitation related to the mechanical resonator, where k_B is the Boltzmann constant and T is the temperature of the mechanical bath. The nonlinear quantum Langevin equations in Eq.(2) can be linearized by considering the operators as the sum of the expectation plus quantum fluctuations. In order to linearize these equations, one can write the annihilation operators as $a = \langle a \rangle + \delta a$, $b = \langle b \rangle + \delta b$, and $c_i = \langle c_i \rangle + \delta c_i$. The equations of motion of the mean values of the operators can be evaluated by taking the quantum fluctuation average of the non-linear Heisenberg-Langevin equations

Eq.(2), leading to

$$\begin{aligned}\langle \dot{a} \rangle &= -(\kappa + i\omega_a)\langle a \rangle + \sum_{i=1}^2 g_i \langle c_i \rangle + i2g_0 \langle a \rangle \Re \langle b \rangle + E(t), \\ \langle \dot{b} \rangle &= -(\gamma_m + i\omega_m)\langle b \rangle + ig_0 |\langle a \rangle|^2, \\ \langle \dot{c}_i \rangle &= -(\gamma_i + i\omega_{ex_i})\langle c_i \rangle - g_i \langle a \rangle.\end{aligned}\quad (3)$$

Here, we use the mean field approximation, i.e., $\langle ac_i \rangle = \langle a \rangle \langle c_i \rangle$. For $\omega_a \gg g_0(\langle b \rangle + \langle b^* \rangle)$. The linearized Langevin equations of the fluctuation operators, in an interaction picture defined with respect to $\omega_a(a^\dagger a + c_1^\dagger c_1 + c_2^\dagger c_2) + \omega_m b^\dagger b$ and applying the rotating wave approximation, then read

$$\begin{aligned}\delta \dot{a} &= -\kappa \delta a + g \delta c + i(G_- \delta b + G_+ \delta b^\dagger) + \sqrt{2\kappa} a_{in}, \\ \delta \dot{b} &= -\gamma_m \delta b + i(G_- \delta a + G_+ \delta a^\dagger) + \sqrt{2\gamma_m} b_{in}, \\ \delta \dot{c}_i &= -(\gamma_i + i\Delta_{ex_i}) \delta c_i - g_i \delta a + \sqrt{2\gamma_i} c_{in_i},\end{aligned}\quad (4)$$

where $\Delta_{ex_i} = \omega_{ex_i} - \omega_m$ is the exciton-mechanical detuning, $G_\pm = g_0 a_\pm$ are the dressed couplings between cavity mode and mechanical resonator with

$$a_\pm = \varepsilon_\pm / \left(\kappa + i(\omega_a - \omega_\pm) + \sum_{i=1}^2 g_i^2 [\gamma_i + i\Delta_{\pm i}]^{-1} \right)$$

and $c_{\pm i} = -ig_i a_\pm / (\gamma_i + i\Delta_{\pm i})$, where $\Delta_{\pm i} = \omega_{ex_i} - \omega_{\pm i}$.

3 Stationary Mechanical squeezing

It is more practical to investigate the mechanical mode's squeezing using the quadrature operators defined by, $\delta X_a = (\delta a^\dagger + \delta a) / \sqrt{2}$, $\delta Y_a = i(\delta a^\dagger - \delta a) / \sqrt{2}$, $\delta X_b = (\delta b^\dagger + \delta b) / \sqrt{2}$, $\delta Y_b = i(\delta b^\dagger - \delta b) / \sqrt{2}$, $\delta X_{c_i} = (\delta c_i^\dagger + \delta c_i) / \sqrt{2}$, and $\delta Y_{c_i} = i(\delta c_i^\dagger - \delta c_i) / \sqrt{2}$. The fluctuation operators $\delta X_{j,in}, \delta Y_{j,in}$ ($j = a, b, c_i$). Then, the set of linearized Heisenberg-Langevin equations for the quadrature operators in compact matrix form read

$$\dot{u} = \mathbf{R}u + \mathbf{D}\mathbf{j}, \quad (5)$$

where $u = (\delta X_b, \delta Y_b, \delta X_a, \delta Y_a, \delta X_{c_1}, \delta Y_{c_1}, \delta X_{c_2}, \delta Y_{c_2})^T$ is vector of quadrature of quantum fluctuation operators and $\mathbf{j} = (\delta X_{b,in}, \delta Y_{b,in}, \delta X_{a,in}, \delta Y_{a,in}, \delta X_{c_1,in}, \delta Y_{c_1,in}, \delta X_{c_2,in}, \delta Y_{c_2,in})^T$ is a vector of the input noise fluctuation operators, $\mathbf{D} = \text{diag}(\sqrt{2\gamma_m}, \sqrt{2\gamma_m}, \sqrt{2\kappa}, \sqrt{2\kappa}, \sqrt{2\gamma_1}, \sqrt{2\gamma_1}, \sqrt{2\gamma_2}, \sqrt{2\gamma_2})$ is a diagonal matrix and \mathbf{R} is a drift matrix, and its elements can obtained from Eq.(4). Since the system is linearized and input states are Gaussian in nature with zero mean, the quantum fluctuations are thus the continuous three-mode Gaussian state, which can be completely characterized by the tripartite-covariance matrix \mathcal{V} of the exciton-optomechanical system defined as $\mathcal{V}_{ij} = \langle \mathbf{u}_i \mathbf{u}_j + \mathbf{u}_j \mathbf{u}_i \rangle / 2$. Then the covariance matrix in steady state is determined by solving Lyapunov equation $\mathbf{R}\mathcal{V} + \mathcal{V}\mathbf{R}^T + \mathcal{N} = 0$, where $\mathcal{N} = \text{diag}(\gamma_m(2n_{th} + 1), \gamma_m(2n_{th} + 1), \kappa, \kappa, \gamma_1, \gamma_1, \gamma_2, \gamma_2)$.

To investigate the squeezing of the mechanical mode, we need to calculate the fluctuations of the mechanical quadrature $Q(\theta) = \delta X_b \cos(\theta) + \delta Y_b \sin(\theta)$. The state of the mechanical resonator is squeezed when the variance of $Q(\theta)$ is below the quantum noise level, i.e., $\langle Q^2(\theta) \rangle < 1/2$, and by minimizing the mean square value of $Q(\theta)$ with respect θ , one gets

$$\begin{aligned}S_{\min} &= \min \langle Q^2(\theta) \rangle_\theta \\ &= \mathbb{V}_p + \mathbb{V}_q - \sqrt{(\mathbb{V}_q - \mathbb{V}_p)^2 + 4\mathbb{V}_{qp}^2}\end{aligned}\quad (6)$$

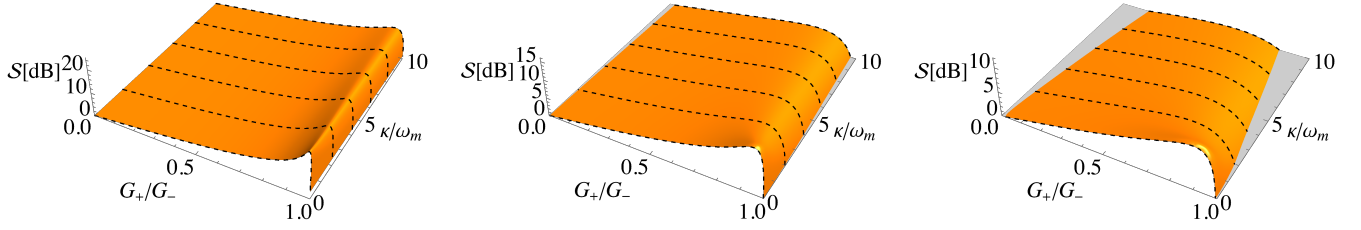


Figure 3. (a) The quadrature variance of mechanical resonator in dB with respect to vacuum level, i.e., $-10\text{Log}[\mathcal{S}_{\min}]$ \mathcal{S} as function of ratio G_+/G_- and cavity decay rate κ/ω_m at $n_{\text{th}} = 0$, (b) $n_{\text{th}} = 10$, and $n_{\text{th}} = 50$. The other parameters are same as in fig.1.

where $\mathbb{V}_{\text{ff}Y_b}$ and $\mathbb{V}_{\text{ff}X_b}$ the first two diagonal elements of the covariance matrix \mathcal{V} and represent amplitude and phase quadratures variances for the mechanical resonator, respectively. For the effectiveness of this scheme, we make it sure that the stability conditions are always satisfied. According to the Routh-Hurwitz criterion⁵⁰, if all the eigenvalue of the drift matrix \mathbf{R} in left-half of a complex plan (negative real parts) (i.e., $|\mathbf{R} - \lambda\mathbf{I}| = 0$), $\text{Re}[\lambda] < 0$, the system reaches its steady state and stable. Therefore we make sure that the stability conditions are all satisfied in the following sections.

The evolution of the minimum quadrature variance $-10\text{Log}[\mathcal{S}_{\min}]$ of the mechanical resonator in the steady state as function of ratio of the couplings G_+/G_- for different values of cavity decay rate $\kappa = 0.1\omega_m$ (black curve), $1.0\omega_m$ (blue curve), $5.0\omega_m$ (red curve) and thermal bath phonon numbers $n_{\text{th}} = 0$ (a), 10 (b), 50 (c) is shown in Fig.(2). For $\kappa = 5\omega_m$, we notice that the mechanical resonator squeezing can break the 3 dB limit at large value of the thermal bath phonon $n_{\text{th}} = 50$ as shown in Fig.2(c) (red cure). It is apparent from Fig. (2) that the squeezing of the mechanical resonator decreases with increasing the decay rate of the cavity mode which means, the mechanical squeezing is very sensitive to the dissipation of the cavity mode. Furthermore, thermal excitation associated with the mechanical resonator influence the squeezing of the mechanical mode. We find that the mechanical squeezing still exists when the thermal occupation of phonon is $n_{\text{th}} = 50$ (in Fig.2.(c)) and $n_{\text{th}} = 10$ (in Fig.2.(b)), meaning that the mechanical squeezing is robust against the thermal environment associated with mechanical mode.

In Fig.(3), we plot the squeezing of the mechanical resonator as a function of the dissipation rate of the optical mode κ/ω_m and the ratio of the couplings G_+/G_- at the different values of the mechanical excitation number $n = 0$ Fig.3(a), $n_{\text{th}} = 10$ Fig.3(b) and $n_{\text{th}} = 50$ Fig.3(c). It is evident from Fig.3 that the minimum quadrature variance is obtained by optimizing the coupling ratio G_+/G_- and is not possible to squeeze the mechanical degree of freedom without the blue-detuned laser ($G_+ = 0$). We notice that the mechanical squeezing can be obtained beyond the resolved side-band regime ($K > \omega_m$) as shown in Fig.(3).

4 Conculusions

In summary, we have presented a scheme to study the squeezing of the mechanical resonator in a hybrid quantum well-optomechanical system beyond 3dB by using the two optical fields of different frequencies and amplitudes. We find that the mechanical squeezing obtained is robust against function of thermal noise associated with the mechanical resonator. Furthermore, we observed that the 3dB squeezing of

mechanical mode is only obtained for an appropriate value of the ratio of the coupling of the two cavity modes with mechanical resonator. We show that to achieve the squeezing of the mechanical mode in hybrid quantum well-optomechanical system beyond 3dB is only possible in the presence of second cavity mode.

Acknowledgments

This work has been supported by Khalifa University through project no. 8474000358 (FSU-2021-018).

Corresponding author

Correspondence to Berihu Teklu (berihu.gebrehiwot@ku.ac.ae)

Contributions

All the authors contributed equally to design and perform the research, as well as writing the manuscript.

Data Availability

The datasets used and/or analyzed during the current study are available from the corresponding author on reasonable request.

References

1. C. M. Caves, Phys. Rev. D **23**, 1693 (1981).
2. H. P. Yuen, Phys. Rev. A **13**, 2226 (1976).
3. J. N. Hollenhorst, Phys. Rev. D **19**, 1669 (1979).
4. D. F. Walls and G. J. Milburn, *Quantum optics*, Springer Science & Business Media (2007).
5. D. F. Walls, Nature **306**, 141 (1983).
6. R. E. Slusher, L. W. Hollberg, B. Yurke, J. C. Mertz, and J. F. Valley, Phys. Rev. Lett. **55**, 2409 (1985).
7. V. B. Braginsky and A. B. Manukin, Sov. Phys. JETP **25**, 653 (1967).
8. D. W. C. Brooks, T. Botter, S. Schreppler, T. P. Purdy, N. Brahms, and D. M. Stamper-Kurn, Nature **488**, 476 (2012).
9. A. H. Safavi-Naeini, S. Groeblacher, J. T. Hill, J. Chan, M. Aspelmeyer, and O. Painter, Nature, **500**, 185 (2013).
10. T. P. Purdy, P-L. Yu, R. W. Peterson, N. S. Kampel, and C. A. Regal, Phys. Rev. X **3**, 031012 (2013).
11. K. C. Schwab and M. L. Roukes, Physics Today **58**, 7, 36 (2005).
12. C. Fabre, M. Pinard, S. Bourzeix, A. Heidmann, E. Giacobino, and S. Reynaud, Phys. Rev. A. **49**, 1337–1343 (1994).
13. S. Bose, K. Jacobs, and P. L. Knight, Phys. Rev. A. **59**, 3204–3210 (1999).
14. S. Mancini, V. Giovannetti, D. Vitali, and P. Tombesi, Phys. Rev. Lett. **88**, 120401 (2002).
15. D. Vitali, S. Gigan, A. Ferreira, H. R. Böhm, P. Tombesi, A. Guerreiro, V. Vedral, A. Zeilinger, and M. Aspelmeyer, Phys. Rev. Lett. **98**, 030405 (2007)
16. N. Rossi, F. R. Braakman, D. Cadeddu, D. Vasyukov, G. Tütüncüoglu, A. Fontcuberta i Morral, and M. Poggio, Nat. Technol. **12**, 150 (2017).
17. V. Montenegro, M. G. Genoni, A. Bayat, and M. G. A. Paris, Phys. Rev. Research **2**, 043338 (2020).

18. A. Candeloro, S. Razavian, M. Piccolini, B. Teklu, S. Olivares and M. G. A. Paris, *Entropy* **23**(10) (2021).
19. V. Montenegro, M. G. Genoni, A. Bayat, and M. G. A. Paris, *Phys. Rev. Research* **4**, 033036 (2022).
20. M. Asjad, B. Teklu, and M. G. A. Paris, arXiv:2212.05117 (2022).
21. C. Dong, V. Fiore, M. C. Kuzyk, and H. Wang, *Science* **338**, 1609 (2012).
22. T. P. Purdy, R. W. Peterson, and C. A. Regal, *Science* **339**, 801 (2013).
23. B. Teklu, A. Ferraro, M. Paternostro, and M. G. A. Paris, *EPJ Quantum Technol.* **2**, 16 (2015).
24. Albarelli, A. Ferraro, M. Paternostro, and M. G. A. Paris, *Phys. Rev. A* **93**, 032112 (2016).
25. J. Manninen, M. Asjad, E. Selenius, R. Ojajarvi, P. Kuusela, F. Massel, *Physical Review A* **98**, 043831 (2018).
26. B. Teklu, T. Byrnes, and F. S. Khan, *Phys. Rev. A* **97**, 023829 (2018).
27. I. Marinković, A. Wallucks, R. Riedinger, S. Hong, M. Aspelmeyer, and S. Gröblacher, *Phys. Rev. Lett.* **121**, 220404 (2018).
28. U. Delic, M. Reisenbauer, K. Dare, D. Grass, V. Vuletic, N. Kiesel, and M. Aspelmeyer, *Science* **367**, 892 (2020).
29. M. Asjad, M. A. Shahzad, F. Saif, *The European Physical Journal D* **67** (9), 1-5 (2013)
30. T. Boulier, M. Bamba, A. Amo¹, C. Adrados, A. Lemaitre, E. Galopin, I. Sagnes³, J. Bloch, C. Ciuti, E. Giacobino and A. Bramati *Nat Commun* **5**, 3260 (2014).
31. S. A. McGee, D. Meiser, C. A. Regal, K. W. Lehnert, and M. J. Holland, *Phys. Rev. A* **87**, 053818 (2013).
32. E. A. Sete and H. Eleuch, *Phys. Rev. A* **85**, 043824 (2012).
33. E. A. Sete and H. Eleuch, *Phys. Rev. A* **91**, 032309 (2015).
34. M. Asjad, D. Vitali, *Journal of Physics B: Atomic, Molecular and Optical Physics* **47** 045502 (2014).
35. J. Q. Liao, L. Tian. *Phys. Rev. Lett.* **116** 163602 (2016).
36. A. H. Safavi-Naeini, T. P. Mayer Alegre, J. Chan, et al., *Nature*, 472, 69 (2011).
37. S. Weis, R. Riviere, S. Deleglise, et al., *Science*, **330**, 1520 (2010).
38. Y.-D. Wang and A. A. Clerk, *Phys. Rev. Lett.* **108**, 153603 (2012).
39. M. Asjad, P. Tombesi, D. Vitali, *Physical Review A* **94**, 052312 (2016).
40. B. Teklu, M. Bina and M. G. A. Paris, *Sci Rep* **12**, 11646 (2022).
41. M. Asjad, M. Qasymeh, H. Eleuch, *Optics Express* **30**, 21016 (2022).
42. M. Asjad, M. Qasymeh, H. Eleuch, *Physical Review Applied* **16**, 034046 (2021).
43. L. Tian, *Phys. Rev. Lett.* **108**, 153604 (2012).
44. C. Ciuti, P. Schwendimann, B. Deveaud, and A. Quattropani, *Phys Rev. B* **62**, R4825 (2000).
45. F. Tassone and Y. Yamamoto, *Phys. Rev. B* **59**, 10830 (1999).
46. C. Ciuti, V. Savona, C. Piermarocchi, A. Quattropani, and P. Schwendimann, *Phys. Rev. B* **58**, R10123 (1998).
47. E. A. Sete, H. Eleuch, and S. Das, *Phys. Rev. A*, **84**, 053817 (2011).
48. Y. X. Liu, C. P. Sun, S. X. Yu, and D. L. Zhou, *Phys. Rev. A* **63**, 023802 (2001).
49. H. Eleuch and N. Rachid, *Eur. Phys. J. D* **57**, 259 (2010).
50. E. X. DeJesus and C. Kaufman, *Phys. Rev. A* **35**, 5288 (1987).