
Transformers Meet Directed Graphs

Simon Geisler^{*1} Yujia Li² Daniel Mankowitz² Ali Taylan Cemgil² Stephan Günnemann¹ Cosmin Paduraru²

Abstract

Transformers were originally proposed as a sequence-to-sequence model for text but have become vital for a wide range of modalities, including images, audio, video, and *undirected* graphs. However, transformers for *directed* graphs are a surprisingly underexplored topic, despite their applicability to ubiquitous domains including source code and logic circuits. In this work, we propose two direction- and structure-aware positional encodings for *directed* graphs: (1) the eigenvectors of the Magnetic Laplacian – a direction-aware generalization of the combinatorial Laplacian; (2) directional random walk encodings. Empirically, we show that the extra directionality information is useful in various downstream tasks, including correctness testing of sorting networks and source code understanding. Together with a data-flow-centric graph construction, our model outperforms the prior state of the art on the Open Graph Benchmark Code2 relatively by 14.7%³.

1. Introduction

Transformers have become a central component in many state-of-the-art machine learning models spanning a wide range of modalities. For example, transformers are used to generate solutions for competitive programming tasks from textual descriptions (Li et al., 2022), for conversational question answering with the popular ChatGPT (OpenAI, 2022), or to find approximate solutions to combinatorial optimizations problems like the Traveling Salesman Problem (Kool et al., 2019). Transformers have also had success on graph learning tasks, e.g., for predicting the properties of molecules (Min et al., 2022). While virtually all prior works focus on undirected graphs, we advocate the use of directed graphs as they are omnipresent and the directedness can determine the semantics. Such transformers that handle both

undirected and directed graphs could become an important building block for many applications. The biggest challenge is arguably making the attention mechanism aware of the graph structure. For example, prior work modified the attention mechanism to incorporate structural information (Ying et al., 2021) or proposed hybrid architectures that also contain Graph Neural Networks (GNNs) (Mialon et al., 2021; Chen et al., 2022). Another (complementary) option are positional encodings that are used by many, if not most, structure-aware transformers (Min et al., 2022).

Directional positional encodings. Specifically, most of the literature for structure-aware positional encodings either uses basic measures like pairwise shortest path distances (Guo et al., 2021) or symmetrizes the graph for principled positional encodings, e.g. based on graph spectral theory (Dwivedi & Bresson, 2021). Importantly, due to symmetrization we might ignore essential information that determine semantics. For this reason, we propose to use the eigenvectors of the Magnetic Laplacian (§ 3), a natural direction-aware generalization of the well-known combinatorial Laplacian for undirected graphs (see Fig. 1). Moreover, we study directional random walk encodings (§ 4) that generalize basic measures like the shortest path distances. We show that our positional encodings are predictive for different distance measures on graphs in § 5. Moreover, our positional encodings can also improve GNNs (see § 6).

Motivation for directed graphs. We next discuss the importance of directed graphs using one of the studied tasks, namely correctness prediction for sorting networks (§ 6), as example. A sorting network (Knuth, 1973) is a special type of sorting procedure that can be represented by a fixed sequence operations. Equivalently, we can construct a (directed acyclic) data-flow graph from the operations modeling their dependencies. Conversely, the topological sorts of

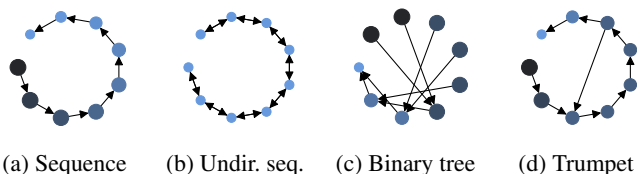


Figure 1: First eigenvector of Magnetic Laplacian. Node size encodes the real value and colors the imaginary value.

^{*} The work was performed while at DeepMind ¹Dept. of Computer Science & Munich Data Science Institute, Technical University of Munich ²DeepMind. Correspondence to: Simon Geisler <s.geisler@tum.de>.

³ github.com/deepmind/digraph_transformer

this graph correspond to different but semantically equivalent sequences of operations. Thus, directed graphs can drastically reduce the effective input dimensionality. Moreover, we show that ignoring the edge directions maps both correct and incorrect sorting networks to the same *undirected* graph, losing critical information.

Interestingly, representing source code as a sequence is the de facto standard (Li et al., 2022; Feng et al., 2020; Chen et al., 2021; OpenAI, 2022). Even graph-based representations of code (Allamanis et al., 2018; Hu et al., 2020; Cummins et al., 2020; Guo et al., 2021; Bieber et al., 2022) only enrich sequential source code, e.g., with an Abstract Syntax Tree (AST). The insights above motivate us to rethink the graph construction for source code (§ 7), which not only boosts performance but makes the model invariant w.r.t. to certain meaningless reorderings of statements.

Contributions: [I] We make the connection between sinusoidal positional encodings and the eigenvectors of the Laplacian explicit (§ 2). [II] We propose *spectral positional encodings* that also generalize to directed graphs (§ 3). [III] We extend random walk positional encodings to directed graphs (§ 4). [IV] As a plausibility check, we assess the predictiveness of structure-aware positional encodings for a set of graph distances (§ 5). [V] We introduce the task of predicting the correctness of *sorting networks*, a canonical ambiguity-free application where directionality is essential (§ 6). [VI] We quantify the benefits of modeling a sequence of program statements as a directed graph and rethink the graph construction for source code to boost predictive performance and robustness (§ 6 & 7). [VII] We set a new *state on the art* on the OGB Code2 dataset (2.85% higher F1 score, 14.7% relatively) for function name prediction (§ 7).

2. Sinusoidal and Laplacian Encodings

Due to the permutation equivariant attention, we typically introduce a domain-specific inductive bias with Positional Encodings (PEs). For example, Vaswani et al. (2017) proposed sinusoidal positional encodings for sequences along with the transformer architecture. It is commonly argued (Bronstein et al., 2021; Dwivedi & Bresson, 2021) that the eigenvectors of the (combinatorial) Laplacian generalize the sinusoidal positional encodings (see Fig. 2) to graphs, due to their relationship via the Graph Fourier Transformation (GFT) and Discrete Fourier Transformation (DFT) (Smith, 1999). Even though sinusoidal positional encodings capture the direction, eigenvectors of the Laplacian do not. But why is this the case? To understand differences and commonalities, we next contrast sinusoidal encodings, DFT, and Laplacian eigenvectors for a sequence (Fig. 1a,1b).

Sequence encodings. Specifically, sinusoidal encodings (Vaswani et al., 2017) form a d_{model} -dimensional em-

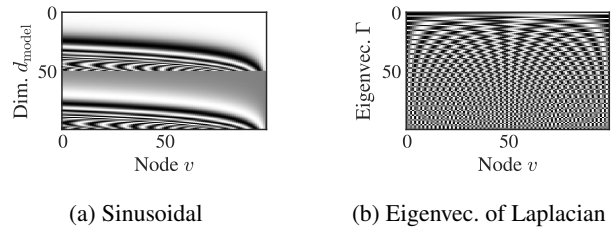


Figure 2: (a) Sinusoidal encodings (*sin* components top and *cos* below) with denominator $1,000^{2j/d_{\text{model}}}$ and ($d_{\text{model}} = 100$). (b) Lap. eigenvec. of sequence Fig. 1b of len. $n = 100$.

bedding of token u 's integer position in the sequence using cosine $\text{PE}_{u,2j}^{(\text{sin})} := \cos(u/10,000^{2j/d_{\text{model}}})$ and sinus $\text{PE}_{u,2j+1}^{(\text{sin})} := \sin(u/10,000^{2j/d_{\text{model}}})$ waves of varying frequencies with $j \in \{0, 1, \dots, d_{\text{model}}/2 - 1\}$. Analogously, the **DFT** could be used to define positional encodings:

$$X_j := \sum_{v=0}^{n-1} x_v \left[\underbrace{\cos\left(\frac{2\pi}{n} jv\right)}_{\text{PE}_{v,2j}^{(\text{DFT})}} - i \cdot \underbrace{\sin\left(\frac{2\pi}{n} jv\right)}_{\text{PE}_{v,2j+1}^{(\text{DFT})}} \right] \quad (1)$$

Here X corresponds to signal x in the frequency domain. In contrast to the DFT, sinusoidal encodings (a) sweep the frequencies using a geometric series instead of linear; (b) also contain frequencies below $1/n$; and (c) have d_{model} components instead of $2n$ (i.e. $0 \leq j < n$ in Eq. 1).

Graphs generalize sequences to sets of tokens/nodes with arbitrary connections. In a graph $\mathcal{G} = (V, E)$, the m edges E represent connections between the n nodes V . Equivalently, the adjacency matrix $A \in \{0, 1\}^{n \times n}$ is $A_{u,v} = 1$ if $(u, v) \in E$ and zero otherwise (see § E for weighted graphs). We use $X^{(n)}$ for node features and $X^{(m)}$ for edge features.

Eigenvectors of Laplacian. A ‘‘Graph Fourier Transformation’’ (GFT) can be defined via the eigendecomposition of the combinatorial Laplacian $L = \Gamma \Lambda \Gamma^{-1}$, with diagonal matrix Λ of eigenvalues and orthogonal matrix Γ of eigenvectors (see § B for details on GFT). Similarly to the DFT, Γ can be used as positional encodings. The real, symmetric, and positive semi-definite unnormalized Laplacian L_U as well as degree-normalized Laplacian L_N are defined as:

$$L_U := D_s - A_s \quad (2) \quad L_N := I - (D_S^{-1/2} A_S D_S^{-1/2}) \quad (3)$$

with the diagonal degree matrix D_s of the symmetrized adjacency matrix $A_s = A \vee A^T$. Symmetrization is required s.t. L is guaranteed to be diagonalizable and that $\Gamma \in \mathbb{R}^{n \times n}$ forms an orthogonal basis, which entails important properties of the GFT (see § C). We assume eigenvalues and eigenvectors to be ordered: $0 \leq \lambda_0 \leq \lambda_1 \leq \dots \leq \lambda_{n-1}$. We call λ_0 or $\Lambda_{0,0}$ the first eigenvalue and γ_0 or $\Gamma_{:,0}$ the first eigenvector (that reflects the lowest frequency).

Laplacian vs. DFT. Two notable differences to the DFT are (1) the eigenvectors of the Laplacian are real-valued; (2) the *sign invariance*, i.e., if γ is an eigenvector, so is $-\gamma$. While it is clear from symmetrization that the combinatorial Laplacian does not distinguish direction, we can also observe this in the resulting eigenvectors via the *sign invariance* (2).

Cosine Transformation. A possible set of eigenvectors of the combinatorial Laplacian for a sequence (Fig. 1b) is given by the Cosine Transformation Type II (Strang, 1999): $\Gamma_{v,j} = \pm \cos((v + 1/2)j\pi/n)$, where we must choose the same sign per j . Since the Cosine Transformation typically fixes \pm to $+$ (as does the DFT, Eq. 1), encodings of the first token/node are non-negative. However, for general graphs, it is not that simple to resolve this ambiguity (e.g. multiple sink and source nodes). Thus, we typically use an arbitrary sign for each γ (Dwivedi & Bresson, 2021).

3. Directional Spectral Encodings

We propose to use the Magnetic Laplacian, a direction-aware generalization of the combinatorial Laplacian that encodes the direction with complex numbers. We can then use its eigenvectors for a structure-aware positional encoding that acknowledge the directedness of the graph.

We define the **Magnetic Laplacian** (Furutani et al., 2020)

$$\mathbf{L}_U^{(q)} := \mathbf{D}_S - \mathbf{A}_S \odot \exp(i\Theta^{(q)}) \quad (4)$$

with Hadamard product \odot , element-wise \exp , $i = \sqrt{-1}$, $\Theta_{u,v}^{(q)} := 2\pi q(A_{u,v} - A_{v,u})$, and potential $q \geq 0$. Recall, \mathbf{D}_S is the symmetrized degree matrix and \mathbf{A}_S the symmetrized adjacency matrix. The Magnetic Laplacian is a Hermitian matrix since it is equal to its conjugate transpose $\mathbf{L}^{(q)} = (\bar{\mathbf{L}}^{(q)})^\top$ and, thus, comes with complex eigenvectors $\Gamma \in \mathbb{C}^{n \times n}$. Except for $\exp(i\Theta^{(q)})$, Eq. 4 is equivalent to the combinatorial Laplacian and we recover it for $q = 0$. Moreover, if the graph is undirected, we recover the combinatorial Laplacian for any $q \leq 0.25$. The Magnetic Laplacian for a sequence with $q = 0$ and $q = 1/4$ are given next as well as their first eigenvector in Fig. 1b and 1a.

$$\mathbf{L}_U^{(0)} = \begin{bmatrix} 1 & -1 & \dots & 0 & 0 \\ -1 & 2 & \dots & 0 & 0 \\ \vdots & \vdots & \ddots & \vdots & \vdots \\ 0 & 0 & \dots & 2 & -1 \\ 0 & 0 & \dots & -1 & 1 \end{bmatrix} \quad (5) \quad \mathbf{L}_U^{(1/4)} = \begin{bmatrix} 1 & -i & \dots & 0 & 0 \\ i & 2 & \dots & 0 & 0 \\ \vdots & \vdots & \ddots & \vdots & \vdots \\ 0 & 0 & \dots & 2 & -i \\ 0 & 0 & \dots & -i & 1 \end{bmatrix} \quad (6)$$

The $\exp(i\Theta^{(q)})$ term encodes the edge direction. It resolves to 1 if $A_{u,v} = A_{v,u}$ and, otherwise, to $\exp(\pm i2\pi q)$, with the sign encoding the edge direction. The *potential* q determines the ratio of real and imaginary part. Recall that $\exp(i\alpha) = \cos(\alpha) + i \sin(\alpha)$. Conversely, $\angle(\Gamma_{u,0}) = \arctan2(\Im(\Gamma_{u,0}), \Re(\Gamma_{u,0}))$ with real / imag. value \Re / \Im .

In our experiments, we use the degree-normalized counterpart $\mathbf{L}_N^{(q)} := \mathbf{I} - (\mathbf{D}_S^{-1/2} \mathbf{A}_S \mathbf{D}_S^{-1/2}) \odot \exp(i\Theta^{(q)})$.

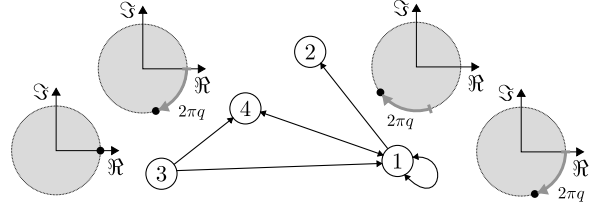


Figure 3: First eigenvec. γ_0 of Magnetic Laplacian (Eq. 4).

Directedness. To illustrate how the *eigenvectors* of the Magnetic Laplacian encode direction, we now analyze the first eigenvector γ_0 . Each *directed* edge (u,v) encourages a phase difference in the (otherwise constant) first eigenvector, i.e., between $\Gamma_{u,0}$ and $\Gamma_{v,0}$. For simple cases, as in Fig. 3, each directed edge induces a rotation of $2\pi q$ while each undirected edge synchronizes the rotation of the adjacent nodes. Note that self-loops are assumed to be undirected. In this example, the one-hop neighbors of node 3, namely nodes 1 and 4, have a relative rotation of $2\pi q$, while the two-hop neighbor 2 has a relative rotation of $4\pi q$. In general, the normalized first eigenvector $\|\gamma_0\|_2 = \bar{\gamma}_0^\top \gamma_0 = 1$ minimizes

$$\min_{\mathbf{x} \in \mathbb{C}} \frac{\bar{\mathbf{x}}^\top \mathbf{L}^{(q)} \mathbf{x}}{\bar{\mathbf{x}}^\top \mathbf{x}} = \frac{1}{2} \sum_{(u,v) \in E_S} |\Gamma_{u,0} - \Gamma_{v,0} \exp(\Theta_{u,v}^{(q)})|^2 \quad (7)$$

and, therefore, trades off conflicting edges, e.g., when there are multiple (directed) routes of different lengths between two arbitrary nodes u and v . See § D for more details.

Choosing potential q . We propose to scale potential q with the number of nodes n and the amount of directed edges. Specifically, we choose $q = q'/d_G$ with *relative potential* q' and graph-specific normalizer d_G . This normalizer is an upper bound on the number of directed edges in a simple path $d_G = \max(\min(n\bar{m}, n), 1)$ with the number of *purely directed edges* $\bar{m} = |\{(u,v) \in E \mid (v,u) \notin E\}|$ and is motivated by Eq. 7 (see § D.1). We typically fix $q' = 1/4$ and empirically verify this in Fig. 9 where it is among the best. Interestingly, for high values of q' the performance drops severely (corresponds to absolute $q > 0.05$).

Scale and rotation. If γ is an eigenvector of \mathbf{L} then so is $c\gamma$, even if $c \in \mathbb{C}$ with $|c| > 0$ (proof: $c\mathbf{L}\gamma = c\lambda\gamma \implies \mathbf{L}(c\gamma) = \lambda(c\gamma)$). For real symmetric matrices, there is the convention to choose $c \in \mathbb{R}$ s.t. Γ is orthonormal ($\Gamma^\top \Gamma = \mathbf{I}$). Similarly, we also propose to choose $c \in \mathbb{C}$ by a convention. First, we choose $|c|$ s.t. Γ is unitary ($\bar{\Gamma}^\top \Gamma = \mathbf{I}$). Second, we determine the sign of each eigenvector such that the maximum real magnitude is positive. Third, we find the node u with the maximum phase shift in the lowest eigenvector γ_0 , i.e. $u = \arg \max_v \angle(\Gamma_{v,0})$, and use this node as “origin”. We then rotate all eigenvectors, such that the phase shift $\angle(\Gamma_{u,j})$ is 0 for all $j \in \{0, 1, \dots, n-1\}$. This procedure relies on a sufficiently small q which we obtain with $q' \leq 1/4$. We provide more details in § D.2.

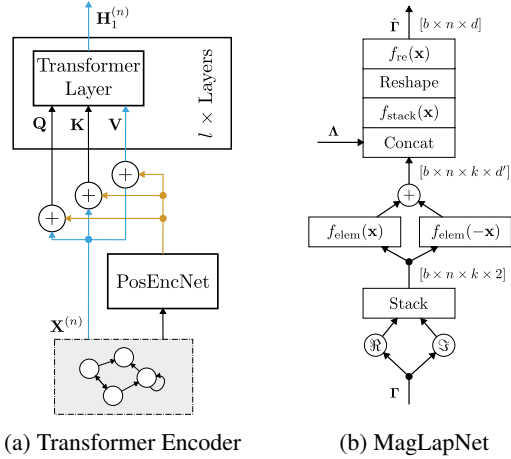


Figure 4: In (a) we show a transformer encoder operating on a graph. For simplicity, we omit the residual connection. (b) is one specific instantiation of the (optional) “PosEncNet” using the eigenvectors of the Magnetic Lap (see “MagLapNet” paragraph).

MagLapNet. Similarly to prior approaches (Lim et al., 2022; Kreuzer et al., 2021), we also preprocess eigenvectors before using them as positional encodings (Fig. 4b) to obtain a structure-aware transformer (Fig. 4a). We consider the eigenvectors associated with the k lowest eigenvalues $\Gamma_{:,k-1}$ and treat k as hyperparameter. To tackle the sign ambiguity of eigenvectors Γ , we follow a similar approach as SignNet (Lim et al., 2022), except for the first eigenvector γ_0 for which we can fully resolve the sign ambiguity. SignNet is invariant to sign changes since each eigenvector is processed as $f_{\text{elem}}(-\gamma_j) + f_{\text{elem}}(\gamma_j)$, where f_{elem} is permutation invariant over the nodes (e.g. MLP on each node or GNN; we use an MLP). The crucial piece is that γ_j is a complex number and that real and imaginary parts are processed jointly via f_{elem} . We stress that we use a lightweight network using $\approx 0.5\%$ of the total # parameters. After this first block, we stack the different components associated with each node and apply LayerNorm, Self-Attention, and Dropout. Similar to Kreuzer et al. (2021), we apply self-attention for each node u over its k corresponding eigenvector components ($\Gamma_{u,:k-1}$). The last reshape stacks each node’s encoding and the MLP f_{re} matches the transformer dimensions.

4. Directional Random Walks

An alternative principled and general approach for encoding node positions in a graph is through random walks. Li et al. (2020) have shown that such positional encodings can provably improve the expressiveness of GNNs. Consequently, such random walk encodings have been applied to transformers as well (Mialon et al., 2021). Here we study random walks where the transition probability is determined by the adjacency matrix and we obtain the probability of visiting

node u starting at node v . Interestingly, this generalizes the shortest-path distance via the number of steps required for a non-zero landing probability. However, naively applying random walks to directed graphs comes with caveats.

Directedness. In a k -step random walk $T^k I = T^k$ with transition matrix $T = AD_{\text{out}}^{-1}$, we only look in *forward* direction, i.e, ancestor nodes have zero landing probability. For this reason and in contrast to Li et al. (2020), we also consider the *reverse* direction $R = A^T D_{\text{in}}^{-1}$. Additionally, we add self-loops to sink nodes (nodes with zero out or in degree for T or R , respectively). This avoids that A might be nilpotent and ensures that the landing probabilities sum up to one. We then define the positional encoding for node v as $\zeta(v|\mathcal{G}) = f_{\text{rw}}^{(1)}(\text{AGG}(\{\zeta(v|u) \mid u \in V\}))$, where $\zeta(v|u) = f_{\text{rw}}^{(2)}[(R^k)_{u,v}, \dots, (R^2)_{u,v}, R_{u,v}, T_{u,v}, (T^2)_{u,v}, \dots, (T^k)_{u,v}]$ and AGG performs summation. $f_{\text{rw}}^{(1)}$ and $f_{\text{rw}}^{(2)}$ is a stack of linear layers with non-linear activations.

Large distances. A large amount of random walk steps k is expensive and for a sufficiently large k the probability mass concentrates in sink nodes. Thus, the random walk positional encodings are best suited for capturing short distances. For the global relations, we extend $\zeta(v|u)$ with a forward and reverse infinite step random walk, namely Personalized Page Rank (PPR) (Page et al., 1999). Importantly, PPR includes the restart probability p_r to jump back to the starting node u and has closed form solution $p_r(I + (p_r - 1)T)^{-1}$.

5. Positional Encodings Playground

Now that we have defined two directional structure-aware positional encodings, we next assess their efficacy. We start with the verification if the encodings are predictive for (relative) distance measures on (directed) graphs.

Tasks. We hypothesize that a good positional encoding should be able to distinguish between ancestors/successors and should have a notion of distance on the graph. To cope with general graphs, instead of ancestor/successor nodes, we predict if a node is reachable acknowledging the edge directions. As distance measures, we study the prediction of adjacent nodes as well as the *directed* and *undirected* shortest path distance. With *undirected* shortest path distance we refer to the path length on the symmetrized graph and in both cases we ignore node pairs for which no path exists. In summary, we study (1) *reachability*, (2) *adjacency*, (3) *undirected distance*, and (4) *directed distance*.

Models. We use a transformer encoder (Vaswani et al., 2017) that becomes structure-aware solely because of positional encodings (see Fig. 4a). We compare our Magnetic Laplacian (ML) positional encodings (§ 3) with the direction-aware random walk (RW) of § 4 and eigenvectors of the combinatorial Laplacian (Lap.) from § 2. The eigen-

| | F1 | | | | RMSE | | | | |
|------|--------|------|---------|---------|--------|------|---------|---------|------|
| | reach. | adj. | u. dist | d. dist | reach. | adj. | u. dist | d. dist | |
| | (1) | (2) | (3) | (4) | (1) | (2) | (3) | (4) | |
| Lap. | 0.63 | 0.63 | 0.58 | 0.86 | 0.75 | 0.62 | 0.67 | 2.05 | val. |
| | 0.53 | 0.53 | 0.62 | 0.89 | 0.73 | 0.49 | 0.71 | 2.17 | test |
| ML | 0.96 | 0.96 | 0.53 | 0.80 | 0.97 | 0.87 | 0.64 | 1.67 | val. |
| | 0.83 | 0.82 | 0.57 | 0.83 | 0.93 | 0.73 | 0.68 | 1.80 | test |
| RW | 0.97 | 0.97 | 1.22 | 0.65 | 1.00 | 0.97 | 1.09 | 1.34 | val. |
| | 0.95 | 0.95 | 1.33 | 0.68 | 0.99 | 0.94 | 1.15 | 1.46 | test |

(a) Directed Acyclic Graph (b) Regular Directed Graph

Figure 5: Positional encodings playground results. Dark green encodes the best scores and bright green bad ones. For F1 score high values are better and for RMSE low values.

vectors of the combinatorial Laplacian are preprocessed like eigenvectors of the Magnetic Laplacian (Fig. 4b), except that the “Stack” step is superfluous due to the real eigenvectors. Moreover, with the goal of obtaining general positional encodings, we do not explicitly study any heuristics that can be considered “directional”. For example, if solely considering trees, it might be sufficient to add features for source and sink nodes next to undirected positional encodings.

The predictions for all these tasks here are of shape $n \times n$ (ignoring the disconnected pairs of nodes in distance regression), modeling the relative interactions between nodes. For this, we broadcast the resulting encodings $H_l^{(n)}$ (see Fig. 4a) of the sender and receiver nodes and concatenate a global readout. Thereafter, we use a shallow MLP with 3-layers in total and task-dependent output activation.

Setup. We use cross-entropy for classification and L^2 loss for regression. We assess classification with the F1 score and regression with the Root Mean Squared Error (RMSE). We sample Erdős-Rényi graphs with equally probable average degree $\{1, 1.5, 2\}$ and, additionally, Directed Acyclic Graphs (DAGs), where we draw the average degree from $\{1, 1.5, 2, 2.5, 3\}$ to account for the greater sparsity. We then extract the largest (weakly) connected component. For the regression tasks, we sample graphs with 16 to 63, 64 to 71, and 72 to 83 nodes for train, validation, and test, respectively. To counteract a too severe class imbalance, we choose 16 to 17, 18 to 19, and 20 to 27 nodes for the classification tasks, respectively. We report the average over three random reruns. We sample 400,000 training instances and for test/validation 2,500 for each number of nodes n .

Results. In Fig. 5 we show the performance of the positional encodings for the four curated tasks. We see that the eigenvectors of the Magnetic Laplacian outperform the eigenvectors of the Combinatorial Laplacian for all measures that rely on directedness. For (3) *undirected distance* they perform roughly equally well. Except for (3), the random

walk encodings perform similarly to the Magnetic Laplacian for data similar to the training data (i.e. validation) but outperform the Magnetic Laplacian on test. Random walks seem to show their strength for tasks that are well-aligned with their design. For example, a random walk with $k = 1$ resembles the adjacency matrix that we predict in task (2). However, the random walk encodings fail loudly for (3) *undirected distance* prediction (up to 130% worse). See § I for a hyperparameter study of the random walk encodings.

6. Application: Sorting Networks

We also compare the different positional encodings for the correctness prediction task of sorting networks. Sorting networks (Knuth, 1973) are a certain class of comparison-based algorithms that sort any input sequence of fixed size with a static sequence of comparators. Sorting networks are a particularly interesting application since they mark the middle ground between logical statements and source code. Specifically, the sequence of comparators reflects a sequence of program instructions while asserting their correctness is related to satisfiability (Knuth, 1968). We use this task to make the implications of symmetrization (Laplacian encodings) and sequentialization (sinusoidal encodings) explicit.

We consider sorting networks that consist of a sequence of conditional exchange instructions. In Fig. 6a, each horizontal line represents an element of the sequence of variables of length p that are to be sorted. A vertical line is a comparator that sorts the two connected elements. Thus, a sorting network can also be expressed by $n \text{ v_i, v_j} = \text{sorted}((\text{v_i}, \text{v_j}))$ statements, where v_i and v_j are two of the p variables, i.e. $i, j \in \{0, 1, \dots, p-1\}$. In our graph construction (Fig. 6b), we treat every instruction as a node with i and j as features (sinusoidal encoding). If a node operates on indices i and j , we add an edge from the last occurrences of i and j (if there are any). Thus, in this data-flow graph, the in- and outdegree equals two for all nodes, except source and sink nodes.

Directed graph vs. sequence. An important implication is that each topological sort of the directed graph is an equivalent “program”, i.e., a particular ordering of the statements.

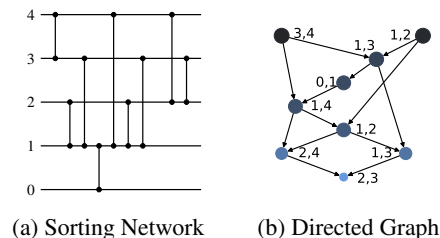


Figure 6: (a) Common illustration for a Sorting network with sequence length $p = 5$ and (b) as directed graph.

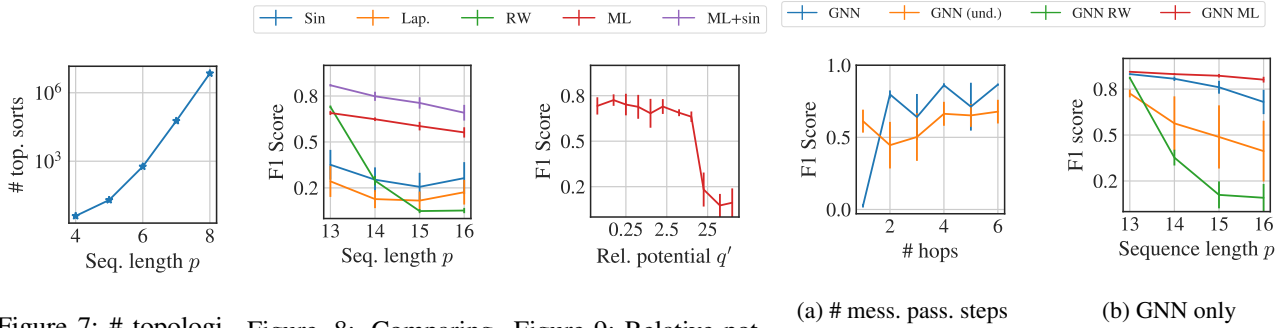


Figure 7: # topological sorts for Batchmer even odd mergesort. Figure 8: Comparing positional enc. over length p (sorting netw.). Figure 9: Relative pot. with $k = 25$ eigenvec. Figure 10: (a) # message passing steps of GNN and (b) for GNN w/ and w/o pos. enc.

In Fig. 7, we show the number of topological sorts for a type of compact and deterministically constructed sorting network over different sequence lengths p . For such networks and a sequence length of just 8, the number of equivalent sequentializations already exceeds 1 million (see also § K). In the worst case, a directed graph has $n!$ topological sorts. Representing directed graphs as sequences, therefore, can introduce a huge amount of arbitrary orderedness. In contrast to sequential modeling, a graph based representation can significantly reduce the size of the effective input space.

Symmetrization hurts. There exist correct and incorrect sorting networks that map to the same undirected graph. A model using an undirected graph cannot distinguish these cases. For example, the *correct sorting network* for length three with comparators $[(0, 2), (0, 1), (1, 2)]$ and its reversed version (*incorrect*) map to the same undirected graph.

Dataset. We construct a dataset consisting of 800,000 training instances for equally probable sequence lengths $7 \leq p_{\text{train}} \leq 11$, generate the validation data with $p_{\text{val}} = 12$, and assess performance on sequence lengths $13 \leq p_{\text{test}} \leq 16$. We construct the sorting networks greedily until we have a correct sorting network. For this, we draw a random pair of comparators, excluding immediate duplicates and comparators between inputs that are already sorted. We then generate an incorrect example by omitting the last comparator (i.e., train is balanced). This procedure is similar to datasets for the related task of satisfiability (Selsam et al., 2019). Moreover, we add additional incorrect sorting networks by reversing the directions of the correct networks to make the test sets more challenging. Thus, the test and validation data consist of $1/3$ correct sorting networks (20,000) and $2/3$ of incorrect ones (40,000). Therefore, the task is to generalize the correctness prediction to longer sequences and reversed (slightly out of distribution) sorting networks. See § J for more details on the dataset construction.

Empirical Evaluation We follow the setup of § 5, but also include sinusoidal positional encodings (Sin) and report the

mean/error for 5 reruns. The eigenvectors of the Magnetic Laplacian (ML) outperform all other positional encodings as shown in Fig. 8 with just one exception. This shows that, without bells and whistles, the Magnetic Laplacian can give a vanilla transformer a considerable structural awareness for directed graphs (see Fig. 4a). On the other hand, the eigenvectors of the Combinatorial Laplacian barely outperform the naïve baseline that randomly chooses a class based on the prior probabilities. The random walk encodings seem to hold the middle ground between Laplacian and Magnetic Laplacian. Random Walk encodings are here slightly better for short sequences but struggle to generalize to longer ones.

Sinusoidal encodings can perform poorly on their own. However, the sinusoidal encodings combined (sum) with the Magnetic Laplacian outperform all other encodings. At first glance, it appears surprising that including sinusoidal positional encodings helps (recall that a directed graph reflects many equivalent sequences). We hypothesize that there can be complementary challenges in understanding the directed graph in comparison to a single manifestation of the program. Having both information appears to bring certain synergies that the model can leverage for better generalization. Importantly, in this case the model can learn to choose between viewing the sorting network as a sequence or directed graph. The biggest drawback of adding sinusoidal encodings is that we sacrifice the robustness w.r.t. “meaningless reorderings”. In other words, one has to trade-off accuracy and robustness.

GNN. In Fig. 10a we study the performance of a GNN (following Battaglia et al. (2018) w/o global state, see § 7 for specifics) over the number of message passing steps. We see that improvements diminish for more than two message passing steps. Thus, in Fig. 10b we report the results with three message passing steps. We compare a direction aware “GNN” and direction unaware “GNN (und.)”. Expectedly, the directional information is important for generalization also in the context of GNNs. Note that the directional GNN performs on par with a transformer encoder with the combi-

Prediction: unknown

```
def f1_score(pred, label):
    correct = pred == label
    tp = (correct & label).sum()
    fn = (~correct & pred).sum()
    fp = (~correct & ~pred).sum()
    precision = tp / (tp + fp)
    recall = tp / (tp + fn)
    return (
        2 * (recall * precision) /
        (recall + precision)
    )
```

Prediction: accuracy

```
def f1_score(pred, label):
    correct = pred == label
    tp = (correct & label).sum()
    fn = (~correct & pred).sum()
    fp = (~correct & ~pred).sum()
    recall = tp / (tp + fn)
    precision = tp / (tp + fp)
    return (
        2 * (precision * recall) /
        (precision + recall)
    )
```

Prediction: precision

```
def f1_score(pred, label):
    correct = pred == label
    tp = (correct & label).sum()
    fn = (~correct & ~pred).sum()
    recall = tp / (tp + fn)
    fp = (~correct & pred).sum()
    precision = tp / (tp + fp)
    return (
        2 * (precision * recall) /
        (precision + recall)
    )
```

Figure 11: State-of-the-art model on OGB Code2 is susceptible to meaningless permutations (highlighted in yellow) due to OGB Code2’s graph construction. Code minimally modified for better layout.

nation of Magnetic Laplacian and sinusoidal positional encodings for sequence length 13 (F1 score of roughly 0.875). However, here the GNN generalizes slightly better to longer sequences. Motivated by Li et al. (2020), we additionally pair the GNN with positional encodings and find that the Magnetic Laplacian eigenvectors can also help a GNN’s generalization. The random walk encodings again struggle to generalize to longer sequences and harm performance.

7. Application: Function Name Prediction

We study function name prediction since it is an established task in the graph learning community (Hu et al., 2020) where the direction of edges can influence the true label. Similar to sorting networks, each program represents a specific ordering of statements, and there can be many equivalent programs with different orderings. Thus, it is surprising that graphs for source code used for machine learning retain the sequential connections between instructions. In other words, these graphs “only” enrich sequential source code (here add a hierarchy). For example, the Open Graph Benchmark Code2 dataset represents the 450,000 functions with its Abstract Syntax Tree (AST) and *sequential connections*. Since the input space of sequences can be much larger than the input space of directed graphs (see § 6), for some tasks such a graph construction can be an unfortunate choice.

Robustness. We trained the state-of-the-art model (Chen et al., 2022) on the Open Graph Benchmark Code2 dataset. Thereafter, we used OGB’s code to generate the graph representation. In Fig. 11, we show that the state-of-the-art model is susceptible to semantics-preserving permutation of the source code¹. If using constructing a data-flow DAG, this function has 16 topological sorts. Further considering commutativity for `==`, `&`, `+`, and `*`, we find 4,096 possibilities to write this seemingly simple function.

Our graph construction is greatly inspired by Bieber et al. (2022), although, they also connect most instructions se-

¹Shortly before submission, Luo (2022) proposed in their preprint a new model with 0.4% higher F1 test score

quentially. While we do not use the sequentialism, we leverage their static code analysis for a graph representation that also handles the sharp bits like if-else, loops, and exceptions. The most significant differences are: (a) We construct a Directed Acyclic Graph (DAG) for each “block” (e.g. body of if statement) that reflects the dependencies between instructions. We then connect the statements between blocks considering the control flow (b) we address the (non-) commutative properties for basic python operations via edge features; (c) we do not reference the tokenized source code; (d) we omit the (in our case) unnecessary “last read” edges; (e) we construct the graph similarly to OGB Code2 for comparability. For example, we aggregate child nodes containing only attributes into their parent’s node attributes. For more details including a side-by-side comparison of OGB’s graph construction to ours see § L.

Assumptions. While the right equi-/invariances are task-dependent, we argue that for high-level reasoning tasks, including function name prediction or correctness prediction, such reordering should not affect the true label nor the prediction. Nevertheless, e.g. for predicting the runtime of a program, reorderings can have an impact. Moreover, we assume that non-class-member methods are side-effect-free. For example, this includes reordering print statements. Even though this will result in a different output stream, we argue that these differences are typically not vital. Moreover, since we construct the graph with lexicographical static code analysis, we construct the graph on a best-effort basis and do not capture all dynamic runtime effects.

Empirical Evaluation. In Table 1, we report the results on OGB Code2. Here we additionally compare to a transformer w/ GNN for query and key, called Structure Aware Transformer (SAT) (Chen et al., 2022). SAT was the previous state of the art and we closely follow its data preprocessing. If we omit the GNN, we recover the vanilla transformer encoder Fig. 4a (plus degree-sensitive residual). We improve the current state-of-the-art model with a number of small tricks (i.e., no new positional encoding yet). Our SAT++ (w/ GNN) improves the F1-score by 1.66% (relatively 8.6%). Besides smaller changes like replacing ReLU with GeLU

Table 1: Results on the Open Graph Benchmark Code2 dataset. The first two rows correspond to prior work. All other approaches are our contribution. We report the average and error of the mean over 10 reruns. Best is bold.

| | Position. Enc. | GNN | Test F1-Score | Val. F1-Score | |
|-----------|----------------|-----|-------------------|-------------------|-------|
| Sequen. | | ✗ | 16.70±0.05 | 15.46±0.06 | Prev. |
| | AST depth | ✓ | 19.37±0.09 | 17.73±0.07 | |
| | | ✗ | 19.09±0.10 | 17.68±0.06 | |
| | | ✓ | 21.03±0.07 | 19.38±0.07 | |
| Data-flow | AST depth | ✓ | 21.61±0.12 | 19.79±0.11 | Ours |
| | Random walk | ✗ | 19.34±0.08 | 17.96±0.05 | |
| | | ✓ | 21.32±0.12 | 19.58±0.08 | |
| | Magnetic Lap. | ✗ | 19.43±0.03 | 17.83±0.05 | |
| | | ✓ | 22.22±0.10 | 20.44±0.06 | |

activations, we most notably (1) add dropout on the sparsely populated node attributes and, (2) offset the softmax score to adjust for class imbalance of the special tokens for *unknown words* as well as *end of sequence*. We also replace the GCN with a three-layer GNN following Battaglia et al. (2018) (excluding a global state). The edge and node embeddings are updated sequentially and forward as well as backward messages are aggregated independently. Then, a Multi-Layer Perceptron (MLP) with two layers processes the concatenated embeddings (twice lower dimensionality as the transformer).

Our graph construction (“data-flow” in Table 1) consistently increases the predictive performance. For example, with the AST depth positional encodings and the SAT++ architecture (w/ GNN) the performance improves by almost 0.58% (relatively 2.8%). Moreover, we want to emphasize that due to the graph construction, we additionally gain robustness w.r.t. certain reorderings of statements in the source code. We do not report results w/o GNN and solely w/ AST depth positional encodings because this approach does not make use of the enhanced graph structure.

Hybrid. The Magnetic Laplacian also helps in the hybrid transformer GNN architecture. *Our SAT++ with Magnetic Laplacian positional encodings marks the new state of the art on the Code2 dataset, outperforming SAT by 2.85% (relatively 14.7%)*. Surprisingly the Random Walk positional encodings even slightly decay performance. For the Code2 graphs, the GNN for query and key appears to be of great importance. We hypothesize that this is due to the sparsely populated node features. Only a few nodes are attributed and, additionally, the permitted vocabulary is restrictive. The local message passing might spread the information to neighboring nodes to adjust for this sparseness. Moreover, w/o GNN we do not make use of edge features.

Dataset challenges. The node attributes (e.g. variable names) and function name are only lightly preprocessed. For example, for perfect performance, one needs to distinguish singular and plural method names. Although singular/plural

semantically make a difference, the naming consistency is lacking for the 450k functions taken from github. For comparability, we do not adjust the dataset accordingly.

8. Related Work

Prior work on positional encodings includes traditional graph metrics, like shortest path distances (Guo et al., 2021). Similar measures are used in the relative positional encodings of Zügner et al. (2021). Related to the distance from a node to the the AST root node in the OGB Code2 dataset (see § 7), Luo (2022) proposes sinusoidal positional encodings for DAGs leveraging their partial order. An alternative form of spectral encodings, based on Singular Value Decomposition (SVD), was used for positional encodings (Hussain et al., 2022). The authors argue that this encodings also subsumes directed graphs, however, they do not verify this choice and the SVD of the adjacency matrix has undesirable properties (see § D.4). Moreover, we include a discussion of Laplacians for directed graphs in § C. For an in-depth overview and a how-to for graphs transformers, we refer to Min et al. (2022) and Rampášek et al. (2022). They also provide an overview of graph transformer that rethink attention architectures for structure-awareness like (Dwivedi & Bresson, 2021; Mialon et al., 2021; Chen et al., 2022; Kim et al., 2022; Hussain et al., 2022; Diao & Loynd, 2022).

Source Code Representation. There are many attempts on enriching source code in a graph-structured manner for machine learning (Allamanis et al., 2018; Cummins et al., 2020; Guo et al., 2021; Bieber et al., 2022). However, they all retain the sequentialism of the underlying source code. As we see in Fig. 11, this can lead to a fragile representation w.r.t. to semantically meaningless reorderings. Such reorderings are a novel perspective on the robustness of models for source code (e.g. see (Jha & Reddy, 2022; Yefet et al., 2020)) and similar properties can be important for models operating on logical expressions (Geisler et al., 2022). However, the relationship between a directed graph and its sequentializations is well known in, e.g., task scheduling.

9. Conclusion

We propose positional encodings for directed graphs based on the Magnetic Laplacian and random walks. Both positional encodings can help transformers to gain considerable structure awareness and show complementary strengths in our experiments. We argue that direction-aware positional encodings are an important step towards true multi-purpose transformers universally handling undirected and directed graphs. We show that directedness can be central for the semantics in the target domain and that directed graphs can drastically lower the effective input dimensionality (i.e. many instances map to one graph).

Acknowledgements

We want to thank for the helpful discussions and feedback during various states of this work from Dimitrios Vytiniotis, Shariq Iqbal, Andrea Michi, Marco Selvi, and Jan Schuchardt.

This research was supported by the Helmholtz Association under the joint research school “Munich School for Data Science – MUDS”.

References

- Allamanis, M., Brockschmidt, M., and Khademi, M. Learning to Represent Programs with Graphs. In *6th International Conference on Learning Representations, ICLR*, May 2018. URL <http://arxiv.org/abs/1711.00740>.
- Bandeira, A. S., Singer, A., and Spielman, D. A. A Cheeger Inequality for the Graph Connection Laplacian. *SIAM J. Matrix Anal. Appl.*, 34(4):1611–1630, January 2013. URL <https://doi.org/10.1137/120875338>.
- Battaglia, P. W., Hamrick, J. B., Bapst, V., Sanchez-Gonzalez, A., Zambaldi, V., Malinowski, M., Tacchetti, A., Raposo, D., Santoro, A., Faulkner, R., Gulcehre, C., Song, F., Ballard, A., Gilmer, J., Dahl, G., Vaswani, A., Allen, K., Nash, C., Langston, V., Dyer, C., Heess, N., Wierstra, D., Kohli, P., Botvinick, M., Vinyals, O., Li, Y., and Pascanu, R. Relational inductive biases, deep learning, and graph networks, October 2018. URL <http://arxiv.org/abs/1806.01261>.
- Belkin, M. and Niyogi, P. Laplacian Eigenmaps for Dimensionality Reduction and Data Representation. *Neural Computation*, 15(6):1373–1396, June 2003. ISSN 0899-7667, 1530-888X. doi: 10.1162/089976603321780317. URL <https://direct.mit.edu/neco/article/15/6/1373-1396/6730>.
- Bieber, D., Shi, K., Maniatis, P., Sutton, C., Hellendoorn, V., Johnson, D., and Tarlow, D. A Library for Representing Python Programs as Graphs for Machine Learning. August 2022. URL <http://arxiv.org/abs/2208.07461>.
- Bojchevski, A., Klicpera, J., Perozzi, B., Kapoor, A., Blais, M., Rózemerczki, B., Lukasik, M., and Günnemann, S. Scaling Graph Neural Networks with Approximate PageRank. *International Conference on Knowledge Discovery and Data Mining, KDD*, 2020. ISSN 9781450379984. doi: 10.1145/3394486.3403296. URL <http://arxiv.org/abs/2007.01570> <http://dx.doi.org/10.1145/3394486.3403296>.
- Brock, A., De, S., Smith, S. L., and Simonyan, K. High-Performance Large-Scale Image Recognition Without Normalization. In *38th International Conference on Machine Learning*, February 2021. URL <http://arxiv.org/abs/2102.06171>.
- Bronstein, M. M., Bruna, J., Cohen, T., and Velicković, P. Geometric Deep Learning: Grids, Groups, Graphs, Geodesics, and Gauges. *arXiv:2104.13478 [cs, stat]*, April 2021. URL <http://arxiv.org/abs/2104.13478>.
- Chen, D., O’Bray, L., and Borgwardt, K. Structure-Aware Transformer for Graph Representation Learning. *39th International Conference on Machine Learning, ICML*, February 2022. URL <http://arxiv.org/abs/2202.03036>.
- Chen, M., Tworek, J., Jun, H., Yuan, Q., Pinto, H. P. d. O., Kaplan, J., Edwards, H., Burda, Y., Joseph, N., Brockman, G., Ray, A., Puri, R., Krueger, G., Petrov, M., Khlaaf, H., Sastry, G., Mishkin, P., Chan, B., Gray, S., Ryder, N., Pavlov, M., Power, A., Kaiser, L., Bavarian, M., Winter, C., Tillet, P., Such, F. P., Cummings, D., Plappert, M., Chantzis, F., Barnes, E., Herbert-Voss, A., Guss, W. H., Nichol, A., Paino, A., Tezak, N., Tang, J., Babuschkin, I., Balaji, S., Jain, S., Saunders, W., Hesse, C., Carr, A. N., Leike, J., Achiam, J., Misra, V., Morikawa, E., Radford, A., Knight, M., Brundage, M., Murati, M., Mayer, K., Welinder, P., McGrew, B., Amodei, D., McCandlish, S., Sutskever, I., and Zaremba, W. Evaluating Large Language Models Trained on Code, July 2021. URL <http://arxiv.org/abs/2107.03374>.
- Choromanski, K. M., Likhoshesterov, V., Dohan, D., Song, X., Gane, A., Sarlos, T., Hawkins, P., Davis, J. Q., Mohiuddin, A., Kaiser, L., Belanger, D. B., Colwell, L. J., and Weller, A. Rethinking Attention with Performers. In *9th International Conference on Learning Representations, ICLR*, September 2020. URL <https://openreview.net/forum?id=Ua6zuk0WRH>.
- Cummins, C., Fisches, Z. V., Ben-Nun, T., Hoefler, T., and Leather, H. ProGraML: Graph-based Deep Learning for Program Optimization and Analysis. *arXiv:2003.10536 [cs, stat]*, March 2020. URL <http://arxiv.org/abs/2003.10536>.
- Defferrard, M., Bresson, X., and Vandergheynst, P. Convolutional Neural Networks on Graphs with Fast Localized Spectral Filtering. In *Neural Information Processing Systems, NeurIPS*. arXiv, February 2017. doi: 10.48550/arXiv.1606.09375. URL <http://arxiv.org/abs/1606.09375>.

- Diao, C. and Loynd, R. Relational Attention: Generalizing Transformers for Graph-Structured Tasks, October 2022. URL <http://arxiv.org/abs/2210.05062>.
- Dwivedi, V. P. and Bresson, X. A Generalization of Transformer Networks to Graphs. *AAAI 2021 Workshop on Deep Learning on Graphs: Methods and Applications (DLG-AAAI 2021)*, January 2021. URL <http://arxiv.org/abs/2012.09699>.
- Fanuel, M., Alaíz, C. M., and Suykens, J. A. K. Magnetic eigenmaps for community detection in directed networks. June 2016. URL <http://arxiv.org/abs/1606.07359>.
- Fanuel, M., Alaíz, C. M., Fernández, A., and Suykens, J. A. K. Magnetic Eigenmaps for the visualization of directed networks. *Appl. Comput. Harmon. Anal.*, 44(1):189–199, January 2018. URL <https://www.sciencedirect.com/science/article/pii/S1063520317300052>.
- Feng, Z., Guo, D., Tang, D., Duan, N., Feng, X., Gong, M., Shou, L., Qin, B., Liu, T., Jiang, D., and Zhou, M. CodeBERT: A Pre-Trained Model for Programming and Natural Languages. In *Findings of the Association for Computational Linguistics: {EMNLP}*. arXiv, November 2020. doi: 10.48550/arXiv.2002.08155. URL <http://arxiv.org/abs/2002.08155>.
- Furutani, S., Shibahara, T., Akiyama, M., Hato, K., and Aida, M. Graph Signal Processing for Directed Graphs Based on the Hermitian Laplacian. In *Machine Learning and Knowledge Discovery in Databases - European Conference, {ECML} {PKDD} 2019*, volume 11906, pp. 447–463. Springer, 2020. ISBN 978-3-030-46149-2 978-3-030-46150-8. URL http://link.springer.com/10.1007/978-3-030-46150-8_27.
- Geisler, S., Sommer, J., Schuchardt, J., Bojchevski, A., and Günnemann, S. Generalization of Neural Combinatorial Solvers Through the Lens of Adversarial Robustness. In *10th International Conference on Learning Representations, ICLR, 2022*. URL <http://arxiv.org/abs/2110.10942>.
- Guo, D., Ren, S., Lu, S., Feng, Z., Tang, D., Liu, S., Zhou, L., Duan, N., Svyatkovskiy, A., Fu, S., Tufano, M., Deng, S. K., Clement, C., Drain, D., Sundaresan, N., Yin, J., Jiang, D., and Zhou, M. GraphCodeBERT: Pre-training Code Representations with Data Flow. *9th International Conference on Learning Representations, ICLR*, June 2021. URL <http://arxiv.org/abs/2009.08366>.
- Hu, W., Fey, M., Zitnik, M., Dong, Y., Ren, H., Liu, B., Catasta, M., and Leskovec, J. Open Graph Benchmark: Datasets for Machine Learning on Graphs. In *Neural Information Processing Systems, NeurIPS*, 2020. URL <http://arxiv.org/abs/2005.00687>.
- Hussain, M. S., Zaki, M. J., and Subramanian, D. Global Self-Attention as a Replacement for Graph Convolution. In *International Conference on Knowledge Discovery and Data Mining, KDD*, pp. 655–665, August 2022. doi: 10.1145/3534678.3539296. URL <http://arxiv.org/abs/2108.03348>.
- Jha, A. and Reddy, C. K. CodeAttack: Code-based Adversarial Attacks for Pre-Trained Programming Language Models. May 2022. URL <http://arxiv.org/abs/2206.00052>.
- Kim, J., Nguyen, T. D., Min, S., Cho, S., Lee, M., Lee, H., and Hong, S. Pure Transformers are Powerful Graph Learners. In *Neural Information Processing Systems, NeurIPS*. arXiv, October 2022. doi: 10.48550/arXiv.2207.02505. URL <http://arxiv.org/abs/2207.02505>.
- Kipf, T. N. and Welling, M. Semi-supervised classification with graph convolutional networks. *5th International Conference on Learning Representations, ICLR*, pp. 1–14, 2017.
- Kitaev, N., Kaiser, L., and Levskaya, A. Reformer: The Efficient Transformer. *8th International Conference on Learning Representations, {ICLR}*, pp. 1–12, 2020. URL <http://arxiv.org/abs/2001.04451>.
- Knuth, D. E. *The art of computer programming, Volume 4, Fascicle 6*. Addison-Wesley series in computer science and information processing. Addison-Wesley, Reading, Mass., 1968. ISBN 978-0-321-75104-1 978-0-201-48541-7.
- Knuth, D. E. *The art of computer programming, Volume 3*. Addison-Wesley series in computer science and information processing. Addison-Wesley Pub. Co, Reading, Mass, 1973. ISBN 978-0-201-03809-5.
- Kool, W., Hoof, H. v., and Welling, M. Attention, Learn to Solve Routing Problems! In *7th International Conference on Learning Representations, ICLR*, 2019. URL <https://openreview.net/forum?id=ByxBFsRqYm>.
- Kreuzer, D., Beaini, D., Hamilton, W. L., Létourneau, V., and Tossou, P. Rethinking Graph Transformers with Spectral Attention. In *Neural Information Processing Systems, NeurIPS*, October 2021. URL <http://arxiv.org/abs/2106.03893>.
- Li, P., Wang, Y., Wang, H., and Leskovec, J. Distance Encoding: Design Provably More Powerful Neural Networks for Graph Representation Learning. In *Neural*

- Information Processing Systems, NeurIPS*, volume 33, pp. 4465–4478, 2020. URL <https://proceedings.neurips.cc/paper/2020/hash/2f73168bf3656f697507752ec592c437-Abstract.html>.
- Li, Y., Choi, D., Chung, J., Kushman, N., Schrittwieser, J., Leblond, R., Eccles, T., Keeling, J., Gimeno, F., Lago, A. D., Hubert, T., Choy, P., de Masson d’Autume, C., Babuschkin, I., Chen, X., Huang, P.-S., Welbl, J., Goyal, S., Cherepanov, A., Molloy, J., Mankowitz, D. J., Robson, E. S., Kohli, P., de Freitas, N., Kavukcuoglu, K., and Vinyals, O. Competition-Level Code Generation with AlphaCode. February 2022. URL <http://arxiv.org/abs/2203.07814>.
- Lim, D., Robinson, J., Zhao, L., Smidt, T., Sra, S., Maron, H., and Jegelka, S. Sign and Basis Invariant Networks for Spectral Graph Representation Learning. February 2022. URL <http://arxiv.org/abs/2202.13013>.
- Loshchilov, I. and Hutter, F. SGDR: Stochastic gradient descent with warm restarts. *5th International Conference on Learning Representations, ICLR*, pp. 1–16, 2017.
- Loshchilov, I. and Hutter, F. Decoupled Weight Decay Regularization. *7th International Conference on Learning Representations*, January 2019. doi: 10.48550/arXiv.1711.05101. URL <http://arxiv.org/abs/1711.05101>.
- Luo, Y. DAGformer: Directed Acyclic Graph Transformer, October 2022. URL <http://arxiv.org/abs/2210.13148>.
- Marques, A. G., Segarra, S., and Mateos, G. Signal Processing on Directed Graphs: The Role of Edge Directionality When Processing and Learning From Network Data. *IEEE Signal Processing Magazine*, 37(6):99–116, November 2020. ISSN 1053-5888, 1558-0792. doi: 10.1109/MSP.2020.3014597. URL <https://ieeexplore.ieee.org/document/9244648/>.
- Mialon, G., Chen, D., Selosse, M., and Mairal, J. GraphiT: Encoding Graph Structure in Transformers, June 2021. URL <http://arxiv.org/abs/2106.05667>.
- Min, E., Chen, R., Bian, Y., Xu, T., Zhao, K., Huang, W., Zhao, P., Huang, J., Ananiadou, S., and Rong, Y. Transformer for Graphs: An Overview from Architecture Perspective, February 2022. URL <http://arxiv.org/abs/2202.08455>.
- OpenAI. ChatGPT: Optimizing Language Models for Dialogue, November 2022. URL <https://openai.com/blog/chatgpt/>.
- Page, L., Brin, S., Motwani, R., and Winograd, T. The PageRank Citation Ranking : Bringing Order to the Web. In *The Web Conference*, November 1999.
- Rampáček, L., Galkin, M., Dwivedi, V. P., Luu, A. T., Wolf, G., and Beaini, D. Recipe for a General, Powerful, Scalable Graph Transformer. *arXiv [cs.LG]*, May 2022. URL <https://arxiv.org/abs/2205.12454>.
- Sandryhaila, A. and Moura, J. M. F. Discrete Signal Processing on Graphs. *IEEE Transactions on Signal Processing*, 61(7):1644–1656, April 2013. ISSN 1053-587X, 1941-0476. doi: 10.1109/TSP.2013.2238935. URL <http://arxiv.org/abs/1210.4752>.
- Selsam, D., Lamm, M., Bünz, B., Liang, P., de Moura, L., and Dill, D. L. Learning a SAT Solver from Single-Bit Supervision. In *7th International Conference on Learning Representations, ICLR*, March 2019. URL <http://arxiv.org/abs/1802.03685>.
- Sevi, H., Rilling, G., and Borgnat, P. Harmonic analysis on directed graphs and applications: from Fourier analysis to wavelets, November 2021. URL <http://arxiv.org/abs/1811.11636>.
- Singh, R., Chakraborty, A., and Manoj, B. S. Graph Fourier Transform based on Directed Laplacian, January 2016. URL <http://arxiv.org/abs/1601.03204>.
- Smith, S. W. *The scientist and engineer’s guide to digital signal processing*. California Technical Pub., San Diego (Calif.), 2nd edition edition, 1999. ISBN 978-0-9660176-7-0.
- Stevanović, D. Research problems from the Aveiro Workshop on Graph Spectra. *Linear Algebra and its Applications*, 423(1):172–181, May 2007. ISSN 0024-3795. doi: 10.1016/j.laa.2006.11.027. URL <https://www.sciencedirect.com/science/article/pii/S0024379506005258>.
- Strang, G. The Discrete Cosine Transform. *SIAM Rev.*, 41(1):135–147, January 1999. URL <https://doi.org/10.1137/S0036144598336745>.
- Vaswani, A., Shazeer, N., Parmar, N., Uszkoreit, J., Jones, L., Gomez, A. N., Kaiser, L., and Polosukhin, I. Attention is all you need. *Neural Information Processing Systems, NeurIPS*, (Nips):5999–6009, 2017. URL <https://proceedings.neurips.cc/paper/2017/hash/3f5ee243547dee91fbd053c1c4a845aa-Abstract.html>.
- von Luxburg, U. A tutorial on spectral clustering. *Statistics and Computing*, 17(4):395–416, December 2007. ISSN 0960-3174, 1573-1375. doi: 10.1007/s11222-007-9033-z.

URL <http://link.springer.com/10.1007/s11222-007-9033-z>.

Yefet, N., Alon, U., and Yahav, E. Adversarial Examples for Models of Code. *Proc. {ACM} Program. Lang.*, 4: 162:1–162:30, February 2020. doi: 10.1145/3428230. URL <http://arxiv.org/abs/1910.07517>.

Ying, C., Cai, T., Luo, S., Zheng, S., Ke, G., He, D., Shen, Y., and Liu, T.-Y. Do Transformers Really Perform Bad for Graph Representation? *Neural Information Processing Systems, NeurIPS*, June 2021. URL <http://arxiv.org/abs/2106.05234>.

Zhang, X., He, Y., Brugnone, N., Perlmutter, M., and Hirn, M. MagNet: A Neural Network for Directed Graphs. In *Neural Information Processing Systems, NeruIPS*, pp. 27003–27015. arXiv, November 2021. doi: 10.48550/arXiv.2102.11391. URL <http://arxiv.org/abs/2102.11391>.

Zügner, D., Kirschstein, T., Catasta, M., Leskovec, J., and Günnemann, S. Language-Agnostic Representation Learning of Source Code from Structure and Context. In *9th International Conference on Learning Representations, ICLR*. arXiv, June 2021. doi: 10.48550/arXiv.2103.11318. URL <http://arxiv.org/abs/2103.11318>.

A. Example Graphs

Additionally to the graphs in Fig. 1, here we give further examples (illustrated in Fig. A.1). These examples, are used for the more elaborate discussion in the appendix. The construction of most graphs should be self-explanatory, even if we increase the number of nodes. We next provide necessary details. For the two disconnected sequences Fig. A.1i, we split the sequence after the first $\lfloor n/2 \rfloor$ tokens/nodes. All “trumpet graphs” (Fig. A.1d, A.1h, and A.1l) connect the nodes (between) $\lfloor 3n/10 \rfloor$ and $\lfloor 7n/10 \rfloor$. For Fig. A.1k, we first construct a fully connected DAG plus self-loops (entries of main diagonal and above are all one). Then, we add the reversed edges for the inner 50% of nodes ($\lfloor n/4 \rfloor$ to $\lfloor 3n/4 \rfloor$).

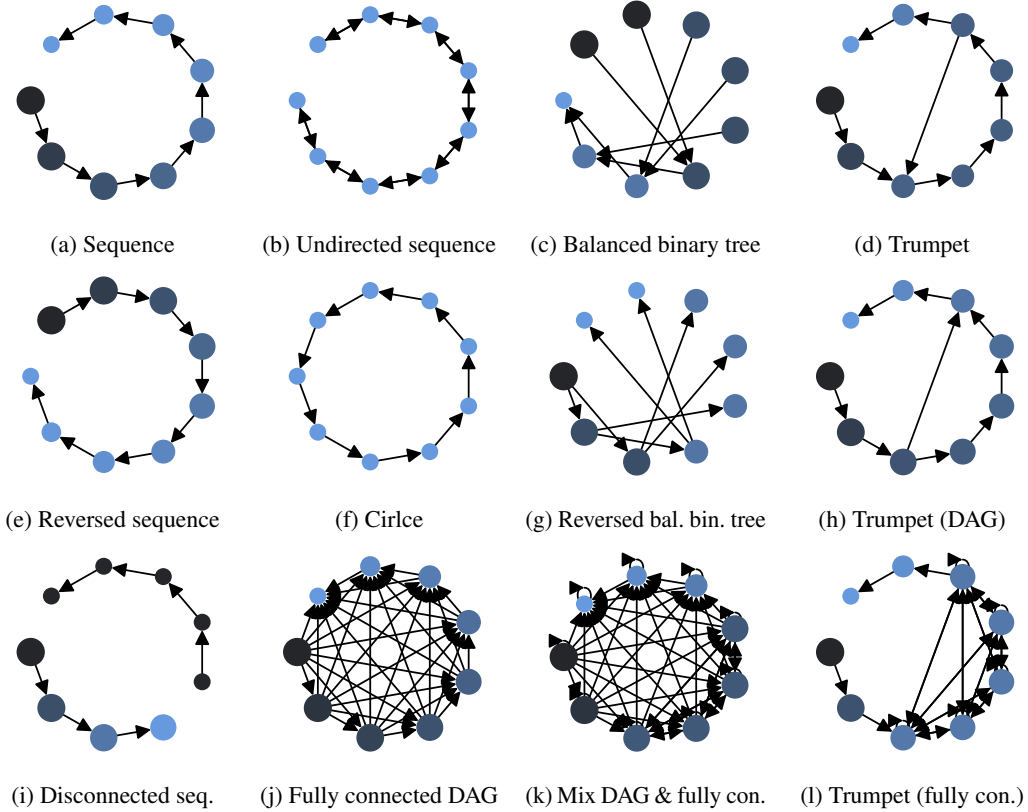


Figure A.1: First eigenvector of Magnetic Laplacian. Node size encodes the real value and color the imaginary value.

B. Graph Fourier Transformation

Similarly to the Discrete Fourier Transformation (DFT) Eq. 1, a Graph Fourier Transformation (GFT) for *undirected* can be defined with the eigenvectors Γ of the combinatorial Laplacian (Eq. 2 or Eq. 3). Here the graph signal $\mathbf{x} \in \mathbb{R}^n$ is mapped to the frequency domain as

$$\mathbf{X} := \Gamma^\top \mathbf{x} \quad (\text{B.1})$$

or for a specific frequency/eigenvalue

$$X(\gamma_k) = X_k = \sum_{i=1}^n x_i \Gamma_{i,k} \quad (\text{B.2})$$

The inverse transform is then given as $\mathbf{x} = \Gamma \mathbf{X}$. Here we assume Γ to be orthonormal ($\Gamma \Gamma^\top = \mathbf{I}$). In analogy to sequences, the lowest eigenvalues and eigenvectors reflect the low frequencies. For undirected and connected graphs, the first (also called trivial) eigenvector is constant across nodes: $\Gamma_{u,0} = \pm 1/\sqrt{n}$. This primitive is apparent from the quadratic form of the Laplacian

$$\mathbf{x}^\top \mathbf{L} \mathbf{x} = \frac{1}{2} \sum_{(u,v) \in E} (x_u - x_v)^2 = \frac{1}{2} \sum_{u=1}^n \sum_{v=1}^n A_{u,v} (x_u - x_v)^2 \quad (\text{B.3})$$

that is minimized by its smallest eigenvector $\gamma_0^\top \mathbf{L} \gamma_0 = \lambda_0 = 0$. We will come back to a similar relation for the smallest eigenvector of the Magnetic Laplacian in § D.

Graph convolution. Particularly important for graph signal processing is the convolution defined on graphs

$$g_\theta \circledast \mathbf{x} = \Gamma g_\theta(\Lambda) \underbrace{\Gamma^\top \mathbf{x}}_{\text{GFT}} = \Gamma \underbrace{g_\theta(\Lambda) \mathbf{X}}_{\text{filter} \times \text{signal}} = \underbrace{\Gamma \hat{\mathbf{X}}}_{\text{inverse GFT}} \quad (\text{B.4})$$

where $g_\theta(\Lambda)$ is a diagonal matrix parameterized by θ that can be understood as a function of the eigenvalues Λ and represents the filter in the frequency domain. For more details see Defferrard et al. (2017) or Furutani et al. (2020).

Applications in machine learning. The eigenvectors of the combinatorial Laplacian are widely used in graph machine learning. For example, they are the workhorse in spectral clustering (von Luxburg, 2007) where one can gain helpful insights if dealing with disconnected graphs. Moreover, the Laplacian eigendecomposition also stands at the core of many Graph Neural Networks. For example, ChebyNet (Defferrard et al., 2017) approximates $g_\theta(\Lambda)$ (Eq. B.4) via k -order polynomial in the spatial domain and, similarly, the popular Graph Convolutional Network (Kipf & Welling, 2017) uses an alike linear approximation. For more background, we refer to Bronstein et al. (2021).

C. Laplacians for Directed Graphs

It is well known that the combinatorial Laplacian is a discretization of the Laplace-Beltrami operator on Riemannian manifolds (Belkin & Niyogi, 2003). This insight allows for many connections, including the negligence of direction. In short, here we only encode distances on a manifold where the order of start and end point is irrelevant. In other words, the eigenvectors of the combinatorial Laplacian form an *isotropic* transformation.

Combinatorial Laplacian w/o symmetrization. For directed graphs the Laplacian, e.g., $\mathbf{L} = \mathbf{D} - \mathbf{A}$ is in general not symmetric. Hence, the eigenvectors as well as eigenvalues are potentially complex, \mathbf{L} is not necessarily diagonalizable, and the resulting eigenvectors might not form an orthogonal basis. Especially, the latter criterion is important s.t. the different signals do not interfere with each other and that we can go back and forth from the spatial to the frequency domain without complications. Specifically, since here the eigenvectors are not necessarily linearly independent, the eigenvectors might neither be *unitary* $\Gamma^\top \Gamma = \mathbf{I}$ nor invertible.

We plot the first 5 eigenvectors of the combinatorial Laplacian without symmetrization in the right column of Fig. D.1 and D.2 for all the graphs in Fig. A.1. It is clear that these eigenvectors are well-suited for positional encodings of nodes for many of the graph topologies. For example, if we would use Γ^\top or Γ in the GFT or its inverse, respectively, we would potentially ignore the signal of some nodes. Equivalently, a positional encoding would assign the the zero vector $\mathbf{0}$ to these nodes.

Magnetic Laplacian. Multiple alternatives were proposed that generalize (or substitute) the eigenvectors for the Laplacian to directed graphs. So far, we have only discussed the Magnetic Laplacian (§ 3 and D) that bridges the gap using complex values, i.e., using a Hermitian matrix for which eigenvectors again form an orthogonal basis. We can use these eigenvectors for a GFT that includes directed graphs (Furutani et al., 2020). Such a transformation, where the direction does matter, is called *anisotropic*.

Jordan Decomposition. Other approaches include the use of generalized eigendecomposition, like the Jordan decomposition (Sandryhaila & Moura, 2013). However, here we are still left with a potentially non-orthogonal set of eigenvectors, and, most importantly, in this case, the “low frequencies” do not necessarily change smoothly over the nodes in the graph (Singh et al., 2016).

Eigenfunctions of random walk operator. Sevi et al. (2021), on the other hand, use the Dirichlet energy of eigenfunctions of a random walk operator. However, this approach is only applicable to strongly connected graphs and comes with restrictions related to the orthogonality of the Fourier basis.

Optimization. Last, (non-convex) optimization problems with constraints were proposed that typically minimize the Lovász extension of the graph cut size or local variations of the graph signal. Both directions additionally impose orthogonality constraints. A good entry point for the literature can be found in (Marques et al., 2020). It is worth noting though, that these approaches typically do not preserve all information s.t. we can reconstruct the graph structure (Furutani et al., 2020). Hence, it is not clear how well-suited they are for positional encodings.

D. Magnetic Laplacian

We next give more details on the Magnetic Laplacian and its eigenvectors. For this recall its definition:

$$\mathbf{L}_U^{(q)} := \mathbf{D}_S - \mathbf{A}_S \odot \exp\left(i\Theta^{(q)}\right) \quad (\text{D.1})$$

with Hadamard product \odot , element-wise \exp , $i = \sqrt{-1}$, $\Theta_{u,v}^{(q)} := 2\pi q(A_{u,v} - A_{v,u})$, and potential $q \geq 0$. The degree-normalized counterpart is defined as

$$\mathbf{L}_N^{(q)} := \mathbf{I} - \left(\mathbf{D}_S^{-1/2} \mathbf{A}_S \mathbf{D}_S^{-1/2}\right) \odot \exp\left(i\Theta^{(q)}\right) \quad (\text{D.2})$$

Here the quadratic form (see Eq. B.3) becomes

$$\begin{aligned} & \frac{1}{2} \sum_{(u,v) \in E_S} |x_u - x_v \exp(\Theta_{u,v}^{(q)})|^2 \\ &= \frac{1}{2} \sum_{(u,v) \in E_S} \overline{(x_u - x_v \exp(\Theta_{u,v}^{(q)}))} (x_u - x_v \exp(\Theta_{u,v}^{(q)})) \\ &= \frac{1}{2} \sum_{(u,v) \in E_S} \bar{x}_u x_u - \exp(i\Theta_{u,v}^{(q)}) \bar{x}_u x_v - \exp(i\Theta_{v,u}^{(q)}) \bar{x}_v x_u + \underbrace{\exp(i\Theta_{u,v}^{(q)}) \exp(i\Theta_{v,u}^{(q)})}_{=1} \bar{x}_v x_v \\ &= \frac{1}{2} \sum_{(u,v) \in E_S} \bar{x}_u x_u - \exp(i\Theta_{u,v}^{(q)}) \bar{x}_u x_v - \exp(i\Theta_{v,u}^{(q)}) \bar{x}_v x_u + \bar{x}_v x_v \\ &= \sum_{(u,v) \in E_S} \bar{x}_u x_u - \exp(i\Theta_{u,v}^{(q)}) \bar{x}_u x_v \\ &= \underbrace{\sum_{(u,v) \in E_S} \bar{x}_u x_u}_{=\bar{\mathbf{x}}^\top \mathbf{D}_S \mathbf{x}} - \underbrace{\sum_{(u,v) \in E_S} \exp(i\Theta_{u,v}^{(q)}) \bar{x}_u x_v}_{=\bar{\mathbf{x}}^\top (\mathbf{A}_S \odot \exp(i\Theta^{(q)})) \mathbf{x}} \\ &= \bar{\mathbf{x}}^\top \left(\mathbf{D}_S - \mathbf{A}_S \odot \exp(i\Theta^{(q)})\right) \mathbf{x} \\ &= \bar{\mathbf{x}}^\top \mathbf{L}^{(q)} \mathbf{x} \end{aligned} \quad (\text{D.3})$$

where E_S is the set of edges of the symmetrized graph. Note that either $\Theta_{v,u}^{(q)} = -\Theta_{u,v}^{(q)}$ or $\Theta_{v,u}^{(q)} = 1$.

Recall that the first eigenvector minimizes the Rayleigh quotient

$$\min_{\mathbf{x} \in \mathbb{C}^n} \frac{\bar{\mathbf{x}}^\top \mathbf{L}^{(q)} \mathbf{x}}{\bar{\mathbf{x}}^\top \mathbf{x}} = \frac{\bar{\gamma}_0^\top \mathbf{L}^{(q)} \gamma_0}{\bar{\gamma}_0^\top \gamma_0} = \lambda_0 \quad (\text{D.4})$$

From this, we can obtain the behavior of the first eigenvector of the Magnetic Laplacian (as illustrated in Fig. 3). The first eigenvector γ_0 is related to the so-called ‘‘angular synchronization problem’’ (Eq. D.5). In angular synchronization, we seek the L^2 -optimal estimate of n angles α given m (noisy) measurements of phase offsets $\alpha_u - \alpha_v \pmod{2\pi}$ where $u, v \in \{0, 1, \dots, n-1\}$. Formally, the angular synchronization problem (Bandeira et al., 2013) is defined as (we drop the normalizing constants as they do not influence the minimum)

$$\angle(\gamma_0) \in \arg \min_{\alpha \in [0, 2\pi)^n} \eta(\alpha) \quad \text{with } \eta(\alpha) = \sum_{u,v \in E} |\exp(i\alpha_v) - \exp(i\alpha_u + i\Theta_{u,v})|^2 \quad (\text{D.5})$$

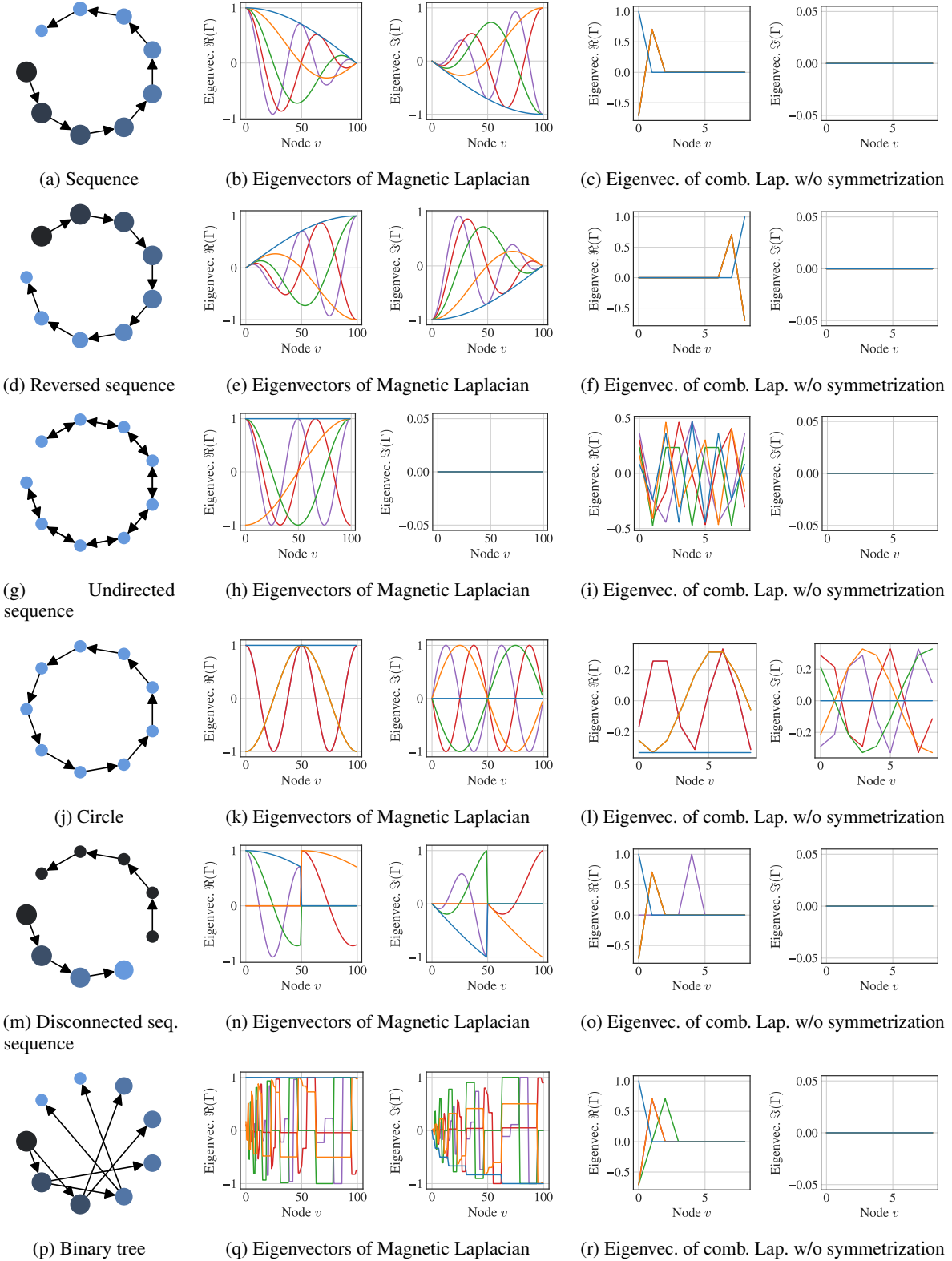


Figure D.1: First eigenvector(s) for sample graphs (part 1). In the left column (a, d, g, j, m, p), we show the first eigenvector of the Magnetic Laplacian for $q = 0.25$. The node size encodes the real value and colors the imaginary value. In the middle column (b, e, h, k, n, q), we show the first 5 eigenvectors on a graph with $n = 100$ nodes. In the right column (c, f, i, l, o, r), we show instead the eigenvectors of the Laplacian (Eq. 2) omitting the symmetrization.

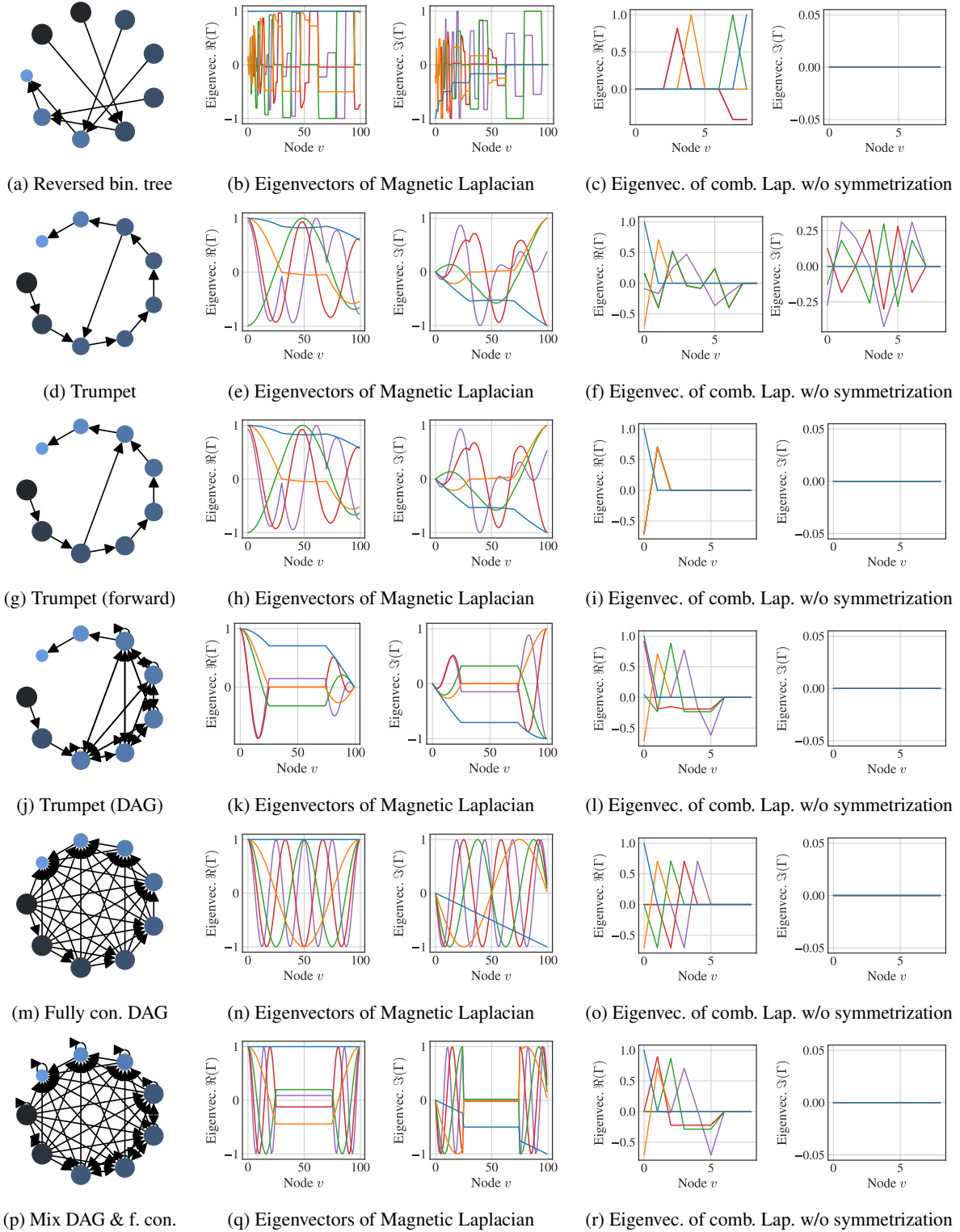


Figure D.2: First eigenvector(s) for sample graphs (part 1). In the left column (a, d, g, j, m, p), we show the first eigenvector of the Magnetic Laplacian for $q = 0.25$. The node size encodes the real value and colors the imaginary value. In the middle column (b, e, h, k, n, q), we show the first 5 eigenvectors on a graph with $n = 100$ nodes. In the right column (c, f, i, l, o, r), we show instead the eigenvectors of the Laplacian (Eq. 2) omitting the symmetrization.

In this analogy, each *directed* edge $A_{u,v} \neq A_{v,u}$ encourages a difference in the angle / phase in the (otherwise constant) first eigenvector $\Gamma_{u,0}$ and $\Gamma_{v,0}$, while an *undirected* edge $A_{u,v} = A_{v,u} = 1$ supports them to be equal. We give an example in Fig. 3. Here each directed edge induces a phase shift in γ_0 of $2\pi qh \pmod{2\pi}$ and the undirected edges connect to nodes of equal phase.

In contrast to the combinatorial Laplacian, the first eigenvalue can only be equal to zero if the angles of the first eigenvector γ_0 (also see Eq. D.5) are “conflict-free”, i.e., $|\Gamma_{u,0} - \Gamma_{v,0} \exp(\Theta_{u,v}^{(q)})|^2 = 0$ for all $(u, v) \in \mathbb{E}$ (this term also appears in § D.1). We plot the first eigenvector(s) of the Magnetic Laplacian in the first two columns of Fig. D.1 and D.2. For an eased comparability, here we normalize the eigenvectors s.t. the maximum absolute value is equal to one ($\max_u |\gamma_u| = 1$).

Repeated eigenvalues. A noteworthy source of ambiguity in the eigenvectors Γ emerges in the case of l repeated eigenvalues of a connected component. Then, the corresponding eigenvectors can be chosen from an l -dimensional subspace as long as they are orthogonal. Intuitively, we expect a lower likelihood of encountering repeated eigenvalues in comparison to the symmetrized graph. While there are also highly regular graphs that are directed, we expect that for many applications this is of lesser concern and refer to (Lim et al., 2022) on how to address it.

Disconnected components. In the case of disconnected components, the eigenvectors and eigenvalues resolve as if we would decompose each component independently, where the components of the eigenvectors for the other components are set to zero. For example, for two disconnected sequences Fig. A.1i with an even number of nodes, we obtain two equal disconnected components. Here, we will obtain each eigenvalue λ twice. Also, Γ contains two full sets of equivalent eigenvectors, except that they are zero for the other component and vice versa.

Co-spectrality (Stevanović, 2007) describes the phenomenon that there exist non-isomorphic graphs with identical eigenvectors. Co-spectrality is of lesser concern for our architecture since we also process the eigenvalues. Similarly to co-spectrality, many well-known facts for the combinatorial Laplacian (e.g. the Cheeger inequality) extend to the Magnetic Laplacian. For the interested reader, we refer to (Bandeira et al., 2013).

D.1. Influence of Potential q

The potential q seems to be a crucial choice for successfully encoding direction. For example, in Fig. 9, we see that for too large potentials q , the performance degrades on the sorting network tasks. Moreover, Furutani et al. (2020) show that for too large values of q , the eigenvectors of the Magnetic Laplacian do not order from low to high frequencies. In other words, then the eigenvalue order is not predictive for the variation of the graph signal.

In applications of the Magnetic Laplacian stemming from physics, q is typically given since e.g. it represents the electric charge in a magnetic field. However, in general, it is not clear how to derive appropriate q values from the domain. Although the Magnetic Laplacian has been used for a Spectral GNN (Zhang et al., 2021), Community Detection (Fanuel et al., 2016) or the visualization of directed graphs (Fanuel et al., 2018), there is not much guidance on how to choose q in these works. These works treat q simply as a (hyper-) parameter.

Fanuel et al. (2018) open a perspective on q that is perhaps not well-suited for positional encodings but conveys an interesting intuition. They argue to choose q as a rational number. For example, $q = 1/3$ is particularly well-suited for visualizing graphs that consist of directed triangles. In such a directed triangle, each edge can induce a shift of $2/3\pi$. Consequently, a triangle

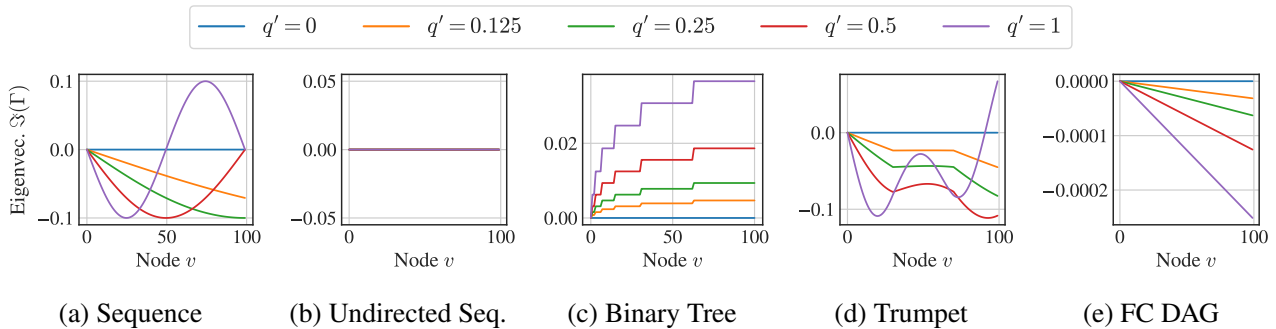


Figure D.3: The influence of q on the imaginary part of the eigenvectors for the graphs in Fig. 1.

would induce a cumulative shift of a full 360 degrees.

In graph signal processing, [Furutani et al. \(2020\)](#) propose to choose potential q using insights from eigenvector perturbation theory. However, they choose potential q based on the average node degree which is not related to the directedness of the graph. Additionally, it does not scale with n and, hence, the maximum phase shift between a source and target node is not bounded for larger n .

Conflict-free graphs. We argue that for positional encodings it is particularly helpful to bound the total phase shift (here for [Eq. 4](#)) to avoid degenerate cases. For this we first discuss graphs we call *conflict-free*, i.e., if its first eigenvalue is $\bar{\gamma}_0^\top \mathbf{L}^{(q)} \gamma_0 = \lambda_0 = 0$ for all $0 < q \geq 1/4$. It is easy to see that for graphs without conflicting edges the phase shift between at least one source and sink nodes is $2\pi ql$, where l is the maximum number of *purely directed edges* ($\{(u, v) \in E \mid (v, u) \notin E\}$) in a path accounting for their direction ([Eq. D.4](#)). That is, we increment l for every *purely directed edge* that we traverse in its direction and decrement l if we traverse such an edge against its direction. Bidirectional edges do not affect l . This can be understood as a weighted longest simple path problem. In the following, we call l simply the longest simple path.

All trees are conflict-free, but there also exist conflict-free graphs with cycles. For example, we can construct a conflict-free graph with cycles, if we add self-loops to a tree. Alternatively, a graph remains conflict-free, if we add bidirectional edges between (some) pairs of nodes u and v that have the same phase, i.e., if $\angle(\Gamma_{u,0}) = \angle(\Gamma_{v,0})$.

Moreover, except for numerical issues of the eigendecomposition, also for general graphs ($\lambda_0 > 0$) the phase shift is bounded by $2\pi ql$. The argument is as the following: Choose an arbitrary pair of nodes u and v for which the longest simple path distance is l (see above). Although there might exist other paths between u and v , they have at most a simple path length of l . If there exist alternative paths of smaller length $o < l$, then $\bar{\gamma}_0^\top \mathbf{L}^{(q)} \gamma_0$ is optimal for a maximum shift in the open interval $(2\pi qo, 2\pi ql)$ (here with accounting for overflows in the value range).

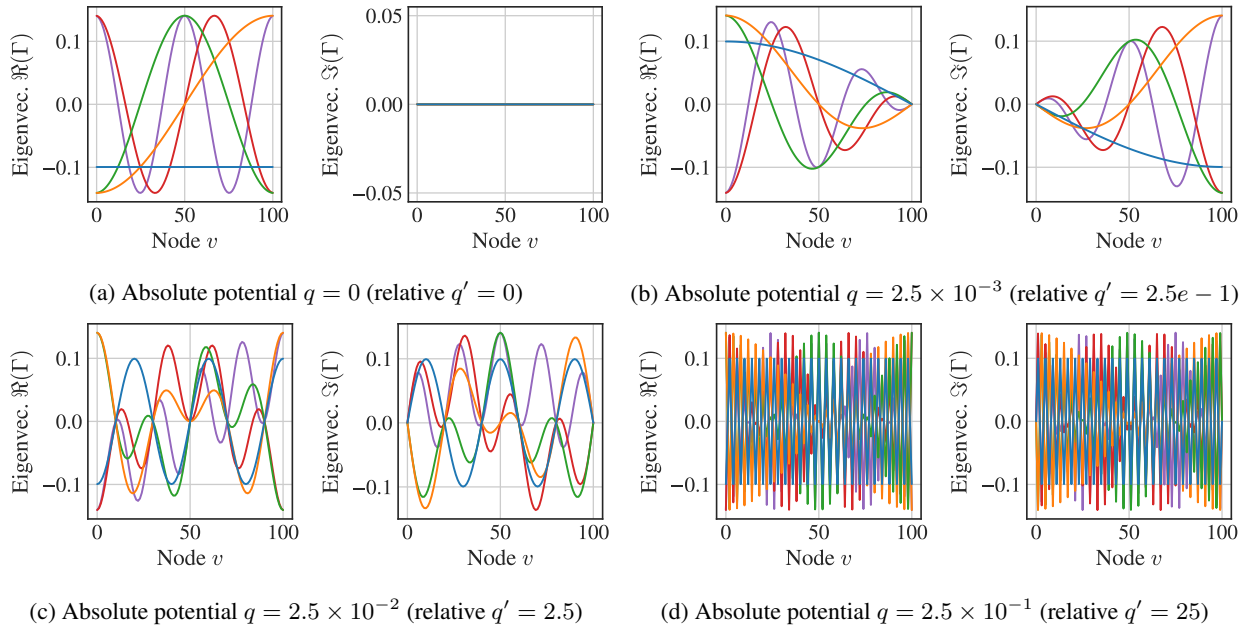


Figure D.4: Eigenvectors of Magnetic Laplacian ([Eq. D.1](#)) for a sequence [Fig. 1a](#) with $n = 101$ nodes where we also include particularly large q values (see subcaptions).

Visualizations. We next validate our choice for $q = q'/d_G$ with *relative potential* q' (see [§ 3](#)) and graph specific normalizer $d_G = \max(\min(\bar{m}, n), 1)$. In [Fig. D.3](#), we show the imaginary value of the first eigenvector for different exemplary graphs. We see that for the conflict-free sequence with longest path distance \bar{m} , $2\pi/q'$ is the total induced phase shift. For all shown graphs, with $q' \leq 1/4$ we could reorder the graph nodes using a simple sort operation (up to ties and cycles). We argue that this is a desirable property for directional positional encodings. We demonstrate this ability in [§ D.3](#). Moreover, in [Fig. D.4](#), we contrast the eigenvectors of the combinatorial Laplacian (a) as well as Magnetic Laplacian with reasonable $q' = 1/4$ (b) to very high values for potential q (c-d). For the large potentials q , the resulting oscillations in the direction can be of

high frequency (relatively to n). Consequently, it seems neither helpful nor necessary to choose high potential values q . Our graph-specific normalization avoids such degenerate cases.

D.2. Sign, Scale and Rotation

As discussed in § 3, if γ is an eigenvector of L then so is $c\gamma$, even if $c \in \mathbb{C}$ with $|c| > 0$ (proof: $cL\gamma = c\lambda\gamma \implies L(c\gamma) = \lambda(c\gamma)$). One way to cope with this is to fix c s.t. the neural network does not need to be invariant w.r.t. to arbitrary factors c . We note that this is much more challenging for complex eigenvectors as than it is for real-valued eigenvectors.

For the subsequent procedure it is important that the maximum relative phase shift is less than $1/2\pi$. Our choice of potential q ensures this. We give an algorithmic description in Fig. D.1.

Algorithm D.1 Normalize Eigenvectors

```

1: Input: Eigenvectors  $\Gamma \in \mathbb{C}^{n \times k}$ 
2:  $j \leftarrow \operatorname{argmax}(|\Re(\Gamma)|, \text{axis} = 0)$  // shape  $k$ 
3:  $s \leftarrow \operatorname{sign}(\Re(\Gamma)[0 : n - 1, j])$  // shape  $k$ 
4:  $\Gamma \leftarrow s \odot \Gamma$ 
5:  $j \leftarrow \max(\Im(\Gamma[:, 0]))$  // scalar
6:  $\alpha \leftarrow \angle(\Gamma[j, :])$ 
7:  $\Gamma \leftarrow \exp(i\alpha)^\top \odot \Gamma$ 
8: Return  $\Gamma$ 

```

Sign and scale. For the scale we choose c for all eigenvectors s.t. Γ is unitary. However, this still allows for choosing the sign / direction as well as rotation. For the sign, we choose maximum real component for each γ to be positive.

Rotation. For the rotation, we search first for the source node with greatest phase $\arg \max_v \angle(\Gamma_{v,0}) = u$. Then we use this node as “origin”. That is, we rotate *all* eigenvectors: $\angle(\Gamma_{u,j}) = 0, \forall j \in \{0, 1, \dots, n - 1\}$.

D.3. Reorder Permuted Graphs

We can also use the Magnetic Laplacian for reordering permuted graphs, up to ties. For example, we ties have in a balanced binary tree (Fig. A.1c or A.1g) stemming from the equal distance to the root node. For the three exemplary graphs in Fig. D.5, D.6, and D.7 we show that the eigenvectors of the Magnetic Laplacian can be used to reorder directed graphs. First, we permute the nodes arbitrarily, perform the eigendecomposition, and, lastly reorder the graphs after applying our normalization scheme for the eigenvectors (§ D.2). We naively recover the order by $\text{idx} = \operatorname{argsort}(\Im(\gamma_0))$.

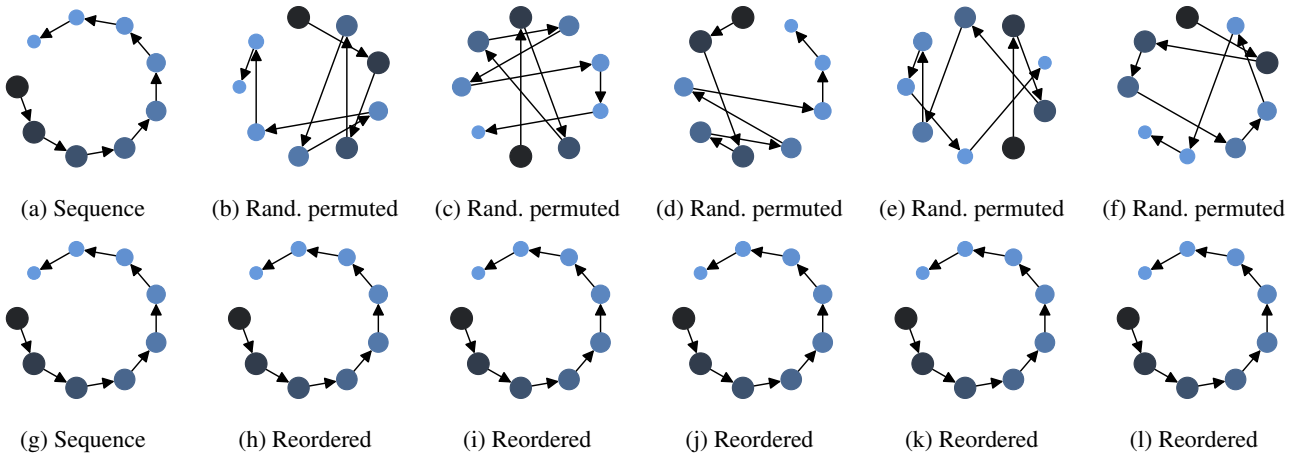
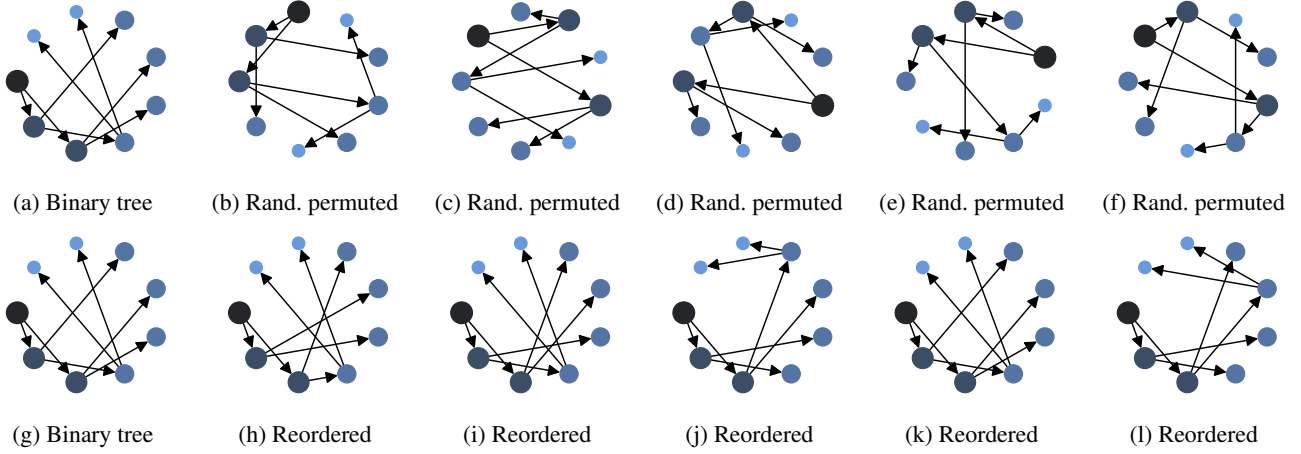
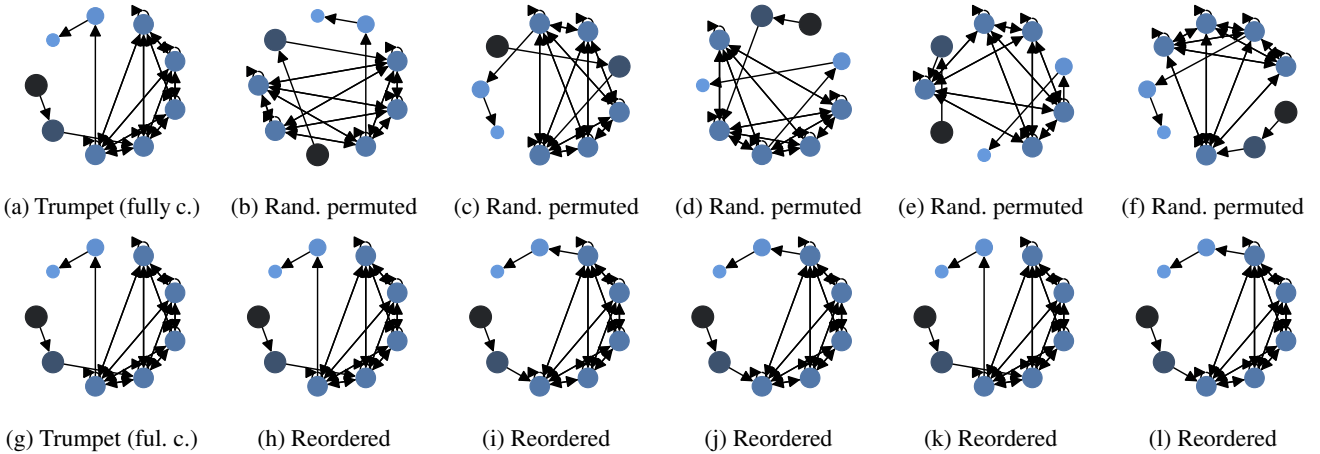


Figure D.5: Reordering of randomly permuted sequence Fig. A.1a with $\text{idx} = \operatorname{argsort}(\Im(\gamma_0))$.

Figure D.6: Reordering of randomly permuted binary tree Fig. A.1c with $\text{idx} = \text{argsort}(\Im(\gamma_0))$.Figure D.7: Reordering of randomly permuted trumpet with fully connected middle part Fig. A.11 with $\text{idx} = \text{argsort}(\Im(\gamma_0))$.

D.4. Comparison to Singular Value Decomposition

One could also use the Singular Value Decomposition (SVD) $U\Sigma V$ to obtain structure-aware positional encodings. Specifically, [Hussain et al. \(2022\)](#) argue that a low-rank approximation (via SVD) of the adjacency matrix yields general positional encodings that are also suitable for directed graphs. In contrast to the eigendecomposition, the singular values and singular vectors are real also if decomposing asymmetric matrices. However, it is questionable if the SVD of the adjacency matrix has desirable properties.

For example, a low-rank approximation of the adjacency matrix of a directed sequence Fig. A.1a simply filters out some of the edges. Specifically, a 2-rank approximation for a directed sequence with $n = 5$ nodes is

$$\mathbf{A} = \begin{bmatrix} 0 & \mathbf{1} & 0 & 0 & 0 \\ 0 & 0 & \mathbf{1} & 0 & 0 \\ 0 & 0 & 0 & \mathbf{1} & 0 \\ 0 & 0 & 0 & 0 & \mathbf{1} \\ 0 & 0 & 0 & 0 & 0 \end{bmatrix} \approx \begin{bmatrix} 0 & 0 \\ 1 & 0 \\ 0 & 1 \\ 0 & 0 \\ 0 & 0 \end{bmatrix} \begin{bmatrix} 1 & 0 \\ 0 & 1 \end{bmatrix} \begin{bmatrix} 0 & 0 & 1 & 0 & 0 \\ 0 & 0 & 0 & 1 & 0 \end{bmatrix} = \begin{bmatrix} 0 & \mathbf{0} & 0 & 0 & 0 \\ 0 & 0 & \mathbf{1} & 0 & 0 \\ 0 & 0 & 0 & \mathbf{1} & 0 \\ 0 & 0 & 0 & 0 & \mathbf{0} \\ 0 & 0 & 0 & 0 & 0 \end{bmatrix} \quad (\text{D.6})$$

One could obtain appropriate results if using well-suited matrices like the combinatorial Laplacian for undirected graphs or the Magnetic Laplacian for directed graphs. However, then the alleged advantage of the SVD for directed graphs vanishes.

That is, the singular vectors of a Hermitian Matrix are complex $U \in \mathbb{C}^{n \times n}$ and $V \in \mathbb{C}^{n \times n}$ and not real. Moreover, one needs to account then for the (slightly different) properties of the SVD, like its sign ambiguity $U\Sigma V = (-U)\Sigma(-V)$.

E. Weighted Graphs

Our positional encodings based on random walks as well as the Magnetic Laplacian straight-forwardly generalize to weighted graphs. Here the adjacency matrix $A \in \mathbb{R}_{\geq 0}^{n \times n}$ contains positive real-valued weights².

For the random walk encodings, all equations in § 4 are directly applicable, however, for the (Magnetic) Laplacian one needs to adjust the strategy for symmetrizing the graph and potentially how to choose potential q . Specifically, for weighted graphs, the smallest eigenvalue of the Magnetic Laplacian solves

$$\min_{\mathbf{x} \in \mathbb{C}} \frac{\bar{\mathbf{x}}^\top \mathbf{L}^{(q)} \mathbf{x}}{\bar{\mathbf{x}}^\top \mathbf{x}} = \frac{1}{2} \sum_{(u,v) \in E_S} w_{u,v} |\Gamma_{u,0} - \Gamma_{v,0} \exp(\Theta_{u,v}^{(q)})|^2 \quad (\text{E.1})$$

where $w_{u,v}$ is the weight for edge (u, v) in the then weighted symmetrized adjacency matrix A_s .

F. Experimental Setup

We use the AdamW optimizer (Loshchilov & Hutter, 2019) and employ early stopping, using the validation data. Moreover, we apply adaptive gradient clipping (AGC) as proposed by Brock et al. (2021) and decay the learning rate with cosine annealing (Loshchilov & Hutter, 2017) (we report peak learning rate in Table F.1). For the playground tasks § 5 we train on one Nvidia GeForce GTX 1080TI with 11 GB RAM. For training the models on the sorting network correctness and function name prediction we use four Google Cloud TPUv4 (behaves like 8 distributed devices).

Models. We study two architectures: Fig. F.1a a standard transformer encoder that relies on the positional encodings for structure awareness and Fig. F.1b a hybrid GNN transformer architecture, also called Structure Aware Transformer (Chen et al., 2022). The latter is motivated via the connection of the self-attention to kernels and the GNN resembles here a learnable graph kernel. Additionally, the Structure Aware Transformer uses the node degree for weighting the residual connection around self-attention in each transformer layer.

Batching. The maximum batch size per device is 48, except for the tasks in § 5, where we use a batch size of 96. Since we use JAX for our experiments, we have constraints on the tensor shape variations. Thus, in each batch, we consider graphs of similar size to avoid excessive padding. Moreover, we increase the batch size $4\times$ and $2\times$ if $n < 256$ and $n < 512$, respectively.

Hyperparameters. We choose the hyperparameters for each model based on a random search over the important learning parameters like learning rate, weight decay, and the parameters of AdamW (30 random draws for the sorting network and 50 for OGB). Due to the small and mostly insignificant differences, we consolidated the parameters for both architectures (Fig. F.1) and all positional encodings. That is, hyperparameters unspecific to the respective positional encoding are shared. Moreover, for the results in § 5, we use the parameters for the sorting network task (§ 6) without additional tuning. We list the important hyperparameters in Table F.1

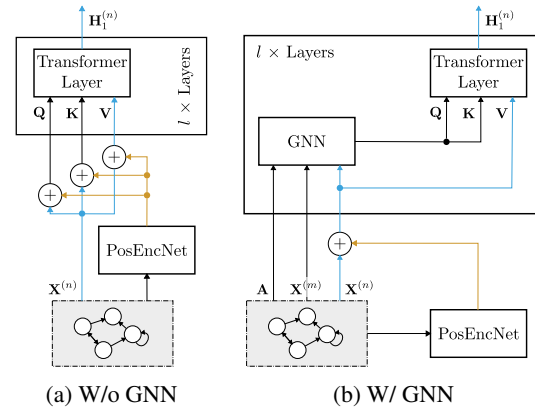


Figure F.1: Architectures of structure-aware transformers that we study in this work. (a) solely relies on positional encodings for structure awareness and (b) resembled the Structure Aware Transformer (SAT) (Chen et al., 2022). Analogously, to their architecture for the OGB Code2 dataset, here we omit the subgraph sampling. We only show the first of l layers. Subsequent layers $H^{(j)}$ for $1 \leq j \leq l$ operate on the input data besides the node embeddings. $H^{(l)}$ is used for the downstream task.

²The Magnetic Laplacian with negative weights $A \in \mathbb{R}^{n \times n}$ is not necessarily positive semi-definite

Table F.1: Selected hyperparameters

| | Model | Hyperparameter |
|-----------------------------------|------------------------------|---|
| Playground and Sorting Network | Base | 15 epochs sorting network / 30 epochs playground, learning rate $\eta = 4 \times 10^{-4} \times$ batch size, weight decay $\alpha = 6 \times 10^{-5}$, Adam $\beta_1 = 0.7, \beta_2 = 0.9$, AGC clipping 7.5×10^{-2} |
| | + Combinatorial Laplacian | Top $k = 25$ eigenvectors (degree normalized Eq. 3), dropout $p_{\text{pos}} = 0.15$ |
| | + Magnetic Laplacian | Top $k = 25$ eigenvectors (deg. norm.), rel. potential $p' = 1/4$, dropout $p_{\text{pos}} = 0.15$ |
| | + Random Walk | $k = 3$ random walk steps, personalized page rank restart probability $p_r = 0.05$ |
| OGB Code2 | Sequential data | 15 epochs, learning rate $\eta = 3 \times 10^{-3} \times$ batch size, weight decay $\alpha = 7.5 \times 10^{-5}$, Adam $\beta_1 = 0.75, \beta_2 = 0.935$, AGC clipping 0.1, 3 mess. passing steps |
| | Our dataset constr. | 15 epochs, learning rate $\eta = 3 \times 10^{-3} \times$ batch size, weight decay $\alpha = 6 \times 10^{-5}$, Adam $\beta_1 = 0.9, \beta_2 = 0.95$, AGC clipping 5×10^{-2} , 3 mess. passing steps |
| | + Magnetic Laplacian | Top $k = 25$ eigenvectors (deg. norm.), rel. potential $p' = 1/4$, dropout $p_{\text{pos}} = 0.15$ |
| | + Random Walk | $k = 3$ random walk steps, personalized page rank restart probability $p_r = 0.05$ |

G. Scalability

Both positional encodings, namely random walks (§ 4) and eigenvectors of Magnetic Laplacian (§ 3) can be calculated efficiently. Although, for the random walk encodings one has to be cautious since even for a small number of steps k the transition matrix becomes practically dense (complexity $\mathcal{O}(n^2)$) if not using some sparsification technique. For the scalability of personalized page rank encodings within a neural network, we refer to (Bojchevski et al., 2020).

Moreover, we only study the standard self-attention that scales with $\mathcal{O}(n^2)$. Scalable alternatives were extensively studied (e.g. (Choromanski et al., 2020; Kitaev et al., 2020)), also covering the graph domain (Dwivedi & Bresson, 2021; Rampášek et al., 2022). It is straightforward to apply our positional encodings to most of these approaches.

H. Magnetic Laplacian Hyperparameter Study

In Fig. H.1, we study the influence of the number of eigenvectors k and the potential q if using the Magnetic Laplacian positional encodings (Fig. 4a) on the sorting network task. We observe that our approach is not very sensitive to small changes of the hyperparameters. That is, the choice $k = 25$ and $q' = 0.25$ seems to be a sensible default. If interpreting the minor fluctuations, one could conclude that too few eigenvectors hurt performance and so do too many eigenvectors. For q' (with our relative scaling to the graph), it seems to be sufficient to choose $0.1 \leq q \leq 0.25$. Due to the graph specific scaling, the potential q adapts to the graph size and topology. We also tried a fixed and sufficiently small absolute potential q similar to the sinusoidal positional encodings, however, we did not observe significant differences, except for the increased tuning effort.

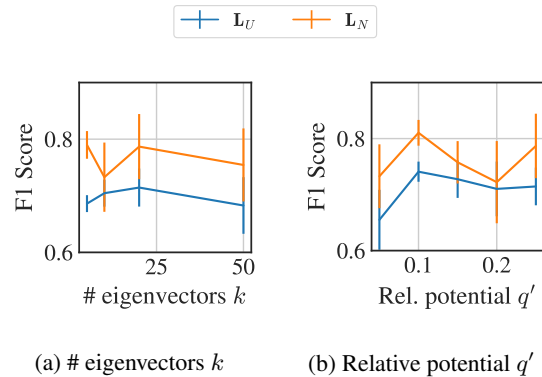


Figure H.1: Hyperparameter study for a transformer encoder with Magnetic Laplacian positional encodings (sorting network).

I. Random Walk Hyperparameter Study

We next study our most important design choices along the impact of the number of random walk steps k . We find that these decision are rudimental for random walk positional encodings on directed graphs and that two or three random walk steps k are sufficient for this task.

In Fig. I.1a, we show the random walk encodings alike Li et al. (2020). That is, solely relying on the transition matrix $T = AD_{out}^{-1}$, without backward direction and without Personalized Page Rank (PPR). In Fig. I.1b, we show the results with reversed random walk (transition matrix $R = A^T D_{in}^{-1}$). In Fig. I.1c, we study the random walk encodings as presented in § 4, including backward random walk and PPR. Both, choices substantially boost performance, although, for PPR the gains diminish for $k > 3$ (on the admittedly small graphs in this task).

| | F1 | | RMSE | | F1 | | RMSE | | F1 | | RMSE | | |
|---------|---------------|-------------|----------------|----------------|---------------|-------------|----------------|----------------|---------------|-------------|----------------|----------------|------|
| $k = 1$ | 0.80 | 0.29 | 1.64 | 2.46 | 0.89 | 0.58 | 1.43 | 2.28 | 0.99 | 0.84 | 1.17 | 1.69 | val. |
| | 0.76 | 0.23 | 1.76 | 2.59 | 0.86 | 0.50 | 1.47 | 2.42 | 0.98 | 0.78 | 1.23 | 1.81 | test |
| $k = 2$ | 0.89 | 0.49 | 1.50 | 2.28 | 0.98 | 0.86 | 1.20 | 1.88 | 1.00 | 0.94 | 1.14 | 1.52 | val. |
| | 0.87 | 0.39 | 1.53 | 2.41 | 0.96 | 0.79 | 1.25 | 2.02 | 0.99 | 0.91 | 1.20 | 1.65 | test |
| $k = 3$ | 0.92 | 0.63 | 1.44 | 2.16 | 0.99 | 0.94 | 1.07 | 1.51 | 1.00 | 0.97 | 1.09 | 1.34 | val. |
| | 0.91 | 0.56 | 1.47 | 2.29 | 0.99 | 0.91 | 1.13 | 1.64 | 0.99 | 0.94 | 1.15 | 1.46 | test |
| $k = 4$ | 0.94 | 0.72 | 1.40 | 2.06 | 1.00 | 0.97 | 1.00 | 1.29 | 1.00 | 0.97 | 1.13 | 1.15 | val. |
| | 0.92 | 0.66 | 1.44 | 2.19 | 0.99 | 0.95 | 1.06 | 1.42 | 0.99 | 0.95 | 1.18 | 1.27 | test |
| $k = 5$ | 0.95 | 0.76 | 1.37 | 1.89 | 1.00 | 0.98 | 0.95 | 1.20 | 1.00 | 0.98 | 1.04 | 1.06 | val. |
| | 0.93 | 0.71 | 1.41 | 2.01 | 1.00 | 0.96 | 1.01 | 1.32 | 1.00 | 0.97 | 1.10 | 1.18 | test |
| | reach. (1) | adj. (2) | u. dist (3) | d. dist (4) | reach. (1) | adj. (2) | u. dist (3) | d. dist (4) | reach. (1) | adj. (2) | u. dist (3) | d. dist (4) | |

(a) W/o rev., w/o PPR (Li et al., 2020) (b) W/ reversal, w/o PPR (c) W/ reversal, w/ PPR

Figure I.1: Hyperparameter study for random walk encodings on the playground tasks: (1) *reachability*, (2) *adjacency*, (3) *undirected distance*, and (4) *directed distance* Dark green encodes the best scores and bright green bad ones. For F1 score high values are better and for RMSE low values.

J. Sorting Networks Dataset Construction

We give the data generation process for a single sorting network in Algorithm J.1. Additionally, we only consider sorting networks with less than 512 comparators and abort early if this bound is exceeded. Since adding a comparator cannot diminish any progress of the sorting network, we only need to generate all possible test sequences once in the beginning and sort them successively. Moreover, we make use of the so-called “0-1-principle” (Knuth, 1973). That is, if a sorting network sorts all possible sequences in $\{0, 1\}^p$, then it sorts all possible sequences consisting of comparable elements. Once a valid sorting network was constructed, we drop the last comparator $C[:, -1]$ for an instance of an incorrect sorting network. Moreover, for test and validation, we include another (typically incorrect) sorting network via swapping the order of comparators $C[:, -1]$.

K. Sorting Networks Are Near-Sequential

All the comparators perform a data-dependent in-place swap operation. In other words, there are no buffers to store e.g. a value at the beginning of the program and retrieve it at the end. Consequently, edges in the resulting directed graph (e.g. Fig. 6) are typically connected to close ancestor nodes and align well with the main diagonal of the adjacency matrix. We give an example in Fig. J.1. For this reason, we call the graphs in the sorting network task *near-sequential*.

Due to the near-sequentiality, sinusoidal positional encodings are intuitively an appropriate choice (see § 2). However, even these near-sequential graphs can have a huge amount of topological sorts. Enumerating all topological orders for the training instances rarely terminates within a few minutes (using python). We estimate, that the number of topological sorts typically

Algorithm J.1 Generate Sorting Network

```

1: Input: Number of nodes set  $N$ 
2: Sample uniformly  $n \sim U(N)$ 
3: Empty list of comparators  $C \leftarrow []$ 
4: Unsorted sequences  $S \leftarrow$  all possible sequences( $\{0, 1\}, n$ )
5: Unsorted locations  $L \leftarrow \{0, 1, \dots, n - 1\}$ 
6: while  $|S| \geq n + 1$  do
7:   Sample uniformly  $(u, v) \sim U(L)$  without replacement
8:   if  $(u, v) \neq C[-1]$  then
9:      $C \leftarrow C + [(u, v)]$ 
10:     $S \leftarrow$  sort positions( $S, u, v$ )
11:     $L \leftarrow$  determine unsorted( $S$ )
12:   end if
13: end while
14: Return  $C$ 

```




Figure J.1: Sorting networks are *near-sequential* since the edges align well with main diagonal.

exceeds 1×10^6 . This, surprisingly high number of topological sorts could be the reason why the positional encodings for directed graphs are superior to the sinusoidal encodings (see § 6) and shows the significance of this relationship.

L. Application: Function Name Prediction

We next describe how we construct the directed graph in the function name prediction task. Recall, that we construct a data-flow-centric directed graph that is also able to handle the sharp bits like if-else, loops, and exceptions. In our graph, we avoid sequential connections that originate from the sequence of statements in the source. We aim for a similar reduction of the input space size to the sorting network task § 6. To explain how we construct this graph, we will first give a high-level description of the design narratives. Then, we include the Abstract Syntax Tree (AST) in the discussion.

Design principles. In Fig. L.1, we give an example function and give a data-flow-centric dependency graph for the actual computations. The function can be clustered into three blocks (excluding function definition and return statement): (1) variable d is calculated, (2) if-else-statement for refining the value of variable a , and (3) variable b is changed if negative. These three blocks are each represented by a grey box. Further, we highlight (sub-) blocks white that correspond to the bodies of the if-else statement.

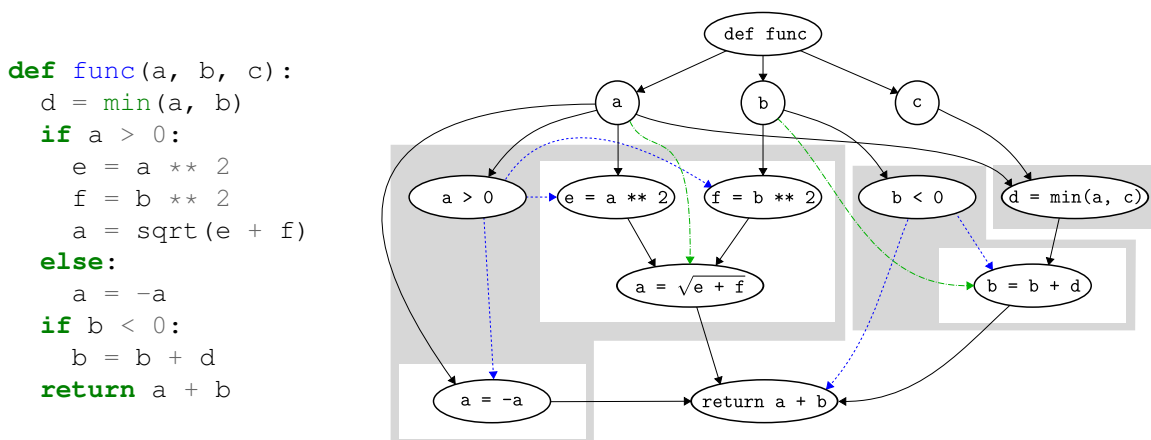


Figure L.1: Exemplary data-flow-centric graph construction

We connect nodes based on the required inputs for the computation (aka data flow). Moreover, we add edges to describe the control flow of the if-statements (dashed blue lines). Last, we add edges if values are being overwritten (dash-dotted green

line). Conceptually, we generate a Directed Acyclic Graph (DAG) for each block and then recursively traverse the hierarchy and connect the contained instructions. Hence, the resulting graph is not necessarily acyclic.

Order of computation. In this example, each computation can only take place after all its immediate ancestors have been calculated (and if these values are kept in memory). Vice versa, all computations could take in arbitrary order as long as the parent nodes have been executed. For general functions, the picture is a bit more complicated (but similar) due to, for example, loops, exceptions, or memory constraints.

Hierarchy. To generate the connections we rely on the fact that (Python) code can be decomposed into a hierarchy of blocks. Except for ancestor and successor nodes, these blocks build a mutually exclusive separation of instructions. This decomposition is what an AST provides. While also prior work uses ASTs for their graph construction, they retain the sequential structure of the source code in the graph construction. For example in Fig. L.2a, we show the graph constructed by the OGB Code2 dataset (Hu et al., 2020) for the code in Fig. L.3. From this, it should be clear without additional explanation why we argue that the AST solely enriches the sequence of code statements with a hierarchy. In stark contrast, our graph construction (Fig. L.2b) is by far not as sequential.

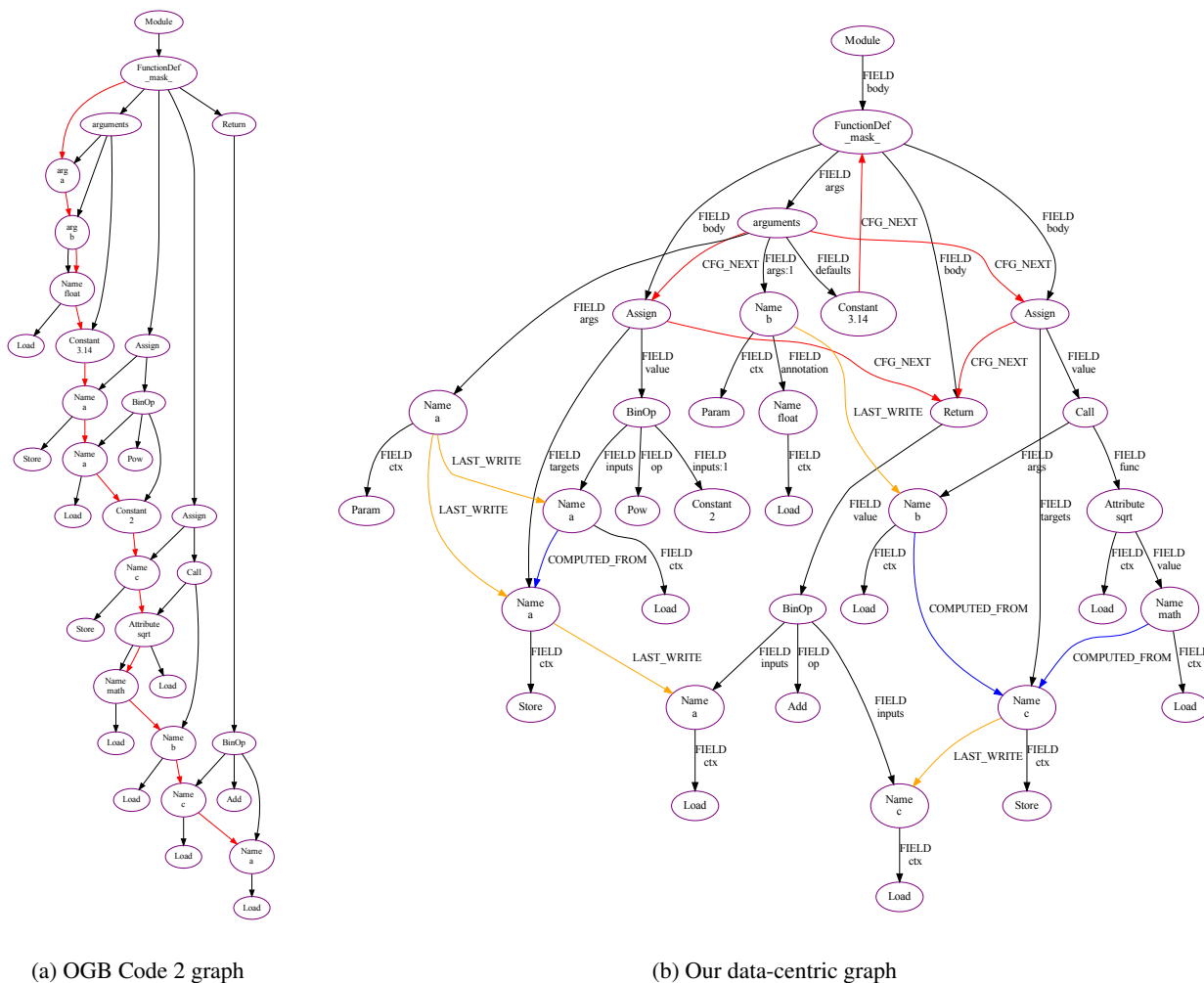


Figure L.2: Comparison of OGB Code2’s graph construction to ours.

Sequentialization. Generating semantically equivalent sequences of program statements from such a directed graph is more challenging than determining feasible orders of computation or in the sorting network task § 6. For example, in DAG of Fig. L.1, not every possible topological sort corresponds to a possible sequentialization of the program. To determine sequentializations one needs to consider the hierarchical block structure. For example, it is possible to reorder the blocks

highlighted in grey, depending on their dependencies. However, our data and control flow does not capture all dependencies required to generate the program. For example, as already hinted above, one caveat resides in the availability of intermediate values. Although the first block (to determine d) and second block (if else construct) are independent in the shown graph, *overwriting* the value of a has not been modeled. In other words, it would make a difference to swap these blocks since a changes its value in the second block. Thus, for constructing a possible sequence of program instructions, we would also need to address changing variable values. For example, we could assign a new and unique name after changing a variable's value (as in functional programming or like a compiler does). Alternatively, adding further edges could be sufficient. Nevertheless, these dependencies are not important for the semantic meaning of a program.

OGB's graph construction first converts the source to AST and adds additional edges to simulate the sequential order of instructions. In Fig. L.2a, the black edges are the edges from the AST and the red edges for the sequential order.

Our graph construction. We also construct the AST from source (FIELD edges) and build on top of the graph construction / static code analysis of Bieber et al. (2022). In the example in Fig. L.2b, we have the same amount of nodes as Fig. L.2a except for two "Param" nodes belonging to the argument nodes.

Similarly to the example in Fig. L.1, we augment the AST with additional edges mimicking the data flow and program flow. Here, we have Control Flow Graph edges `CFG_NEXT` that model the possible order of statement execution. Moreover, the variable nodes (close to leaf nodes) are connected by `LAST_WRITE` and `CALCULATED_FROM` edges. These edges model where the same variable has been written the last time and from which variables it was constructed. Additionally, we use a `CALLS` edge that model function calls / recursion (not present in this example). Thereafter, since the task is function name prediction, we need to prevent data leakage. For this, we mask the occurrences of the function name in its definition as well as in recursive calls.

Comparison to Bieber et al. (2022). We largely follow them and build upon their code base. The most significant difference is the avoidance of unnecessary sequentialism. Specifically, (1) their `CFG_NEXT` edges connect instructions sequentially while ours form a dependency graph, and (2) we omit their `LAST_READ` edges. Moreover, we address commutative properties of the basic python operations (And, Or, Add, Mult, BitOr, BitXor, and BitAnd). This can also be observed in Fig. L.2b, where we name the edges for the inputs to these operations `input` and concatenate `:<order>` if the operation is non-commutative and `<order> > 1`. Last, we do not reference the tokenized source code and choose a less verbose graph similar to OGB.

Sequentialization. Reconstructing the code from AST is a straightforward procedure. Following our discussion above, we need to acknowledge the hierarchical structure to retrieve valid programs. Fortunately, this hierarchical structure is provided by the AST. However, similar to the example above, we do not model all dependencies for an immediate sequentialization. However, as stated before, these dependencies are not important for semantics. Thus, we most certainly map more semantically equivalent programs to the same directed graph, as if we would compare to a graph construction that models all dependencies.

```
def transform_add(
    a, b: float = 3.14):
    a = a**2
    c = math.sqrt(b)
    return c + a
```

Figure L.3: Code used for Fig. L.2.