

A Mental Model Based Theory of Trust

Zahra Zahedi
School of Computing and AI
Arizona State University
Email: zzahedi@asu.edu

Sarath Sreedharan
Department of Computer Science
Colorado State University
Email: sarath.sreedharan@colostate.edu

Subbarao Kambhampati
School of Computing and AI
Arizona State University
Email: rao@asu.edu

Abstract—Handling trust is one of the core requirements for facilitating effective interaction between the human and the AI agent. Thus, any decision-making framework designed to work with humans must possess the ability to estimate and leverage human trust. In this paper, we propose a mental model based theory of trust that not only can be used to infer trust, thus providing an alternative to psychological or behavioral trust inference methods, but also can be used as a foundation for any trust-aware decision-making frameworks. First, we introduce what trust means according to our theory and then use the theory to define trust evolution, human reliance and decision making, and a formalization of the appropriate level of trust in the agent. Using human subject studies, we compare our theory against one of the most common trust scales (Muir scale) to evaluate 1) whether the observations from the human studies match our proposed theory and 2) what aspects of trust are more aligned with our proposed theory.

I. INTRODUCTION

As AI-powered systems are becoming evermore pervasive in our day-to-day lives, the need to develop effective and intuitive interaction mechanisms between the human and the AI agent has become a pressing challenge. A core mechanism that will determine the effectiveness of such interactions— and in the long run the human’s readiness to work with the system— is the level of trust they place on the system. Thus, understanding, estimating, and engendering an *appropriate level of trust* in the human end-users are challenging open problems that need to be addressed for meaningful deployment of AI systems in critical scenarios. Here the qualification of engendering ‘*appropriate level*’ is quite critical, as human’s over trust or misplaced trust on the system could lead to critical problems such as automation bias and complacency [20], with possibly detrimental effects. On the other hand, lack of trust can result in the human user ignoring the system’s capability and as a result lower team performance [16, 5, 27]. Designing such a trust-aware AI system or framework requires a generalized and consistent formalization of trust that can be used in different decision-making frameworks.

The field with the most mature works on formalizing trust is without doubt psychology [14]. Psychological works tend to treat human trust level as an internal mental attribute that can only be indirectly elicited. A popular tool introduced for eliciting and estimating trust by such works is through the use of self-report scales [19, 25, 6]. Works have also looked at developing methods for estimating trust-levels through eye-tracking [12], social [15] and other behavior [26, 28] cues. Unfortunately, directly using these measures to drive agent

behavior remains quite challenging. Questionnaire based measurement methods could be quite cumbersome and disruptive, while methods that use cues and other measurements tend to be imprecise and unreliable. This paper provides a formalization of trust that can not only be used as a predictive method to infer trust, which is comparable with self-reported scales, but given the fact that it leverages mental models, our model can easily be applied in the context of human-aware techniques for generating interpretable behaviors [24].

The goal of this paper is to propose a psychologically plausible computational account for certain aspects of human trust. This computational theory of trust can be then used as a basis to develop alternate approaches to estimate and model the evolution of a user’s trust in a given system. Our formulation lends itself to be directly incorporated into modern AI-based decision-making systems. In particular, we formalize a *mental model based theory of trust (MMbTT)* that frames the human trust of an AI system in terms of the human’s mental models and beliefs about the system.

In this framework (see Figure 1), we will contextualize the human’s trust and their consequent choice on whether or not to rely on the system in terms of their mental model of the agent (captured by a set of models \mathbb{M}_h^R) and their pre-existing expectations about the optimal way of solving the task (captured using the model \mathcal{M}_h^*). The agent on the other hand can either use behavior generated through its model (i.e. \mathcal{M}^R), or explanations about its model, to influence both the user’s expectations about the agent and their expectations about the task. We use this framework to formalize the appropriate level of trust and model trust evolution. Using human subject studies we evaluate the effectiveness of our proposed framework by showing that our method is comparable with self-report scales such as Muir questionnaire [19] that is a well established method to use.

II. RELATED WORK

One of the foundational works in quantifying and measuring trust is the Muir Scale [19]. In the original Muir scale, trust is usually described in terms of four factors, namely reliability, predictability, faith, and overall trust. Since its original proposal, many extensions of the scale have also been proposed. Outside of the Muir questionnaire, [6] based trust measurement on perceived reliability, perceived technical competence, perceived understandability, faith, and personal attachment. The authors in [25] gathered words from the dictionary, and trust literature

and asked participants in their study to evaluate the words to develop a trust scale with four sub-categories (capability, ethical, sincere, and reliable). An empirical scale with twelve factors was also developed to measure non-directed feeling of trust in automated systems by [13]. Some researchers (cf. [18]) have also considered self-reported trust scales that focus on both explicit and implicit predictors, where factors like propensity to trust machines and implicit attitude toward automation are considered implicit factors and perceived trust as explicit one. While there exist many self-reported trust scales based on subjective measures, there are other lines of work that try objective measures for predicting trust. Examples of such work include examining trust with eye tracking movement such as duration, sequence, and frequency of fixations for common tasks [12]. One could also use nonverbal cues as a basis to develop computational models that predict trust-related outcomes [15]. There are works also on psychophysiological approaches for devising a predictive model of trust in which they use skin responses (data from primarily galvanic skin response), and neural measures such as EEG and heart rate variability (HRV) [1, 10].

Furthermore, there are computational models to infer trust based on human behavior. Examples of this include the Online Probabilistic Trust Inference Model (OPTIMo) [26] and its extensions [9, 23]. OPTIMo is one of the pioneers in this area in which they capture trust as a latent variable in a dynamic Bayesian network. This network represents the relationships between trust and its related factors and the evolution of trust states over time. OPTIMo uses a technique for estimating trust in real-time that depends on the robot’s task performance, human intervention, and trust feedback.

Although objective measures can be considered as an improvement over self-reported scales because they are less disruptive and they can be collected in real-time, these methods are still not confirmed to be reliable and might not exhibit measurement invariance [14, 3]. Additionally, they may still need to rely on self-reported trust scales for validation. Furthermore, it isn’t still clear how those methods can further be used in conjunction with methods like explanation [4], explicability and predictability [29] and legibility [7] for engendering trust.

III. INTERACTION SETTING

Our scenario consists of two agents types, an AI agent (denoted by R) and the human user trying to derive useful decisions from the agent (denoted by H). We will model each agent that is part of the scenario as a model-based agent: the agent uses a model to not only derive its own decisions but to form expectations about what other agents might or should do. Note that we use the term “model” loosely to mean any formal model that encodes, among other things, an agent’s beliefs about task objectives, state of the world and how the world may evolve on its own or in response to an agent action. There exist a wide variety of options for what the models might be (for example they may be MDPs [21], POMDP or symbolic models like PDDL [8]). We only require that the models used

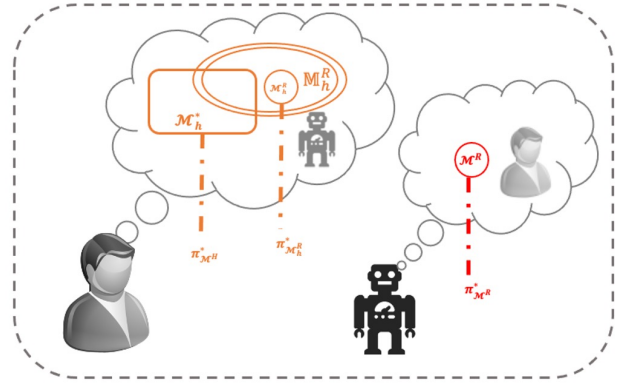


Fig. 1: A schematic representation of the mental model based theory of trust. \mathcal{M}^R is the task model that the AI agent ascribes to itself; \mathbb{M}_h^R is set of models the human may ascribe to the agent; \mathcal{M}_h^* is the human’s task model that captures their expectations about the task.

by an agent are in a form that they can used to derive the required decision or expected decisions.

As apparent from Figure 1, our theory of trust consists of the interaction between three groups of models. We will provide a detailed description of each type of model and our theory of trust.

Model of the agent \mathcal{M}^R : This is the model the AI agent ascribes to itself. This determines what actions the agent believes they could perform and the objectives and preferences they are trying to satisfy.

Set of the human’s models of the agent \mathbb{M}_h^R : This set consists of the models the human may ascribe to the robot, such that each model $\mathcal{M}_h^R \in \mathbb{M}_h^R$ is, as far as the human is concerned, could be the actual model being used by the agent to derive its decisions. Each model is also associated with some likelihood (P_M) that corresponds to the human’s degree of certainty that a specific model corresponds to the true model used by the agent.

Human’s task model \mathcal{M}_h^* : This model is meant to capture the expectations the human may have about the task that is independent of what they believe the agent is capable of performing. In our theory of trust, this model will mostly act as a way to capture the human’s expectations about the idealized way of completing the task. Such expectation may be formed from their beliefs about the human’s own ability to complete the task or may even come from other sources (either from observing more experienced users, or the expectations may be carried over from institutional expectations). One important point to note here is that this is the human’s belief about the ideal way of solving the task and need not reflect the true optimal ways of solving the task for the robot. Additionally, to allow Bayesian reasoning, we will assume that at least some of the models in the set \mathbb{M}_h^R can generate solutions comparable to those that are generated by \mathcal{M}_h^* , however, the prior likelihood



Fig. 2: The robot should pick up the coffee powder from the topmost shelf and the cup from the lower one to make coffee.¹

on those models may be quite low.

IV. RUNNING EXAMPLE

In this section, we will consider a running example that we will use throughout the paper to highlight the various elements of our model. Specifically, we will consider a robotic office assistant that has been tasked with making a cup of coffee. The cup and coffee powder needed by the robot to make the coffee has been placed on different shelves in the office (Figure 2). For the robot to achieve its goal, it needs to first retrieve the cup and the coffee powder from the shelves. The setting also contains a human supervisor observing the robot. The human supervisor can either decide to let the robot to execute the task or if they think the robot is incapable of successfully making coffee, they choose to do it themselves. While the human supervisor is aware of the robot goal, they may have uncertainty about the exact robot model (where \mathbb{M}_h^R represents the set of models the human thinks is possible). In this example, we will specifically assume that the human may consider four possibilities. As shown in the Figure 2, the package of coffee powder is placed on the topmost shelf, so the different models are related to how the robot gets the coffee package. The four models are as follows 1) $\mathcal{M}_h^{R^1}$: the robot can reach the topmost shelf on its own, 2) $\mathcal{M}_h^{R^2}$: the robot cannot reach the topmost shelf at all, 3) $\mathcal{M}_h^{R^3}$: the robot cannot reach the topmost shelf but it has a separate device that allows it to pick up things from high places 4) $\mathcal{M}_h^{R^4}$: the robot cannot reach the topmost shelf but there is a package of coffee powder in another room so the robot can go and grab the coffee from there (Though it needs to travel to a different office). The cost of the optimal plan in each model to achieve the goal according to these four models are different. For instance, the robot cannot achieve the goal in second model and thus the cost $C(\pi_{\mathcal{M}_h^{R^2}}^*)$ becomes ∞ . For the rest of the models that there is a plan to achieve the goal, the optimal plan in some of them are costlier than the others. In general the different

¹The 3D model of the white shelves and the coffee powder packets were taken from MADE.COM and Headsketch respectively. They are licensed under Creative Commons Attribution.

costs are as follows $C(\pi_{\mathcal{M}_h^{R^1}}^*) < C(\pi_{\mathcal{M}_h^{R^3}}^*) < C(\pi_{\mathcal{M}_h^{R^4}}^*)$. The human would want the task to be done in the most optimal way, so in this example we can say $\mathcal{M}_h^{R^1}$ generates a solution that is closer to the solution generated by human’s task model \mathcal{M}_h^* .

V. HUMAN’S TRUST AND THEIR RELIANCE

With the basic interaction setting in place, we are ready to provide a preliminary definition of trust and a way to model the user’s choice to rely on a specific AI agent.

a) *Trust*:: We will follow the recent definitions of trust [11] that tend to focus on the fact that trust is a contextual measure. This argues that trust as a measure is best understood in terms of one’s expectation on an agent to satisfy some specific contract as opposed to thinking of it as a general measure associated with the agent. In our model, the contract corresponds to the agent’s behavior meeting some specific performance guarantee (generally related to the quality of the solution). This contract, denoted as \mathcal{C} , will be formed by the human based on their model \mathcal{M}_h^* . In the running example, the contract is to achieve the goal of making coffee with a cost less than a specific value (e.g. $C_{\mathcal{M}_h^*}$). Now the *trust measure* ($\mathcal{T}(\mathcal{C})$), i.e., the numeric quantity reflecting the degree of trust the human places on the agent in the context, will be defined to be directly proportional to a monotonically increasing function over the likelihood the human places on the agent to satisfy the contract, i.e.,

$$\mathcal{T}(\mathcal{C}) \propto \mathcal{F}(P(\mathcal{C}^H))$$

Where the likelihood the human would believe the robot can satisfy the contract $P(\mathcal{C}^H)$ (\mathcal{C}^H is the random variable corresponding to the human belief that the contract will be satisfied) is, in itself, controlled by the human’s belief about the robot’s model. Specifically, we will assume that the human reasoning can be captured using the probabilistic graphical model presented in Figure 3(A) and the likelihood is given as

$$P(\mathcal{C}^H) = \sum_{\mathcal{M} \in \mathbb{M}_h^R} P(\mathcal{C}^H | \mathcal{M}) \times P_{\mathbb{M}}(\mathcal{M})$$

Where $P(\mathcal{C}^H | \mathcal{M})$ is the likelihood human associates with a model \mathcal{M} coming up with a solution that can satisfy a given contract \mathcal{C} .

Going back to the example, let us assume that the human thinks that all four models are equally likely. Then we have $P_{\mathbb{M}}(\mathcal{M}_h^{R^1}) = P_{\mathbb{M}}(\mathcal{M}_h^{R^2}) = P_{\mathbb{M}}(\mathcal{M}_h^{R^3}) = P_{\mathbb{M}}(\mathcal{M}_h^{R^4}) = \frac{1}{4}$. Regarding the likelihood human associates with a model coming up with a solution that can satisfy a given contract, we can assume it is a monotonic function over the cost of the optimal plan in that model. A common function one could adopt is a Boltzmann distribution over the cost of the optimal plan in that model, so we have $P(\mathcal{C}^H | \mathcal{M}_h^{R^i}) = e^{-\beta C(\pi_{\mathcal{M}_h^{R^i}}^*)}$, where β might be different from person to person. For the given contract, which requires that the cost of achieving the goal should be less than $C_{\mathcal{M}_h^*}$, the probability of achieving it in the second model is zero, while it is low in the third and

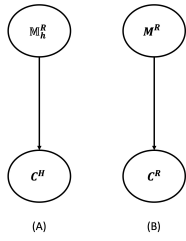


Fig. 3: A graphical model representing the probabilistic reasoning that is performed in this setting: Subfigure (A) captures the reasoning performed at the human’s end with \mathcal{C}^H being the random variable corresponding to the human’s belief that a contract \mathcal{C} will be satisfied. Similarly subfigure (B) represents the reasoning performed at the robot’s end, where \mathcal{C}^R captures whether the robot achieves the contract \mathcal{C}

fourth models and the probability is highest in the first model.

b) Modeling Trust Evolution: As the human’s trust is directly tied to their uncertainty about the agent model, their trust evolves as their belief over \mathbb{M}_h^R changes. As discussed earlier, we will be modeling humans as Bayesian reasoners in this context, and as they observe the new system behavior, the human would be expected to update their posterior over the models the system may hold. In particular, this belief evolution is expected to result in an increase in trust, if the updated model distribution causes the likelihood $P(\mathcal{C}^H)$, and by extension the trust measure $\mathcal{T}(\mathcal{C})$ to increase. Since the contract itself is drawn from the model \mathcal{M}_h^* , such increases in trust are usually achieved by placing more probability in models that are closer in performance to \mathcal{M}_h^* . Another way \mathbb{M}_h^R could be updated maybe through *explanations*.

Thus in the running example, the robot can achieve this either 1) by executing the behavior that is closer to the solution generated by \mathcal{M}_h^{R1} or 2) by providing model information that aligns with the model \mathcal{M}_h^{R1} . Either method would result in the human placing higher likelihood on $P_{\mathbb{M}}(\mathcal{M}_h^{R1})$ being the model and as a result increase $P(\mathcal{C}^H)$ and trust.

c) Formalizing Appropriate Levels of Trust: When one speaks of developing a framework to formalize trust and methods to engender trust, the common concerns raised are the ones related to *automation bias* and *automation complacency* [20].

Each of these scenarios is characterized by the users placing an unwarranted amount of trust in the agent’s capability, with possibly disastrous consequences. With our more formal grounding and definition of trust, we are now capable of formalizing what it means to engender an appropriate level of trust to avoid such issues. In particular, we can assert that the level of trust the human has in an agent with respect to a contract is appropriate if the likelihood the human associates with the system satisfying the contract is equal to the likelihood of the agent satisfying that contract, i.e., *trust level is appropriate*, if

$$P(\mathcal{C}^H) = \sum_{\mathcal{M} \in \mathbb{M}_h^R} P(\mathcal{C}^H|\mathcal{M}) \times P_{\mathbb{M}}(\mathcal{M}) = P(\mathcal{C}^R|\mathcal{M}^R).$$

Where \mathcal{C}^R is the random variable associated with the robot actually achieving the contract.

For instance, in the running example if we assume that the robot’s true model is the third model (the robot has the device to reach objects at high place), then the probability that the robot can satisfy the contract is less than the probability human associates with the robot achieving the contract. In that case, the human has put unwarranted trust on robot that needs to be addressed. This can again be achieved through generating behavior or explanation that can update the human’s belief about the robot’s true model.

d) Modeling Human’s Reliance: One of the important user behaviors that we are interested in capturing is whether the user is ready to accept the current decision given their trust in the agent. By grounding trust in terms of likelihood of goal achievement, we are now able to leverage decision-theory to model the expected values of the user choosing to accept (Acc) or not accept ($\neg Acc$) a given decision. For the choice Acc , there are two possibilities, the decision in fact satisfies the contract and thus receives some positive utility for being successful (U_{+c}) or it may fail in which case it gets a negative utility as a penalty (U_{-c}). The expected value of relying on the agent’s decision is thus given as

$$V^{\mathcal{C}}(Acc) = P(\mathcal{C}^H) * U_{+c} + (1 - P(\mathcal{C}^H)) * U_{-c}$$

While the value of choosing to not accept the agent is basically given as

$$V^{\mathcal{C}}(\neg Acc) = -1 * C_{\neg Acc}$$

Where $C_{\neg Acc}$ is the penalty associated with the user choosing to turn down a decision from the agent. The user would accept a given decision if $V^{\mathcal{C}}(Acc) > V^{\mathcal{C}}(\neg Acc)$. In the running example, we can say, $C_{\neg Acc}$ is related to the overhead the human should bear (e.g. from their supervisor) for not letting the robot do the task and the cost for human to make the coffee.

VI. EVALUATION THROUGH HUMAN SUBJECT EXPERIMENTS

In this section, we are evaluating our proposed theory by comparing it against an extension of the Muir trust Scale by [17] that extends the original questionnaire [19] by incorporating components of trust suggested by [2] and [22]. In this scale, trust is measured according to five components; competence, predictability, reliability, faith, and overall trust (see Table I). The total trust is calculated as the average over the five components. The central aspect of our theory we will be testing is whether one could in fact bring about change in trust (as measured by the questionnaire) by changing the human’s belief about the agent as predicted by our mental model theory. In particular, we will consider two groups of participants, namely, a positive update group wherein the participants’ original belief

about the agent’s capability to achieve the specific contract is increased in the course of the study; and a negative update group wherein the participants beliefs are reduced. As part of evaluating our theory, we will first test whether these two markedly different belief updates induces different levels of trust. Once this is established, we will be interested in studying whether the positive update group exhibits an increase in trust and whether the negative update exhibits a decrease. The specific hypotheses, we are interested in testing are as follows

- H1- The change in trust induced by an increase in likelihood of satisfying the contract is different from the one induced by a reduction in the likelihood of satisfying the contract.
- H2- Positive update group will present an increase in trust, as measured by the trust scales.
- H3- Negative update group will present an increase in trust, as measured by the trust scales.

Note that, we don’t expect the effect of our method to be uniform across the various factors used for the test measure, so we will be reporting how the method influence each dimension, in addition to the overall trust.

A. Experiment Setup

In the human studies, the participants were shown a robot assigned with a specific task. The task is described to the participants along with a set of robot attributes. The robot attributes included potential robot limitations and strengths. Instead of providing them with an exact task setting, the participants are given a set of possible settings and are told that one of these corresponds to the true setting in which the robot is to operate in. The participants are also provided with a visualization corresponding to each possible setting. Specifically, we considered two examples, one where the participant initially had to consider two possible settings and one where they had to consider four. The examples, were as follows

- 1) The first example consisted of a robot standing in a hallway, tasked with going inside a room. We inform the participants that the robot cannot open doors that are blocked by heavy object (as it cannot move heavy objects). Among the two possible settings shown to the participant (Figure 4(a)), the robot can achieve the goal in only one.
- 2) In the second example, the robot is tasked with moving all the objects from a table into the box. The participants are informed that the robot cannot pick up irregular-shaped objects or big objects. Additionally, the robot cannot place objects in the box if it is closed. The four possibilities shown to the participants can be seen in Figure 4(b). As in the first example, the robot can only achieve it’s assigned goal in one of those possibilities.

Each participant is asked to fill out the questionnaire (the exact questions are in Table I) right after seeing the scenarios. In the second part of the test, the participants are provided some information about the setting which eliminates some of

-
- 1. Competence:** To what extent do you think this robot can perform the given task effectively?
 - 2. Predictability:** To what extent can you anticipate this robot’s behavior with some degree of confidence?
 - 3. Reliability:** To what extent do you think this robot will be free of error?
 - 4. Faith:** To what extent do you have a strong belief and trust in this robot to do a particular task effectively for which there may be no proof?
 - 5. Overall Trust:** To what extent do you trust this robot overall?
-

TABLE I: Trust Questionnaire

the possibilities. For the positive update group the remaining possibilities are guaranteed to contain the possibility where the robot can achieve it’s goal, while for the negative update group that model is eliminated. For the first example, we only considered two possible information, one that eliminated the model where the goal is possible to be achieved and another information which eliminated the other model. In the second example, we considered six possible messages, three of which were meant for positive update group and three for the negative update group. The three messages for each group eliminate one, two and three models respectively. After the participant reads the new information, they are asked to take the trust questionnaire again to measure their updated test.

B. Human Subjects

A total of 42 participants were recruited using the Prolific platform.² We paid them \$2.20 for doing the study. The average time taken by participants to do the study was 6 minutes and 32 seconds. Among the participants, there were 26 women, 15 men and one chose not to specify their gender. The median age was 25–34 years (%28 18–24, %33 25–34, %17 35–44, %5 45–54, %17 over 55 years), and the majority of participants (%71) had no experience with robots. As mentioned, we had 8 total cases for the study (four for each group). The participants were randomly and equally distributed among two groups (positive update and negative update). In the studies, we put three filter questions for checking the attention of the participants and filtered out the participants who failed to answer any of the questions (The reported numbers of participants are after the filter).

C. Results

Next we will see how well the data gathered through this initial study aligns with our specified hypotheses. In addition to looking at some basic statistics related to the data collected, we will also be performing a t-test to test each hypothesis. We used two-tailed t-test for the first hypothesis and one-tailed for the others. Our choice of one-tailed as opposed to two-tailed test for the latter hypotheses was motivated by the fact that in each case we are interested in establishing the effect in a specific direction (either an increase or decrease). Any claims of statistical significance is made against a significance level of 0.05.

²<https://www.prolific.co/>




Fig. 4: (a) The robot task is to enter the room and the human thinks there are two possible models (that differ over the initial state), (b) The robot task is to put all objects into the box and the human thinks there are four possible models

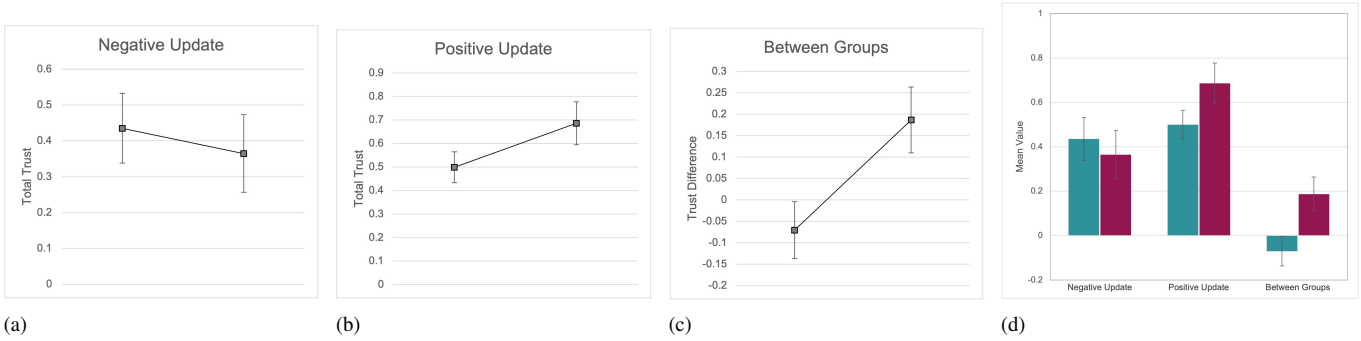


Fig. 5: Graphical representation of mean with %95 confidence intervals (a) Total trust for negative update group, (b) Total trust for positive update group, and (c) Trust difference between the initial and updated trust for between groups. (d) Bar graph representation of mean values with %95 confidence interval.

a) *H1- The change in trust value in each case:* As a preliminary test, we looked at the ratio of participants and how trust changed in each group. For the positive group, we see that 20 out of 21 participants reported an increase in total trust, while in the negative case 17 out of 21 participants reported a decrease in their total trust. Looking at specific dimensions of the scale, we see that for four of the five dimensions (competence, reliability, faith and trust), the positive update group had a higher number of participants who increase their initial estimate and the negative update group included a higher number of participants who reported a reduction in the value (the exact numbers are provided in the supplementary file). This already provides us some initial evidence to support H1 (and also reasons to believe the next two hypotheses as well). To further strengthen our claim, we perform a number of two-tailed t-tests comparing the difference between the initial and updated trust values reported by the participants in each group. The null hypothesis being that the samples are generated from distributions with the same mean and the alternate being that they are different. The result of the two-tailed t-test for

total trust is $t(40) = -5.29, p < 0.00001$, hence showing a statistically significant difference between the sample means. For each components of trust we have, 1) $t(40) = -7.13, p < 1e-7$ for competence, 2) $t(40) = 0.73, p = 0.46$ for predictability, 3) $t(40) = -3.231, p = 0.0025$ for reliability, 4) $t(40) = -5.68, p < 1e-5$ for faith and 5) $t(40) = -3.461, p = 0.001$ for overall trust. Thus we see that the hypothesis H1 for all trust components except predictability have statistically significant differences between two groups (positive update group > negative update group). Figures 5(c), 5(d), and 6(c) respectively illustrate how total trust and each components of trust change in between groups.

b) *H2- Initial and updated trust in the positive update group:* As discussed in the earlier section, we saw that the number of participants who increased their estimate match the expectation and was in line with H2. For the t-test, we were interested in establishing whether the initially reported trust values and the updated trust values demonstrated a significant difference. The specific null hypothesis is that the mean of initial trust values (μ_0) is the same as the updated trust values

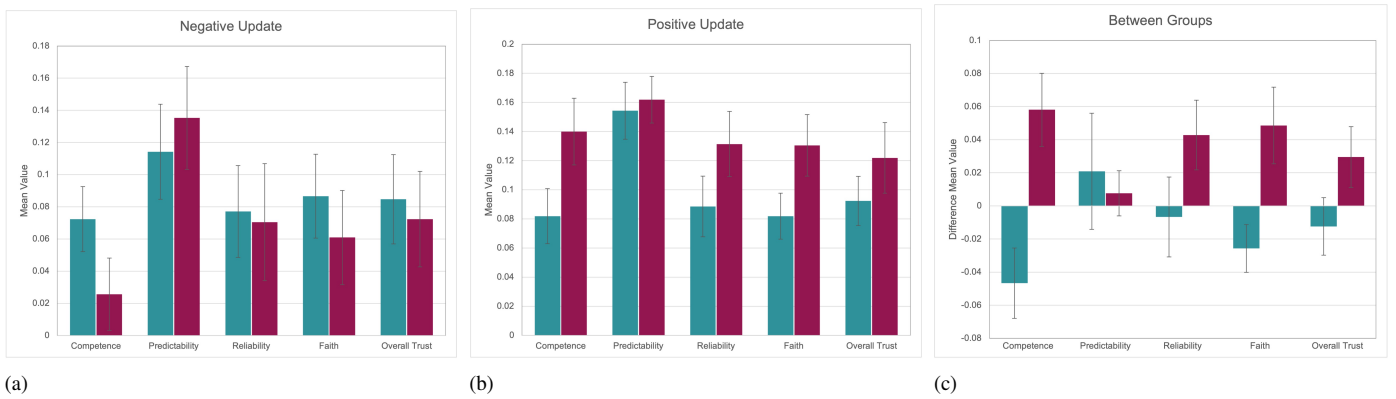


Fig. 6: Bar Graph representation of mean with %95 confidence intervals for each trust component (a) Negative update group, (b) Positive update group, and (c) Value difference between groups.

(μ_1) and the alternate hypothesis being that the mean of the initial trust value is lower than that of the updated trust values. The result of t-test comparing initial and updated total trust value in positive update group was $t(40) = -3.46$, $p < 0.001$. The p value again provides a statistically significant support for our alternate hypothesis. The components of trust also are 1) $t(40) = -4.09$, $p = 0.0001$, 2) $t(40) = -0.63$, $p = 0.266$, 3) $t(40) = -2.919$, $p = 0.003$, 4) $t(40) = -3.85$, $p = 0.0002$, and 5) $t(40) = -2.084$, $p = 0.02$ for competence, predictability, reliability, faith and overall trust respectively. The component wise results also supports H2 for competence, reliability, faith, and overall trust. Figures 5(b), 5(d), and 6(b) show how total trust and each components of trust change in positive group.

c) *H3- Initial and updated trust in the negative update group*: Similar to H2 our initially collected frequency of decrease in trust values again supports the fact that the negative update group does reduce their trust values across all the trust components except predictability. For the t-test we will use the null hypothesis that the mean of initial trust values (μ_0) is the same as the updated trust values (μ_1) and the alternate hypothesis being that the mean of the updated trust value is lower than that of the initial trust values. For total trust, we find the following values $t(40) = -1.01$, $p = 0.16$, which p-value is low (the probability that the null hypothesis is true is only 0.16) its not low-enough for us to reject the null hypothesis. Next when we look at the componentwise t-test we see the following values, 1) $t(40) = -3.21$, $p = 0.001$ for competence, 2) $t(40) = 1.003$, $p = 0.161$ for predictability, 3) $t(40) = -3.007$, $p = 0.38$ for reliability, 4) $t(40) = -1.367$, $p = 0.089$ for faith, and 5) $t(40) = -0.63$, $p = 0.26$ for overall trust. Here we see a statistically significant p-value for competence. Figures 5(a), 5(a), and 6(a) represent how total trust and each components of trust change in negative group.

D. Discussion

First off, our results do point to the fact that change in likelihood of the model does result in change in trust as

measured by existing questionnaires. We also saw that reducing or increasing the likelihood results in different effects in the user's trust. We clearly saw how increase in the likelihood of the contract results in pretty significant increase in trust in almost all the trust value components. However, our results also point to two interesting other observations. Firstly, the predictability component in the positive update group didn't show a statistically significant change. Secondly the decrease in likelihood, while it reduced the perceived competency of the robot, the decrease was not reflected in the total-trust or some of the other trust components. The first result is easily explained away by the fact that half of the participants in that group still maintained a pretty significant uncertainty about the robot's ability to finish the task even after the update. The second result presents more interesting implications. First off, the existing trust questionnaires seem to take it for granted that high predictability should reflect high trust. However, in each of the negative groups we created the human had high certainty that the robot will fail. This speaks for the need to create modified questionnaire that asks questions about the specific task instead of how the robot may operate in general. Interestingly, the question related to competence asked specifically about the given task and we saw results that aligned with our models.

VII. CONCLUSION

In this paper, we formalized a mental model based theory of trust that can be used as a basis to infer human trust. Using our proposed framework, we further formalized the notions of human reliance, the appropriate level of trust, and provide mechanisms to model trust evolution. All of which can further be utilized as a foundation for any future trust-aware decision-making frameworks. We further ran human subject studies, that provides strong evidence that our predictive method is also comparable with self-report scales, especially for more task specific components of trust. As future work, we hope to develop trust-aware interpretable behavior generation and explanation generation methods that leverages our theory of

trust. We also plan to develop decision-making frameworks that can leverage our mental model based theory of trust to guide longitudinal human-robot interactions.

ACKNOWLEDGMENT

This research is supported in part by ONR grants N00014-16-1-2892, N00014-18-1-2442, N00014-18-1-2840, N00014-9-1-2119, AFOSR grant FA9550-18-1-0067, DARPA SAIL-ON grant W911NF-19-2-0006, and a JP Morgan AI Faculty Research grant.

REFERENCES

- [1] Kumar Akash, Wan-Lin Hu, Neera Jain, and Tahira Reid. A classification model for sensing human trust in machines using eeg and gsr. *ACM Transactions on Interactive Intelligent Systems (TiiS)*, 8(4):1–20, 2018.
- [2] Bernard Barber. The logic and limits of trust. 1983.
- [3] Denny Borsboom. The attack of the psychometricians. *Psychometrika*, 71(3):425–440, 2006.
- [4] Tathagata Chakraborti, Sarath Sreedharan, Yu Zhang, and Subbarao Kambhampati. Plan explanations as model reconciliation: Moving beyond explanation as soliloquy. *IJCAI*, 2017.
- [5] Min Chen, Stefanos Nikolaidis, Harold Soh, David Hsu, and Siddhartha Srinivasa. Planning with trust for human-robot collaboration. In *Proceedings of the 2018 ACM/IEEE international conference on human-robot interaction*, pages 307–315, 2018.
- [6] ML Cummings, PE Pina, and B Donmez. Selecting metrics to evaluate human supervisory control applications. Technical report, MIT Humans and Automation Laboratory, 2008.
- [7] Anca D Dragan, Kenton CT Lee, and Siddhartha S Srinivasa. Legibility and predictability of robot motion. In *Proceedings of the 8th ACM/IEEE international conference on Human-robot interaction*, pages 301–308. IEEE Press, 2013.
- [8] Hector Geffner and Blai Bonet. A concise introduction to models and methods for automated planning. *Synthesis Lectures on Artificial Intelligence and Machine Learning*, 8(1):1–141, 2013.
- [9] Yaohui Guo, Chongjie Zhang, and X Jessie Yang. Modeling trust dynamics in human-robot teaming: A bayesian inference approach. In *Extended Abstracts of the 2020 CHI Conference on Human Factors in Computing Systems*, pages 1–7, 2020.
- [10] Kunal Gupta, Ryo Hajika, Yun Suen Pai, Andreas Duenser, Martin Lochner, and Mark Billinghurst. Measuring human trust in a virtual assistant using physiological sensing in virtual reality. In *2020 IEEE Conference on Virtual Reality and 3D User Interfaces (VR)*, pages 756–765. IEEE, 2020.
- [11] Alon Jacovi, Ana Marasović, Tim Miller, and Yoav Goldberg. Formalizing trust in artificial intelligence: Prerequisites, causes and goals of human trust in ai. In *Proceedings of the 2021 ACM conference on fairness, accountability, and transparency*, pages 624–635, 2021.
- [12] Quaneisha Jenkins and Xiaochun Jiang. Measuring trust and application of eye tracking in human robotic interaction. In *IIEAnnual Conference and Expo*, 2010.
- [13] Jiun-Yin Jian, Ann M Bisantz, and Colin G Drury. Foundations for an empirically determined scale of trust in automated systems. *International journal of cognitive ergonomics*, 4(1):53–71, 2000.
- [14] Bing Cai Kok and Harold Soh. Trust in robots: Challenges and opportunities. *Current Robotics Reports*, 1(4):297–309, 2020.
- [15] Jin Joo Lee, Brad Knox, Jolie Baumann, Cynthia Breazeal, and David DeSteno. Computationally modeling interpersonal trust. *Frontiers in psychology*, page 893, 2013.
- [16] John D Lee and Katrina A See. Trust in automation: Designing for appropriate reliance. *Human factors*, 46(1):50–80, 2004.
- [17] Reena Master, AK Gramopadhye, B Melloy, J Bingham, and X Jiang. A questionnaire for measuring trust in hybrid inspection systems. In *Proceedings of the Industrial Engineering Research Conference, Dallas, TX*, 2000.
- [18] Stephanie M Merritt, Heather Heimbaugh, Jennifer LaChapell, and Deborah Lee. I trust it, but i don’t know why: Effects of implicit attitudes toward automation on trust in an automated system. *Human factors*, 55(3):520–534, 2013.
- [19] Bonnie M Muir. Trust in automation: Part i. theoretical issues in the study of trust and human intervention in automated systems. *Ergonomics*, 37(11):1905–1922, 1994.
- [20] Raja Parasuraman and Dietrich H Manzey. Complacency and bias in human use of automation: An attentional integration. *Human factors*, 52(3):381–410, 2010.
- [21] Martin L Puterman. *Markov decision processes: discrete stochastic dynamic programming*. John Wiley & Sons, 2014.
- [22] John K Rempel, John G Holmes, and Mark P Zanna. Trust in close relationships. *Journal of personality and social psychology*, 49(1):95, 1985.
- [23] Harold Soh, Yaqi Xie, Min Chen, and David Hsu. Multi-task trust transfer for human–robot interaction. *The International Journal of Robotics Research*, 39(2-3):233–249, 2020.
- [24] Sarath Sreedharan, Anagha Kulkarni, and Subbarao Kambhampati. Explainable human–ai interaction: A planning perspective. *Synthesis Lectures on Artificial Intelligence and Machine Learning*, 16(1):1–184, 2022.
- [25] Daniel Ullman and Bertram F Malle. What does it mean to trust a robot? steps toward a multidimensional measure of trust. In *Companion of the 2018 acm/ieee international conference on human-robot interaction*, pages 263–264, 2018.
- [26] Anqi Xu and Gregory Dudek. Optimo: Online probabilistic trust inference model for asymmetric human-robot collaborations. In *2015 10th ACM/IEEE International Conference on Human-Robot Interaction (HRI)*, pages 221–228. IEEE, 2015.

- [27] Zahra Zahedi, Mudit Verma, Sarath Sreedharan, and Subbarao Kambhampati. Trust-aware planning: Modeling trust evolution in longitudinal human-robot interaction. *XAIP and PlanRob workshops at ICAPS*, 2021.
- [28] Zahra Zahedi, Sarath Sreedharan, Mudit Verma, and Subbarao Kambhampati. Modeling the interplay between human trust and monitoring. In *Proceedings of the 2022 ACM/IEEE International Conference on Human-Robot Interaction*, pages 1119–1123, 2022.
- [29] Yu Zhang, Sarath Sreedharan, Anagha Kulkarni, Tathagata Chakraborti, Hankz Hankui Zhuo, and Subbarao Kambhampati. Plan explicability and predictability for robot task planning. In *Robotics and Automation (ICRA), 2017 IEEE International Conference on*, pages 1313–1320. IEEE, 2017.