

EvoX: A Distributed GPU-accelerated Framework for Scalable Evolutionary Computation

Beichen Huang, Ran Cheng, Zhuozhao Li, Yaochu Jin, *Fellow, IEEE*, and Kay Chen Tan, *Fellow, IEEE*

Abstract—Evolutionary Computation (EC), drawing inspiration from natural evolutionary processes, has solidified its place as an integral facet of Artificial Intelligence. Its unique attributes, such as adaptability and the capability to navigate vast problem spaces, have rendered it indispensable, especially in domains demanding optimization like engineering design. In today's data-driven landscape, the need for scalability in EC is more pronounced than ever, especially with the rise in complex systems and large-scale data. However, many existing EC libraries, designed for modest scales, fall short in catering to the heightened demands of modern problems. The advent of some pioneering GPU-accelerated EC libraries is a step forward, but they too grapple with limitations, particularly in terms of flexibility, computational efficiency, and architectural robustness. To address these challenges, this paper introduces EvoX: a comprehensive, scalable framework tailored for the automated, distributed, and heterogeneous execution of EC algorithms. Central to EvoX is a functional programming model that streamlines the EC algorithm development process, bolstered by a hierarchical state management strategy for efficient distributed execution. Alongside this, leveraging the capabilities of EvoX, we present a rich library of EC algorithms designed to handle a spectrum of problem-solving scenarios. Experimental results demonstrate both the superior system performance and model performance of EvoX. The code of EvoX is available at <https://github.com/EMI-Group/EvoX>.

Index Terms—Scalable evolutionary computation, algorithm library, GPU computing, distributed computing, neuroevolution.

I. INTRODUCTION

INSPIRED by the process of natural evolution, the Evolutionary Computation (EC) has established its significance as a distinctive discipline within the expansive realm of Artificial Intelligence [1]. EC's pivotal role is underscored by its inherent qualities: adaptability, resilience, and the aptitude to traverse extensive, multifaceted problem spaces. In fields where optimization is crucial, such as engineering design, the relevance of EC becomes readily apparent. The complexities of modern design spaces, which often exceed human cognitive capacities, underscore the importance of EC [2]–[4]. Furthermore, EC plays a pivotal role in the quest for Artificial General

Intelligence, especially within the context of neuroevolution, a process dedicated to evolving neural networks [5].

In the contemporary era, marked by large volumes of data and complex systems across diverse domains, the emphasis on *scalability* in EC has gained paramount importance [6], [7]. However, most existing EC algorithms were merely tailored for smaller scales, limiting their applicability to constrained population sizes and lower-dimensional problems. As problem complexity and dimensionality increase, especially in the fields like deep learning, there is an increasing demand for EC algorithms to accommodate larger population sizes and higher-dimensional problems [8], [9]. Scalable EC not only facilitates tackling larger problems, but also paves the way towards emulating the complexity and adaptability inherent in biological systems [10]. Thus, addressing the challenge of scalability is a critical research frontier in the ongoing development and application of EC.

Inherently, EC algorithms are well-suited to parallel computation due to their usage of a population of candidate solutions, each capable of independent evaluation. Consequently, they stand to benefit substantially from the parallel computation capabilities of hardware accelerators. Traditional CPU-based parallelization remains the prevailing approach, exemplified by DEAP [11], PyGAD [12], Pymoo [13], and Pagmo [14]. Until very recently, some pioneering advancements have led to the emergence of GPU-accelerated EC libraries such as EvoJAX [15] and evosax [16], and EvoTorch [17]. Particularly, EvoJAX and evosax are based on JAX [18], and EvoTorch is built on PyTorch [19] and Ray [20].

Nonetheless, the pace of integrating hardware accelerators into EC libraries has been slower compared to the strides made in the deep learning sector. A primary reason for this discrepancy is the lack of a universally endorsed and scalable EC framework. Existing EC libraries, notably the recent GPU-accelerated ones, offer a plethora of useful tools and features. However, they are not without limitations. For instance, EvoJAX and evosax, in spite of boasting GPU acceleration features, predominantly cater to evolutionary strategies algorithms with a focus on single-objective black-box optimization, thus limiting their broader applicability. EvoTorch stands out with its adeptness in auto-parallelizing EC algorithms across multiple GPUs. However, its reliance on PyTorch, which is primarily tailored for deep learning rather than scientific computations, could potentially impede its computational efficiency. Additionally, the parallelism of EvoTorch-based solutions is tightly coupled with the operators supported by PyTorch, potentially limiting the flexibility of EvoTorch. Most importantly, while EvoJAX, evosax, and EvoTorch are

B. Huang, R. Cheng and Z. Li are with the Department of Computer Science and Engineering, Southern University of Science and Technology, Shenzhen 518055, China. E-mail: bill.huang2001@gmail.com, ranchencn@gmail.com, lizz@sustech.edu.cn. (Corresponding author: Ran Cheng).

Y. Jin is with the Chair of Nature Inspired Computing and Engineering, Faculty of Technology, Bielefeld University, 33615 Bielefeld, Germany, and also with the Department of Computer Science, University of Surrey, Guildford, Surrey GU2 7XH, U.K. Email: yaochu.jin@uni-bielefeld.de.

K. C. Tan is with the Department of Computing, The Hong Kong Polytechnic University, Hong Kong SAR. E-mail: kctan@polyu.edu.hk

commendable as algorithm libraries, their architectural designs at the framework level are very limited. For example, they lack unified programming and computational models to enable simple implementation of general EC algorithms for seamless execution in distributed environments.

To address these limitations, we introduce **EvoX**, a comprehensive framework that facilitates automated, distributed, and heterogeneous execution of general EC algorithms. **EvoX** implements a straightforward functional programming model, enabling users to declare the logical flow of an EC algorithm via a unified interface. Based on this declaration, **EvoX** adopts a hierarchical state management strategy that automatically distributes the tasks to arbitrary heterogeneous resources using a distributed execution engine. In summary, the main contributions are:

- We have designed and implemented **EvoX**, a scalable and efficient framework that enables the execution of general EC algorithms across distributed heterogeneous systems.
- We have proposed a straightforward functional programming model within **EvoX** to simplify the development process of general EC algorithms. This model allows users to easily declare the logical flow of an EC algorithm, which reduces the complexity typically associated with the development process.
- We have unified the main data stream and functional components into a flexible workflow. This unification is achieved through a hierarchical state management module, which supports high-performance executions of general EC algorithms.
- Leveraging the **EvoX** framework, we have developed a library comprising a wide spectrum of EC algorithms. With seamless interfaces a various benchmark environments, the library is capable of addressing problem-solving scenarios ranging from single-/multi-objective black-box optimization, to deep neuroevolution, and evolutionary reinforcement learning.

The remainder of this paper will be organized as follows. Section II elaborates the motivation of requirements. Section III presents the programming and computation models. Section IV and Section V elaborate the architecture and implementation of **EvoX** respectively. Section VI contains the experiments to assess the performance **EvoX**, in comparison with **EvoTorch**. Section VII presents some related work. Finally, Section VIII concludes the paper and discusses our future work.

II. MOTIVATION AND REQUIREMENTS

As shown in Fig. 1, the typical process of an EC algorithm involves evolving a *population* of candidate solutions to a specific problem. In each iteration of the main loop, the current population first undergoes a *reproduction* phase to generate new candidate solutions. Next, the *evaluation* phase assesses the effectiveness, a.k.a. *fitness*, of each candidate solution in solving the given problem. Following evaluation, a *selection* process is carried out, favoring candidate solutions with superior fitness for inclusion in the subsequent generation, in line with the principle of *survival of the fittest*. This process

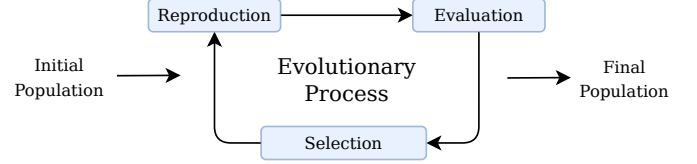


Fig. 1: A typical process of an EC algorithm. Starting with an initial population, the EC algorithm engages in problem-solving through an iterative evolutionary process. Specifically, the main loop of this process evolves the population via three primary components: reproduction, evaluation, and selection. Ultimately, the final population is output as the solution set to the given problem.

repeats until either a satisfactory solution or set of solutions is found, or a predetermined number of iterations are completed.

From the perspective of a computing framework, the *population* can be viewed as the primary data flow, while the *reproduction*, *evaluation*, and *selection* are three functional components. Therefore, a computing framework designed for scalable EC must efficiently support these workloads. We provide a brief description of these workloads below.

- **Population:** This objective, consisting of candidate solutions in various data structures, goes through each functional component of the entire evolutionary process. In some emerging applications of EC such as deep neuroevolution [5], the population may require computationally expensive decoding for complex representations.
- **Reproduction:** This process, such as the crossover/mutation operators in a genetic algorithm, often consists of a set of heuristic strategies for generating the new candidate solutions. Reproduction can be parallelized in most EC algorithms that adopt dimension-wise operations when generating each new candidate solution.
- **Evaluation:** This process can be intrinsically parallelized in a distributed setting as the evaluation of each candidate solution is independent. In some emerging applications of EC such as evolutionary reinforcement learning [21], the computing task may require heterogeneous hardware (e.g., CPUs or GPUs) for hybrid complex simulations and deep learning tasks.
- **Selection:** This process is often realized via a set of sorting/ranking strategies, which can be compute-intensive with respect to population size. Parallelized selection is particularly beneficial in EC paradigms involving multiple populations.

Unlike deep learning, which benefits from a streamlined end-to-end workflow, the various components of an EC workflow, including data flow processing and functional elements, play distinct yet interconnected roles. This uniqueness poses significant challenges when designing a general computing framework to support EC algorithms. Moreover, as the applications of EC continue to expand, a widening gap has emerged between EC and other major branches of AI. Addressing this gap necessitates the development of a distributed computing framework that can efficiently handle EC workloads, ensuring scalability and compatibility with heterogeneous computing

environments. Specifically, such a framework should meet the following requirements:

- *Flexibility and Extendability*: The framework should support implementing a wide array of EC algorithms and problems, providing flexibility in the representation of candidate solutions (e.g., strings, trees, neural networks), and allowing the combinations of various reproduction and selection mechanisms, as well as diverse methods for evaluation. Users should be able to leverage the framework to integrate existing modules seamlessly, thereby constructing workflows that align with their specific research goals and problem contexts.
- *Parallelizable Programming*: The framework should adopt a programming model geared towards parallelization. While this model offers advantages such as improved code clarity, testability, and reusability, its primary strength lies in its innate ability to support parallel execution. EC algorithms, even when implemented without explicit parallelism considerations, should seamlessly benefit from this model, allowing for efficient execution across multiple computing units concurrently.
- *Heterogeneous Execution*: The framework should enable task execution across various types of computing resources, including CPUs, GPUs, or even other specialized hardware. It should also support distributed computing across multiple nodes, which involves intelligent data sharding, task scheduling, and resource management based on the requirements of tasks and available hardware. The framework should transparently manage data transfer and synchronization between different nodes.

In response to these requirements, we have designed and implemented `EvoX`. In the following section, we will elaborate on the programming and computation models underpinning this framework.

III. PROGRAMMING AND COMPUTATION MODELS

A. Programming Model

To meet the requirement of *Parallelizable Programming* (outlined in Section II), we adopt the *functional programming* paradigm as the core of our programming model. This design is rooted in the paradigm's intrinsic benefits, including streamlined code, augmented reusability and testability, and a natural affinity for parallel and distributed computing. With this model, our aim is to provide an intuitive interface that facilitates the straightforward implementation of a wide spectrum of evolutionary computation algorithms and their corresponding workflows.

An illustrative example of using the proposed programming model to implement a vanilla EC algorithm is presented in Listing 1. This implementation comprises four sections: `__init__`, `setup`, `ask` and `tell`. Within the `__init__` section, basic operators essential to the EC algorithm, encompassing processes like reproduction and selection, are defined. Given their invariant nature throughout the evolutionary trajectory, these operators are archived under the Python attribute `self`. The `setup` section is devoted to initializing essential data elements such as the population data and fitness data,

```

1 from evox import Algorithm, State
2
3 class EC(Algorithm):
4     def __init__(self, reproduction, selection, ...):
5         # initialize operators
6         super().__init__()
7         self.reproduce = reproduction
8         self.select = selection
9         ...
10
11     def setup(self, key):
12         # initialize data
13         init_population = ...
14         init_fitness = ...
15         ...
16         # initialize state
17         return State(
18             pop = init_population,
19             fit = init_fitness,
20             ...
21             key=key
22         )
23
24     def ask(self, state):
25         # generate offspring
26         offspring = self.reproduce(state.pop, ...)
27         # update state
28         state = state.update(
29             # merge offspring into the population
30             pop = merge(pop, offspring),
31             ...
32         )
33         return offspring, state
34
35     def tell(self, state, fitness):
36         # select new population
37         new_pop, new_fit = self.select(
38             state.pop, merge(state.fit, fitness))
39         # update state
40         state = state.update(
41             pop = new_pop,
42             fit = new_fit,
43             ...
44         )
45         return state

```

Listing 1: An exemplar implementation of a vanilla EC algorithm within the `EvoX` framework. This implementation comprises four sections: `__init__`, `setup`, `ask`, and `tell`. The `__init__` section is dedicated to initializing foundational operators, including reproduction and selection mechanisms. The `setup` segment focuses on data initialization, encompassing elements like the population data and fitness data. Within the `ask` section, the offspring are produced utilizing the reproduction operator, while the `tell` section facilitates population updates through the selection operator.

as well as a key for random number generation. As these elements possess a mutable characteristic and are subject to modifications with each iteration, they are aptly demarcated as part of the state. Subsequently, the `ask` section is tailored for the generation of offspring, realized through the designated reproduction operator (e.g., crossover and mutation). By contrast, the `tell` section orchestrates the assimilation of offspring into the prevailing population, culminating in an updated population based on the predefined selection operator.

The primary modules and functions of the programming model are succinctly presented in Table I. We will explore

each of these components in greater depth in the following.

Algorithm is a module specifically designed for encapsulating EC algorithms. At its core is the ask-and-tell interface, conceptualizing the EC algorithm as an agent in perpetual interaction with a given problem. This dynamic involves:

- The **ask** function, which processes the state to yield new candidate solutions, updating the algorithmic state by merging these solutions with the existing population.
- The **tell** function, which, after ingesting the state and the fitness metrics of the new offspring, selects candidates for the next iteration, resulting in a refreshed algorithmic state.

Problem is tailored to model the challenges addressed by an EC algorithm. Central to this module is the **evaluate** function, dedicated to determining the fitness values of candidates within a population. Notably, the **Problem** module is constructed as a stateful computation, such that it is capable of facilitating the management of intricate external environments. For instance, neuroevolution tasks reliant on external datasets can use the **Problem** module to monitor the current batch via its state.

Monitor is specialized for overseeing data flow within an EC workflow. Equipped to handle populations and their corresponding fitness metrics, the **Monitor** module employs callback functions, namely `record_pop` and `record_fit`, to capture the population data and fitness data, respectively. Typically, a **Monitor** can function as an external repository or interface with visualization utilities.

Workflow plays a pivotal role in integrating various components to shape a cohesive, executable EC workflow. It begins by amalgamating diverse modules of **Algorithm**, **Problem**, and **Monitor** specified by users. Following this, it acts as the primary module, sequentially initiating every component via the `init` function. This orchestration produces a global state, enveloping individual states as defined by each module’s `setup` method. Listing 2 showcases the usage of the workflow within EvoX. For example, After selecting an algorithm, a problem, and a monitor, users combine these instances within a workflow object. Post-initialization via `init`, which activates every module under the workflow object recursively, users can fine-tune the workflow for advanced computational tasks, facilitating the efficient execution of the workflow across multiple devices or multiple nodes. The workflow’s execution is then triggered using the `step` function. Each call will take a single step in the iteration¹.

B. Computation Model

EvoX employs a *workflow* abstraction to perform computations and automatically invoke different instances (e.g., **Algorithm** and **Problem**) when they are ready to execute. In this section, we describe how EvoX translates a user-written program (e.g., Listing 2) into an automated workflow (e.g.,

```

1 from evox.workflow import UniWorkflow
2
3 # workflow creation
4 workflow = UniWorkflow(
5     algorithm,
6     problem,
7     monitor
8 )
9
10 # workflow initialization
11 key = ... # A random number generator key
12 state = workflow.init(key)
13
14 # workflow analyzer (optional)
15 state = workflow.enable_multi_devices(state)
16 state = workflow.enable_distributed(state)
17
18
19 while ...: # not terminated
20     # workflow runner
21     state = workflow.step(state) # one iteration

```

Listing 2: Illustrative usage of a workflow in EvoX. Firstly, a workflow object is created. Secondly, all components within a workflow are initialized, and a global state is returned. Then the workflow can be configured with the help of a workflow analyzer. Finally, the workflow is executed inside a loop in a distributed environment.

TABLE I: Summary of core modules and functions in EvoX’s programming model.

Module	Function	Description
Algorithm	<code>ask</code>	To generate offspring population.
	<code>tell</code>	To select new population.
Problem	<code>evaluate</code>	To evaluate fitness of a given population.
Monitor	<code>record_pop</code>	To record the population data.
	<code>record_fit</code>	To record the fitness data.
Workflow	<code>init</code>	To initialize the workflow.
	<code>step</code>	To execute one iteration of the workflow.

Fig. 2) for parallel execution internally. At the core, an EC workflow is driven by executing an ask-evaluate-tell loop iteratively, which seamlessly integrates the **Algorithm**, **Problem** and **Monitor** modules.

Each iteration commences with the `ask` function in the **Algorithm** module, yielding a population. For harnessing the capabilities of hardware acceleration, this population is encoded in a tensor format, i.e., multi-dimensional arrays in memory for data-level parallelism. For simplicity, we denote the tensorized population data as $\mathbf{T}_{pop} = [\mathbf{x}_1, \mathbf{x}_2, \dots, \mathbf{x}_i, \dots]$ hereafter, where \mathbf{x}_i denotes each encoded candidate solution.

Upon generating the population, the `evaluate` function in the **Problem** module will return the fitness data, i.e., the corresponding fitness values of the candidate solutions within the population. Similar to the \mathbf{T}_{pop} , the fitness data adopts a tensor representation to streamline subsequent processing. For simplicity, we denote the tensorized fitness data as $\mathbf{T}_{fit} = [\mathbf{y}_1, \mathbf{y}_2, \dots, \mathbf{y}_i, \dots]$ hereafter, where \mathbf{y}_i denotes the fitness value of each candidate solution in the population.

The loop culminates with the `tell` function of the **Algo-**

¹Within the realm of EC algorithms, one iteration does not invariably correspond to a single generation. Specifically, an iteration denotes a solitary ask-evaluate-tell loop, and some algorithms may necessitate several iterations to comprehensively update a generation.

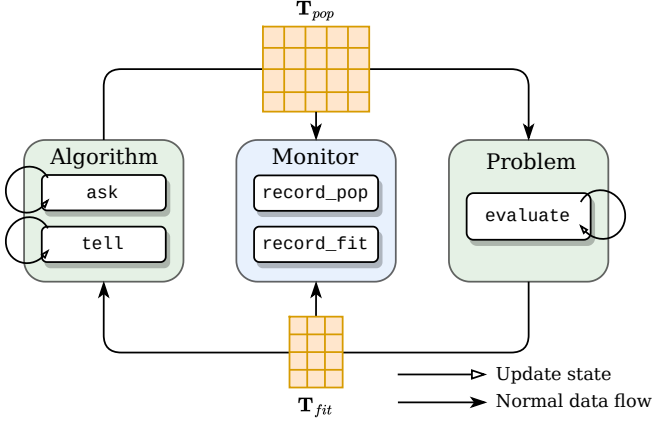


Fig. 2: Illustration of the computation model adopted by EvoX. There are three main modules, namely **Algorithm**, **Problem**, and **Monitor**. The iteration starts with `ask` function which generates \mathbf{T}_{pop} as the tensorized population. Then the population is sent to the **Problem** module to for fitness evaluations via `evaluate` function and then generate \mathbf{T}_{pop} as the tensorized fitness. Finally, the fitness is passed back to the **Algorithm** module through the `tell` function. In the mean time, \mathbf{T}_{pop} and \mathbf{T}_{fit} can be sent to the **Monitor** module for further processing such as visualization, where `record_pop` and `record_fit` functions record \mathbf{T}_{pop} and \mathbf{T}_{fit} respectively. In addition to the normal data flow, each module can update its individual state at every function call.

Algorithm module, which proceeds to select candidate solutions for generating new \mathbf{T}_{pop} according to \mathbf{T}_{fit} . Given the tensorial nature of both \mathbf{T}_{pop} and \mathbf{T}_{fit} , the **Algorithm** module can adeptly tap into data-level parallelism.

Outside this primary loop, each module is responsible for two distinct data categories: immutable data and mutable data (i.e., the *state*). Immutable data, often initialized during object instantiation via Python’s `__init__` method, encompass static hyperparameters pertinent to each module and might include external datasets for specific problems. These remain unchanged throughout the computational lifecycle. In contrast, the *state* undergoes initialization post the assembly of the entire workflow. This process begins with the topmost module and progresses recursively through the dependency tree. As the computation unfolds and the global state is engaged, state management ensures that each module obtains its tailored state data as the leading argument of its function. This modular approach allows each component to focus on updating its state while collectively contributing to the holistic updating of a singular global state.

One of the distinguishing attributes of our methodology is its foundational alignment with the tenets of functional programming. This approach accentuates a distinct separation between data and functions, ensuring that functions remain free from side effects. By categorically partitioning the algorithm, problem, and workflow into separate modules, our model bolsters flexibility. This modular structure not only promotes adaptability but also paves the way for a fluidic

workflow and facilitates heterogeneous execution. Viewed through this lens, the execution of an EC algorithm can be conceptualized as guiding state updates through a consistent data flow, which can be framed in a more formal construct as follows.

Given θ as the hyperparameters, an EC algorithm \mathcal{A}_θ can be denoted as $\langle \theta, g^{\text{ask}}(\cdot), g^{\text{tell}}(\cdot) \rangle$, where $g^{\text{ask}}(\cdot)$ and $g^{\text{tell}}(\cdot)$ correspond to the `ask` and `tell` functions, respectively. When \mathcal{A}_θ is applied to a specific problem $\mathcal{P}_\mathcal{D}$ with $f^{\text{eval}}(\cdot)$ as its `evaluate` function, \mathcal{D} encompasses the problem’s parameters or datasets. At each step, the data flow is articulated as:

$$\mathbf{T}_{pop}, S = g_\theta^{\text{ask}}(S), \quad (1)$$

$$\mathbf{T}_{fit}, S = f^{\text{eval}}(S, \mathbf{T}_{pop}), \quad (2)$$

$$S = g_\theta^{\text{tell}}(S, \mathbf{T}_{fit}), \quad (3)$$

where S denote the *state* that encapsulates the mutable data associated with \mathcal{A}_θ and $\mathcal{P}_\mathcal{D}$. From this formulation, it is evident that the sole updated variable is the state S across each iterative step. As such, the entire EC algorithm operation can be conceptualized as a series of state transitions, achieved through the iterative invocation of the `step` function within the **Workflow** module.

Beyond the primary computational processes of EC, the **Monitor** module also plays a pivotal role. Serving as a receptacle for intermediate data, it has the capability to induce side-effects, notably in the form of I/O operations. Both the \mathbf{T}_{pop} and \mathbf{T}_{fit} are dispatched asynchronously to the **Monitor** module, enabling the main EC computational process to progress uninterrupted, without awaiting the completion of data processing. Given that I/O operations, especially those involving disk access or network communications, can be inherently slow, this asynchronous design significantly enhances the computational efficiency.

To manifest the envisioned workflow abstraction, all the high-level modules are structured around a *stateful computation* paradigm. This paradigm is characterized by the signature $(\text{state}, \dots) \rightarrow (\text{result}, \text{state})$, encapsulating a closure that takes in its current state, alongside other inputs, and produces a result accompanied by the revised state. However, intricacies emerge when these modules are organized into a hierarchical structure. Conceptually, best programming practices dictate that each module should solely manage its individual state. Conversely, from a computational viewpoint, every module is also tasked with overseeing the state of its subordinate modules.

To address the challenges of managing state within complex hierarchical configurations, EvoX employs a *hierarchical state management* mechanism, which streamlines the crafting of stateful computations, even within deeply nested hierarchies. Fundamental to this mechanism is the *state* variable, serving as a *universal conduit* across the computational modules. While it might initially appear as a singular state variable, it adaptively transitions to encapsulate the appropriate state during each function invocation. This design guarantees seamless state transitions and proficient management throughout the overarching hierarchical architecture. Further details on the

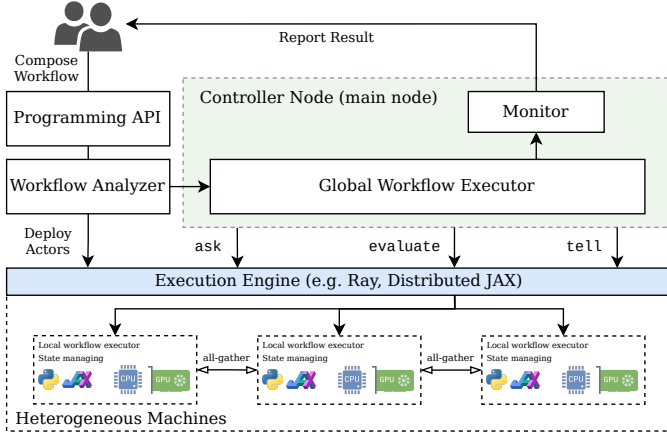


Fig. 3: Illustration of the architecture when executing distributedly. The workflow analyzer is responsible to prepare for the execution. Each node has a local workflow executor to run the ask-evaluate-tell loop. In the controller node, there is a global workflow executor to control the execution at each node. It drives the local workflow execute to run the loop and use collective operation all-gather to synchronous the fitness value got from evaluate.

hierarchical state management mechanism will be expounded upon in the subsequent section.

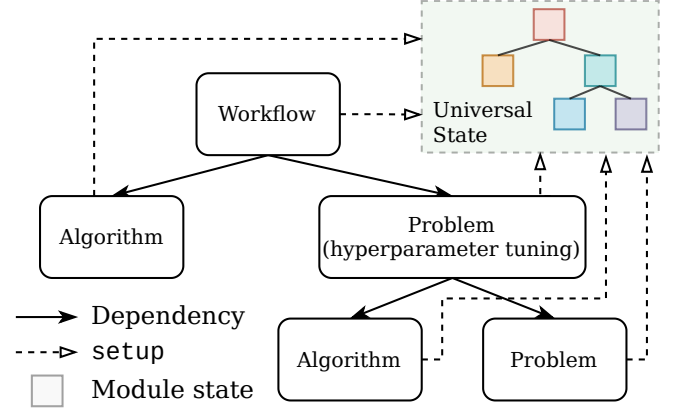
IV. ARCHITECTURE

As illustrated by Fig. 3, the general architecture of `EvOX` comprises five main components: programming API, workflow analyzer, global workflow running, monitor and execution engine. Among them, the programming API and monitor have already been introduced in previous section. In this section, we will first elaborate the hierarchical state management method, which is the core of the entire architecture. Then we will elaborate the other three main components, i.e., workflow analyzer, workflow executor and execution engine.

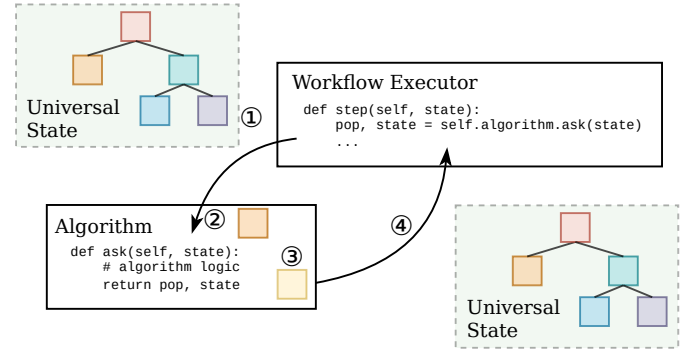
A. Hierarchical State Management

As elucidated in the preceding section, `EvOX` employs a *hierarchical state management* mechanism to ensure consistent state transitions during task execution. To elaborate this mechanism, let us consider the example of a hyperparameter tuning task as depicted in Fig. 4a. Overall, the architecture comprises three module levels. At the top level, there's a workflow that represents the entire optimization process of the hyperparameter tuning task. This workflow bifurcates into two sub-modules: the algorithm (designed to determine the optimal parameter set) and the problem (task with assessing the performance of a specific parameter set). When the problem module receives a parameter set, it evaluates this set using the algorithm on a designated numerical benchmark problem.

Specifically, the state initialization in `EvOX` is recursive. Each module's state is initialized, and a unique identifier is associated with the module. When a function calls upon the state, it retrieves the callee's identifier and matches it to the unique state associated with that callee, as illustrated in Fig. 4a.



(a) The *universal state* is initialized by traversing the dependency tree recursively and merging states from the current root with those of its children.



(b) Illustration of state usage at the module level. ① The user provides the universal state. ② The relevant state for the corresponding module is extracted and utilized in the function call. ③ The function returns an updated state. ④ This updated state is then merged back into the universal state.

Fig. 4: Illustration of hierarchical state management in `EvOX`: (a) state initialization, (b) state update.

Once the callee returns an updated state, the calling function merges this individual state back into the universal state using the corresponding identifier, as demonstrated in Fig. 4b.

An important consideration when using JAX's Just-In-Time (JIT) compiler is that the overhead of matching individual states is incurred only once. JAX traces the function once, converts it into a computational graph, and then compiles it. Successive runs utilize this compiled version, bypassing the state-matching process, ensuring that any overhead from the implementation has minimal impact on performance. Moreover, in the realm of state management, there is no distinct differentiation between algorithms, problems, or workflows. By contrast, all manifest as modules within a hierarchical structure. This design is in line with the *Flexibility and Extendability* requirement as highlighted in Section II.

B. Workflow Analyzer

The workflow analyzer is instrumental in analyzing and tailoring the execution behavior to align with user requirements. Given the adherence to the functional programming paradigm of `EvOX`, workflows can be modularly decomposed.

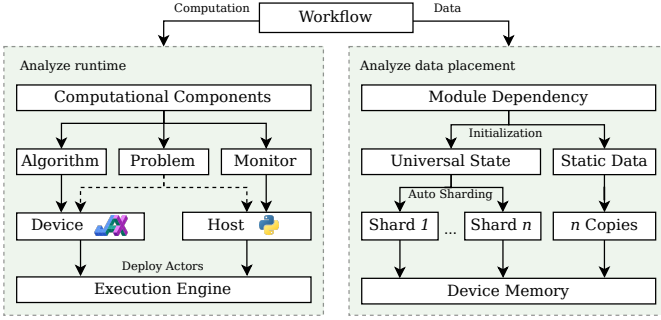


Fig. 5: Illustration of workflow analyzer’s functionality. It analyze the computation and the data parts separately. In the computation part, the analyzer will decide the approach runtime for the computation. Usually, algorithms runs on devices, monitors on host, and problem might run on either runtime. On the data side, analyze will put data to different devices to assist execution on multi-devices. The universal state will be sharded to spread across all devices, while ht static data are replicated to all devices.

In a multi-device setting, while there exists a singular host, multiple heterogeneous devices may be employed concurrently. When users opt to utilize multiple local devices in tandem, data distribution across these devices demands a strategic approach. Two primary strategies prevail in this context. The first, termed *full replication*, involves duplicating identical data across all devices. The alternative, *sharding*, ensures each device retains only a segment of the complete dataset. Sharding proves advantageous in optimizing memory utilization on individual devices. Furthermore, by consolidating the capabilities of multiple devices, they collectively accommodate a more substantial data volume than any single device in isolation. Nonetheless, a potential drawback emerges when specific operations necessitate data retrieval from alternate devices, leading to inter-device communication. This can incur a significant performance overhead, underlining the necessity for a sharding strategy that minimizes communication costs.

From a data flow perspective, the core objective of EC is the iterative update of the fitness and population tensors \mathbf{T}_{fit} and \mathbf{T}_{pop} (as discussed in Section III-B). Given this, it is imperative that any sharding strategy should consider both tensors. For \mathbf{T}_{fit} , it is straightforward that the evaluation of each candidate solution can be performed independently and in parallel, yielding individual fitness values.

However, the situation for \mathbf{T}_{pop} , which represents the encoded candidate solutions to the problem at hand, is more nuanced. There exist two potential sharding strategies: one that segments by individual encoded candidate solutions and another that does so by encoded dimensions. While the former strategy might seem intuitive, it is less effective in the context of EC algorithms. This is due to the fact that EC algorithms often necessitate collective information from the entire population, e.g., for estimation of distribution. By contrast, sharding by encoded dimension aligns better with the inherent behavior of EC algorithms. During reproductive operations such as crossover or mutation, EC algorithms typically adjust

each dimension of the individual candidate solutions in an isolated manner. Given these insights, we employs sharding by encoded dimensions when handling to mitigate cross-device communication overheads.

In distributed computing environments, the workflow analyzer initializes both the module and its preliminary data across all participating nodes. If a sophisticated distributed execution engine, such as Ray, is available, the workflow analyzer will encapsulate both the algorithm and problem, along with their states, into actor constructs. Assisted by the execution engine, these actors are then dispatched to individual nodes. Conversely, when leveraging a basic distributed execution engine, like distributed JAX, the workflow analyzer relies on the SPMD (Single Program, Multiple Data) pattern for node initialization. Here, users are tasked with launching an identical program across all nodes, albeit with varied input parameters, such as node IDs. This approach ensures natural synchronization during the initialization phase, culminating in uniform module and data distribution across nodes.

C. Workflow Executor

In multi-device configurations, even after the workflow analyzer partitions the state, there remains the necessity to shard all intermediate tensors. To accomplish this, we leverage the GSPMD method [22] adopted by JAX, which ensures the propagation of sharding for each intermediate tensor. As outlined in Section III, the fundamental operations in running an EC algorithm lie in the perpetual updating of the universal state via the `step` function within the **Workflow** module. Consequently, there is an inherent expectation for uniform sharding strategies for both input and output tensors.

As we extend our considerations to distributed computing scenarios, we introduce an innovative strategy for distributed task execution, harnessing the power of multiple devices per node. In contrast to specially tailored distributed EC algorithms (e.g., the distributed evolutionary strategies [23]), our proposed strategy is embedded at the workflow level. This modular strategy equips our system with enhanced flexibility, allowing it to seamlessly accommodate a diverse range of algorithms and problems without the need for any foundational algorithm modifications.

Delving into the mechanics, the workflow executor dispatches both the **Algorithm** and **Problem** modules as actors across all nodes, concurrently mirroring the state on every node. Each node is equipped with its own local workflow executor, designated for executing the `ask-evaluate-tell` loop. Simultaneously, the controller node houses a global workflow executor responsible for overseeing execution across the entire node network. The global executor orchestrates the local workflow executors, guiding them through their respective loops. Specifically, it utilizes the `all-gather` collective operation, ensuring synchronization of the fitness values obtained from `evaluate` function. Given the synchronized reception of fitness values across all nodes, there is an implicit consensus on the subsequent state update during the `tell` procedure. This design guarantees consistent synchronization at the end of each iteration

TABLE II: Part of the implemented EC algorithms for single-objective black-box optimization in `EvOX`, including: evolutionary strategies (ES), particle swarm optimization (PSO), and differential evolution (DE).

Type	Algorithm Name
ES	CMA-ES [24], PGPE [25], OpenES [23], CR-FM-NES [26], xNES [27], ...
PSO	FIPS [28], CSO [29], CPSO [30], CLPSO [31], SL-PSO [32]...
DE	CoDE [33], JaDE [34], SaDE [35], SHADE [36], IMODE [37], ...

D. Execution Engine

The execution engine refers to the component specially engineered to coordinate and synchronize the execution of code across disparate machines. Within the architecture of `EvOX`, we predominantly leverage two salient execution engines: Ray [20] and distributed JAX [18]. Ray, a Python-centric framework, is underpinned by an actor-based programming paradigm. Users have the capability to consign actors to Ray’s scheduler. Subsequently, the scheduler orchestrates the deployment of these actors to machines that align with the predefined computational criteria. On the other hand, distributed JAX functions as a core module nested within JAX. Distinct from Ray, distributed JAX abstains from incorporating scheduling capabilities. Its design is oriented towards providing synchronization tools and facilitating collective operations spanning multiple nodes.

V. IMPLEMENTATION

`EvOX` is developed in Python and utilizes JAX to optimize the execution performance on hardware accelerators. Specifically, we have incorporated distributed computing features through either Ray or distributed JAX. In the Ray configuration, modules and their respective states are treated as actors, which are then assigned to Ray’s scheduler. The all-gather collective operation merges both gather and broadcast functionalities. When opting for JAX, the initialization process requires users to execute consistent programs across all nodes, with variations limited to input arguments. This method capitalizes on JAX’s built-in all-gather primitive. For accessibility, `EvOX` is hosted on PyPI, allowing users to easily install it using the `pip` command.

Building on the robust architecture of `EvOX`, we have implemented a comprehensive library focused on scalable EC. This library incorporates an extensive spectrum of EC algorithms, designed specifically to address the complexities of black-box optimization, from single-objective to multi-objective domains. Alongside these algorithms, the library provides a diverse set of environments and benchmark test suites, making it an essential resource for both researchers and practitioners in the optimization domain.

For single-objective black-box optimization, the library offers a wide selection of EC algorithms, categorized into Evolutionary Strategies (ES), Particle Swarm Optimization (PSO), and Differential Evolution (DE). Each category contains a

TABLE III: Part of the implemented EC algorithms for multi-objective black-box optimization in `EvOX`, including: dominance-based, decomposition-based, and indicator-based ones.

Type	Algorithm Name
Dominance-based	NSGA-II [38], NSGA-III [39], SPEA2 [40] BiGE [41], KnEA [42], ...
Decomposition-based	MOEA/D [43], RVEA [44], t-DEA [45] MOEAD-M2M [46], EAG-MOEAD [47], ...
Indicator-based	IBEA [48], HypE [49], SRA [50] MaOEA-IGD [51], AR-MOEA [52], ...

TABLE IV: Part of the implemented problems in `EvOX`, including reinforcement learning environments and benchmark test suites for numerical optimization.

Name	Description
Brax [53]	A JAX-based physics engine, fully differentiable optimized for reinforcement learning, robotics and other simulation-intensive applications.
Gym [54]	A comprehensive toolkit for developing and comparing reinforcement learning algorithms through a collection of standardized environments.
CEC’22 [55]	A test suite specially designed for benchmarking single-objective numerical optimization.
ZDT [56]	A test suite specially designed for benchmarking bi-objective numerical optimization.
DTLZ [57]	A test suite specially designed for benchmarking multi-objective numerical optimization with scalable dimensions.
MaF [58]	A test suite specially designed for benchmarking multi-objective numerical optimization with many objectives, a.k.a., many-objective optimization.
LSMOP [59]	A test suite specially designed for benchmarking multi-objective numerical optimization with large-scale decision variables.

specific set of renowned algorithms, as outlined in Table II. Shifting the focus to multi-objective black-box optimization, `EvOX` features an expansive set of EC algorithms, covering dominance-based, decomposition-based, and indicator-based techniques, each tailored to address distinct optimization challenges. These algorithms are enumerated in Table III. Moreover, `EvOX` provides a curated collection of representative problems suited for a variety of research and application needs. This includes reinforcement learning environments and benchmark test suites for numerical optimization, as presented in Table IV.

VI. EXPERIMENTAL STUDY

In this section, we comprehensively evaluate the performance `EvOX` via a series of experiments. All experiments, with the exception of the multi-node acceleration study in Section VI-A3, were conducted on a standalone machine powered by an Intel Core i9-10900X CPU @ 3.70GHz and equipped with a single NVIDIA RTX 3090 GPU. The multi-node acceleration experiment outlined in Section VI-A3 was executed on a 6-node cluster. Each node in this cluster featured 16 cores and 32 threads from an Intel Xeon Gold

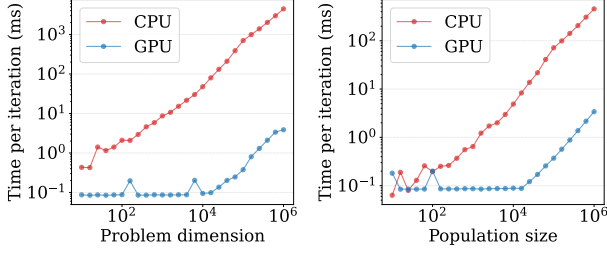


Fig. 6: System performance when running PSO algorithm on Sphere function for single-objective numerical optimization. Both the x-axis and the y-axis are in logarithmic scale.

6226R CPU @ 2.90GHz and was paired with an NVIDIA RTX 3090 GPU.

For consistency and reliability, every experiment was iterated 31 times, each with a unique random seed. The pseudo-random number generation was facilitated by the `rbg` generator in JAX.

A. System Performance

In this subsection, we conduct experiments to assess the system performance of `EvoX`. First, we dissect its effectiveness in managing both single-objective and multi-objective numerical optimization tasks. Additionally, within this ambit, we delve into the framework’s multi-node acceleration capabilities.

1) *Single-objective Numerical Optimization*: In this experiment, we run the canonical PSO algorithm on the Sphere function. As shown in Fig. 6, when scaling up the number of problem dimension with PSO, CPU computing and GPU computing have similar performance when the number of problem dimension is very smaller, but as the number of problem dimension becomes larger, the performance of GPU computing quickly surpasses CPU computing. When the number of problem dimension is larger than 100,000, GPU computing is almost 100x more efficient in terms of time per iteration. On the other hand, scaling up population size in PSO shows similar observations.

2) *Multi-objective Numerical Optimization*: In this experiment, we run NSGA-II on the DTLZ1 problem. As shown in Fig. 7, when scaling up the number of problem dimension with NSGA-II, we can also observe that GPU computing constantly performs better than CPU computing. Similarly, when it comes to scaling up population size with NSGA-II, GPU computing also scales much better than CPU computing. In comparison with PSO, however, the general computing cost of NSGA-II increases sharper in terms of population size, mainly due to the higher algorithmic computational complexity.

3) *Multi-node Acceleration*: To assess the performance of multi-node acceleration, we conduct an experiment on the task of neuroevolution for image classification on multiple GPU devices. Specifically, we evolve a convolution neural network (CNN) on the CIFAR-10 dataset [60] using 1 to 6 GPUs and measure the total runtime. The architecture of the CNN is given in Table. V, where ReLU [61] is used as the activation function in between layers. We adopt PGPE [62] with a population size of 300 as the EC algorithm. The experiment

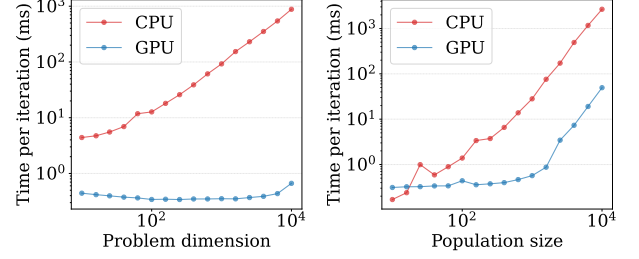


Fig. 7: System performance when running NSGA-II algorithm on DTLZ1 problem for multi-objective numerical optimization. Both the x-axis and the y-axis are in logarithmic scale.

TABLE V: Architecture of the CNN adopted in the experiment of multi-node acceleration.

Input Shape	Layer	Filter Shape	Strides
$32 \times 32 \times 3$	Conv	$3 \times 3 \times 3 \times 32$	1
$30 \times 30 \times 32$	Max Pooling	2×2	2
$15 \times 15 \times 32$	Conv	$3 \times 3 \times 32 \times 32$	1
$13 \times 13 \times 32$	Max Pooling	2×2	2
$6 \times 6 \times 32$	Conv	$3 \times 3 \times 32 \times 32$	1
512	Fully Connected	512×64	—
64	Fully Connected	64×10	—

runs 1000 training iterations in total, with a validation phase for every 100 iterations.

Fig. 8 presents the performance of multi-node acceleration. The runtime includes both the training phase and the validation phase. It can be observed that the runtime rapidly decreases as the number of GPU nodes grows, achieving near-linear acceleration rate.

B. Comparison with EvoTorch

To further validate the efficiency of `EvoX`, we juxtapose its performance against `EvoTorch`. The comparative evaluation is streamlined using two algorithms that both libraries inherently support: PGPE and xNES. The experiment is conducted on the Sphere function. Given that these problems are not provided in `EvoTorch`, we leveraged their implementations from `EvoX` and integrated them into `EvoTorch` for a uniform comparison. Our experimental strategy comprised two stages. In the first, we maintain the problem dimension at a constant value of 100, while varying the population size. Subsequently, the

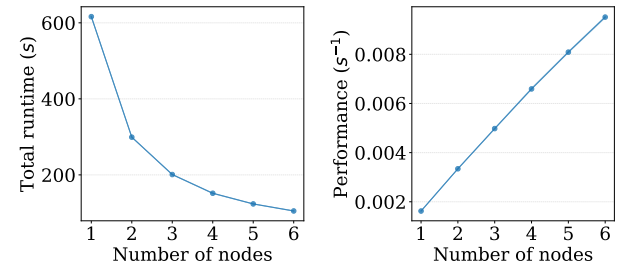


Fig. 8: Experimental results of multi-node acceleration. The number of GPU nodes are ranged from 1 to 6. The same data is presented in two ways: runtime (left) and its inverse (right).

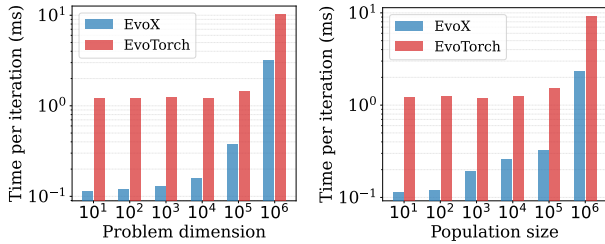


Fig. 9: Performance comparison when running PGPE on Sphere function.

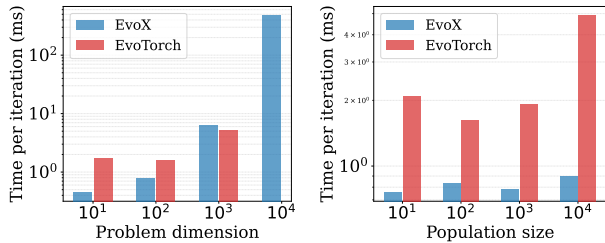


Fig. 10: Performance comparison when running xNES on Sphere function. **Note:** EvoTorch has failed the 10,000-dimension test due to *Out of Memory* error.

population size is set at a static value of 100, and the problem dimension is adjusted.

Figures 10 and 9 elucidate the experimental results. Evidently, `EvoX` consistently exhibits superior performance over `EvoTorch`. Specifically, PGPE’s execution on `EvoX` is approximately tenfold faster across all configurations. Likewise, xNES, when tested on `EvoX`, has demonstrated a marked speed advantage over its `EvoTorch` counterpart during the population scaling tests. Nevertheless, as the problem dimension escalates to 1,000, `EvoTorch` has marginally eclipsed `EvoX`. However, when the problem dimension reaches 10,000, `EvoTorch` has encountered an *Out of Memory* error and thus failed to complete the test. In contrast, `EvoX` has successfully concluded the benchmark using the same hardware configuration, suggesting its more efficient memory utilization.

VII. RELATED WORK

A. EC libraries in Python

DEAP [11] stands as a robust framework for evolutionary algorithms in Python, enriched by its extensive history and diverse features. Catering to a comprehensive array of EC algorithms, DEAP supports both single and multi-objective variants. Its repertoire of built-in benchmark problems simplifies the task of evaluating EC algorithm performance. Given its suitability for rapid prototyping and iterative testing, DEAP remains a favored tool among EC researchers. Its prowess in parallelization, especially its ability to streamline evaluations across multiple cores or even distributed systems via `scoop`, further cements its reputation.

PyGAD [12] offers a specialized platform for crafting genetic algorithms in Python. It equips users with an array of crossover, mutation, and parent selection operators, essential

for shaping genetic algorithms. However, its hallmark lies in its commitment to machine learning tasks. With tools and features tailored for neural network training, **PyGAD** emerges as an optimal choice for integrating evolutionary computation within the realm of machine learning.

Pymoo [13] centers its capabilities around evolutionary multi-objective optimization in Python. Its robustness is evident from its sweeping support for multi-objective optimization, including an array of benchmark problems and cutting-edge multi-objective EC algorithms. **Pymoo** also endows users with a suite of operators tailored for multi-objective optimization, fostering easy customization. Its ensemble of features, particularly those facilitating visualization and informed decision-making, underscores **Pymoo**’s dedication to evolutionary multi-objective optimization.

Pygmo [14] carves a niche in the domain of massively parallel optimization. Rooted in the generalized island model, it champions coarse-grained parallelization. **Pygmo** rolls out a diverse palette of algorithms, benchmark challenges, and migration strategies, streamlining the implementation of parallelized algorithms. Its support for batch fitness evaluation further amplifies its utility, as users can orchestrate parallel fitness evaluations tailored to their methodologies.

EvoJAX [15] is a pioneering framework for scalable, hardware-accelerated neuroevolution. Building upon the JAX library, **EvoJAX** seamlessly integrates evolutionary strategies algorithms with neural networks, facilitating efficient parallel operations across TPU/GPUs. With its capacity to harness algorithms and tasks within a NumPy environment, enhanced by just-in-time compilation, it sets new performance standards.

evosax [16] stands out as a forward-thinking library tailored for GPU-accelerated EC algorithms. Rooted in the JAX platform, **evosax** presents a rich array of algorithms, each of which within its arsenal is meticulously crafted for optimal performance on hardware accelerators, underscoring its technical prowess.

EvoTorch [17] carves a niche in the realm of evolutionary computation, with a spotlight on high-dimensional optimization challenges. Harmoniously integrated with PyTorch, **EvoTorch** offers users an intuitive optimization environment, further bolstered by its GPU adaptability and potent parallelization features.

B. JAX

Emerging from the shadows of conventional libraries, JAX has solidified its reputation as a pioneering computational library, adopting a NumPy-style API but supercharging it for GPU-accelerated numerical operations [18]. What sets JAX apart is its commitment to meeting the ever-evolving computational challenges of the modern era. Its just-in-time (JIT) compilation feature stands as a testament to this commitment, transforming user-defined Python functions into highly optimized machine code suitable for a diverse range of hardware platforms, from CPUs to GPUs and even TPUs.

A noteworthy achievement of JAX’s JIT compilation is its ability to fuse operators. In many numerical tasks, particularly in deep learning models, computations often involve a chain

of diminutive tensor operations. Executing these operations independently can be computationally inefficient due to the overhead of memory accesses. JAX’s solution to this predicament is both elegant and effective: it amalgamates several of these smaller operations into singular, more efficient tasks, significantly reducing memory overhead and enhancing computational speed.

Moreover, JAX boasts an integrated autograd system, enabling the automatic derivation of gradients, a cornerstone for many gradient-dependent optimization methods. This feature becomes particularly invaluable in EC algorithms, where optimization plays a pivotal role. Furthermore, JAX’s adherence to functional programming principles ensures computations are both pure and devoid of side-effects, resulting in code that is not only predictable but also considerably easier to debug. Such a paradigm resonates deeply with EC algorithms, which inherently lack state and thrive in a functional setting.

In summary, JAX positions itself as an invaluable asset in the realm of scalable EC. Through its harmonious blend of JIT compilation, operator fusion, and autograd functionalities, it delivers on computational efficiency without compromising on adaptability or ease of use.

VIII. CONCLUSION

Throughout its evolution, EC has consistently demonstrated its profound capabilities as a central pillar within the domain of AI. Its adaptability has enabled its application in a spectrum of domains, ranging from intricate design optimization to the ambitious realms of AGI. Central to the discussions in this paper is the contemporary challenge facing EC: ensuring scalability in an era marked by vast data volumes and multifaceted systems.

To address these challenges, we unveiled `EvoX`, an all-encompassing EC framework. Rooted in principles of scalability, flexibility, and efficiency, `EvoX` distinguishes itself with its programming and computation models, which engender a cohesive approach to a plethora of EC algorithmic paradigms. Moreover, the architectural choices within `EvoX`, particularly its hierarchical state management system, empower it to adeptly leverage distributed, heterogeneous computational resources, thereby differentiating it from extant solutions. On top of the framework, we developed a comprehensive library for scalable EC. Our rigorous experimental investigations provided a granular understanding of `EvoX`’s performance landscape. These analyses unequivocally confirmed its computational prowess, with a marked advantage over other established libraries like `EvoTorch`.

Looking forward, we envision continual enhancements to `EvoX`. This includes assimilating insights from the wider academic community and venturing into uncharted territories within EC. As the computational landscape evolves, especially with advancements in quantum computing, `EvoX` is poised for further refinement, ensuring EC’s enduring relevance in the ever-evolving tapestry of Artificial Intelligence.

ACKNOWLEDGEMENT

We wish to thank Zhenyu Liang, Minyang Chen, Lishuang Wang, Haoming Zhang, Kebin Sun, Haoyu Zhang, and Jiachun

Li for their efforts in helping with the implementations and testings. We also wish to thank Yansong Huang for his unique contributions to help with the visualization of the experimental data.

REFERENCES

- [1] T. Bäck, D. B. Fogel, and Z. Michalewicz, “Handbook of evolutionary computation,” *Release*, vol. 97, no. 1, p. B1, 1997.
- [2] C. A. Pena-Reyes and M. Sipper, “Evolutionary computation in medicine: an overview,” *Artificial Intelligence in Medicine*, vol. 19, no. 1, pp. 1–23, 2000.
- [3] I. C. Parmee, *Evolutionary and adaptive computing in engineering design*. Springer Science & Business Media, 2012.
- [4] H. Malik, A. Iqbal, P. Joshi, S. Agrawal, and F. I. Bakhsh, *Metaheuristic and evolutionary computation: algorithms and applications*. Springer, 2021, vol. 916.
- [5] K. O. Stanley, J. Clune, J. Lehman, and R. Miikkulainen, “Designing neural networks through neuroevolution,” *Nature Machine Intelligence*, vol. 1, no. 1, pp. 24–35, 2019.
- [6] M. N. Omidvar, X. Li, and X. Yao, “A review of population-based metaheuristics for large-scale black-box global optimization—part ii,” *IEEE Transactions on Evolutionary Computation*, vol. 26, no. 5, pp. 823–843, 2021.
- [7] S. Liu, Q. Lin, J. Li, and K. C. Tan, “A survey on learnable evolutionary algorithms for scalable multiobjective optimization,” *IEEE Transactions on Evolutionary Computation*, 2023.
- [8] Y. Liu, Y. Sun, B. Xue, M. Zhang, G. G. Yen, and K. C. Tan, “A survey on evolutionary neural architecture search,” *IEEE transactions on neural networks and learning systems*, 2021.
- [9] Z.-H. Zhan, J.-Y. Li, and J. Zhang, “Evolutionary deep learning: A survey,” *Neurocomputing*, vol. 483, pp. 42–58, 2022.
- [10] R. Miikkulainen and S. Forrest, “A biological perspective on evolutionary computation,” *Nature Machine Intelligence*, vol. 3, no. 1, pp. 9–15, 2021.
- [11] F.-A. Fortin, F.-M. De Rainville, M.-A. Gardner, M. Parizeau, and C. Gagné, “DEAP: Evolutionary algorithms made easy,” *Journal of Machine Learning Research*, vol. 13, pp. 2171–2175, jul 2012.
- [12] A. F. Gad, “PyGAD: An Intuitive Genetic Algorithm Python Library,” 2021.
- [13] J. Blank and K. Deb, “Pymoo: Multi-objective Optimization in Python,” *IEEE Access*, vol. 8, pp. 89 497–89 509, 2020.
- [14] F. Biscani and D. Izzo, “A parallel global multiobjective framework for optimization: pagmo,” *Journal of Open Source Software*, vol. 5, no. 53, p. 2338, 2020. [Online]. Available: <https://doi.org/10.21105/joss.02338>
- [15] Y. Tang, Y. Tian, and D. Ha, “EvoJAX: Hardware-accelerated neuroevolution,” in *Proceedings of the Genetic and Evolutionary Computation Conference Companion*, 2022, pp. 308–311.
- [16] R. T. Lange, “evosax: JAX-based Evolution Strategies,” *arXiv preprint arXiv:2212.04180*, 2022.
- [17] N. E. Toklu, T. Atkinson, V. Micka, P. Liskowski, and R. K. Srivastava, “Evotorch: Scalable evolutionary computation in python,” 2023.
- [18] J. Bradbury, R. Frostig, P. Hawkins, M. J. Johnson, C. Leary, D. Maclaurin, G. Necula, A. Paszke, J. VanderPlas, S. Wanderman-Milne, and Q. Zhang, “JAX: composable transformations of Python+NumPy programs,” 2018. [Online]. Available: <http://github.com/google/jax>
- [19] A. Paszke, S. Gross, F. Massa, A. Lerer, J. Bradbury, G. Chanan, T. Killeen, Z. Lin, N. Gimelshein, L. Antiga, A. Desmaison, A. Kopf, E. Yang, Z. DeVito, M. Raison, A. Tejani, S. Chilamkurthy, B. Steiner, L. Fang, J. Bai, and S. Chintala, “Pytorch: An imperative style, high-performance deep learning library,” in *Advances in Neural Information Processing Systems 32*, 2019, pp. 8024–8035.
- [20] P. Moritz, R. Nishihara, S. Wang, A. Tumanov, R. Liaw, E. Liang, M. Elibol, Z. Yang, W. Paul, M. I. Jordan, and I. Stoica, “Ray: A Distributed Framework for Emerging AI Applications,” in *13th USENIX Symposium on Operating Systems Design and Implementation (OSDI 18)*, Oct. 2018, pp. 561–577.
- [21] H. Bai, R. Cheng, and Y. Jin, “Evolutionary reinforcement learning: A survey,” *arXiv preprint arXiv:2303.04150*, 2023.
- [22] Y. Xu, H. Lee, D. Chen, B. Hechtman, Y. Huang, R. Joshi, M. Krikun, D. Lepikhin, A. Ly, M. Maggioni, R. Pang, N. Shazeer, S. Wang, T. Wang, Y. Wu, and Z. Chen, “Gspmd: General and scalable parallelization for ml computation graphs,” 2021.
- [23] T. Salimans, J. Ho, X. Chen, S. Sidor, and I. Sutskever, “Evolution Strategies as a Scalable Alternative to Reinforcement Learning,” 2017.

- [24] N. Hansen, S. D. Müller, and P. Koumoutsakos, "Reducing the Time Complexity of the Derandomized Evolution Strategy with Covariance Matrix Adaptation (CMA-ES)," *Evolutionary Computation*, vol. 11, no. 1, pp. 1–18, 2003.
- [25] F. Sehnke, C. Osendorfer, T. Rückstieß, A. Graves, J. Peters, and J. Schmidhuber, "Parameter-exploring policy gradients," *Neural Networks*, vol. 23, no. 4, pp. 551–559, 2010, the 18th International Conference on Artificial Neural Networks, ICANN 2008. [Online]. Available: <https://www.sciencedirect.com/science/article/pii/S0893608009003220>
- [26] M. Nomura and I. Ono, "Fast Moving Natural Evolution Strategy for High-Dimensional Problems," in *2022 IEEE Congress on Evolutionary Computation (CEC)*, 2022, pp. 1–8.
- [27] T. Glasmachers, T. Schaul, S. Yi, D. Wierstra, and J. Schmidhuber, "Exponential Natural Evolution Strategies," ser. GECCO '10. New York, NY, USA: Association for Computing Machinery, 2010, p. 393–400. [Online]. Available: <https://doi.org/10.1145/1830483.1830557>
- [28] R. Mendes, J. Kennedy, and J. Neves, "The fully informed particle swarm: simpler, maybe better," *IEEE Transactions on Evolutionary Computation*, vol. 8, no. 3, pp. 204–210, June 2004.
- [29] R. Cheng and Y. Jin, "A competitive swarm optimizer for large scale optimization," *IEEE Transactions on Cybernetics*, vol. 45, no. 2, pp. 191–204, Feb 2015.
- [30] F. van den Bergh and A. Engelbrecht, "A Cooperative approach to particle swarm optimization," *IEEE Transactions on Evolutionary Computation*, vol. 8, no. 3, pp. 225–239, 2004.
- [31] J. Liang, A. Qin, P. Suganthan, and S. Baskar, "Comprehensive learning particle swarm optimizer for global optimization of multimodal functions," *IEEE Transactions on Evolutionary Computation*, vol. 10, no. 3, pp. 281–295, June 2006.
- [32] R. Cheng and Y. Jin, "Demonstrator selection in a social learning particle swarm optimizer," in *2014 IEEE Congress on Evolutionary Computation (CEC)*, July 2014, pp. 3103–3110.
- [33] Y. Wang, Z. Cai, and Q. Zhang, "Differential evolution with composite trial vector generation strategies and control parameters," *IEEE Transactions on Evolutionary Computation*, vol. 15, no. 1, pp. 55–66, 2011.
- [34] J. Zhang and A. C. Sanderson, "JADE: adaptive differential evolution with optional external archive," *IEEE Transactions on Evolutionary Computation*, vol. 13, no. 5, pp. 945–958, 2009.
- [35] A. K. Qin, V. L. Huang, and P. N. Suganthan, "Differential evolution algorithm with strategy adaptation for global numerical optimization," *IEEE transactions on Evolutionary Computation*, vol. 13, no. 2, pp. 398–417, 2008.
- [36] R. Tanabe and A. Fukunaga, "Success-history based parameter adaptation for differential evolution," in *2013 IEEE Congress on Evolutionary Computation*. IEEE, 2013, pp. 71–78.
- [37] K. M. Sallam, S. M. Elsayed, R. K. Chakraborty, and M. J. Ryan, "Improved multi-operator differential evolution algorithm for solving unconstrained problems," in *2020 IEEE Congress on Evolutionary Computation (CEC)*. IEEE, 2020, pp. 1–8.
- [38] K. Deb, A. Pratap, S. Agarwal, and T. Meyarivan, "A fast and elitist multiobjective genetic algorithm: NSGA-II," *IEEE Transactions on Evolutionary Computation*, vol. 6, no. 2, pp. 182–197, 2002.
- [39] K. Deb and H. Jain, "An Evolutionary Many-Objective Optimization Algorithm Using Reference-Point-Based Nondominated Sorting Approach, Part I: Solving Problems With Box Constraints," *IEEE Transactions on Evolutionary Computation*, vol. 18, no. 4, pp. 577–601, 2014.
- [40] E. Zitzler, M. Laumanns, and L. Thiele, "SPEA2: Improving the strength Pareto evolutionary algorithm," *TIK report*, vol. 103, 2001.
- [41] M. Li, S. Yang, and X. Liu, "Bi-goal evolution for many-objective optimization problems," *Artificial Intelligence*, vol. 228, pp. 45–65, 2015. [Online]. Available: <https://www.sciencedirect.com/science/article/pii/S0004370215000995>
- [42] X. Zhang, Y. Tian, and Y. Jin, "A Knee Point-Driven Evolutionary Algorithm for Many-Objective Optimization," *IEEE Transactions on Evolutionary Computation*, vol. 19, no. 6, pp. 761–776, 2015.
- [43] Q. Zhang and H. Li, "MOEA/D: A Multiobjective Evolutionary Algorithm Based on Decomposition," *IEEE Transactions on Evolutionary Computation*, vol. 11, no. 6, pp. 712–731, 2007.
- [44] R. Cheng, Y. Jin, M. Olhofer, and B. Sendhoff, "A Reference Vector Guided Evolutionary Algorithm for Many-Objective Optimization," *IEEE Transactions on Evolutionary Computation*, vol. 20, no. 5, pp. 773–791, 2016.
- [45] Y. Yuan, H. Xu, B. Wang, and X. Yao, "A New Dominance Relation-Based Evolutionary Algorithm for Many-Objective Optimization," *IEEE Transactions on Evolutionary Computation*, vol. 20, no. 1, pp. 16–37, 2016.
- [46] H.-L. Liu, F. Gu, and Q. Zhang, "Decomposition of a Multiobjective Optimization Problem Into a Number of Simple Multiobjective Subproblems," *IEEE Transactions on Evolutionary Computation*, vol. 18, no. 3, pp. 450–455, 2014.
- [47] X. Cai, Y. Li, Z. Fan, and Q. Zhang, "An External Archive Guided Multiobjective Evolutionary Algorithm Based on Decomposition for Combinatorial Optimization," *IEEE Transactions on Evolutionary Computation*, vol. 19, no. 4, pp. 508–523, 2015.
- [48] E. Zitzler and S. Künzli, "Indicator-Based Selection in Multiobjective Search," in *Parallel Problem Solving from Nature - PPSN VIII*, X. Yao, E. K. Burke, J. A. Lozano, J. Smith, J. J. Merelo-Guervós, J. A. Bullinaria, J. E. Rowe, P. Tiño, A. Kabán, and H.-P. Schwefel, Eds. Berlin, Heidelberg: Springer Berlin Heidelberg, 2004, pp. 832–842.
- [49] J. Bader and E. Zitzler, "HypE: An Algorithm for Fast Hypervolume-Based Many-Objective Optimization," *Evolutionary Computation*, vol. 19, no. 1, pp. 45–76, 03 2011. [Online]. Available: https://doi.org/10.1162/EVCO_a_00009
- [50] B. Li, K. Tang, J. Li, and X. Yao, "Stochastic Ranking Algorithm for Many-Objective Optimization Based on Multiple Indicators," *IEEE Transactions on Evolutionary Computation*, vol. 20, no. 6, pp. 924–938, 2016.
- [51] Y. Sun, G. G. Yen, and Z. Yi, "Igd indicator-based evolutionary algorithm for many-objective optimization problems," *IEEE Transactions on Evolutionary Computation*, vol. 23, no. 2, pp. 173–187, 2018.
- [52] Y. Tian, R. Cheng, X. Zhang, F. Cheng, and Y. Jin, "An Indicator-Based Multiobjective Evolutionary Algorithm with Reference Point Adaptation for Better Versatility," *IEEE Transactions on Evolutionary Computation*, vol. 22, no. 4, pp. 609–622, 2018.
- [53] C. D. Freeman, E. Frey, A. Raichuk, S. Girgin, I. Mordatch, and O. Bachem, "Brax – a differentiable physics engine for large scale rigid body simulation," 2021.
- [54] G. Brockman, V. Cheung, L. Pettersson, J. Schneider, J. Schulman, J. Tang, and W. Zaremba, "OpenAI Gym," 2016.
- [55] A. Ahrari, S. Elsayed, R. Sarker, D. Essam, and C. A. C. Coello, "Problem definition and evaluation criteria for the cec'2022 competition on dynamic multimodal optimization," in *Proceedings of the IEEE World Congress on Computational Intelligence (IEEE WCCI 2022)*, Padua, Italy, 2022, pp. 18–23.
- [56] E. Zitzler, K. Deb, and L. Thiele, "Comparison of Multiobjective Evolutionary Algorithms: Empirical Results," *Evolutionary Computation*, vol. 8, no. 2, pp. 173–195, 2000.
- [57] K. Deb, L. Thiele, M. Laumanns, and E. Zitzler, *Scalable Test Problems for Evolutionary Multiobjective Optimization*. London: Springer London, 2005, pp. 105–145. [Online]. Available: https://doi.org/10.1007/1-84628-137-7_6
- [58] R. Cheng, M. Li, Y. Tian, X. Zhang, S. Yang, Y. Jin, and X. Yao, "A benchmark test suite for evolutionary many-objective optimization," *Complex & Intelligent Systems*, vol. 3, pp. 67–81, 2017.
- [59] R. Cheng, Y. Jin, M. Olhofer, and B. Sendhoff, "Test Problems for Large-Scale Multiobjective and Many-Objective Optimization," *IEEE Transactions on Cybernetics*, vol. 47, no. 12, pp. 4108–4121, 2017.
- [60] A. Krizhevsky and G. Hinton, "Learning multiple layers of features from tiny images," 2009. [Online]. Available: <https://www.cs.toronto.edu/~kriz/learning-features-2009-TR.pdf>
- [61] V. Nair and G. E. Hinton, "Rectified linear units improve restricted boltzmann machines," in *International Conference on Machine Learning (ICML)*, 2010, pp. 807–814.
- [62] F. Sehnke, C. Osendorfer, T. Rückstieß, A. Graves, J. Peters, and J. Schmidhuber, "Parameter-exploring policy gradients," *Neural Networks*, vol. 23, no. 4, pp. 551–559, May 2010. [Online]. Available: <https://www.sciencedirect.com/science/article/pii/S0893608009003220>