

---

# CAUSAL INFLUENCE MAXIMIZATION IN HYPERGRAPH

---

Xinyan Su \*

<sup>1</sup>Computer Network Information Center, University of Chinese Academy of Sciences  
suxinyan@cnic.cn

Zhiheng Zhang \*

<sup>2</sup>Institute for Interdisciplinary Information Sciences, Tsinghua University  
zhiheng-20@mails.tsinghua.edu.cn

## ABSTRACT

Influence Maximization (IM) is the task of selecting a fixed number of seed nodes in a given network to maximize dissemination benefits. Although the research for efficient algorithms has been dedicated recently, it is usually neglected to further explore the graph structure and the objective function inherently. With this motivation, we take the first attempt on the hypergraph-based IM with a novel causal objective. We consider the case that each hypergraph node carries specific attributes with Individual Treatment Effect (ITE), namely the change of potential outcomes before/after infections in a causal inference perspective. In many scenarios, the sum of ITEs of the infected is a more reasonable objective for influence spread, whereas it is difficult to achieve via current IM algorithms. In this paper, we introduce a new algorithm called **CauIM**. We first recover the ITE of each node with observational data and then conduct a weighted greedy algorithm to maximize the sum of ITEs of the infected. Theoretically, we mainly present the generalized lower bound of influence spread beyond the well-known  $(1 - \frac{1}{e})$  optimal guarantee and provide the robustness analysis. Empirically, in real-world experiments, we demonstrate the effectiveness and robustness of **CauIM**. It outperforms the previous IM and randomized methods significantly.

**Keywords** Influence Maximization · Causal Inference · Hypergraph

## 1 Introduction

Information propagation over online viral markets has been booming in recent years. Due to the power of the “word-of-mouth” phenomenon, influence spread has been demonstrated necessity in fairly broad applications, such as social networks [3] and recommendations [6]. All those scenarios have the role of the influencer as well as followers, where massive followers receiving the message or accepting the suggestion of the former is hoped. In this sense, a scientific problem naturally comes—how to achieve maximum impact value through dissemination with a limited initial sample size (lower than a constant  $K$ ). It is well-known as **Influence Maximization (IM)** problem [18]. It contains a solid mathematical background related to maximum set covering problem [18], and has been applied in many important scenarios such as network monitoring [35] and rumor control [40].

However, there are still two common limitations in current IM literature, both in the graph node structure and optimization objective. For the *first* limitation, the exploration of hypergraph-based IM is urgent to be settled. Since the hypergraph structure is consistent with ample real-world scenarios, especially when different nodes in the graph contain high-level, multivariate relationships, where the traditional graph is hard to model. Take an example of the disease propagation problem regarded as IM on hypergraph in figure 2(a). Students are connected through social circles, where each circle can be represented as a hyperedge. Different from ordinary graphs, the influence of node  $V_6$  is spread not considering the edge consisting of a pair of nodes, but on more its affiliated hyperedges shown in figure 2(b). Existing hypergraph-based studies are mostly separated into two parts: 1) people are committed to developing heuristic methods

---

\*Equal contribution.

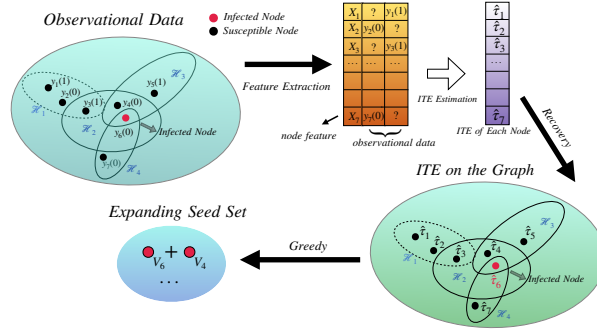


Figure 1: The procedure of **CauIM**. Observational data is shown in the original hypergraph diagram, and only  $V_6$  is within the seed set. Due to the duality of being infected or not, we can only observe one from  $y_i(1)$  and  $y_i(0)$  for each node  $V_i$ . First, via feature extraction and  $\text{ITE} = y_i(1) - y_i(0)$  estimation (denoted by  $\hat{t}_i$ ) from observational data, we construct a new weighted graph with estimated ITE. Second, via the greedy algorithm with propagation mechanism (Fig. 2(a)), we expand the seed set targeting the (estimated) largest sum of ITE. In this sense,  $V_4$  is chosen as the next seed.

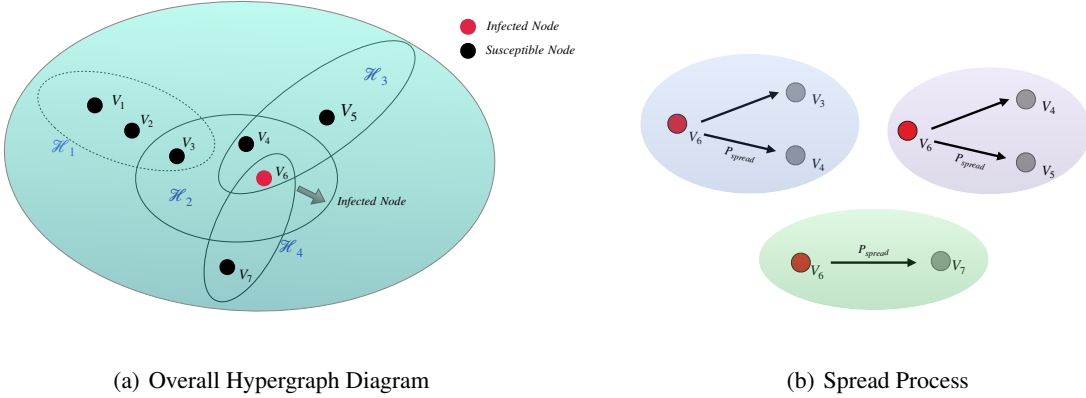


Figure 2: An illustration of propagation process. With  $V_6$  infected, the hyperedges ( $\mathcal{H}_2$ ,  $\mathcal{H}_3$  and  $\mathcal{H}_4$  with solid line) containing  $V_6$  are chosen to be the candidates. Nodes ( $V_3$ ,  $V_4$ ,  $V_5$ ,  $V_7$ ) in these hyperedges will potentially convert to the infection state with the spreading probability.

but with not enough theoretical support [2, 1, 37]. 2) people developed fundamental theoretical guarantees only on a specific form of hypergraph structure [42]. In general, a general hypergraph-based IM without a solid theoretical guarantee and high empirical efficiency still needs to be explored.

For the *second* limitation, the original optimization objective needs to be reconsidered in many cases. The previous objective is directly implied as the sum of node numbers, which stems from empirical or even philosophical determinations and lacks rigorous mathematical arguments. This implication is attributed to the over-simplification of real-life situations—current IM methods tend to overlook the inherent attribute and weight (ITE) of each node. The traditional IM methods [18, 21, 33] focusing on maximizing total numbers might significantly fail to pursue the maximum total commercial benefit (pursue “larger weighted sum” instead of “larger number of nodes”). Wang et al. [36] proposed the new weighted IM problem whereas they rely on non-negative assumptions and are not generalized to the hypergraph. In general, reconsidering new object functions is required.

We call it hypergraph-based weighted IM when these two limitations occur simultaneously in the real world. We illustrate the compatibility of these two properties via the online datasets GoodReads [34]. GoodReads is a famous dataset of hypergraphs in recommendations. It contains book items, each with detailed information on content and authors. The selling process can be modeled as a hypergraph-based benefit-oriented IM problem with two observations: 1) Readers mainly learn new books from the author information of the bought ones (books sharing the same author is in a hypergraph); 2) Book price is changed associated with its reviews (weighted). We aim to achieve the most commercial benefit during the propagation of good reviews. Existing IM systems are already inapplicable to tackle the obstacles. We will analyze it more in-depth in Sec. 6.

For supplements, it should be emphasized that the weights above are not directly observable. As shown in Fig. 1, weight is denoted as the price changes (causal effect)  $ITE = y_i(1) - y_i(0)$ , where  $y_i(1), y_i(0)$  denotes the potential prices with good/no reviews. In observational data, we can only get  $y_i(1)$  or  $y_i(0)$  for each node. Hence an important scientific question naturally comes:

*Can we approximately output the optimal expected sum of causal effects in the hypergraph via observational data?*

In this paper, we introduce a new framework Causal Influence Maximization (**CauIM**) to solve this dilemma. To our best knowledge, it is the first attempt at causal influence maximization in the hypergraph. We redefine the optimization objective of the IM problem, aiming at finding the largest sum of the node's ITE. As shown in Fig. 1, our algorithm consists of two core steps: 1) Via feature extraction (embedding), we bridge the node feature to the observational data. We take advantage of the causal representation learning strategy to approximately recover all ITEs from observational data. 2) we develop a greedy theorem by iteratively selecting a new node such that the expected sum of ITEs of the infected can be the largest. Theoretically, we claim the monotonicity and submodularity might no longer hold, and develop a generalized version of the approximate  $(1 - \frac{1}{e})$  optimal guarantee with robustness analysis. Empirically, we demonstrate our **CauIM** can outperform the previous IM and randomized methods. To summarize, Our contributions can be concluded in three folds:

- We **first** construct the causal influence maximization framework in the hypergraph. We propose a novel algorithm **CauIM** to achieve the approximately optimal expected sum of the causal effects of infected nodes.
- We theoretically develop a generalized version of the traditional  $(1 - \frac{1}{e})$  guarantee, especially when ITE could be negative. Moreover, we show **CauIM** is robust to the estimation error.
- We conduct experiments to verify the effectiveness and robustness of **CauIM**. It significantly outperforms the traditional IM and randomized experiments. Moreover, we further observe and analyze the sources of randomness in these algorithms and the relationships that act on each other. It lays empirical groundwork for future uncertainty analysis problems in IM.

## 2 Related work

In this section, we briefly review the previous literature to highlight the motivation of **CauIM**. To our best knowledge, we are the first to attempt to take the causal influence perspective into hypergraph-based IM. In this sense, we introduce the background of IM problem and the interference of causal effect on the (hyper)graph, respectively.

### 2.1 IM

IM is first identified as an algorithm problem by Kempe in [18] and has derived a number of famous variants such as CELF [21], TIM [33], etc. The target of the problem is to get seed set  $S$  of size  $K$ , which maximizes the influence through the given diffusion model on Graph  $\mathcal{G}$ , and is formalized as  $\sigma(S^*) = \arg \max_{S \subseteq \mathcal{V} \wedge |S|=K} \sigma(S)$ , where  $\mathcal{G} = (\mathcal{V}, \mathcal{H})$ , and  $\sigma(\cdot)$  is the influence function. Three key elements of the problem are 1) graph structure, 2) diffusion process and 3) seed selection.

For the graph structure, most studies are focused on normal graphs, and IM on hypergraphs remains to be mined. Known works like HDD method in [37], which presents high performance, especially in hypergraphs of heterogeneous structure; and three greedy-based heuristic approaches are also exclaimed in [2]. These methods achieve high-efficiency improvement using hyperedge properties and still lack enough solid theoretical guarantees. Zhu et al. [42] gives some necessary proofs in theory, but it limits its structure in directed hyperedges.

For the diffusion process, it records how the seeds spread through the network, and mainstream models are Threshold Model (TM) [13], Cascading Model (CM) [11], Triggering Model (TRM), Epidemic Model (EM) [19] and Time-aware Model (TAM). TM methods use a specific threshold to measure if the node is activated, while CM depends on the probability that it gets higher ubiquity. TRM model is generalized from them. EM methods assign a different identity to nodes and the TAM model's propagation parameters. Moreover, Feng and Chen [8] proposed a new combination of causal effect and propagation process, whereas did not focus on the IM problem. In this paper, we mainly focus on the CM model.

For the seed selection, it depends on the IM algorithm itself, which can be divided into four classes: 1) simulation-based approaches [18, 21, 12], 2) heuristic-based approaches [3, 26, 20]; 3) sampling-based approaches [33, 30], and 4) meta-heuristic-based approaches [32, 39, 38]. General greedy and CELF[21] algorithms are most basic and used among them. The greedy algorithm uses the strategy that local optimization approximates the global optimum at each step, and the CELF method, as an improvement of the former algorithm, uses the submodular property to eliminate unnecessary

seed selection steps. On the whole, the simulation-based method uses Monte Carlo (MC) simulation to estimate the spread effect of the seed nodes, giving the guarantee of approximate theory with the sacrificed time complexity. Heuristic-based approaches are the opposite of simulation-based methods in efficiency. Other methods are developed over those two approaches. All existing IM methods share the "number-oriented" optimization goal. Different from them, we propose the **CauIM** framework to resolve more real issues, where each node contains observational data.

## 2.2 Causal Inference and its interference on the graph

The traditional causal effect problem is a well-known missing data recovery process since we can only obtain  $y_i(1)$  or  $y_i(0)$  for each node via observational data. Several randomization test [27] can tackle this challenge whereas is burdened with heavy complexity. Hence, how to recover the individual treatment effect directly from the available data is currently receiving a lot of attention.

However, due to the presence of confounders, it is often unrealistic to estimate  $y_i(1)$  and  $y_i(0)$  directly and simultaneously using the same model framework under the same set of parameters. Specifically, the two sets of nodes corresponding to  $y_i(1)$  and  $y_i(0)$  often have different properties. There are two main strategy for estimation: 1) weighting-based methods, and 2) representation-based methods. For the first method, we make the covariates relatively balanced in the treatment and control groups by adjusting the sample weights; the famous strategy includes propensity scores [22, 23], covariate balance [9] (i.e., moment matching and distance optimisation). The second method is from the perspective of domain generalization [29, 17]. If it is difficult to achieve balance by directly adjusting the sample weights, it is worthwhile to learn a representation that is balanced in the distribution of the treatment and control groups. In doing so, we retain as much as possible the predictive power of the representation for outcome (which, in terms of the causal graph, is equivalent to simply removing the edge from the confounder to the treatment).

In addition, the causal effect on the graph is now becoming a new difficulty and a hot topic. This is because the nodes interact with each other in a complex way, rather than independently of each other. Li and Wager [24] constructed the asymptotic properties of the treatment effect estimation on the graph, whereas without consideration on the hypergraph. In addition, Ma et al. [25] estimated the causal effect via representation learning on the more general hypergraph. However, these methods do not consider the IM question.

## 3 Preliminary

**Organization** Our paper is organized as follows. In Section 3, we describe the main notations and rigorously formalize our problem, and then summarize its core challenges. In Section 4, we propose our method **CauIM** and separate it into three main parts. In Section 4, we theoretically prove the approximately optimal lower bound of **CauIM**, which serves as a generalized version of the well-known  $(1 - \frac{1}{e})$  guarantee, along with the robustness analysis. Finally, we conduct experiments in Section. 5 and make conclusions in Section. 7.

**Notations** We mainly follow the definition in [25].

Table 1: Notations in our paper.

Symbol	Descriptions
$\mathcal{G}(\mathcal{V}, \mathcal{H})$	hypergraph (nodes $\mathcal{V}$ , hyperedges $\mathcal{H}$ )
$\mathbb{H}$	the hypergraph structure matrix
$m, n$	the indices of nodes and hyperedges
$\mathcal{N}_i$	the set of neighbours of node $i$
$X_i$	the covariate of node $i$
$\mathcal{N}_e$	the set of nodes in hyperedges $e \in \mathcal{E}$
$\mathcal{H}_i$	the set of hyperedges containing the $i$ -th node
$p_{i,j}$	diffusion probability from node $i$ to node $j$
$S_i$	the active nodes in each iteration (seed: $S_0$ )
$y_i(1), y_i(0)$	the potential outcome of each node $i$
$\tau_i$	the ITE of each node $i$
$\hat{\tau}_i$	the estimation the ITE of each node $i$
$p_{uv}$	the activating probability between nodes $u, v$

### 3.1 Our formulation

Notice that  $\mathcal{N}_i = \bigcup_{e \in \mathcal{E}_i} \{j \in \mathcal{N}_e\}$ . This is a process whereby seed nodes are constantly spreading outwards. In this process, any node has only two states: active and inactive. In the initial stage, we choose a set  $S_0$  as the seed nodes to

carry specialized information. Next, we follow specific propagation guidelines that cause the seed node to spread the message out with inherent regularity. In general, there are two types of propagation rules, the IC model and the LT model. Without loss of generality, we adopt the natural generalization of IC model on the hypergraph.

In this diffusion, the node that has been activated is successively denoted as  $S_0 \subseteq S_1 \subseteq \dots \subseteq S_n$ . Here the total diffusion iteration is limited as  $n$ . In this process, for each node  $v \notin S_t$ , each node  $u \in \mathcal{N}_v$  will attempt to activate  $v$  with probability  $1 - \prod_{u \in \mathcal{N}^v \cap (S_t \setminus S_{t-1})} (1 - p_{uv})$ .

We construct a new measure to evaluate the sum of total causal effects in the diffusion process<sup>2</sup>.

$$\Phi(S_i) = \sum_{k \in S_i} \tau_k = \sum_{k \in S_i} y_k(1) - y_k(0), i \in [n]. \quad (1)$$

Then we identify the the objective function as the expected total causal inference during the diffusion process:

$$\sigma(S_0) = \mathbb{E}_{S_0 \subseteq S_1 \subseteq \dots \subseteq S_n} (\Phi(S_n)). \quad (2)$$

In conclusion, our **CauIM** the problem illustrated in the introduction part can be formalized as follows:

$$\text{argmax}\{\sigma(S_0)\}, s.t. |S_0| = K. \quad (3)$$

Here  $K$  is a constant.

### 3.2 Core challenges

There are three main core challenges in our paper:

**Missing data** According to Eqn. 1, due to the inherent limitations in causal inference, it is a “missing data problem” for our objective function equation Eqn. 3.

**Optimal guarantee** Due to the Influence Maximization (IM) problem itself being NP-hard, our CauIM can be naturally reduced to the traditional IM problem ( $\tau = 1$ ) and is therefore also NP-hard and more complex than the traditional problem. On this basis, we need to re-analyze rigorously the approximation guarantee of the traditional IM greedy algorithm.

**Estimation error** The ITE estimates themselves are likely to be inaccurate. This introduces additional randomness to the results of our algorithm, apart from the fact that the node propagation process itself is random.

### 3.3 Assumptions

We will introduce several fairly broad assumptions in causal inference:

**Assumption 3.1** (Consistency [5]). The potential outcomes of each  $i$ -th node  $y_i(1), y_i(0)$  are equal to the observational values of  $Y$  when we the treatment is chosen as 0, 1.

**Assumption 3.2** (STUVA [15]). “The potential outcomes for any unit do not vary with the treatment assigned to other units, and, for each unit, there are no different forms or versions of each treatment level, which lead to different potential outcomes”.

**Assumption 3.3** (Ignorability [16]). the pair of potential outcomes is independent of the treatment assignment, given the covariates of each node. Namely,  $\{y_i(0), y_i(1)\} \perp\!\!\!\perp T \mid X_i$

In addition, we aim to disentangle the potential outcome of each node from the information (treatment, covariate) of other nodes. Specifically, we follow the summary function as in [25]:  $o_i = \text{ENV}(\mathbb{H}, T_{-i}, X_{-i})$ , here  $T_{-i}, X_{-i}$  denotes the information of  $T, X$  without node  $V_i$ . They constructed this function to transfer the causality-based intervention problem of  $y_i(1), y_i(0)$  to the traditional correlation-based mathematical problem. This transformation leads to the following assumption [28]:

**Assumption 3.4** (Unconfoundedness [25]). If we denote the environmental summary function as  $o_i = \text{ENV}(\mathbb{H}, T_{-i}, X_{-i})$ , then we assume the potential outcomes are independent with  $T_i \in \{0, 1\}, o_i$  given  $x_i$ . Namely,  $\{y_i(1), y_i(0)\} \perp\!\!\!\perp \{T_i, o_i\} \mid x_i$ .

**Assumption 3.5** (Expressiveness of the environmental function [25]). The potential outcomes  $y_i(1), y_i(0)$  can be determined given  $x_i$  when the environmental function is determined.

**Proposition 3.6** (the identification of  $y_i(1)$  and  $y_i(0)$  [25]). *In hypergraph, by assumption..., the expected potential outcome can be computed by observational data Given  $X, \mathbb{H}, T$ , we have  $\mathbb{E}(y_i(\omega); X, T, \mathbb{H}) = \mathbb{E}(y_i \mid X_i = x_i, t_i = \omega, o_i), \omega \in \{0, 1\}$ .*

<sup>2</sup>We use the simplification  $[n] \stackrel{\text{def}}{=} \{0, 1, 2, \dots, n\}$ .

## 4 Methodology

In this section, we first formulate the causal IM problem and then propose out new **Causal Influence Maximization** algorithm called **CauIM**. This algorithm contains three core parts: 1) ITE estimation, 2) Diffusion process, and 3) Greedy algorithm. We will illustrate these three steps in detail.

### 4.1 Traditional Greedy-based algorithm

**ITE estimation** Motivated by [25], we recover the individual ITE from observational data, as shown in Fig. 1. Both feature representation and higher-order relationship representation are modeled with a balancing mechanism (namely, adopting the additional penalty term to force the covariate balance between the treatment group and control group). Specifically, in this process, we construct the high-order relation  $P_i$  to denote the higher-order interference representation of node  $V_i$  with its environments:  $P_i = \Psi(Z_i, \mathcal{H}, T_{-i}, t_i)$ . Finally, with the combination of the sole representation  $Z_i$  and the environmental higher-order interference  $P_i$ , we get the prediction of  $y_i(1), y_i(0)$ .

**Diffusion model in hypergraph** We follow the literature [31]. First, each infected-state node chooses one hyperedge which contains it, then it spreads the message to susceptible state nodes in this hyperedge with a certain probability and repeats the process.

**Greedy search** We inductively select the seed candidate via greedy search:

$$v = \arg \max_{v \notin S_0} \{\sigma(S_0 \cup \{v\}) - \sigma(S_0)\} \quad (4)$$

---

#### Algorithm 1 ITE recovery()

---

**Require:** feature  $X_i$ , treatment  $T_i$  and environmental information  $T_{-i}$  of each node,  $\mathcal{H}(\mathcal{V}, \mathcal{E})$ .

- 1: Representation learning via [25].
- 2:  $Z_i = \text{Balancing}(X_i)$
- 3:  $P_i = \Psi(Z_i, \mathcal{H}, T_{-i}, t_i)$
- 4:  $p_i = \text{Balancing}(P_i)$
- 5: MLP using  $Z_i, P_i$  output  $y_i1$  and  $y_i0$
- 6:  $\tau_i = y_i1 - y_i0$

**Ensure:** The individual causal effect  $\tau_i$  on each node.

---



---

#### Algorithm 2 Traditional greedy-based CauIM

---

**Require:** Hypergraph  $\mathcal{G}(\mathcal{V}, \mathcal{H})$ , size of the seed set  $K$ .

- 1: Initialization:  $S_0 = \emptyset, k = 0$ .
- 2: **ITE recovery**().
- 3: **for**  $|S_0| < K$  **do**
- 4:    $v = \arg \max_{v \notin S_0} \{\sigma(S_0 \cup \{v\}) - \sigma(S_0)\}$
- 5:    $S_0 = S_0 \cup \{v\}$
- 6: **end for**

**Ensure:** The deterministic seed set  $S_0$  with  $|S_0| = K$ .

---



---

#### Algorithm 3 Monto Carlo-based greedy CauIM

---

**Require:** Hypergraph  $\mathcal{H}(\mathcal{V}, \mathcal{E})$ , size of the seed set  $K$ , a constant  $T$ .

- 1: Initialization:  $S_0 = \emptyset, k = 0$ .
- 2: **ITE recovery**().
- 3: **for**  $|S_0| < K$  **do**
- 4:    $v = \arg \max_{v \notin S_0} \{\text{MC}(S_0 \cup \{v\}, T) - \text{MC}(S_0, T)\}$
- 5:    $S_0 = S_0 \cup \{v\}$
- 6: **end for**

**Ensure:** The deterministic seed set  $S_0$  with  $|S_0| = K$ .

---

### 4.2 CELF efficiency algorithm

Due to the complexity burden, we develop a variant of CauIM based on Cost Effective Lazy Forward (CELF) Algorithm [21].

**Algorithm 4** Monto Carlo method MC()**Require:** Iteration  $T$ 

- 1:  $\text{count} = 0$
- 2: **for**  $i \in [T]$  **do**
- 3:   We conduct the diffusion process with  $T$  steps, and compute the sum of causal effects  $\sigma_T(S_0) = \sum_{\text{node } j \text{ is activated}} \tau_j$ .  $\text{count} = \text{count} + \sigma_T(S_0)$ .
- 4: **end for**

**Ensure:** Return  $\text{count}/T$ .**Algorithm 5** CELF CauIM**Require:** Hypergraph  $\mathcal{H}(\mathcal{V}, \mathcal{E})$ , size of the seed set  $K$ , a constant  $T$ .

- 1: Initialization:  $S_0 = \emptyset, k = 0$ .
- 2: **ITE recovery**()
- 3: **for**  $k$  loops: **do**
- 4:   Find the first node with greedy algorithm; Calculate the first iteration sorted list; Create the sorted list of nodes and their marginal gain  $v = \arg \max_{v \notin S_0} \{\sigma(S_0 \cup \{v\}) - \sigma(S_0)\}$
- 5:   Select the first node and remove from candidate list; Find the next  $k-1$  nodes using the list-sorting procedure;
- 6:   Count the number of times the spread is computed; Recalculate the spread of the top node; Evaluate the spread function and store the marginal gain in the list; Re-sort the list; Check if the previous top node stayed on top after the sort
- 7:   Select the next node; Remove the selected node from the list ;  $k = k + 1$
- 8: **end for**

**Ensure:** The deterministic seed set  $S_0$  with  $|S_0| = K$ .

## 5 Theoretical analysis

Antelmi et al. [2], Zheng et al. [41] claimed their hypergraph does not contain submodularity. However, their hypergraph is special. They define the hyperedge as  $(H, t)^3$ . Further, Gangal et al. [10] demonstrated the submodularity of the general hypergraph. [36] proposed the new weighted influence maximization problem. However, their attributes corresponding to each node is a priori assumed to be negative, which is different from general ITE (ITE can be positive or negative). Moreover, Erkol et al. [7] stated that the submodularity on the temporal network might not be held.

In this section, we first prove that the traditional greedy algorithm could be naturally extended to the hypergraph and remains the approximate optimal guarantee. Then we demonstrate that this approximate optimal guarantee still holds for our **CauIM** algorithm.

**Assumption 5.1** (bounded ITE). The ITE is bounded as  $\max_{v \in \mathcal{V}} |\tau_v| \leq M$ .

**Proposition 5.2.** *Our CauIM problem model is NP-hard.*

*Proof of sketch.* Notice that when  $\tau_i = 1, \forall i \in \mathcal{V}$  and each hyperedge contains only one pair of nodes, then CauIM will degenerate to the traditional IM problem. Moreover, the IM problem with the IC diffusion model has been demonstrated to be NP-hard in [18].

In another perspective, we can directly prove the optimal seed set of CauIM is one solution of the famous weighted set cover problem, which is well-known as NP-hard [14]. The weighted set cover problem is equivalently defined as detecting whether there exists  $k$  subsets within the total  $m$  subsets, such that it can cover the universe of elements  $U$ . We aim to demonstrate the traditional weighted set cover problem can naturally generalize a specific instance in CauIM. We construct a bipartite graph, in which the left side denotes the total subsets  $\mathcal{S} = \{S_1, S_2, \dots, S_m\}$ , while the right side denotes the elements  $u \in U$ , which can be seen as each node in the hypergraph. The edge between two sides is attributed with the probability 1. Notice that in this instance, there exists a  $k$ -set cover if and only if there exists  $k$ -seed set such that could be propagated to the total  $|S| + |U| = K + |U|$  nodes. Hence our CauIM is more complex and is NP-hard.

□

**Lemma 5.3** (Approximal optimal guarantee of greedy IM on hypergraph). *The Greedy method on the **hypergraph** can achieve the  $(1 - \frac{1}{e})$  approximate optimal guarantee.*

<sup>3</sup>Antelmi et al. [2] considered the special directed hypergraph. In  $(H, t)$ ,  $H$  is the set of nodes, and  $t$  is the single tail node.

*Proof of sketch.* It is equivalent to consider CauIM with  $\tau_i = 1, i \in \mathcal{V}$ . This approximate optimal guarantee is due to two elegant properties: 1) monotonicity and 2) submodularity. Firstly, according to  $\sigma(S_0 \cup v) - \sigma(S_0) \geq 0$  when  $\tau_i = 1$ , the monotonicity naturally holds. Secondly, we consider the submodularity in the hypergraph. This part has been proved by [10], where they constructed an augmented graph  $V^{aug} = \{\mathcal{V} \cup \mathcal{H}, E\}$ . Here the edge is identified as  $e := (v, h), v \in \mathcal{V}, h \in \mathcal{H}, v \in h$ . Then conduct the same submodularity analysis as in the traditional graph.  $\square$

**Condition 5.4** (boundedness increasement of reachable probability). We define the comprehensive reachable probability from a set (node)  $v_1 \in \mathcal{V}$  to a set (node)  $v_2 \in \mathcal{V}$  as  $p_{v_1 v_2}$ .  $\forall v_1 \subseteq v_2 \subseteq V, |v_2| = |v_1| + 1$ , we have the bounded condition of the increasement of the reachable probability:  $\forall v' \in \mathcal{V}, |p_{v' v_1} - p_{v' v_2}| \leq \epsilon_1$ . Moreover,  $\max_{v \in \mathcal{V}} \sum_{v_i \in R(v)} |\tau_{v_i}| p_{v v_i} \leq \epsilon_2$ , where  $R(v)$  denotes the successors that  $v$  can arrive within  $n$  steps. Here  $\epsilon_1, \epsilon_2$  are both a priori constants.

Notice that this condition is fairly broad and model-free.

**Theorem 5.5** (Approximate optimal guarantee of CauIM). 1) If  $\tau_i > 0, i \in \mathcal{V}$ , the **CauIM** algorithm can achieve the  $(1 - \frac{1}{e})$  optimal approximate guarantee.

2) If we do not have  $\tau > 0$ , then a more generalized guarantee is

$$\sigma(S_K^g) \geq (1 - \frac{1}{e}) (\sigma(S^*) - K\epsilon_1\epsilon_2) - \epsilon_2 e^{\frac{1}{K}-1}. \quad (5)$$

*Proof of sketch.* We defer the detailed proof in Appendix. B. The first result based on  $\tau_i > 0$  naturally holds. It is because the monotonicity and submodularity still hold when each node is attributed with non-negative weights (i.e., ITE). We focus on the second results, when  $\tau_i > 0$  is not guaranteed, these two important properties will not further hold. We derive new technology to a generalized version of monotonicity and submodularity. The core part is the following three claims:

**(Claim 1)**  $\sigma(S^*) \leq \sigma(S^* \cup S_i^g) + i\epsilon_2$ .

**(Claim 2)**  $\sigma(S^* \cup S_i^g) \leq \sigma(S_{i+1}^g) - \sigma(S_i^g) + \sigma(S_i^g \cup S_{K-1}^*) + \epsilon_1\epsilon_2$ .

**(Claim 3)**  $\sigma(S_i^g \cup S_{K-1}^*) \leq (K-1)[\sigma(S_{i+1}^g) - \sigma(S_i^g)] + \sigma(S_i^g) + (K-1)\epsilon_1\epsilon_2$ .  $\square$

The estimation error of  $\sigma(\cdot)$  can be traced back to both the Monto-Carlo strategy and the estimation error of  $\tau_i$  during representation learning. We summarize it as the result on robustness analysis as follows.

**Definition 5.6.** We denote the MC estimation of  $\sigma(S)$  as  $\hat{\sigma}(S)$ .

**Theorem 5.7** (Robustness). If  $\forall S \subseteq \mathcal{V}, |\frac{\hat{\sigma}(S)}{\sigma(S)}| \in [1 - \gamma, 1 + \gamma]$  and  $\gamma \leq \frac{\epsilon/k}{2+\epsilon/k}, \gamma > 0$ , then our **CauIM** problem can achieve the optimal guarantee can be transfered to  $\sigma(S_K^g) \geq (1 - \frac{1}{e} - \epsilon) (\sigma(S^*) - K\epsilon_1\epsilon_2) - \epsilon_2 e^{\frac{1}{K}-1}$ .

We refer readers to Appendix. C for details.

In addition, notice that the estimation error  $\hat{\tau}_i - \tau_i$  also causes the error  $\hat{\sigma}(S) - \sigma(S)$ . Specifically, if we have  $|\hat{\tau}_i - \tau_i| \leq \delta$ , then  $\hat{\sigma}(S) - \sigma(S)$  can also be bounded.

**Corollary 5.8** (Robustness of noise). We consider the ideal CauIM case without MC strategy. The traditional IM objective function (i.e.,  $\tau_i = 1, \forall v_i \in \mathcal{V}$ ) is denoted as  $\sigma_{naive}$ . If  $|\hat{\tau}_i - \tau_i| \leq \delta$  and  $|\frac{\sigma_{naive}(S)}{\sigma(S)}| \leq \frac{\gamma}{\delta}$ , then Theorem. 5.7 holds.

We defer the proof in Appendix. D.

## 6 Experiments

In the experiment section, we design our algorithm to verify the conclusions given in part of 4, based on a real-world dataset. In order to demonstrate the effectiveness and robustness of **CauIM** as claimed in our main paper, we propose the following three questions and construct experiments to answer them. Due to the space limitation, we refer readers to Appendix. A.2 for experiment settings in detail.



**RQ1: Effectiveness** In order to calculate the max sum of node ITE, which represents the overall causal effect, can our CauIM outperform the traditional IM methods?

**RQ2: Robustness** If our ITE estimation is not accurate enough, can CauIM perform more robustly? The robustness means our approach will reach an approximate result in perturbations close to the normal state.

**RQ3: Sensitivity** Which part and parameters of the model are essential for the performance of CauIM? We tend to explore the effectiveness of different components of the model.

## 6.1 Experiment Settings

Due to the space limitation, we defer the “Dataset and Basic Assumptions” to Appendix. A.

**Baselines and parameter setting** For efficiency, our algorithm is mainly based on CELF, which has been a widely used baseline [21]. It has been demonstrated with the same theoretical guarantee [21]. Moreover, we choose the randomized seed selection strategy as another baseline. Due to the heavy burden of complexity, we randomly conduct each experiment for 20 rounds. For hyperparameters, we set seed number  $K = 15$ , round  $R = 20$ , and spread probability  $p = 0.01$  initially. The evaluation metrics are the sum of ITE spread by selected seeds.

## 6.2 Results and Analysis

We tend to answer the three questions above, and here present our experimental results. Firstly, we show the performance of CauIM and other baselines to answer **RQ1**. Secondly, we provide robustness and sensitivity analysis in detail to answer **RQ2** and **RQ3**.

### 6.2.1 General CauIM Performance

**RQ1** To verify the performance of our CauIM, we use a shade range graph to compare the sum of ITE of CauIM with two baselines, basic CELF, and random selection. Two groups of tests are given, taking iteration numbers 25 and 50 separately. In total, as shown in Fig. 3, we can summarize it as four phenomenons: 1) our method shows superior improvement over CELF and the random method, and the gap of their curves widens as the seed number increases. 2) In the left experiment with  $iter = 25$ , we observe that the randomness of the random method is the largest because of the random selection process and traditional CELF is the second largest due to the node number-maximization-oriented objective function, while our method is the most stable. 3) In the right experiment with  $iter = 50$ , the overall randomness decreases significantly compared with the former. 4) Basic CELF loses its advantage in a sufficient number of iterations, and the performance degenerates to the random method. More details can be found in Appendix A.2.

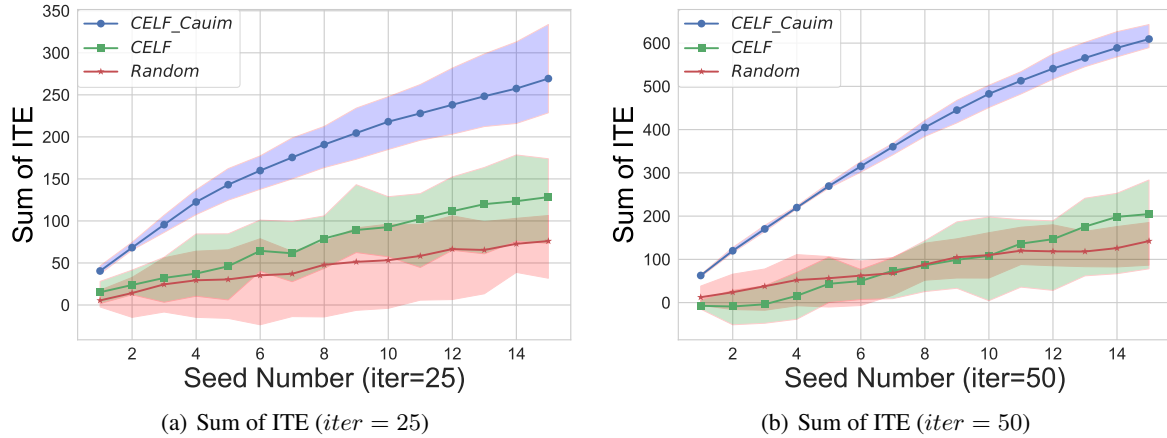


Figure 3: Performance of **CauIM**, CELF and random method.

### 6.2.2 Robustness and Sensitivity Analysis

**RQ2** To examine robustness of our model, we add noise  $\epsilon_y$  to individual ITE simulation results, where  $\epsilon_y \sim N(0, \sigma^2)$ . Then, the randomness of experiments comes from two parts: 1)  $\epsilon_y$  and 2) the propagation probability  $p$ . We modify the scale of the noise and plot corresponding curves. Fig. 4(a) can provide the following illustrations: 1) when the noise becomes larger (not exceeding 8), it is not enough to counter the random variance of the propagation process itself.

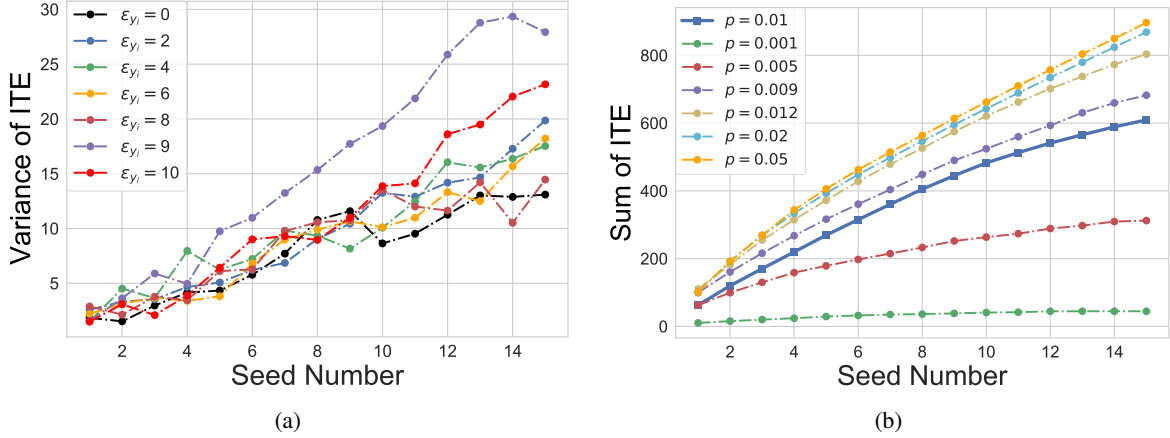


Figure 4: a) Variance curve trend with different noise in individual ITE.  $\epsilon_{y_i}$  represents the standard variance of the noise included. b) Final sum of ITE under various  $p$  parameters.

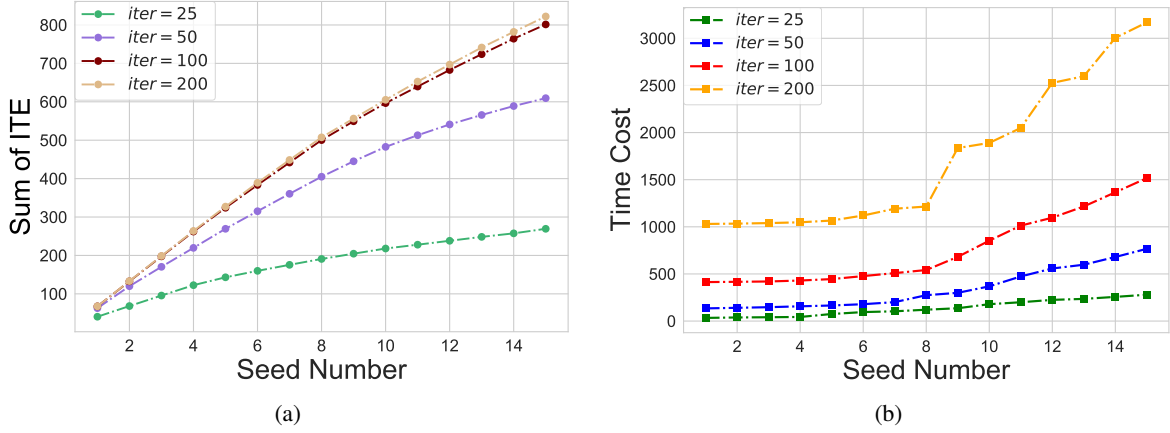


Figure 5: Sum of ITE curve in the left and total cost time curve in the right with different  $iters$ .

This powerlessness phenomenon is changed until noise reaches 9. 2) In the process of seed growth, when the number of seeds is smaller than 9 in the early stage, the effect of the sum of the noise of the infected nodes is not large. Still, after the seeds increases over 14, the scale of affected nodes rises significantly, for the effect of the sum of noise becomes large. Thus, we conclude that our model can maintain a relatively robust state with the  $\sigma$  of noise not larger than 10. This result is consistent with our theoretical part. Other details are presented in Appendix. A.2.

**RQ3** We detect how the components of the algorithm work and choose two parameters using the following settings: 1) Change the probability  $p$  in the diffusion model to investigate how the spread process affects our algorithm; 2) Use different iteration number  $iter$  when measuring the influence of each seed in Monte Carlo process. We follow the controlled variable principle for each set of experiments, and noise is not added. As shown in figure 4(b), curves of ITE sum nearly merge to one when  $p$  is larger than 0.01, which means that nodes in the hypergraph will be fully traversed with propagation probability high enough, and the sum of ITE converges. And it is interesting that the performance of  $p = 0.009$  is slightly better than  $p = 0.01$ , maybe because of the superiority that arises in the initial seed selection stage. It can be summarized that with  $p$  change in a certain range, our algorithm will work stably well. Seed influence and corresponding spending time are recorded in figure 5. We can notice that ITE performance get better with  $iter$  gets larger. It is because our hypergraph is relatively large; when the iteration number is small, the influence is not spreading thoroughly. We also observe When  $iter$  reaches 100 or larger, the curve of performance converges, along with high time cost. And the time cost increasing scope gets much larger when  $iter$  takes the value of 50 and 100 compared to their difference of performance gaps. So, large iteration numbers in the diffusion process may get more convincing results but sacrifice a great deal of time. In conclusion, as shown in Fig. 4(b), Fig. 5(b), Fig. 5,  $p = 0.012$ ,  $iter = 100$  is the approximately best choice the achieve the best trade-off between efficiency and accuracy.

## 7 Conclusion and Discussion

In this paper, we first analyze the limitations of traditional IM problems from both the spreading process and optimization objective function. Then we identify a more general causal influence maximization problem. It is the first attempt to bridge causal inference with the hypergraph-based IM. In our new algorithm **CauIM**, it can extract approximately optimal seed sets to achieve the largest sum of ITEs of the infected. In future work, we will further explore the sample-constrained cases (namely the observation node is sparse) and time-aware cases (namely the propagation probability degenerates during diffusion).

## References

- [1] Flora Amato, Vincenzo Moscato, Antonio Picariello, and Giancarlo Sperlì. Influence maximization in social media networks using hypergraphs. In *Green, Pervasive, and Cloud Computing: 12th International Conference, GPC 2017, Cetara, Italy, May 11-14, 2017, Proceedings 12*, pages 207–221. Springer, 2017.
- [2] Alessia Antelmi, Gennaro Cordasco, Carmine Spagnuolo, and Przemysław Szufel. Social influence maximization in hypergraphs. *Entropy*, 23(7):796, 2021.
- [3] Wei Chen, Yajun Wang, and Siyu Yang. Efficient influence maximization in social networks. In *Proceedings of the 15th ACM SIGKDD international conference on Knowledge discovery and data mining*, pages 199–208, 2009.
- [4] Wei Chen, Laks VS Lakshmanan, and Carlos Castillo. Information and influence propagation in social networks. *Synthesis Lectures on Data Management*, 5(4):1–177, 2013.
- [5] Stephen R Cole and Constantine E Frangakis. The consistency statement in causal inference: a definition or an assumption? *Epidemiology*, 20(1):3–5, 2009.
- [6] Federico Coró, Gianlorenzo D’angelo, and Yilka Velaj. Link recommendation for social influence maximization. *ACM Transactions on Knowledge Discovery from Data (TKDD)*, 15(6):1–23, 2021.
- [7] Şirag Erkol, Dario Mazzilli, and Filippo Radicchi. Effective submodularity of influence maximization on temporal networks. *Physical Review E*, 106(3):034301, 2022.
- [8] Shi Feng and Wei Chen. Causal inference for influence propagation—identifiability of the independent cascade model. In *International Conference on Computational Data and Social Networks*, pages 15–26. Springer, 2021.
- [9] Jessica M Franklin, Jeremy A Rassen, Diana Ackermann, Dorothee B Bartels, and Sebastian Schneeweiss. Metrics for covariate balance in cohort studies of causal effects. *Statistics in medicine*, 33(10):1685–1699, 2014.
- [10] Varun Gangal, Balaraman Ravindran, and Ramasuri Narayanam. Hemi: Hyperedge majority influence maximization. *arXiv preprint arXiv:1606.05065*, 2016.
- [11] Jacob Goldenberg, Barak Libai, and Eitan Muller. Talk of the network: A complex systems look at the underlying process of word-of-mouth. *Marketing letters*, 12:211–223, 2001.
- [12] Amit Goyal, Wei Lu, and Laks VS Lakshmanan. Celf++ optimizing the greedy algorithm for influence maximization in social networks. In *Proceedings of the 20th international conference companion on World wide web*, pages 47–48, 2011.
- [13] Mark Granovetter. Threshold models of collective behavior. *American journal of sociology*, 83(6):1420–1443, 1978.
- [14] Dorit S Hochbaum. Approximating covering and packing problems: set cover, vertex cover, independent set, and related problems. In *Approximation algorithms for NP-hard problems*, pages 94–143. 1996.
- [15] Guido W Imbens and Donald B Rubin. *Causal inference in statistics, social, and biomedical sciences*. Cambridge University Press, 2015.
- [16] Marshall M Joffe, Wei Peter Yang, and Harold I Feldman. Selective ignorability assumptions in causal inference. *The International Journal of Biostatistics*, 6(2), 2010.
- [17] Fredrik D Johansson, Uri Shalit, Nathan Kallus, and David Sontag. Generalization bounds and representation learning for estimation of potential outcomes and causal effects. *arXiv preprint arXiv:2001.07426*, 2020.
- [18] David Kempe, Jon Kleinberg, and Éva Tardos. Maximizing the spread of influence through a social network. In *Proceedings of the ninth ACM SIGKDD international conference on Knowledge discovery and data mining*, pages 137–146, 2003.
- [19] William Ogilvy Kermack and Anderson G McKendrick. A contribution to the mathematical theory of epidemics. *Proceedings of the royal society of london. Series A, Containing papers of a mathematical and physical character*, 115(772):700–721, 1927.
- [20] Jinha Kim, Seung-Keol Kim, and Hwanjo Yu. Scalable and parallelizable processing of influence maximization for large-scale social networks? In *2013 IEEE 29th international conference on data engineering (ICDE)*, pages 266–277. IEEE, 2013.

- [21] Jure Leskovec, Andreas Krause, Carlos Guestrin, Christos Faloutsos, Jeanne VanBriesen, and Natalie Glance. Cost-effective outbreak detection in networks. In *Proceedings of the 13th ACM SIGKDD international conference on Knowledge discovery and data mining*, pages 420–429, 2007.
- [22] Fan Li. Propensity score weighting for causal inference with multiple treatments. *The Annals of Applied Statistics*, 13(4):2389–2415, 2019.
- [23] Fan Li, Kari Lock Morgan, and Alan M Zaslavsky. Balancing covariates via propensity score weighting. *Journal of the American Statistical Association*, 113(521):390–400, 2018.
- [24] Shuangning Li and Stefan Wager. Random graph asymptotics for treatment effect estimation under network interference. *The Annals of Statistics*, 50(4):2334–2358, 2022.
- [25] Jing Ma, Mengting Wan, Longqi Yang, Jundong Li, Brent Hecht, and Jaime Teevan. Learning causal effects on hypergraphs. In *Proceedings of the 28th ACM SIGKDD Conference on Knowledge Discovery and Data Mining*, pages 1202–1212, 2022.
- [26] Lawrence Page, Sergey Brin, Rajeev Motwani, and Terry Winograd. The pagerank citation ranking: Bringing order to the web. Technical report, Stanford InfoLab, 1999.
- [27] Donald B Rubin. Bayesian inference for causal effects: The role of randomization. *The Annals of statistics*, pages 34–58, 1978.
- [28] Donald B Rubin. Randomization analysis of experimental data: The fisher randomization test comment. *Journal of the American statistical association*, 75(371):591–593, 1980.
- [29] Uri Shalit, Fredrik D Johansson, and David Sontag. Estimating individual treatment effect: generalization bounds and algorithms. In *International Conference on Machine Learning*, pages 3076–3085. PMLR, 2017.
- [30] Gengxin Sun and Chih-Cheng Chen. Influence maximization algorithm based on reverse reachable set. *Mathematical Problems in Engineering*, 2021:1–12, 2021.
- [31] Qi Suo, Jin-Li Guo, and Ai-Zhong Shen. Information spreading dynamics in hypernetworks. *Physica A: Statistical Mechanics and its Applications*, 495:475–487, 2018.
- [32] Jianxin Tang, Ruisheng Zhang, Yabing Yao, Zhili Zhao, Ping Wang, Huan Li, and Jinliang Yuan. Maximizing the spread of influence via the collective intelligence of discrete bat algorithm. *Knowledge-Based Systems*, 160: 88–103, 2018.
- [33] Youze Tang, Xiaokui Xiao, and Yanchen Shi. Influence maximization: Near-optimal time complexity meets practical efficiency. In *Proceedings of the 2014 ACM SIGMOD international conference on Management of data*, pages 75–86, 2014.
- [34] Mengting Wan and Julian McAuley. Item recommendation on monotonic behavior chains. In *Proceedings of the 12th ACM conference on recommender systems*, pages 86–94, 2018.
- [35] Yanhao Wang, Qi Fan, Yuchen Li, and Kian-Lee Tan. Real-time influence maximization on dynamic social streams. *arXiv preprint arXiv:1702.01586*, 2017.
- [36] Yaxuan Wang, Hongzhi Wang, Jianzhong Li, and Hong Gao. Efficient influence maximization in weighted independent cascade model. In *International Conference on Database Systems for Advanced Applications*, pages 49–64. Springer, 2016.
- [37] Ming Xie, Xiu-Xiu Zhan, Chuang Liu, and Zi-Ke Zhang. Influence maximization in hypergraphs. *arXiv preprint arXiv:2206.01394*, 2022.
- [38] Yuxin Ye, Yunliang Chen, and Wei Han. Influence maximization in social networks: Theories, methods and challenges. *Array*, page 100264, 2022.
- [39] Ahmad Zareie, Amir Sheikahmadi, and Mahdi Jalili. Identification of influential users in social network using gray wolf optimization algorithm. *Expert Systems with Applications*, 142:112971, 2020.
- [40] Ping Zhang, Zhifeng Bao, Yudong Niu, Yipeng Zhang, Songsong Mo, Fei Geng, and Zhiyong Peng. Proactive rumor control in online networks. *World Wide Web*, 22:1799–1818, 2019.

- [41] Huanyang Zheng, Ning Wang, and Jie Wu. Non-submodularity and approximability: Influence maximization in online social networks. In *2019 IEEE 20th International Symposium on "A World of Wireless, Mobile and Multimedia Networks"(WoWMoM)*, pages 1–9. IEEE, 2019.
- [42] Jianming Zhu, Junlei Zhu, Smita Ghosh, Weili Wu, and Jing Yuan. Social influence maximization in hypergraph in social networks. *IEEE Transactions on Network Science and Engineering*, 6(4):801–811, 2018.

## A Experiments Details

### A.1 Experiments Setup

**Dataset and Basic Assumptions** Our data is obtained from the public dataset GoodReads [34], which collects information on different categories of books, each item with the book title, content, etc. Using the "Author-book" relationship, a node represents books and hyperedge aggregates books of the same author. We design a subgraph from the original dataset, which has about 4400 nodes and 120 hyperedges. The simulation of ITE and basic treatment settings follow [25], and our goal is that if we can only choose a  $k$ -set kind of books to sell at the beginning, how to choose to maximize the sale of all books later. Our core optimization function is to maximize the sum of ITE, where the ITE of each book means the difference in the price with/without the recommendation in our experiment. This scenario resumes the example in part 1, and basic assumptions should be satisfied: 1) Books and authors are many-to-many relationships; 2) the number of each kind of books sold initially is the same. (We will take it as our future research topic if not the same); 3) Readers can learn about other books simply from authors of owned books. 4) Temporal change of each hyperedge is not considered. Our diffusion framework is established by SI with CP referred to [2], which models the propagation process of the "author-book" network, and spread probability represents the willingness for readers to buy the next book.

### A.2 Supplementary Descriptions

**Exp1** In Exp.1, we first select the seed set, then we estimate the final sum of ITE using the seeds in CELF. As for the Random selection algorithm, we sample 15 seeds from all nodes whose number of belonging hyperedges is no less than one and measure their influence by the sum of ITE. The degree of randomness is plotted by increasing the seed set.

**Exp2** Aimed at indicating the volatility, we modify the scale of the noise to approximate instability degree and take on 10 realizations of each experiment, calculating the standard variance of ITE performance among those realizations as the final result. We conduct 20 groups of experiments with  $\sigma$  varying between 0 to 20, and use step 2 when  $\sigma$  is lower than 8 for its changes are not noticeable. While  $\sigma$  is larger than 10, the curves increase too drastically. Thus we do not present in Fig. 4(a).

## B The proof of Theorem. 5.5

*Proof.* The optimal  $K$ -seed set is denoted as  $S^* = \{s_1^*, s_2^*, \dots, s_K^*\}$ ,  $S_k^* = \{s_1^*, s_2^*, \dots, s_k^*\}$ , and the set output from our greedy **CaulM** as  $S^g = \{s_1^g, s_2^g, \dots, s_K^g\}$ ,  $S_k^g = \{s_1^g, s_2^g, \dots, s_k^g\}$ ,  $k \in [K]$ .

Following [36], notice that

$$\sigma(S) = \sum_{u \in S} \left( \sum_{v \in V} \tau_v \cdot p_r(u, v) + \tau_u \right). \quad (6)$$

We first construct the facilitating claim to analyze the variant of the monotonicity and the submodularity property.

**Claim 1:**  $\sigma(S^*) \leq \sigma(S^* \cup S_i^g) + i\epsilon_2$ .

This claim can be achieved recursively. Considering two sets  $T_1 \subseteq T_2$ , and an additional vertex  $v \notin T_1$ , we can follow [36] and achieve:

$$(\sigma(T_1 \cup v) - \sigma(T_1)) = \sum_{v_i \in R(v)} \tau_{v_i} \cdot p_{vv_i} (1 - p_{T_1, v_i}) \leq \sum_{v_i \in R(v)} |\tau_{v_i}| p_{vv_i} = \epsilon_2. \quad (7)$$

Then claim 1 can be achieved by incursively taking use of it  $i$  times.

**Claim 2:**  $\sigma(S^* \cup S_i^g) \leq \sigma(S_{i+1}^g) - \sigma(S_i^g) + \sigma(S_i^g \cup S_{K-1}^*) + \epsilon_1 \epsilon_2$ .

We make an extension of submodularity. Considering  $S \subseteq T \subseteq \mathcal{V}$ , we have

$$(\sigma(S \cup v) - \sigma(S)) - (\sigma(T \cup v) - \sigma(T)) = \sum_{v_i \in R(v)} \tau_{v_i} \cdot p_{vv_i} (p_{T, v_i} - p_{S, v_i}) \leq \epsilon_1 \epsilon_2. \quad (8)$$

Hence  $\sigma(S^* \cup s_i^g)$  can be bounded as follows:

$$\begin{aligned}\sigma(S^* \cup s_i^g) &= \sigma(S_{K-1}^* \cup s_K^* \cup S_i^g) \leq \sigma(S_i^g \cup s_K^*) - \sigma(S_i^g) + \sigma(S_i^g \cup S_{K-1}^*) + \epsilon_1 \epsilon_2 \\ &\leq \sigma(S_{i+1}^g) - \sigma(S_i^g) + \sigma(S_i^g \cup S_{K-1}^*) + \epsilon_1 \epsilon_2.\end{aligned}\quad (9)$$

The last line is due to the selection nature of the greedy algorithm.

**Claim 3:**  $\sigma(S_i^g \cup S_{K-1}^*) \leq (K-1)[\sigma(S_{i+1}^g) - \sigma(S_i^g)] + \sigma(S_i^g) + (K-1)\epsilon_1 \epsilon_2$ .

It is due to

$$\begin{aligned}\sigma(S_i^g \cup S_{K-1}^*) &= \sigma(S_i^g \cup S_{k-2}^* \cup s_{k-1}^*) \\ &\leq \sigma(S_i^g \cup s_{k-1}^*) - \sigma(S_i^g) + \sigma(S_i^g \cup S_{k-2}^*) + \epsilon_1 \epsilon_2 \\ &\leq \sigma(S_{i+1}^g) - \sigma(S_i^g) + \sigma(S_i^g \cup S_{k-2}^*) + \epsilon_1 \epsilon_2\end{aligned}\quad (10)$$

The last line is due to the selection nature of the greedy algorithm. Therefore, recursively, we have

$$\sigma(S_i^g \cup S_{K-1}^*) \leq (K-1)[\sigma(S_{i+1}^g) - \sigma(S_i^g)] + \sigma(S_i^g) + (K-1)\epsilon_1 \epsilon_2. \quad (11)$$

Combined with Eq. 9, Eqn. B and Eqn. B, we have

$$\sigma(S^*) \leq K[\sigma(S_{i+1}^g) - \sigma(S_i^g)] + \sigma(S_i^g) + K\epsilon_1 \epsilon_2 + i\epsilon_2. \quad (12)$$

It equals to

$$\begin{aligned}\sigma(S_{i+1}^g) &\geq (1 - \frac{1}{K})\sigma(S_i^g) + \frac{\sigma(S^*)}{K} - \epsilon_1 \epsilon_2 - \frac{i\epsilon_2}{K} \\ (1 - \frac{1}{K})^{k-i-1}\sigma(S_{i+1}^g) &\geq (1 - \frac{1}{K})^{k-i}\sigma(S_i^g) + (1 - \frac{1}{K})^{k-i-1}\left(\frac{\sigma(S^*)}{K} - \epsilon_1 \epsilon_2 - \frac{i\epsilon_2}{K}\right).\end{aligned}\quad (13)$$

Take the sum of  $i \in \{0, 2, \dots, K-1\}$ , we have

$$\begin{aligned}\sigma(S_K^g) &\geq \sum_{i=0}^{K-1} (1 - \frac{1}{K})^{k-i-1} \frac{\sigma(S^*) - K\epsilon_1 \epsilon_2}{K} - \sum_{i=0}^{K-1} (1 - \frac{1}{K})^{k-i-1} \frac{i}{K} \epsilon_2 \\ &\geq \left(1 - \left(1 - \frac{1}{K}\right)^k\right) (\sigma(S^*) - K\epsilon_1 \epsilon_2) - \epsilon_2 \left(\frac{1}{e}\right)^{1-\frac{1}{K}} \int_0^1 x e^x dx \\ &\geq (1 - \frac{1}{e}) (\sigma(S^*) - K\epsilon_1 \epsilon_2) - \epsilon_2 e^{\frac{1}{K}-1}.\end{aligned}\quad (14)$$

This lower bound is also applicable when  $\tau_i \leq 0$  exists.

□

## C The proof of Theorem. 5.7

*Proof.* Following [4], we have

$$\begin{aligned}f(S_i^g \cup \{s_k^*\}) &\leq \frac{1}{1-\gamma} \hat{f}(S_i^g \cup \{s_k^*\}) \\ &\leq \frac{1}{1-\gamma} \hat{f}(S_i^g \cup \{s_{i+1}\}) \\ &\leq \frac{1+\gamma}{1-\gamma} f(S_i^g \cup \{s_{i+1}\}).\end{aligned}\quad (15)$$

Anagloulsy, we have

$$f(S_{i+1}^g) \geq \frac{1-\gamma}{1+\gamma} \left( \left(1 - \frac{1}{K}\right) f(S_i^g) + \frac{f(S^*)}{K} - \epsilon_1 \epsilon_2 - \frac{i\epsilon_2}{K} \right). \quad (16)$$



Hence, recursively,

$$\begin{aligned}
f(S_K^g) &\geq \sum_{i=0}^{K-1} \left( \frac{(1-1/K)(1-\gamma)}{1+\gamma} \right)^{K-i-1} \cdot \frac{1-\gamma}{(1+\gamma)K} \cdot [f(S^*) - K\epsilon_1\epsilon_2] - \sum_{i=0}^{K-1} \left( \frac{(1-1/K)(1-\gamma)}{1+\gamma} \right)^{K-i-1} \frac{i}{K} \epsilon_2 \\
&\geq \frac{1 - \left( \frac{1-\gamma}{1+\gamma} \right)^K \left( 1 - \frac{1}{K} \right)^K}{(1+\gamma)K/(1-\gamma) - K + 1} [f(S^*) - K\epsilon_1\epsilon_2] - \epsilon_2 e^{\frac{1}{K}-1} \\
&\geq \frac{1 - \left( \frac{1-\gamma}{1+\gamma} \right)^K \cdot \frac{1}{e}}{(1+\gamma)K/(1-\gamma) - K + 1} [f(S^*) - K\epsilon_1\epsilon_2] - \epsilon_2 e^{\frac{1}{K}-1} \\
&\geq \frac{1 - \frac{1}{e}}{(1+\gamma)K/(1-\gamma) - K + 1} [f(S^*) - K\epsilon_1\epsilon_2] - \epsilon_2 e^{\frac{1}{K}-1} \\
&\geq \left( 1 - \frac{1}{e} \right) \left( 1 - \frac{(1+\gamma)K}{1-\gamma} + K \right) [f(S^*) - K\epsilon_1\epsilon_2] - \epsilon_2 e^{\frac{1}{K}-1} \\
&\geq \left( 1 - \frac{1}{e} - \left( \frac{(1+\gamma)K}{1-\gamma} - K \right) \right) [f(S^*) - K\epsilon_1\epsilon_2] - \epsilon_2 e^{\frac{1}{K}-1} \\
&\geq \left( 1 - \frac{1}{e} - \varepsilon \right) [f(S^*) - K\epsilon_1\epsilon_2] - \epsilon_2 e^{\frac{1}{K}-1}.
\end{aligned} \tag{17}$$

□

## D The proof of Corollary. 5.8

$$\begin{aligned}
|\hat{\sigma}(S) - \sigma(S)| &= \sum_{u \in S} \left( \sum_{v \in V} (\hat{\tau}_v - \tau_v) p_r(u, v) + \hat{\tau}_u - \tau_u \right) \\
&\leq \delta \sum_{u \in S} \left( \sum_{v \in V} p_r(u, v) + 1 \right) := \delta \sigma_{naive}(S).
\end{aligned} \tag{18}$$

Hence  $|\frac{\hat{\sigma}(S)}{\sigma(S)} - 1| \leq \delta \frac{\sigma_{naive}(S)}{\sigma(S)} \leq \gamma$ . We have proved.