
PECAN: A Deterministic Certified Defense Against Backdoor Attacks

Yuhao Zhang¹ Aws Albarghouthi¹ Loris D’Antoni¹

Abstract

Neural networks are vulnerable to backdoor poisoning attacks, where the attackers maliciously *poison* the training set and insert *triggers* into the test input to change the prediction of the victim model. Existing defenses for backdoor attacks either provide no formal guarantees or come with expensive-to-compute and ineffective probabilistic guarantees. We present PECAN, an efficient and certified approach for defending against backdoor attacks. The key insight powering PECAN is to apply off-the-shelf test-time evasion certification techniques on a set of neural networks trained on disjoint *partitions* of the data. We evaluate PECAN on image classification and malware detection datasets. Our results demonstrate that PECAN can (1) significantly outperform the state-of-the-art certified backdoor defense, both in defense strength and efficiency, and (2) on real backdoor attacks, PECAN can reduce attack success rate by order of magnitude when compared to a range of baselines from the literature.

1. Introduction

Deep learning models are vulnerable to *backdoor* poisoning attacks (Saha et al., 2020; Turner et al., 2019), where the attackers can *poison* a small fragment of the training set before model training and add *triggers* to inputs at test time. As a result, the prediction of the victim model that was trained on the poisoned training set will diverge in the presence of a trigger in the test input.

Effective backdoor attacks have been proposed for image recognition (Gu et al., 2017), sentiment analysis (Qi et al., 2021), and malware detection (Severi et al., 2021). For example, the explanation-guided backdoor attack (XBA) (Severi et al., 2021) can break malware detection models as follows: The attacker *poisons* a small portion of benign software in the training set by modifying the values of the most important features so that the victim model recognizes these values as evidence of the benign prediction. At test time, the attacker inserts a *trigger* by changing the corresponding

features of malware to camouflage it as benign software and making it bypass the examination of the victim model. Thus, backdoor attacks are of great concern to the security of deep learning models and systems that are trained on data gathered from different sources, e.g., via web scraping.

We identify two limitations of existing defenses to backdoor attacks. First, many existing approaches only provide empirical defenses that are specific to certain attacks and do not generalize to *all* backdoor attacks. Second, existing certified defenses—i.e., approaches that produce robustness certificates—are either unable to handle backdoor attacks, or are probabilistic (instead of deterministic), and therefore expensive and ineffective in practice.

Why certification? A defense against backdoor attacks should construct effective *certificates* (proofs) that the learned model can indeed defend against backdoor attacks. Empirical defenses (Geiping et al., 2021; Liu et al., 2018) do not provide certificates, can only defend against specific attacks, and can be bypassed by new unaccounted-for attacks (Wang et al., 2020b; Koh et al., 2022). In Section 5.3, we show that existing empirical defenses cannot defend against XBA when only 0.1% of training data is poisoned. Certification has been successful at building models that are provably robust to *trigger-less* poisoning attacks and *evasion* attacks, but models trained to withstand such attacks are still weak against backdoor attacks. The *trigger-less* attack (Zhu et al., 2019; Shafahi et al., 2018) assumes the attacker can poison the training set but cannot modify the test inputs, e.g., adding triggers, while the *evasion* attack (Madry et al., 2018; Brown et al., 2017) assumes the attacker modifies the test inputs but cannot poison the training set. Existing certified defenses against trigger-less attacks, e.g., DPA (Levine and Feizi, 2021), and against evasion attacks, e.g., CROWN-IBP (Zhang et al., 2020) and PatchGuard++ (Xiang and Mittal, 2021), cannot defend against backdoor attacks as they can either defend against the poison in the training data or the triggers at test time, but not both. As we show in the experiments, we can break these certified defenses using BadNets (Gu et al., 2017) and XBA (Section 5.3).

Why determinism? It is desirable for a certified defense to be *deterministic* because probabilistic defenses (Zhang et al., 2022b; Weber et al., 2020) typically require one to retrain thousands of models when performing predictions

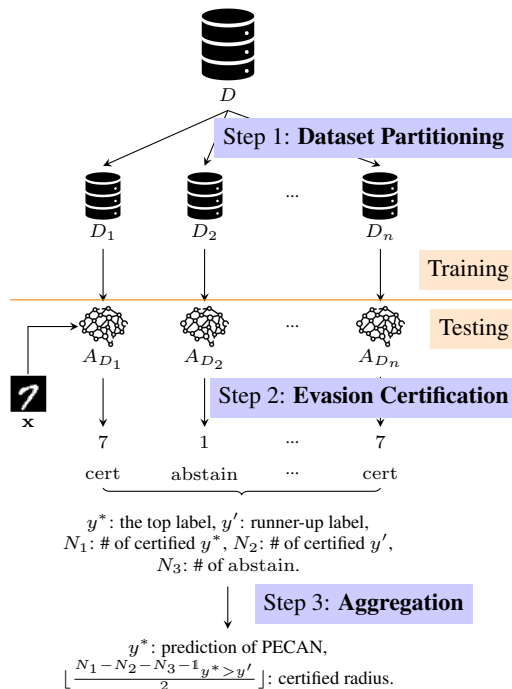


Figure 1. An overview of our approach PECAN.

for a single test input. Retraining can be mitigated by Bonferroni correction, which allows reusing the trained models for a fixed number of predictions. However, retraining is still necessary after a short period, making it hard to deploy these defenses in practice. On the other hand, deterministic defenses (Levine and Feizi, 2021; Wang et al., 2022b) can reuse the trained models an arbitrary number of times when producing certificates for different test inputs. Furthermore, probabilistic defenses for backdoor attacks, e.g., BagFlip (Zhang et al., 2022b), need to add noise to the training data, resulting in low accuracy for datasets that cannot tolerate too much noise when training (Section 5.2).

PECAN We present PECAN (Partitioning data and Ensembling of Certified neural Networks), a deterministic certified defense against backdoor attacks for neural networks. PECAN can take *any* off-the-shelf technique for evasion certification and use it to construct a certified backdoor defense. This insight results in a simple modular implementation that can leverage future advances in evasion certification algorithms. Specifically, PECAN trains a set of neural networks on disjoint partitions of the dataset, and then applies evasion certification to the neural networks. By partitioning the dataset, we analytically bound the number of poisoned data seen per neural network; by employing evasion certification, we bound the number of neural networks that are robust in the face of triggers. Using this information, we efficiently derive a backdoor-robustness guarantee.

Figure 1 illustrates the workflow of PECAN. In Step 1, inspired by *deep partition aggregation* (Levine and Feizi,

2021), PECAN deterministically partitions a dataset into multiple disjoint subsets. This step ensures that a poisoned data item only affects a single partition. In Step 2, PECAN trains an ensemble of neural networks, one on each partition. At test time, PECAN performs evasion certification to check which neural networks are immune to triggers; those that are not immune (or that cannot be proven immune) abstain from performing a prediction. Finally, in Step 3, PECAN aggregates the results of the ensemble and produces a prediction together with a robustness certificate: the percentage of the poisoned data in the training set that the training process can tolerate, the *certified radius*.

We evaluate PECAN on three datasets, MNIST, CIFAR10, and EMBER. PECAN outperforms or competes with BagFlip, the state-of-the-art probabilistic certified defense against backdoor attacks. Furthermore, BagFlip takes hours to compute the certificate, while PECAN takes seconds. We also evaluate PECAN against two known backdoor attacks, BadNets (Gu et al., 2017) and XBA (Severi et al., 2021), PECAN reduces the average attack success rates from 90.24% to 0.67% and 66.37% to 2.19%, respectively.

2. Related Work

Deep learning models are vulnerable to backdoor attacks (Saha et al., 2020; Turner et al., 2019), and empirical defenses (Geiping et al., 2021; Liu et al., 2018) can be bypassed (Wang et al., 2020b; Koh et al., 2022). Hence, our focus on building a certified defense.

Certified defenses against backdoor attacks Existing certification approaches provide probabilistic certificates by extending randomized smoothing (Cohen et al., 2019; Dvijotham et al., 2020; Lee et al., 2019), originally proposed to defend against adversarial evasion attacks, to defend against backdoor attacks. BagFlip (Zhang et al., 2022b) is the state-of-the-art model-agnostic probabilistic defense against feature-flipping backdoor attacks. Wang et al. (2020a); Weber et al. (2020) proposed backdoor-attack defenses that are also model-agnostic, but are less effective than BagFlip. PECAN is deterministic and therefore less expensive and more effective than these defenses. Probabilistic defenses are model-agnostic; while PECAN is evaluated on neural networks, it can work for any machine learning model as that supports a deterministic evasion certification approach. Jia et al. (2020) proposed a deterministic de-randomized smoothing approach for kNN classifiers. Their approach computes the certificates using an expensive dynamic programming algorithm, whereas PECAN’s certification algorithm has constant time complexity. XRand (Nguyen et al., 2022) presents a certified defense against XBA by leveraging differential privacy. Unlike PECAN, XRand adopts a different attack model, and its certifications are probabilistic in nature. FPA (Hammoudeh and Lowd, 2023) employs a

deterministic certified defense mechanism that partitions the feature space instead of the dataset. We discuss the limitation of FPA and compare it with PECAN in Section 5.3.

Certified defenses against trigger-less attacks Many approaches provide certificates for trigger-less attacks. Jia et al. (2021) use bootstrap aggregating (Bagging). Chen et al. (2020) extended Bagging with new selection strategies. Rosenfeld et al. (2020) defend against label-flipping attacks on linear classifiers. Differential privacy (Ma et al., 2019) can also provide probabilistic certificates for trigger-less attacks. DPA (Levine and Feizi, 2021) is a deterministic defense that partitions the training set and ensembles the trained classifiers. Wang et al. (2022b) proposed FA, an extension of DPA, by introducing a spread stage. A conjecture proposed by Wang et al. (2022a) implies that DPA and FA are asymptotically optimal defenses against trigger-less attacks. Chen et al. (2022) proposed to compute collective certificates, while PECAN computes sample-wise certificates. Jia et al. (2020); Meyer et al. (2021); Drews et al. (2020) provide certificates for nearest neighborhood classifiers and decision trees. The approaches listed above only defend against *trigger-less* attacks, while PECAN is a deterministic approach for *backdoor* attacks.

Certified backdoor attack detection CBD (Xiang et al., 2023) and PECAN are two methods that address backdoor attacks, but they have different goals, assumptions, and application scenarios. CBD is a certified backdoor detector that aims to identify whether a trained classifier is backdoored, assuming the defender has access to a small, clean validation set. On the other hand, PECAN is a certified defense that trains a classifier with a potentially poisoned dataset while providing certifications for each prediction, guaranteeing robustness against backdoor attacks up to a certain poisoning rate. PECAN assumes the defender has access to the dataset and the training process. Certified detection is an easier task than certified classification (Yatsura et al., 2023). Intuitively, certified detection only needs to determine if the model is backdoored, while certified classification requires training a classifier with a poisoned dataset. Due to the difference in the difficulty of their tasks, CBD demonstrates higher performance in terms of certified true positive rate compared to PECAN’s certified accuracy.

Certified defenses against evasion attacks There are two lines of certified defense against evasion attacks: complete certification (Zhang et al., 2022a; Katz et al., 2019) and incomplete certification (Zhang et al., 2021; Singh et al., 2019). The complete certified defenses either find an adversarial example or generate proof that all inputs in the given perturbation space will be correctly classified. Compared to the complete certified defenses, the incomplete ones will abstain from predicting if they cannot prove the correctness of the prediction because their techniques will introduce over-

approximation. Our implementation of PECAN uses an incomplete certified approach CROWN-IBP (Zhang et al., 2020) because it is the best incomplete approach, trading off between efficiency and the degree of over-approximation.

3. Problem Definition

Given a dataset $D = \{(\mathbf{x}_1, y_1), \dots, (\mathbf{x}_n, y_n)\}$, a (test) input \mathbf{x} , and a machine learning algorithm A , we write A_D to denote the machine learning model learned on dataset D by the algorithm A , and $A_D(\mathbf{x})$ to denote the output label predicted by the model A_D on input \mathbf{x} . We assume the algorithm will behave the same if trained on the same dataset across multiple runs. This assumption can be guaranteed by fixing the random seeds during training.

We are interested in certifying that if an attacker has poisoned the dataset, the model we have trained on the dataset will still behave “well” on the test input with maliciously added triggers. Before describing what “well” means, we need to define the *perturbation spaces* of the dataset and the test input, i.e., what possible changes the attacker could make to the dataset and the test input.

Perturbation space of the dataset Following Levine and Feizi (2021), we define a *general* perturbation space over the dataset, allowing attackers to delete, insert, or modify training examples in the dataset. Given a dataset D and a *radius* $r \geq 0$, we define the *perturbation space* as the set of datasets that can be obtained by deleting or inserting up to r examples in D :

$$S_r(D) = \{ \tilde{D} \mid |D \ominus \tilde{D}| \leq r \},$$

where $A \ominus B$ is the symmetric difference of sets A and B . Intuitively, r quantifies how many examples need to be deleted or inserted to transform from D to \tilde{D} .

Example 3.1. *If the attacker modifies one training example $\mathbf{x} \in D$ to another training example $\tilde{\mathbf{x}}$ to form a poisoned dataset $\tilde{D} = (D \setminus \{\mathbf{x}\}) \cup \{\tilde{\mathbf{x}}\}$. Then $\tilde{D} \in S_2(D)$ but $\tilde{D} \notin S_1(D)$ because $S_r(D)$ considers one modification as one deletion and one insertion.*

Note that we assume a more general perturbation space of the training set than the ones considered by BagFlip (Zhang et al., 2022b) and FPA (Hammoudeh and Lowd, 2023); our work allows inserting and deleting examples instead of just modifying existing training examples.

Perturbation space of the test input We write $\pi(\mathbf{x})$ to denote the set of perturbed examples that an attacker can transform the example \mathbf{x} into. Formally, the perturbation space $\pi(\mathbf{x})$ can be defined as the l_p norm ball with radius s around the test input \mathbf{x} ,

$$\pi(\mathbf{x}) = \{ \tilde{\mathbf{x}} \mid \|\mathbf{x} - \tilde{\mathbf{x}}\|_p \leq s \}$$

Example 3.2. An instantiation of $\pi(\mathbf{x})$ is the l_0 feature-flip perturbation $F_s(\mathbf{x})$, which allows the attacker to modify up to s features in an input \mathbf{x} ,

$$F_s(\mathbf{x}) = \{\tilde{\mathbf{x}} \mid \|\mathbf{x} - \tilde{\mathbf{x}}\|_0 \leq s\}$$

Dynamic backdoor attacks (Salem et al., 2022) like BadNets (Gu et al., 2017), which involve placing different patches in an input \mathbf{x} , with each patch having a maximum size of s , can be captured by $F_s(\mathbf{x})$. XBA (Severi et al., 2021), which modifies a predetermined set of features up to s features in an input \mathbf{x} , can also be captured by $F_s(\mathbf{x})$. Note that we assume a more general perturbation space of the test input than the one considered by FPA, which cannot handle dynamic backdoor attacks.

Threat models We consider backdoor attacks, where the attacker can perturb both the training set and the test input, but cannot control the training process of models. For the training set, we assume the attacker selects a poisoned training set from a perturbation space $S_r(D)$ of the training set D with a radius $r \geq 0$. For the test input, we assume the attacker selects a test input with a malicious trigger from a perturbation space $\pi(\mathbf{x})$ of the test input \mathbf{x} with a given l_p norm and the radius s .

We say that an algorithm A is robust to a **backdoor attack** on a backdoored test input $\tilde{\mathbf{x}}$ if the algorithm trained on any perturbed dataset \tilde{D} would predict the backdoored input $\tilde{\mathbf{x}}$ the same as $A_D(\mathbf{x})$. Formally,

$$\forall \tilde{D} \in S_r(D), \tilde{\mathbf{x}} \in \pi(\mathbf{x}). A_{\tilde{D}}(\tilde{\mathbf{x}}) = A_D(\mathbf{x}) \quad (1)$$

Remark 3.1. When $r = 0$, Eq 1 degenerates to evasion robustness, i.e., $\forall \tilde{\mathbf{x}} \in \pi(\mathbf{x}). A_D(\tilde{\mathbf{x}}) = A_D(\mathbf{x})$, because $S_0(D) = \{D\}$.

Given a large enough radius r , an attacker can always change enough inputs and succeed at breaking robustness. Therefore, we will typically focus on computing the maximal radius r for which we can prove that Eq 1 for given perturbation spaces $S_r(D)$ and $\pi(\mathbf{x})$. We refer to this quantity as the *certified radius*.

Certified guarantees This paper aims to design a certifiable algorithm A , which can defend against backdoor attacks, and to compute the certified radius of A . In our experiments (Section 5.2), we suppose a given benign dataset D and a benign test input \mathbf{x} , and we certifiably quantify the robustness of the algorithm A against backdoor attacks by computing the certified radius.

In Section 5.3, we also experiment with how the certifiable algorithm A defends backdoor attacks if a poisoned dataset \tilde{D} and a test input $\tilde{\mathbf{x}}$ with malicious triggers are given, but the clean data is unknown. We theoretically show that we can still compute the certified radius if the clean data D and \mathbf{x} are unknown in Section 4.2.

4. The PECAN Certification Technique

Our approach, which we call PECAN (Partitioning data and Ensembling of Certified neurAI Networks), is a deterministic certification technique that defends against backdoor attacks. Given a learning algorithm A , we show how to automatically construct a new learning algorithm \bar{A} with certified backdoor-robustness guarantees (Eq 1) in Section 4.1. We further discuss how \bar{A} can defend against a backdoored dataset and formally justify our discussion in Section 4.2.

4.1. Constructing Certifiable Algorithm \bar{A}

The key idea of PECAN is that we can take any off-the-shelf technique for evasion certification and use it to construct a certified backdoor defense. Intuitively, PECAN uses the evasion certification to defend against the possible triggers at test time, and it encapsulates the evasion certification in deep partition aggregation (DPA) (Levine and Feizi, 2021) to defend against training set poisoning.

Given a dataset D , a test input \mathbf{x} , and a machine learning algorithm A , PECAN produce a new learning algorithm \bar{A} as described in the following steps (shown in Figure 1),

Dataset Partitioning We partition the dataset D into n disjoint sub-datasets, denoted as D_1, \dots, D_n , using a hash function that deterministically maps each training example into a sub-dataset D_i . Train n classifiers A_{D_1}, \dots, A_{D_n} on these sub-datasets.

Evasion Certification We certify whether the prediction of each classifier A_{D_i} is robust under the perturbation space $\pi(\mathbf{x})$ by any evasion certification approach for the learning algorithm, e.g., CROWN-IBP for neural networks (Xu et al., 2020). Formally, the certification approach determines whether the following equation holds,

$$\forall \tilde{\mathbf{x}} \in \pi(\mathbf{x}). A_{D_i}(\mathbf{x}) = A_{D_i}(\tilde{\mathbf{x}}) \quad (2)$$

We denote the output of each certification as $A_{D_i}^\tau(\mathbf{x})$, which can either be $A_{D_i}^\tau(\mathbf{x}) = \text{cert}$, meaning Eq 2 is certified. Otherwise, $A_{D_i}^\tau(\mathbf{x}) = \text{abstain}$, meaning the certification approach cannot certify Eq 2.

Aggregation We compute the top label y^* by aggregating all predictions from $A_{D_i}(\mathbf{x})$. Concretely, $y^* \triangleq \operatorname{argmax}_{y \in \mathcal{C}} \sum_{i=1}^n \mathbb{1}_{A_{D_i}(\mathbf{x})=y}$, where $\mathcal{C} = \{0, 1, \dots\}$ is the set of possible labels. Note that if a tie happens when taking the argmax , we break ties deterministically by setting the smaller label index as y^* . We denote the runner-up label as y' as $\operatorname{argmax}_{y \in \mathcal{C} \wedge y \neq y^*} \sum_{i=1}^n \mathbb{1}_{A_{D_i}(\mathbf{x})=y}$. We count the number of certified predictions equal to y^* as N_1 , the number of certified predictions equal to y' as N_2 , and the number of abstentions as N_3 .

We set the prediction $\bar{A}_D(\mathbf{x})$ as y^* . We compute the cer-

tified radius r in the following two cases. If $N_1 - N_2 - N_3 - \mathbb{1}_{y^* > y'} < 0$, we set r as \diamond , i.e., a value denoting no certification. In this case, PECAN cannot certify that \bar{A} is robust to evasion attacks even if the dataset is not poisoned. Otherwise, we compute r as $\lfloor \frac{N_1 - N_2 - N_3 - \mathbb{1}_{y^* > y'}}{2} \rfloor$. A special case is $r = 0$, when PECAN can certify \bar{A} is robust to evasion attacks, but cannot certify that it is robust if the dataset is poisoned.

We note that the computation of the certified radius is equivalent to DPA when no classifier abstains, i.e., $N_3 = 0$,

Theorem 4.1 (Soundness of PECAN). *Given a dataset D and a test input \mathbf{x} , PECAN computes the prediction $\bar{A}_D(\mathbf{x})$ and the certified radius as r . Then, either $r = \diamond$ or*

$$\forall \tilde{D} \in S_r(D), \tilde{\mathbf{x}} \in \pi(\mathbf{x}). \bar{A}_{\tilde{D}}(\tilde{\mathbf{x}}) = \bar{A}_D(\mathbf{x}) \quad (3)$$

We provide a proof sketch of Theorem 4.1, and the main proof can be found in Appendix A. The key idea is that if we can prove that a majority of classifiers are immune to poisoned data, we can prove that the aggregated result is also immune to poisoned data. We start by lower bounding the number of classifiers that are immune to poisoned data as $N_1 - r$ and upper bounding the number of classifiers that can be manipulated by the attackers as $N_2 + r + N_3$. Then, we show that if $r \leq \lfloor \frac{N_1 - N_2 - N_3 - \mathbb{1}_{y^* > y'}}{2} \rfloor$, the classifiers immune to poisoned data will always be a majority.

4.2. PECAN under the Backdoored Data

The above algorithm and proof of PECAN assume that a clean dataset D and a clean test example \mathbf{x} are already given. However, we may be interested in another scenario where the poisoned dataset $\tilde{D} \in S_r(D)$ and the input example $\tilde{\mathbf{x}} \in \pi(\mathbf{x})$ with malicious triggers are given, and the clean data D and \mathbf{x} are unknown. In other words, we want to find the maximal radius r such that $\bar{A}_{\tilde{D}}(\tilde{\mathbf{x}}) = \bar{A}_D(\mathbf{x})$ for any D and \mathbf{x} that can be perturbed to \tilde{D} and $\tilde{\mathbf{x}}$ by the perturbation S_r and π , respectively. Formally,

$$\forall D, \mathbf{x}. \tilde{D} \in S_r(D) \wedge \tilde{\mathbf{x}} \in \pi(\mathbf{x}) \implies \bar{A}_{\tilde{D}}(\tilde{\mathbf{x}}) = \bar{A}_D(\mathbf{x}) \quad (4)$$

Intuitively, Eq 4 is the symmetrical version of Eq 1. Owing to the symmetrical definition of S_r and π , if we apply PECAN to the given poisoned data \tilde{D} , $\tilde{\mathbf{x}}$, then the prediction $\bar{A}_{\tilde{D}}(\tilde{\mathbf{x}})$ and the certified radius r satisfy the certified backdoor-robustness guarantee (Eq 4). The following theorem formally states the soundness of PECAN under the backdoored data. We prove Theorem 4.2 in Appendix B.

Theorem 4.2 (Soundness of PECAN under backdoored data). *Given a dataset \tilde{D} and a test input $\tilde{\mathbf{x}}$, PECAN computes the prediction $\bar{A}_{\tilde{D}}(\tilde{\mathbf{x}})$ and the certified radius r . Then, either $r = \diamond$ or Eq 4 holds.*

5. Experiments

We implemented PECAN in Python and provided the implementation in the supplementary materials.

In Section 5.2, we evaluate the effectiveness and efficiency of PECAN by comparing it to BagFlip (Zhang et al., 2022b), the state-of-the-art probabilistic certified defense against backdoor attacks. We use CROWN-IBP, implemented in auto-LIRPA (Xu et al., 2020), as the evasion defense approach in this setting. Whenever we use CROWN-IBP for the evasion defense approach, we also use it to train the classifiers in the dataset-partitioning step since the classifiers trained by CROWN-IBP can improve the certification rate in the evasion-certification step.

In Section 5.3, we evaluate the effectiveness of PECAN under the patch attack using BadNets (Gu et al., 2017) for image classification and the explanation-guided backdoor attack (XBA) (Severi et al., 2021) for malware detection and compare PECAN to other approaches. We use PatchGuard++ (Xiang and Mittal, 2021) as the evasion defense approach for image classification and use CROWN-IBP as the evasion defense approach for malware detection.

5.1. Experimental Setup

Datasets We conduct experiments on MNIST, CIFAR10, CIFAR10-02, and EMBER (Anderson and Roth, 2018) datasets. CIFAR10-02 (Weber et al., 2020) is a subset of CIFAR10, comprising examples labeled as 0 and 2. It consists of 10,000 training examples and 2,000 test examples. EMBER is a malware detection dataset containing 600,000 training and 200,000 test examples. Each example is a vector containing 2,351 features of the software, e.g., number of sections and number of writeable sections.

Models When comparing PECAN and BagFlip, we train fully connected neural networks with four layers for MNIST and CIFAR10 datasets. For experiments using PatchGuard++, we use the BagNet (Brendel and Bethge, 2019) model structure used by PatchGuard++. We use the same fully connected neural network for EMBER as in related works (Zhang et al., 2022b; Severi et al., 2021). We use the same data augmentation for PECAN and other baselines.

Metrics For each test input \mathbf{x}_i, y_i , the PECAN will predict a label and the certified radius r_i . In this section, we assume that the attacker modified $R\%$ examples in the training set. We denote R as the *modification amount*. We summarize all the used metrics as follows:

Certified Accuracy denotes the percentage of test examples that are correctly classified and whose certified radii are no less than R , i.e., $\frac{1}{m} \sum_{i=1}^m \mathbb{1}_{\bar{A}_D(\mathbf{x}_i)=y_i \wedge \frac{r_i}{|D|} \geq 2R\%}$, where m and $|D|$ are the sizes of test and training set, respectively. Notice that there is a factor of 2 on the modification amount

R because $S_r(D)$ considers one modification as one insertion and one deletion, as in Example 3.1.

Normal Accuracy denotes the percentage of test examples that are correctly classified by the algorithm *without* certification, i.e., $\frac{1}{m} \sum_{i=1}^m \mathbb{1}_{\bar{A}_D(\mathbf{x}_i)=y_i}$.

Attack Success Rate (ASR) We are interested in how many test examples are originally correctly classified without the malicious trigger but wrongly classified after adding the trigger, i.e., $\frac{1}{m} \sum_{i=1}^m \mathbb{1}_{\bar{A}_D(\bar{\mathbf{x}}_i) \neq y_i \wedge \bar{A}_D(\mathbf{x}_i)=y_i \wedge \frac{r_i}{|D|} \geq 2R\%}$, where \mathbf{x}_i is the original test and $\bar{\mathbf{x}}_i$ is with a malicious trigger.

Abstention Rate is computed as $\frac{1}{m} \sum_{i=1}^m \mathbb{1}_{\frac{r_i}{|D|} < 2R\%}$.

5.2. Effectiveness and Efficiency of PECAN

We evaluate the effectiveness and efficiency of PECAN on MNIST, CIFAR10, and EMBER under the backdoor attack with the l_0 feature-flip perturbation F_1 , which allows the attacker to modify up to one feature in an example. We compare PECAN to BagFlip, the state-of-the-art probabilistic certified defense against l_0 feature-flip backdoor attacks. In Appendix C.2, we also evaluate the effectiveness of PECAN against the perturbation space with the l_∞ norm.

Summary of the results PECAN achieves significantly higher certified accuracy than BagFlip on CIFAR10, EMBER, and MNIST. PECAN has similar normal accuracy as BagFlip for all datasets. PECAN is more efficient than BagFlip at computing the certified radius.

Setup For PECAN, we vary n , the number of partitions, to ensure a fair comparison with BagFlip. Appendix C.1 presents a detailed discussion of hyperparameter settings for BagFlip and PECAN. We denote PECAN with different settings of n as PECAN- n .

BagFlip achieves meaningful results only on MNIST, where we tune the parameter n of PECAN to 3000 to achieve the same normal accuracy of BagFlip and compare their results following the practice by Jia et al. (2020; 2021).

Results Figure 2 shows the comparison between PECAN and BagFlip on CIFAR10, EMBER, and MNIST. **PECAN achieves significantly higher certified accuracy than BagFlip across all modification amounts R and normal accuracy similar to BagFlip for all datasets.**

BagFlip performs poorly on CIFAR10 and EMBER because these two datasets cannot tolerate the high level of noise that the BagFlip algorithm adds to the training data. A high level of noise is crucial to establish meaningful bounds by BagFlip. For example, BagFlip can add 20% noise to the training data of MNIST, i.e., a feature (pixel) in a training example will be flipped to another value with 20% probability. However, for CIFAR10 and EMBER, BagFlip has to

reduce this probability to 5% to maintain normal accuracy, resulting in a low certified accuracy.

Figure 2 (c) shows the comparison between PECAN and BagFlip on MNIST. PECAN-3000 achieves higher certified accuracy than BagFlip across all modification amounts R . When comparing PECAN-600 and PECAN-1200 with BagFlip, we find that PECAN-600 and PECAN-1200 achieve higher certified accuracy than BagFlip when $R \in [0, 0.23]$ and $R \in [0, 0.42]$, respectively.

PECAN is more efficient than BagFlip at computing the certified radius. PECAN computes the certified radius in constant time via the closed-form solution in the aggregation step. In our experiment on MNIST, BagFlip requires 8 hours to prepare a lookup table because BagFlip does not have a closed-form solution for computing the certified radius. We provide the training time of PECAN in Appendix C.1.

5.3. PECAN under Backdoored Data

In Section 5.3.1, we assess the efficacy of PECAN in image classification using the CIFAR10-02 and MNIST datasets under the BadNets (Gu et al., 2017), which introduces patches as triggers to implant backdoors into models. We compare PECAN with Friendly Noise (Liu et al., 2022), the state-of-the-art empirical defense against general data poisoning attacks on image classification datasets. Subsequently, we evaluate two certified defenses: DPA, a defense against trigger-less attacks, and PatchGuard++, a defense against evasion patch attacks. Finally, we assess FPA, a certified defense against backdoor attacks.

In Section 5.3.2, we evaluate five empirical defenses—Isolation Forests (Liu et al., 2008), HDBSCAN (Murtagh and Contreras, 2012), Spectral Signatures (Tran et al., 2018), MDR (Wang et al., 2022c), and Friendly Noise—in the context of malware detection using the EMBER dataset under the explanation-guided backdoor attack (XBA) (Severi et al., 2021). The first three defenses are proposed as adaptive defenses in XBA, while MDR is currently the state-of-the-art empirical defense against backdoor attacks on the EMBER dataset. Additionally, we assess two certified defenses: DPA, FPA, and CROWN-IBP, a defense against evasion attacks.

We do not compare to BagFlip because: (1) BadNets generates large patches beyond BagFlip’s defending ability, resulting in a certified accuracy of zero, and (2) BagFlip’s certified accuracy on EMBER is poor, as shown in Figure 2 (b).

Summary of the results PECAN reduces the ASR of the victim model (NoDef) on backdoored test sets from an average of 90.24% to 0.67% under BadNets and from 66.37% to 2.19% under XBA, while other approaches fail to defend against the backdoor attacks, with the exception of FPA, which performs well under the XBA attack.

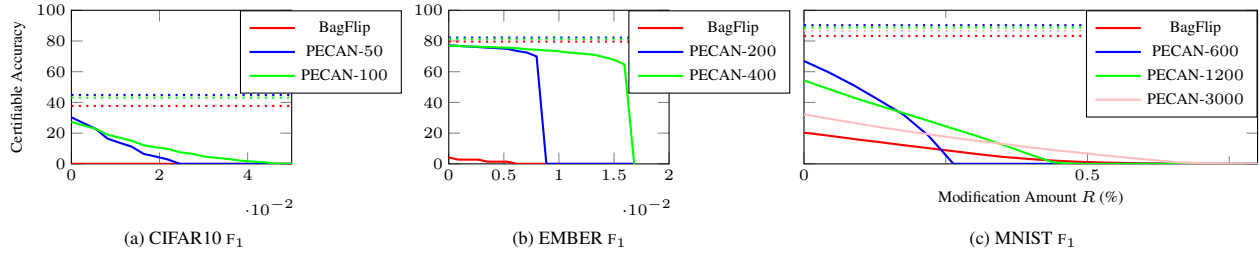


Figure 2. Comparison to BagFlip on CIFAR10, EMBER and MNIST, showing the normal accuracy (dotted lines) and the certified accuracy (solid lines) at different modification amounts R .

Table 1. Results on poisoned dataset generated by BadNets and evaluated on test sets with triggers and clean test sets. We report the standard error of the mean in parentheses. We note that NoDef and other empirical methods do not have abstention rates.

Approaches	Test set with triggers			Clean test set		
	ASR (\downarrow)	Accuracy (\uparrow)	Abstention Rate	Accuracy (\uparrow)	Abstention Rate	
CIFAR10-02	NoDef	95.54% (5.32)	4.46% (5.32)	N/A	89.74% (0.90)	N/A
	Friendly Noise	16.74% (2.25)	83.26% (2.25)	N/A	86.02% (0.25)	N/A
	PatchGuard++	1.64% (0.47)	0.30% (0.37)	98.07% (0.50)	77.18% (2.16)	18.33% (2.37)
	DPA	6.21%	24.60%	69.19%	70.00%	23.45%
	FPA	0.00%	0.00%	100.0%	0.00%	100.0%
	PECAN	0.87%	22.86%	77.27%	69.60%	23.95%
MNIST	NoDef	84.93% (6.85)	15.07% (6.85)	N/A	92.61% (2.79)	N/A
	Friendly Noise	11.41% (5.32)	88.59% (5.32)	N/A	85.33% (4.09)	N/A
	PatchGuard++	0.76% (0.45)	4.77% (0.80)	94.47% (1.07)	38.71% (3.77)	60.84% (3.45)
	DPA	0.46%	80.93%	18.61%	74.92%	20.31%
	FPA	0.00%	0.00%	100.0%	0.00%	100.0%
	PECAN	0.46%	80.93%	18.61%	74.92%	20.31%

5.3.1. EXPERIMENTS WITH BADNETS

Setup We inject backdoors into 0.2% of the CIFAR10-02 and MNIST training sets using BadNets. For the CIFAR10-02 dataset, a 8×8 backdoored patch is added to images labeled with 1, aiming to mislead the victim model into predicting these images as label 0 instead of 1. For the MNIST dataset, nine different backdoored patches with sizes 4×4 are added at various locations to images labeled with 1-9. The objective is to deceive the victim model into predicting the backdoored images as the digit 0. Note that we do not change labels of the poisoned training data.

Our hyperparameter tuning strategy of Friendly Noise follows the original paper. The number of partitions in FPA is set to 256 and 56 for CIFAR10-02 and MNIST datasets, respectively. For PatchGuard++ and PECAN, the hyperparameter τ , which controls the trade-off between ASR and abstention rate, is set to maximize the difference between accuracy and ASR (refer to Appendix D). We run ensemble-based methods PECAN, DPA, and FPA only once because they inherently exhibit low variance. For other approaches, we run them five times and report the average results.

Comparison to Friendly Noise Friendly Noise, the state-of-the-art empirical defense, fails to defend against the BadNets attack, showing high ASRs of 16.74% and 11.41% on CIFAR10-02 and MNIST datasets, respectively. In contrast,

PECAN achieves much lower ASRs of 0.87% and 0.46%. Compared to PECAN, Friendly Noise achieves higher accuracies on both test sets as PECAN is a certified defense and has high abstention rates.

Comparison to DPA and PatchGuard++ DPA fails to defend against the BadNets attack on the CIFAR10-02 dataset with an ASR of 6.21%. The result of DPA is the same as PECAN in the MNIST dataset because DPA is equivalent to PECAN when its hyperparameter τ is set to 1. PatchGuard++ shows high ASRs across all values of $\tau \in [0, 1]$, with optimal performance achieved when setting τ to 0, leading to high abstention rates.

Comparison to FPA FPA is unsuitable for defending against the BadNets attack due to the large patch sizes, limiting each classifier in FPA to consider only 4 and 14 pixels for each input in CIFAR10-02 and MNIST datasets. This limited visibility of pixels results in each classifier in FPA merely guessing predictions. Additionally, FPA cannot defend against dynamic backdoor attacks that can place patches at different locations.

5.3.2. EXPERIMENTS WITH XBA

Setup We use XBA to backdoor 0.1% of the training set and add triggers into the malware in the test set. We aim to fool the victim model to predict the malware with

Table 2. Results on poisoned dataset \tilde{D}_3 when evaluated on the malware test set with triggers and the clean test set.

Approaches	Malware test set with triggers			Clean test set	
	ASR (\downarrow)	Accuracy (\uparrow)	Abstention Rate	Accuracy (\uparrow)	Abstention Rate
NoDef	67.16% (11.21)	32.84% (11.21)	N/A	98.37% (0.28)	N/A
Isolation Forest	28.74% (8.71)	71.26% (8.71)	N/A	94.16% (0.24)	N/A
HDBSCAN	63.47% (11.85)	36.53% (11.85)	N/A	98.11% (0.37)	N/A
Spectral Signature	67.07% (16.63)	32.93% (16.63)	N/A	98.11% (0.40)	N/A
MDR	63.56% (10.98)	36.44% (10.98)	N/A	98.27% (0.21)	N/A
Friendly Noise	58.76% (1.57)	41.24% (1.57)	N/A	95.09% (0.58)	N/A
PECAN-Empirical	25.47%	74.53%	N/A	89.15%	N/A
CROWN-IBP	6.64% (2.25)	28.87% (2.23)	64.49% (2.29)	62.04% (0.85)	32.27% (1.26)
DPA	33.91%	41.89%	24.20%	79.06%	5.20%
FPA	0.72%	34.28%	65.00%	76.41%	23.38%
PECAN	2.19%	29.46%	68.35%	42.44%	56.42%

malicious triggers as non-malware. We generate a poisoned dataset \tilde{D}_3 and its corresponding test set with triggers by perturbation F_3 , which allows the attacker to modify up to three features in an example. As shown in Table 2, XBA achieves a 67.16% ASR with only three features modified.

Appendix D presents the hyperparameter settings of the empirical approaches. For PECAN and DPA, we set the number of partitions n to 3000 and present their results for the modification amount $R = 0.1\%$. As CROWN-IBP does not consider R , we show its results against the perturbation F_3 regardless of R .

Comparison to Empirical Defenses PECAN can defend against the backdoor attack on the EMBER dataset, but Isolation Forest, HDBSCAN, Spectral Signature, and MDR fail to defend against the attack. Table 2 shows that PECAN successfully reduces the ASR of the victim model from 67.16% to 2.19% on the malware test set with triggers. PECAN has the lowest ASR compared to other empirical defenses, in which the best empirical defense, Isolation Forest, has an ASR of 28.74%. We found that these empirical approaches struggled to filter out poisoning examples in the training set due to the small amount of poisoning—only 0.1%. We report their precision and recall of filtering in Appendix D.1.

PECAN has a high abstention rate because PECAN is a certified defense against backdoor attacks. However, even if we make PECAN an empirical defense by producing an output even when certification fails, we find PECAN-Empirical still achieves an ASR of 25.47% and an accuracy of 74.53%, which still outperforms the best empirical approach Isolation Forest, with an ASR 28.74%.

Comparison to DPA and CROWN-IBP The ASR of DPA and CROWN-IBP on the malware test set with triggers are 33.91% and 6.64% meaning that many malware with triggers can bypass their defenses.

Comparison to FPA FPA defends against backdoor attacks by adopting a feature partitioning-approach, making it effective against attacks that introduce a fixed and small trigger across all examples, especially on tabular datasets

where useful information is preserved after partitioning. As a result, FPA achieves a lower ASR of 0.72% than PECAN on the EMBER dataset under the XBA attack.

However, FPA has limitations when defending against attacks with medium-size dynamic triggers, such as the BadNets attack employed in Section 5.3.1, or on image datasets where features are significantly disrupted after partitioning. Additionally, FPA cannot defend against attacks that involve modifications to training labels or the insertion/removal of training examples. In contrast, PECAN does not have these limitations because its perturbation space captures all such data poisoning attacks. Consequently, PECAN successfully defends against both BadNets and XBA attacks.

In conclusion, while FPA demonstrates effectiveness on fixed and small triggers, particularly on tabular datasets like EMBER under the XBA attack, it faces challenges against dynamic triggers and disruptions in image datasets. On the other hand, PECAN is more versatile against a broader range of data poisoning attacks.

6. Conclusion, Limitations, and Future Work

We presented PECAN, a deterministic certified approach to effectively and efficiently defend against backdoor attacks. We foresee many future improvements to PECAN. First, PECAN generates small certified radii for large datasets such as CIFAR10 and EMBER. Thus, PECAN prevents attackers from using a small amount of poison to make their attacks more difficult to detect. Furthermore, as shown in our experiments and Lukas and Kerschbaum (2023), empirical approaches alone cannot defend against backdoor attacks that use small fragments of poisoned examples. We argue that PECAN can complement empirical defenses in the real world. Second, PECAN equipped with CROWN-IBP currently only works with simple neural networks and cannot be extended to large datasets like ImageNet. However, when equipped with PatchGuard++, PECAN can work with more complex model structures like BagNet, whose size is similar to a ResNet-50 model. Furthermore, PECAN with CROWN-IBP can be extended to more complex mod-

els and datasets in the future, as witnessed by the growth of robust training (Müller et al., 2022) and evasion certification techniques being extended to these models and datasets. Nevertheless, directly applying these techniques to PECAN is currently computationally infeasible, as it takes 42 minutes for PECAN to use $\alpha\beta$ -CROWN (Wang et al., 2021) to certify one input in TinyImageNet for one hundred ResNet models. Sharing the intermediary certification results among different models (Fischer et al., 2022; Yang et al., 2023; Ugare et al., 2023) can significantly improve the efficiency of PECAN, and we leave this as future work. Third, we adopt the idea of deep partition aggregation (DPA) to design the partition and aggregation steps in PECAN. We can improve these steps by using finite aggregation (Wang et al., 2022b) and run-off election (Rezaei et al., 2023), which extends DPA and gives higher certified accuracy.

7. Impact Statements

This paper introduces PECAN, a novel certified defense against backdoor attacks in neural networks.

Positive Impacts PECAN positively contributes to the security and integrity of machine learning by providing a certified defense against backdoor attacks, particularly in critical applications such as malware detection. The partitioning and ensemble strategy employed by PECAN has the potential to address the fairness concern that training data miss the data points from under-represented groups. As PECAN can define the perturbation space concerning training examples insertion and deletion, we can ensure that the model prediction will not be affected by the historical biases present in the training data or let the model abstain from making biased predictions.

We outline the potential negative societal impacts and mitigation strategies as follows.

Advanced Availability Attacks While PECAN offers a certified defense, ensuring that adversaries cannot manipulate the model’s prediction to a specific target class, it is important to consider that adversaries may develop more complex availability attacks. These attacks could potentially cause PECAN to abstain from making predictions, undermining the system’s usability. We suggest incorporating fallback mechanisms or human-in-the-loop systems to handle cases where the model abstains, ensuring that critical decisions are made promptly.

Resource Accessibility Moreover, the increased complexity and computational resources required for certified defenses may limit the accessibility of secure machine learning models to organizations with fewer resources. To address this, we advocate for developing more efficient algorithms and providing cloud-based services that offer certified defenses at a lower cost.

In summary, PECAN represents a significant advancement in machine learning security. However, it is crucial to remain cognizant of the evolving landscape of adversarial threats and the need for equitable access to state-of-the-art defense technologies.

References

- Hyrum S. Anderson and Phil Roth. EMBER: an open dataset for training static PE malware machine learning models. *CoRR*, abs/1804.04637, 2018. URL <http://arxiv.org/abs/1804.04637>.
- Wieland Brendel and Matthias Bethge. Approximating cnns with bag-of-local-features models works surprisingly well on imagenet. In *7th International Conference on Learning Representations, ICLR 2019, New Orleans, LA, USA*,

- May 6-9, 2019. OpenReview.net, 2019. URL <https://openreview.net/forum?id=SkfMWWhAqYQ>.
- Tom B. Brown, Dandelion Mané, Aurko Roy, Martín Abadi, and Justin Gilmer. Adversarial patch. *CoRR*, abs/1712.09665, 2017. URL <http://arxiv.org/abs/1712.09665>.
- Ruoxin Chen, Jie Li, Chentao Wu, Bin Sheng, and Ping Li. A framework of randomized selection based certified defenses against data poisoning attacks. *CoRR*, abs/2009.08739, 2020. URL <https://arxiv.org/abs/2009.08739>.
- Ruoxin Chen, Zenan Li, Jie Li, Junchi Yan, and Chentao Wu. On collective robustness of bagging against data poisoning. In Kamalika Chaudhuri, Stefanie Jegelka, Le Song, Csaba Szepesvári, Gang Niu, and Sivan Sabato, editors, *International Conference on Machine Learning, ICML 2022, 17-23 July 2022, Baltimore, Maryland, USA*, volume 162 of *Proceedings of Machine Learning Research*, pages 3299–3319. PMLR, 2022. URL <https://proceedings.mlr.press/v162/chen22k.html>.
- Jeremy M. Cohen, Elan Rosenfeld, and J. Zico Kolter. Certified adversarial robustness via randomized smoothing. In Kamalika Chaudhuri and Ruslan Salakhutdinov, editors, *Proceedings of the 36th International Conference on Machine Learning, ICML 2019, 9-15 June 2019, Long Beach, California, USA*, volume 97 of *Proceedings of Machine Learning Research*, pages 1310–1320. PMLR, 2019. URL <http://proceedings.mlr.press/v97/cohen19c.html>.
- Samuel Drews, Aws Albarghouthi, and Lorís D’Antoni. Proving data-poisoning robustness in decision trees. In Alastair F. Donaldson and Emina Torlak, editors, *Proceedings of the 41st ACM SIGPLAN International Conference on Programming Language Design and Implementation, PLDI 2020, London, UK, June 15-20, 2020*, pages 1083–1097. ACM, 2020. doi: 10.1145/3385412.3385975. URL <https://doi.org/10.1145/3385412.3385975>.
- Krishnamurthy (Dj) Dvijotham, Jamie Hayes, Borja Balle, J. Zico Kolter, Chongli Qin, András György, Kai Xiao, Sven Gowal, and Pushmeet Kohli. A framework for robustness certification of smoothed classifiers using f-divergences. In *8th International Conference on Learning Representations, ICLR 2020, Addis Ababa, Ethiopia, April 26-30, 2020*. OpenReview.net, 2020. URL <https://openreview.net/forum?id=SJlKrKSFPH>.
- Marc Fischer, Christian Sprecher, Dimitar I. Dimitrov, Gagandeep Singh, and Martin T. Vechev. Shared certificates for neural network verification. In Sharon Shoham and Yakir Vizel, editors, *Computer Aided Verification - 34th International Conference, CAV 2022, Haifa, Israel, August 7-10, 2022, Proceedings, Part I*, volume 13371 of *Lecture Notes in Computer Science*, pages 127–148. Springer, 2022. doi: 10.1007/978-3-031-13185-1_7. URL https://doi.org/10.1007/978-3-031-13185-1_7.
- Jonas Geiping, Liam Fowl, Gowthami Somepalli, Micah Goldblum, Michael Moeller, and Tom Goldstein. What doesn’t kill you makes you robust(er): Adversarial training against poisons and backdoors. *CoRR*, abs/2102.13624, 2021. URL <https://arxiv.org/abs/2102.13624>.
- Tianyu Gu, Brendan Dolan-Gavitt, and Siddharth Garg. Badnets: Identifying vulnerabilities in the machine learning model supply chain. *CoRR*, abs/1708.06733, 2017. URL <http://arxiv.org/abs/1708.06733>.
- Zayd Hammoudeh and Daniel Lowd. Feature partition aggregation: A fast certified defense against a union of sparse adversarial attacks. *CoRR*, abs/2302.11628, 2023. doi: 10.48550/arXiv.2302.11628. URL <https://doi.org/10.48550/arXiv.2302.11628>.
- Jinyuan Jia, Xiaoyu Cao, and Neil Zhenqiang Gong. Certified robustness of nearest neighbors against data poisoning attacks. *CoRR*, abs/2012.03765, 2020. URL <https://arxiv.org/abs/2012.03765>.
- Jinyuan Jia, Xiaoyu Cao, and Neil Zhenqiang Gong. Intrinsic certified robustness of bagging against data poisoning attacks. In *Thirty-Fifth AAAI Conference on Artificial Intelligence, AAAI 2021, Thirty-Third Conference on Innovative Applications of Artificial Intelligence, IAAI 2021, The Eleventh Symposium on Educational Advances in Artificial Intelligence, EAAI 2021, Virtual Event, February 2-9, 2021*, pages 7961–7969. AAAI Press, 2021. URL <https://ojs.aaai.org/index.php/AAAI/article/view/16971>.
- Guy Katz, Derek A. Huang, Duligur Ibeling, Kyle Julian, Christopher Lazarus, Rachel Lim, Parth Shah, Shantanu Thakoor, Haoze Wu, Aleksandar Zeljic, David L. Dill, Mykel J. Kochenderfer, and Clark W. Barrett. The marabou framework for verification and analysis of deep neural networks. In Isil Dillig and Serdar Tasiran, editors, *Computer Aided Verification - 31st International Conference, CAV 2019, New York City, NY, USA, July 15-18, 2019, Proceedings, Part I*, volume 11561 of *Lecture Notes in Computer Science*, pages 443–452. Springer, 2019. doi: 10.1007/978-3-030-25540-4_26. URL https://doi.org/10.1007/978-3-030-25540-4_26.
- Pang Wei Koh, Jacob Steinhardt, and Percy Liang. Stronger data poisoning attacks break data sanitization defenses.

- Mach. Learn.*, 111(1):1–47, 2022. doi: 10.1007/s10994-021-06119-y. URL <https://doi.org/10.1007/s10994-021-06119-y>.
- Guang-He Lee, Yang Yuan, Shiyu Chang, and Tommi S. Jaakkola. Tight certificates of adversarial robustness for randomly smoothed classifiers. In Hanna M. Wallach, Hugo Larochelle, Alina Beygelzimer, Florence d’Alché-Buc, Emily B. Fox, and Roman Garnett, editors, *Advances in Neural Information Processing Systems 32: Annual Conference on Neural Information Processing Systems 2019, NeurIPS 2019, December 8-14, 2019, Vancouver, BC, Canada*, pages 4911–4922, 2019. URL <https://proceedings.neurips.cc/paper/2019/hash/fa2e8c4385712f9ald24c363a2cbe5b8-Abstract.html>.
- Alexander Levine and Soheil Feizi. Deep partition aggregation: Provable defenses against general poisoning attacks. In *9th International Conference on Learning Representations, ICLR 2021, Virtual Event, Austria, May 3-7, 2021*. OpenReview.net, 2021. URL <https://openreview.net/forum?id=YUGG2tFuPM>.
- Fei Tony Liu, Kai Ming Ting, and Zhi-Hua Zhou. Isolation forest. In *Proceedings of the 8th IEEE International Conference on Data Mining (ICDM 2008), December 15-19, 2008, Pisa, Italy*, pages 413–422. IEEE Computer Society, 2008. doi: 10.1109/ICDM.2008.17. URL <http://doi.org/10.1109/ICDM.2008.17>.
- Kang Liu, Brendan Dolan-Gavitt, and Siddharth Garg. Fine-pruning: Defending against backdooring attacks on deep neural networks. In Michael Bailey, Thorsten Holz, Manolis Stamatogiannakis, and Sotiris Ioannidis, editors, *Research in Attacks, Intrusions, and Defenses - 21st International Symposium, RAID 2018, Heraklion, Crete, Greece, September 10-12, 2018, Proceedings*, volume 11050 of *Lecture Notes in Computer Science*, pages 273–294. Springer, 2018. doi: 10.1007/978-3-030-00470-5_13. URL https://doi.org/10.1007/978-3-030-00470-5_13.
- Tian Yu Liu, Yu Yang, and Baharan Mirza-soleiman. Friendly noise against adversarial noise: A powerful defense against data poisoning attack. In *NeurIPS*, 2022. URL http://papers.nips.cc/paper_files/paper/2022/hash/4e81308aa2eb8e2e4eccf122d4827af7-Abstract-Conference.html.
- Nils Lukas and Florian Kerschbaum. Pick your poison: Undetectability versus robustness in data poisoning attacks against deep image classification. *CoRR*, abs/2305.09671, 2023. doi: 10.48550/ARXIV.2305.09671. URL <https://doi.org/10.48550/arXiv.2305.09671>.
- Yuzhe Ma, Xiaojin Zhu, and Justin Hsu. Data poisoning against differentially-private learners: Attacks and defenses. In Sarit Kraus, editor, *Proceedings of the Twenty-Eighth International Joint Conference on Artificial Intelligence, IJCAI 2019, Macao, China, August 10-16, 2019*, pages 4732–4738. ijcai.org, 2019. doi: 10.24963/ijcai.2019/657. URL <https://doi.org/10.24963/ijcai.2019/657>.
- Aleksander Madry, Aleksandar Makelov, Ludwig Schmidt, Dimitris Tsipras, and Adrian Vladu. Towards deep learning models resistant to adversarial attacks. In *6th International Conference on Learning Representations, ICLR 2018, Vancouver, BC, Canada, April 30 - May 3, 2018, Conference Track Proceedings*. OpenReview.net, 2018. URL <https://openreview.net/forum?id=rJzIBfZAb>.
- Anna P. Meyer, Aws Albarghouthi, and Loris D’Antoni. Certifying robustness to programmable data bias in decision trees. In Marc’Aurelio Ranzato, Alina Beygelzimer, Yann N. Dauphin, Percy Liang, and Jennifer Wortman Vaughan, editors, *Advances in Neural Information Processing Systems 34: Annual Conference on Neural Information Processing Systems 2021, NeurIPS 2021, December 6-14, 2021, virtual*, pages 26276–26288, 2021. URL <https://proceedings.neurips.cc/paper/2021/hash/dcf531edc9b229acfe0f4b87e1e278dd-Abstract.html>.
- Mark Niklas Müller, Franziska Eckert, Marc Fischer, and Martin T. Vechev. Certified training: Small boxes are all you need. *CoRR*, abs/2210.04871, 2022. doi: 10.48550/arXiv.2210.04871. URL <https://doi.org/10.48550/arXiv.2210.04871>.
- Fionn Murtagh and Pedro Contreras. Algorithms for hierarchical clustering: an overview. *WIREs Data Mining Knowl. Discov.*, 2(1):86–97, 2012. doi: 10.1002/widm.53. URL <https://doi.org/10.1002/widm.53>.
- Truc D. T. Nguyen, Phung Lai, NhatHai Phan, and My T. Thai. Xrand: Differentially private defense against explanation-guided attacks. *CoRR*, abs/2212.04454, 2022. doi: 10.48550/arXiv.2212.04454. URL <https://doi.org/10.48550/arXiv.2212.04454>.
- Fanchao Qi, Yuan Yao, Sophia Xu, Zhiyuan Liu, and Maosong Sun. Turn the combination lock: Learnable textual backdoor attacks via word substitution. In Chengqing Zong, Fei Xia, Wenjie Li, and Roberto Navigli, editors, *Proceedings of the 59th Annual Meeting of the Association for Computational Linguistics and the 11th International Joint Conference on Natural Language Processing, ACL/IJCNLP 2021, (Volume 1: Long Papers), Virtual Event, August 1-6, 2021*, pages 4873–4883.

- Association for Computational Linguistics, 2021. doi: 10.18653/v1/2021.acl-long.377. URL <https://doi.org/10.18653/v1/2021.acl-long.377>.
- Keivan Rezaei, Kiarash Banihashem, Atoosa Malemir Chegini, and Soheil Feizi. Run-off election: Improved provable defense against data poisoning attacks. In Andreas Krause, Emma Brunskill, Kyunghyun Cho, Barbara Engelhardt, Sivan Sabato, and Jonathan Scarlett, editors, *International Conference on Machine Learning, ICML 2023, 23-29 July 2023, Honolulu, Hawaii, USA*, volume 202 of *Proceedings of Machine Learning Research*, pages 29030–29050. PMLR, 2023. URL <https://proceedings.mlr.press/v202/rezaei23a.html>.
- Elan Rosenfeld, Ezra Winston, Pradeep Ravikumar, and J. Zico Kolter. Certified robustness to label-flipping attacks via randomized smoothing. In *Proceedings of the 37th International Conference on Machine Learning, ICML 2020, 13-18 July 2020, Virtual Event*, volume 119 of *Proceedings of Machine Learning Research*, pages 8230–8241. PMLR, 2020. URL <http://proceedings.mlr.press/v119/rosenfeld20b.html>.
- Aniruddha Saha, Akshayvarun Subramanya, and Hamed Pirsiavash. Hidden trigger backdoor attacks. In *The Thirty-Fourth AAAI Conference on Artificial Intelligence, AAAI 2020, The Thirty-Second Innovative Applications of Artificial Intelligence Conference, IAAI 2020, The Tenth AAAI Symposium on Educational Advances in Artificial Intelligence, EAAI 2020, New York, NY, USA, February 7-12, 2020*, pages 11957–11965. AAAI Press, 2020. URL <https://ojs.aaai.org/index.php/AAAI/article/view/6871>.
- Ahmed Salem, Rui Wen, Michael Backes, Shiqing Ma, and Yang Zhang. Dynamic backdoor attacks against machine learning models. In *7th IEEE European Symposium on Security and Privacy, EuroS&P 2022, Genoa, Italy, June 6-10, 2022*, pages 703–718. IEEE, 2022. doi: 10.1109/EuroSP53844.2022.00049. URL <https://doi.org/10.1109/EuroSP53844.2022.00049>.
- Giorgio Severi, Jim Meyer, Scott E. Coull, and Alina Oprea. Explanation-guided backdoor poisoning attacks against malware classifiers. In Michael Bailey and Rachel Greenstadt, editors, *30th USENIX Security Symposium, USENIX Security 2021, August 11-13, 2021*, pages 1487–1504. USENIX Association, 2021. URL <https://www.usenix.org/conference/usenixsecurity21/presentation/severi>.
- Ali Shafahi, W. Ronny Huang, Mahyar Najibi, Octavian Suci, Christoph Studer, Tudor Dumitras, and Tom Goldstein. Poison frogs! targeted clean-label poisoning attacks on neural networks. In Samy Bengio, Hanna M. Wallach, Hugo Larochelle, Kristen Grauman, Nicolò Cesa-Bianchi, and Roman Garnett, editors, *Advances in Neural Information Processing Systems 31: Annual Conference on Neural Information Processing Systems 2018, NeurIPS 2018, December 3-8, 2018, Montréal, Canada*, pages 6106–6116, 2018. URL <https://proceedings.neurips.cc/paper/2018/hash/22722a343513ed45f14905eb07621686-Abstract.html>.
- Gagandeep Singh, Timon Gehr, Markus Püschel, and Martin T. Vechev. An abstract domain for certifying neural networks. *Proc. ACM Program. Lang.*, 3(POPL): 41:1–41:30, 2019. doi: 10.1145/3290354. URL <https://doi.org/10.1145/3290354>.
- Brandon Tran, Jerry Li, and Aleksander Madry. Spectral signatures in backdoor attacks. In Samy Bengio, Hanna M. Wallach, Hugo Larochelle, Kristen Grauman, Nicolò Cesa-Bianchi, and Roman Garnett, editors, *Advances in Neural Information Processing Systems 31: Annual Conference on Neural Information Processing Systems 2018, NeurIPS 2018, December 3-8, 2018, Montréal, Canada*, pages 8011–8021, 2018. URL <https://proceedings.neurips.cc/paper/2018/hash/280cf18baf4311c92aa5a042336587d3-Abstract.html>.
- Alexander Turner, Dimitris Tsipras, and Aleksander Madry. Label-consistent backdoor attacks. *CoRR*, abs/1912.02771, 2019. URL <http://arxiv.org/abs/1912.02771>.
- Shubham Ugare, Debangshu Banerjee, Sasa Misailovic, and Gagandeep Singh. Incremental verification of neural networks. *CoRR*, abs/2304.01874, 2023. doi: 10.48550/arXiv.2304.01874. URL <https://doi.org/10.48550/arXiv.2304.01874>.
- Binghui Wang, Xiaoyu Cao, Jinyuan Jia, and Neil Zhenqiang Gong. On certifying robustness against backdoor attacks via randomized smoothing. *CoRR*, abs/2002.11750, 2020a. URL <https://arxiv.org/abs/2002.11750>.
- Hongyi Wang, Kartik Sreenivasan, Shashank Rajput, Harit Vishwakarma, Saurabh Agarwal, Jy-yong Sohn, Kangwook Lee, and Dimitris S. Papailiopoulos. Attack of the tails: Yes, you really can backdoor federated learning. In Hugo Larochelle, Marc’Aurelio Ranzato, Raia Hadsell, Maria-Florina Balcan, and Hsuan-Tien Lin, editors, *Advances in Neural Information Processing Systems 33: Annual Conference on Neural Information Processing Systems 2020, NeurIPS 2020, December 6-12, 2020, virtual*, 2020b. URL <https://proceedings.neurips.cc/paper/2020/hash/b8ffa41d4e492f0fad2f13e29e1762eb-Abstract.html>.

- Shiqi Wang, Huan Zhang, Kaidi Xu, Xue Lin, Suman Jana, Cho-Jui Hsieh, and J. Zico Kolter. Beta-crown: Efficient bound propagation with per-neuron split constraints for neural network robustness verification. In Marc’Aurelio Ranzato, Alina Beygelzimer, Yann N. Dauphin, Percy Liang, and Jennifer Wortman Vaughan, editors, *Advances in Neural Information Processing Systems 34: Annual Conference on Neural Information Processing Systems 2021, NeurIPS 2021, December 6-14, 2021, virtual*, pages 29909–29921, 2021. URL <https://proceedings.neurips.cc/paper/2021/hash/fac7fead96dafceaf80c1daffeae82a4-Abstract.html>.
- Wenxiao Wang, Alexander Levine, and Soheil Feizi. Lethal dose conjecture on data poisoning. *CoRR*, abs/2208.03309, 2022a. doi: 10.48550/arXiv.2208.03309. URL <https://doi.org/10.48550/arXiv.2208.03309>.
- Wenxiao Wang, Alexander Levine, and Soheil Feizi. Improved certified defenses against data poisoning with (deterministic) finite aggregation. *CoRR*, abs/2202.02628, 2022b. URL <https://arxiv.org/abs/2202.02628>.
- Xutong Wang, Chaoge Liu, Xiaohui Hu, Zhi Wang, Jie Yin, and Xiang Cui. Make data reliable: An explanation-powered cleaning on malware dataset against backdoor poisoning attacks. In *Annual Computer Security Applications Conference, ACSAC 2022, Austin, TX, USA, December 5-9, 2022*, pages 267–278. ACM, 2022c. doi: 10.1145/3564625.3564661. URL <https://doi.org/10.1145/3564625.3564661>.
- Maurice Weber, Xiaojun Xu, Bojan Karlas, Ce Zhang, and Bo Li. RAB: provable robustness against backdoor attacks. *CoRR*, abs/2003.08904, 2020. URL <https://arxiv.org/abs/2003.08904>.
- Chong Xiang and Prateek Mittal. Patchguard++: Efficient provable attack detection against adversarial patches. *CoRR*, abs/2104.12609, 2021. URL <https://arxiv.org/abs/2104.12609>.
- Zhen Xiang, Zidi Xiong, and Bo Li. CBD: A certified backdoor detector based on local dominant probability. In Alice Oh, Tristan Naumann, Amir Globerson, Kate Saenko, Moritz Hardt, and Sergey Levine, editors, *Advances in Neural Information Processing Systems 36: Annual Conference on Neural Information Processing Systems 2023, NeurIPS 2023, New Orleans, LA, USA, December 10 - 16, 2023*, 2023. URL http://papers.nips.cc/paper_files/paper/2023/hash/0fbf046448d7eea18b982001320b9a10-Abstract-Conference.html.
- Kaidi Xu, Zhouxing Shi, Huan Zhang, Yihan Wang, Kai-Wei Chang, Minlie Huang, Bhavya Kailkhura, Xue Lin, and Cho-Jui Hsieh. Automatic perturbation analysis for scalable certified robustness and beyond. In Hugo Larochelle, Marc’Aurelio Ranzato, Raia Hadsell, Maria-Florina Balcan, and Hsuan-Tien Lin, editors, *Advances in Neural Information Processing Systems 33: Annual Conference on Neural Information Processing Systems 2020, NeurIPS 2020, December 6-12, 2020, virtual*, 2020. URL <https://proceedings.neurips.cc/paper/2020/hash/0cbc5671ae26f67871cb914d81ef8fc1-Abstract.html>.
- Pengfei Yang, Zhiming Chi, Zongxin Liu, Mengyu Zhao, Cheng-Chao Huang, Shaowei Cai, and Lijun Zhang. Incremental satisfiability modulo theory for verification of deep neural networks. *CoRR*, abs/2302.06455, 2023. doi: 10.48550/arXiv.2302.06455. URL <https://doi.org/10.48550/arXiv.2302.06455>.
- Maksym Yatsura, Kaspar Sakmann, N. Grace Hua, Matthias Hein, and Jan Hendrik Metzen. Certified defences against adversarial patch attacks on semantic segmentation. In *The Eleventh International Conference on Learning Representations, ICLR 2023, Kigali, Rwanda, May 1-5, 2023*. OpenReview.net, 2023. URL <https://openreview.net/pdf?id=b0JxQC7JLWh>.
- Huan Zhang, Hongge Chen, Chaowei Xiao, Sven Gowal, Robert Stanforth, Bo Li, Duane S. Boning, and Cho-Jui Hsieh. Towards stable and efficient training of verifiably robust neural networks. In *8th International Conference on Learning Representations, ICLR 2020, Addis Ababa, Ethiopia, April 26-30, 2020*. OpenReview.net, 2020. URL <https://openreview.net/forum?id=SkxuklrFwB>.
- Huan Zhang, Shiqi Wang, Kaidi Xu, Linyi Li, Bo Li, Suman Jana, Cho-Jui Hsieh, and J. Zico Kolter. General cutting planes for bound-propagation-based neural network verification. *CoRR*, abs/2208.05740, 2022a. doi: 10.48550/arXiv.2208.05740. URL <https://doi.org/10.48550/arXiv.2208.05740>.
- Yuhao Zhang, Aws Albarghouthi, and Loris D’Antoni. Certified robustness to programmable transformations in lstms. In Marie-Francine Moens, Xuanjing Huang, Lucia Specia, and Scott Wen-tau Yih, editors, *Proceedings of the 2021 Conference on Empirical Methods in Natural Language Processing, EMNLP 2021, Virtual Event / Punta Cana, Dominican Republic, 7-11 November, 2021*, pages 1068–1083. Association for Computational Linguistics, 2021. doi: 10.18653/v1/2021.emnlp-main.82. URL <https://doi.org/10.18653/v1/2021.emnlp-main.82>.

Yuhao Zhang, Aws Albarghouthi, and Loris D’Antoni.
Bagflip: A certified defense against data poisoning.
CoRR, abs/2205.13634, 2022b. doi: 10.48550/arXiv.
2205.13634. URL [https://doi.org/10.48550/
arXiv.2205.13634](https://doi.org/10.48550/arXiv.2205.13634).

Chen Zhu, W. Ronny Huang, Hengduo Li, Gavin Taylor, Christoph Studer, and Tom Goldstein. Transferable clean-label poisoning attacks on deep neural nets. In Kamalika Chaudhuri and Ruslan Salakhutdinov, editors, *Proceedings of the 36th International Conference on Machine Learning, ICML 2019, 9-15 June 2019, Long Beach, California, USA*, volume 97 of *Proceedings of Machine Learning Research*, pages 7614–7623. PMLR, 2019. URL [http://proceedings.mlr.press/
v97/zhu19a.html](http://proceedings.mlr.press/v97/zhu19a.html).

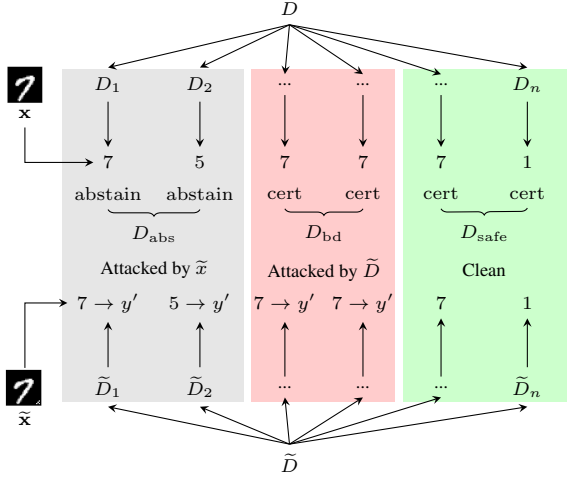


Figure 3. An illustration of the proof of Theorem 4.1. It shows the worst case for PECAN, where the attacker can change all predictions in D_{abs} and D_{bd} to the runner-up label y' . Note that we group D_{abs} , D_{bd} , and D_{safe} together to ease illustration.

A. Proof of Theorem 4.1

We start by formally defining N_1 , N_2 , and N_3 as

$$\begin{aligned} N_1 &= \sum_{i=1}^n \mathbb{1}_{A_{D_i}(\mathbf{x})=y^* \wedge A_{D_i}^{\pi}(\mathbf{x})=\text{cert}}, \\ N_2 &= \sum_{i=1}^n \mathbb{1}_{A_{D_i}(\mathbf{x})=y' \wedge A_{D_i}^{\pi}(\mathbf{x})=\text{cert}}, \\ N_3 &= \sum_{i=1}^n \mathbb{1}_{A_{D_i}^{\pi}(\mathbf{x})=\text{abstain}}. \end{aligned}$$

Proof. For any poisoned dataset \tilde{D} , we partition \tilde{D} into n sub-datasets $\{\tilde{D}_1, \dots, \tilde{D}_n\}$ according to $\{D_1, \dots, D_n\}$ from the clean dataset D . Note that we can determine such a correspondence between D_i and \tilde{D}_i because our hash function is deterministic and only depends on each training example. We further divide $\{D_1, \dots, D_n\}$ into three disjoint parts D_{abs} , D_{bd} , and D_{safe} in the following way,

- $D_{\text{abs}} = \{D_i \mid A_{D_i}^{\pi}(\mathbf{x}) = \text{abstain}\}$ are the sub-datasets, on which A abstains from making the prediction on \mathbf{x} . From the definition of N_3 , we have $|D_{\text{abs}}| = N_3$. Intuitively, D_{abs} contains the sub-datasets that can possibly be attacked by the test input $\tilde{\mathbf{x}}$ with malicious triggers.
- D_{bd} are the sub-datasets on which A does not abstain and are also poisoned, i.e., each of them has at least one training example removed or inserted. Even though we do not know the exact sub-datasets in D_{bd} , we know $|D_{\text{bd}}| \leq r$ because $\tilde{D} \in S_r(D)$ constrains that there are at most r such poisoned sub-datasets.

- $D_{\text{safe}} = \{D_i \mid D_i = \tilde{D}_i \wedge A_{D_i}^{\pi}(\mathbf{x}) = \text{cert}\}$ contains the clean sub-datasets, on which A does not abstain.

We denote the numbers of the original top prediction y^* and the original runner-up prediction y' on the backdoored data \tilde{D} and $\tilde{\mathbf{x}}$ as \tilde{N}_{y^*} and $\tilde{N}_{y'}$, respectively. Formally,

$$\tilde{N}_{y^*} = \sum_{i=1}^n \mathbb{1}_{A_{\tilde{D}_i}(\tilde{\mathbf{x}})=y^*}, \quad \tilde{N}_{y'} = \sum_{i=1}^n \mathbb{1}_{A_{\tilde{D}_i}(\tilde{\mathbf{x}})=y'}$$

Next, we prove Eq 3 for any backdoored data \tilde{D} and $\tilde{\mathbf{x}}$ by showing that

$$\tilde{N}_{y^*} \geq \tilde{N}_{y'} + \mathbb{1}_{y^* > y'} \quad (5)$$

We prove Eq 5 by showing a lower bound of \tilde{N}_{y^*} is $N_1 - r$ and an upper bound of $\tilde{N}_{y'}$ is $N_2 + r + N_3$. Together with the definition of r , we can prove Eq 5 because we have,

$$\begin{aligned} & \tilde{N}_{y^*} - \tilde{N}_{y'} - \mathbb{1}_{y^* > y'} \\ & \geq N_1 - r - (N_2 + r + N_3) - \mathbb{1}_{y^* > y'} \\ & = N_1 - N_2 - 2r - N_3 - \mathbb{1}_{y^* > y'} \\ & = N_1 - N_2 - 2 \lfloor \frac{N_1 - N_2 - N_3 - \mathbb{1}_{y^* > y'}}{2} \rfloor - N_3 - \mathbb{1}_{y^* > y'} \\ & \geq N_1 - N_2 - (N_1 - N_2 - N_3 - \mathbb{1}_{y^* > y'}) - N_3 - \mathbb{1}_{y^* > y'} \\ & = 0. \end{aligned}$$

Note that the second last line holds iff $N_1 - N_2 - N_3 - \mathbb{1}_{y^* > y'} \geq 0$. Otherwise, we have $r = 0$.

As shown in Figure 3, the lower bound of \tilde{N}_{y^*} can be computed by noticing that 1) the attacker can change any prediction in D_{bd} from y^* to another label because these datasets are poisoned, 2) the attacker can change any prediction in D_{abs} to another label because CROWN-IBP cannot certify the prediction under the evasion attacks, and 3) the attacker cannot change anything in D_{safe} because of the guarantee of CROWN-IBP and D_{safe} is not poisoned,

$$\forall D_i \in D_{\text{safe}}, \tilde{\mathbf{x}} \in \pi(\mathbf{x}). A_{D_i}(\mathbf{x}) = A_{D_i}(\tilde{\mathbf{x}}) = A_{\tilde{D}_i}(\tilde{\mathbf{x}})$$

The upper bound of $\tilde{N}_{y'}$ can be computed by noticing that 1) the attacker can change any prediction in D_{bd} to y' , 2) the attacker can change any prediction in D_{abs} to y' , and 3) the attacker cannot change anything in D_{safe} .

We complete the proof by showing that the best attack strategy of the attacker is to change the prediction of \tilde{A} to the runner-up label y' . If the attacker chooses to change the prediction of \tilde{A} to another label y'' , denoted the counts as $\tilde{N}_{y''}$, then the upper bound of $\tilde{N}_{y''}$ will be always smaller or equal to $\tilde{N}_{y'}$. \square

B. Proof of Theorem 4.2

Proof. Theorem 4.1 tells that either $r = \diamond$ or the following equation holds,

$$\forall D' \in S_r(\tilde{D}), \mathbf{x}' \in \pi(\tilde{\mathbf{x}}). \bar{A}_{\tilde{D}}(\tilde{\mathbf{x}}) = \bar{A}_{D'}(\mathbf{x}') \quad (6)$$

By the symmetrical definition of S_r and π , we have

$$\forall D. \tilde{D} \in S_r(D) \implies D \in S_r(\tilde{D}) \quad (7)$$

$$\forall \mathbf{x}. \tilde{\mathbf{x}} \in \pi(\mathbf{x}) \implies \mathbf{x} \in \pi(\tilde{\mathbf{x}}). \quad (8)$$

Then, for all possible clean data D and \mathbf{x} , we have

$$\begin{aligned} & \tilde{D} \in S_r(D) \wedge \tilde{\mathbf{x}} \in \pi(\mathbf{x}) \\ \implies & D \in S_r(\tilde{D}) \wedge \mathbf{x} \in \pi(\tilde{\mathbf{x}}) \quad (\text{By Eq 7 and Eq 8}) \\ \implies & \bar{A}_{\tilde{D}}(\tilde{\mathbf{x}}) = \bar{A}_D(\mathbf{x}) \quad (\text{By Eq 6}) \end{aligned}$$

□

C. Detailed Results and Setups of Section 5.2

C.1. Detailed Experiment Setups

Hyper-parameters of BagFlip In Figure 2, we set the bag size of BagFlip to 200, 3000, and 2000 for MNIST, EMBER, and CIFAR10 datasets, respectively.

We modified the underlying model structures of BagFlip, replacing the CNN and ResNet mentioned in their paper with fully connected neural networks to ensure a fair comparison with PECAN. Figure 4 illustrates the comparison between PECAN and BagFlip, when utilizing CNN and ResNet in BagFlip, across different datasets. Consistent with the original paper, we maintained the bag sizes for BagFlip at 100, 3000, and 1000 for the MNIST, EMBER, and CIFAR10 datasets, respectively.

The experiment results in Figure 4 (a) and (b) align consistently with those presented in Figure 2 (a) and (b). Figure 4 (c) compares PECAN and BagFlip on MNIST. PECAN achieves competitive results compared to BagFlip. We find that the two approaches have similar normal accuracy. Comparing PECAN-600 and PECAN-1200 with BagFlip, we find that 1) PECAN-600, PECAN-1200, and PECAN-3000 achieve higher certified accuracy than BagFlip when $R \in [0, 0.23]$, $R \in [0, 0.39]$, and $R \in [0, 0.63]$, respectively, and 2) BagFlip has non-zero certified accuracy when $R \in [0.98, 1.63]$, where the certified accuracy of PECAN is zero.

We argue that the gap of certified accuracy between PECAN-3000 and BagFlip mainly comes from the different definitions of the perturbation spaces. Moreover, the root cause of this difference is the probabilistic nature of BagFlip.

Training Epochs of PECAN. As the CROWN-IBP training is sensitive to the training epochs, we report detailed training epochs we used for PECAN in Table 3.

For BadNets experiments, we train PECAN with $n = 100, 200$ epochs, learning rate $5e - 4$, and weight decay $5e - 1$ on the CIFAR10-02 dataset and with $n = 600, 900$ epochs, learning rate $5e - 4$, and weight decay $5e - 2$ on the MNIST dataset.

Training time of PECAN. Like other certified approaches such as BagFlip and DPA, PECAN requires training n classifiers. For the MNIST dataset, it took PECAN 5.0, 5.9, and 10.5 hours to train 600, 1200, and 3000 models, respectively, on a single V-100 GPU. For the CIFAR-10 dataset, PECAN trained 50 and 100 models in 0.6 hours, and for the EMBER dataset, it took 1.3 and 0.6 hours to train 200 and 400 models, respectively. PECAN’s training is a one-time cost that can be amortized across multiple predictions.

C.2. Evaluation on the l_∞ Perturbation Space

Setup As the CROWN-IBP used in PECAN can handle π with different l_p norms, PECAN can handle different l_p norms as well. We evaluate PECAN on the l_∞ norm with distance $s = 0.1$ and $s = 2/255$ on MNIST and CIFAR10, respectively, because the l_∞ norm is widely applied to evaluate the robustness of image classifiers. We use two CNN models for MNIST and CIFAR10 in this experimental setting because CROWN-IBP works better for CNN on l_∞ norm than on l_0 norm. For training on MNIST and CIFAR10, we train on $s = 0.15$ and $s = 4/255$ but test on $s = 0.1$ and $s = 2/255$ to overcome the overfitting issue when s is small, following the practice in the original paper of CROWN-IBP.

For the experiments on l_0 (Sections 5.2 and 5.3), we set the $\kappa_{start} = 0$ and $\kappa_{end} = 0$ for CROWN-IBP. For the experiments on l_∞ , we set the $\kappa_{start} = 1$ and $\kappa_{end} = 0$ for CROWN-IBP.

Results Figure 5 shows the results of PECAN against l_∞ perturbation space. The results show that PECAN achieves certified accuracy similar to F_1 as shown in Figure 2.

D. Detailed Results of Section 5.3

To account for modifying fewer training examples than the original paper, we reduced the minimal cluster size for Isolation Forest and HDBSCAN from 0.5% to 0.05%. For MDR, we enumerated a set $\{4, 5, 6, 7, 8\}$ and set the threshold for building the graph to 7. For Friendly Noise, we followed the grid search for hyper-parameters (the friendly noise learning rate lr and μ) in their paper (Liu et al., 2022) and set both the noise_eps and friendly_clamp to 16 for CIFAR10-02, and to 8 for MNIST, and to 32 for EMBER

PECAN: A Deterministic Certified Defense Against Backdoor Attacks

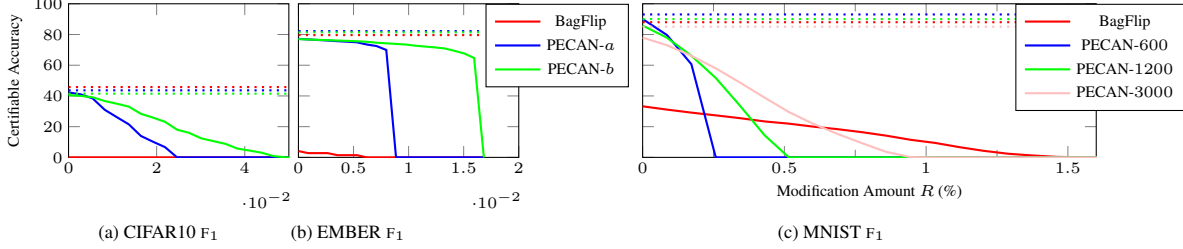


Figure 4. Comparison to BagFlip on CIFAR10, EMBER, and MNIST, showing the normal accuracy (dotted lines) and the certified accuracy (solid lines) at different modification amounts R . For CIFAR10: $a = 50$ and $b = 100$. For EMBER: $a = 200$ and $b = 400$.

Table 3. Hyperparameters of PECAN related to training epochs. In warm-up epochs, only the original loss function is used. In mixed-training epochs, the original loss function and CROWN-IBP loss are both used, with the weight of CROWN-IBP loss linearly increasing from 0 to 1. In full-training epochs, only the CROWN-IBP loss is used.

Dataset	Epochs	Warm-up	Mixed-Training	Full-Training
MNIST, $l_0, n = 600, 1200$	300	3	180	117
MNIST, $l_0, n = 3000$	400	3	240	157
EMBER, $l_0, n = 200$	100	3	60	37
EMBER, $l_0, n = 400$	50	3	30	17
CIFAR10, $l_0, n = 50, 100$	300	25	60	215
\tilde{D}_1	500	3	300	197
\tilde{D}_2	400	3	240	157
$\tilde{D}_3, \tilde{D}_3^*$	300	3	180	117
MNIST, $l_\infty, n = 600$	900	15	540	345
MNIST, $l_\infty, n = 1200$	1100	15	660	425
CIFAR10, $l_\infty, n = 50$	400	15	160	225
CIFAR10, $l_\infty, n = 100$	500	15	200	285

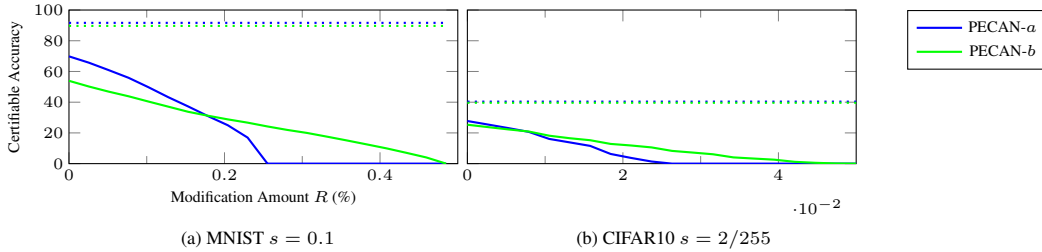


Figure 5. Results of PECAN on CIFAR10 and EMBER, showing the normal accuracy (dotted lines) and the certified accuracy (solid lines) at different modification amounts R . For MNIST: $a = 600$ and $b = 1200$. For CIFAR10: $a = 50$ and $b = 100$.

Table 4. Results of PECAN, DPA, CROWN-IBP (C-IBP) and vanilla model without defense (NoDef) trained on three backdoored EMBER datasets. Malware with triggers is the backdoored test data that should be labeled as malware.

Test sets	Malware with triggers				Clean				
	Approaches	PECAN	DPA	C-IBP	NoDef	PECAN	DPA	C-IBP	NoDef
\tilde{D}_1	ASR (\downarrow)	3.82%	25.15%	17.01%	15.75%	4.94%	14.28%	8.47%	1.69%
	Accuracy (\uparrow)	49.44%	43.39%	48.27%	84.25%	72.55%	76.68%	76.86%	98.31%
	Abstention Rate	46.74%	31.46%	34.72%	N/A	22.51%	9.03%	14.67%	N/A
\tilde{D}_2	ASR (\downarrow)	3.38%	33.87%	8.81%	44.26%	4.19%	14.33%	6.47%	1.99%
	Accuracy (\uparrow)	35.27%	23.61%	40.35%	55.74%	66.36%	77.09%	70.58%	98.01%
	Abstention Rate	61.34%	42.52%	50.84%	N/A	29.45%	8.58%	22.95%	N/A
\tilde{D}_3	ASR (\downarrow)	2.19%	33.91%	6.64%	67.16%	1.14%	15.74%	5.69%	1.63%
	Accuracy (\uparrow)	29.46%	41.89%	28.87%	32.84%	42.44%	79.06%	62.04%	98.37%
	Abstention Rate	68.35%	24.20%	64.49%	N/A	56.42%	5.20%	32.27%	N/A

Table 5. The standard error of the mean (SEM) of CROWN-IBP and vanilla model without defense trained on three backdoored EMBER datasets.

	Test sets	Malware with triggers		Clean	
	Approaches	C-IBP	NoDef	C-IBP	NoDef
\tilde{D}_1	SEM of ASR	7.48	6.27	4.05	0.13
	SEM of Accuracy	8.23	6.27	1.95	0.13
	SEM of Abs. Rate	6.25	N/A	2.78	N/A
\tilde{D}_2	SEM of ASR	1.25	11.36	0.42	0.36
	SEM of Accuracy	4.03	11.36	1.89	0.36
	SEM of Abs. Rate	5.10	N/A	2.19	N/A
\tilde{D}_3	SEM of ASR	2.25	11.21	0.50	0.28
	SEM of Accuracy	2.23	11.21	0.85	0.28
	SEM of Abs. Rate	2.29	N/A	1.26	N/A

dataset. The best hyper-parameters sets for CIFAR10-02, MNIST, and EMBER datasets are achieved at $(lr = 10, \mu = 10)$, $(lr = 100, \mu = 1)$, and $(lr = 50, \mu = 10)$, respectively.

For PatchGuard++ and PECAN, we tune the hyper-parameter τ to the point where the difference between accuracy and ASR is maximized. For the CIFAR10-02 dataset, we set $\tau = 0.99$ and $\tau = 0$ for PECAN and PatchGuard++, respectively. For the MNIST dataset, we set $\tau = 1$ and $\tau = 0$ for PECAN and PatchGuard++, respectively. We set $\tau = 0$ for PatchGuard++ because no matter what τ is, there will always be a considerable ASR.

D.1. Filtering Results of Empirical Defenses

Isolation Forest, HDBSCAN, Spectral Signature, and MDR contain filtering mechanisms that filter out poisoning examples in the training set to defend against the attack.

- Isolation Forest removes 73,961 training examples, among which 146 examples are poisoned and 73,815 are false positives. **Precision: 0.20%, Recall: 24.33%.**
- HDBSCAN removes 122,323 training examples, among which 204 examples are poisoned, and 122,119 are false positives. **Precision: 0.17%, Recall: 34.00%.**
- Spectral Signatures remove 5000 training examples, among which 134 examples are poisoned, and 4866 are false positives. **Precision: 2.68%, Recall: 22.33%.**
- MDR remove 647 training examples, among which 0 examples are poisoned, and 647 are false positives. **Precision: 0%, Recall: 0%.**

D.2. Additional Comparison to DPA, CROWN-IBP, and NoDef

Setup We use Severi et al. (2021) to generate backdoored data by modifying 0.1% training examples and adding triggers into the test inputs that should be labeled as malware to fool the victim model to predict the malware with malicious triggers as benign software (non-malware). We generate three poisoned datasets $\tilde{D}_1, \tilde{D}_2, \tilde{D}_3$ and their corresponding test sets with triggers by perturbations $F_1, F_2,$ and F_3 , which allow the attacker to modify up to one, two, and three features in an example, respectively.

Table 4 show that across different trigger sizes, **PECAN can defend against the backdoor attack, but DPA and CROWN-IBP fail to defend against the backdoor attack.**

D.3. Detailed Comparison to DPA

Figure 6 shows the comparison between PECAN and DPA on \tilde{D}_1, \tilde{D}_2 and \tilde{D}_3 . We can observe that PECAN has much higher ASRs than DPA across all modification amounts on \tilde{D}_1, \tilde{D}_2 and \tilde{D}_3 .

D.4. Comparison to FPA under the XBA on the EMBER dataset

The backdoor attack we used, XBA, is a *clean-label* attack and only *modifies* the data by placing a *fixed* trigger on training and test inputs. Thus, FPA is more suitable to defend against this attack than PECAN is in principle. To make a fair comparison between FPA and PECAN, we extend XBA as a dynamic backdoor attack, placing three different triggers with size three on inputs and resulting in a poisoned dataset \tilde{D}_3^* . To defend \tilde{D}_3 and \tilde{D}_3^* , we set the number of partitions in FPA to 8 and 23 and present its results for the trigger size 3 and $9 = 3 \times 3$, respectively.

Table 6 compares FPA and PECAN. As certified approaches, both effectively defend against backdoor attacks and achieve a low ASR on two datasets. FPA has a higher accuracy than PECAN on \tilde{D}_3 because FPA is more effective under a fixed trigger. However, on \tilde{D}_3^* , FPA has a lower accuracy than PECAN, because FPA is less effective when there are different triggers in the poisoned data.

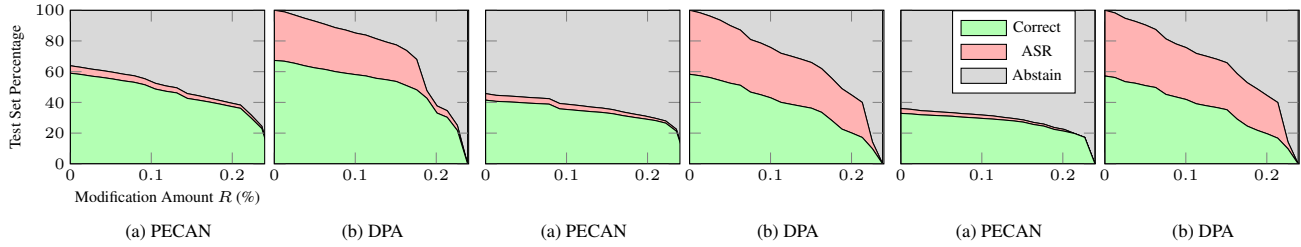


Figure 6. Comparison between PECAN and DPA trained on \tilde{D}_1 , \tilde{D}_2 , and \tilde{D}_3 across all modification amount R when evaluated on the malware test set with triggers.

Table 6. Results of PECAN and FPA trained on poisoned datasets \tilde{D}_3 and \tilde{D}_3^* when evaluated on the malware test set with malicious triggers.

Approaches	\tilde{D}_3			\tilde{D}_3^*		
	ASR (\downarrow)	Accuracy (\uparrow)	Abs. Rate	ASR (\downarrow)	Accuracy (\uparrow)	Abs. Rate
FPA	0.72%	34.28%	65.00%	0.28%	13.07%	86.65%
PECAN	2.19%	29.46%	68.35%	1.51%	36.74%	61.75%