

# Learning 6-DoF Fine-grained Grasp Detection Based on Part Affordance Grounding

Yaoxian Song<sup>1,2†</sup>, Penglei Sun<sup>1†</sup>, Yi Ren<sup>4</sup>, Yu Zheng<sup>4</sup>, Yue Zhang<sup>2,3\*</sup>

**Abstract**—Robotic grasping is a fundamental ability for a robot to interact with the environment. Current methods focus on how to obtain a stable and reliable grasping pose in object wise, while little work has been studied on part (shape)-wise grasping which is related to fine-grained grasping and robotic affordance. Parts can be seen as atomic elements to compose an object, which contains rich semantic knowledge and a strong correlation with affordance. However, lacking a large part-wise 3D robotic dataset limits the development of part representation learning and downstream application. In this paper, we propose a new large Language-guided SHape grAsPing datasEt (named Lang-SHAPE) to learn 3D part-wise affordance and grasping ability. We design a novel two-stage fine-grained robotic grasping network (named PIONEER), including a novel 3D part language grounding model, and a part-aware grasp pose detection model. To evaluate the effectiveness, we perform multi-level difficulty part language grounding grasping experiments and deploy our proposed model on a real robot. Results show our method achieves satisfactory performance and efficiency in reference identification, affordance inference, and 3D part-aware grasping. Our dataset and code are available on our project website <https://sites.google.com/view/lang-shape>

## I. INTRODUCTION

Fine-grained robotic manipulation can allow a robot to tackle human tasks by mimicking human hands in embodied AI [1]. Different from low-level manipulation in control (e.g pick and place), fine-grained robotic manipulation not only has the abilities (e.g graspability) but also considers additional details (e.g which part to grasp; why to grasp this part), which reduces to affordance [2]. For example, *when a human demonstrates the intention of drinking a cup of coffee to hope a robot brings his mug, the robot is expected to grasp the handle and not pollute the inside of the mug subliminally*. Behind that, the affordance of manipulated objects is needed and how to empower low-level control policy with high-level concept and knowledge represented by human symbolic language have received increasing attention in the robotics community [3].

Thanks to recent progress in artificial intelligent fields (e.g. computer vision and natural language processing), vision-

† Equal contribution.

\* Corresponding author.

<sup>1</sup>The authors are with the School of Computer Science, Fudan University, Emails: p1sun20@fudan.edu.cn

<sup>2</sup>The authors are with the School of Engineering, Westlake University, Emails: {songyaoxian, zhangyue}@westlake.edu.cn.

<sup>3</sup>The author is with the Institute of Advanced Technology, Westlake Institute for Advanced Study.

<sup>4</sup>The authors are with the Tencent Robotcis X Lab, Tencent. Emails: {evanyren, petezheng}@tencent.com, yren.tum@outlook.com.

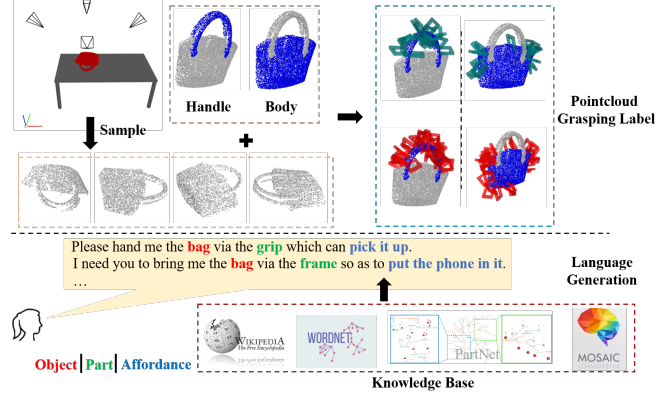


Fig. 1: Dataset generation. One random placement on a table scenario and four viewpoints are given to sample the object point cloud. Affordance-related sentences are generated by the knowledge base. Positive (cyan) and negative (red) grasps about **Handle** and **Body** are sampled respectively.

based robotic manipulation methods have achieved great success. Many efforts are made by researchers to explore steady, dexterous, reliable grasping policy. For planar grasping, [4]–[6] propose 2D grasp detection neural network using image-based grasp datasets. It typically keeps the camera heading vertically to the tabletop and generate grasp pose in a 2D plane, which is simple and easy for using directly computer vision methods such as transformer [7] in [8]. For spatial grasping, [9]–[12] propose point cloud-based networks to predict 6-DoF grasping pose, which allows a robot arm to grasp objects in 3D space more human-like. However, all of this research focuses on how to get a reliable and steady grasping pose based in object wise. A more fine-grained grasping is not available for a specific requirement, such as based on some affordance to interact with the environment. For affordance, Chu et al. [13] and Xu et al. [14] and Tekden et al. [15] explore affordance in grasping detection. However, they use limited objects (i.e. only two in [15]) or affordance with small-scale data (i.e. only seven in [16]) to take a trial on simple setup (i.e. simulation or small test set). For a real-world setup, a large-scale affordance-related grasping dataset and pragmatic grasping detection model in spatial space are desired.

To overcome the challenges in existing work on grasping detection and affordance, we propose a large language-guided shape grasp dataset with human-in-the-loop method for human-robot interaction in spatial grasping detection systematically. We combine natural language [17], 3D part-segmentation [18], and 6-DoF robotic grasping [10] together

to solve fine-grained grasping with affordance.

We propose a new large Language-guided SHape grAsP-ing dataset (named **Lang-SHAPE**), which contains point cloud, grasping label, and affordance-related language reference considering 35 parts, shown in TABLE I. Human instructions are constructed by 44 templates shown in TABLE II and more than 1.85 million sentences are generated.

For modeling, we extend a typical spatial grasping detection method (PointNetGPD) [10] with human language intervention (named **PIONEER**). We make two modifications. First, we are to provide a visual servo eye-in-hand object scan policy to capture global and detailed point cloud observation. Second, we introduce a 3D part language grounding model to constrain sampling region [19] to realize part-aware grasping detection based on the affordance in human language input. The whole pipeline is shown in Fig. 2.

We give multi-level difficulty language grounding grasping experiments to evaluate our proposed dataset and model in inference and compositional generalization. A real-robot experiment is performed to verify the effectiveness of our proposed model in the real-world qualitatively. Results show our method achieves a huge advantage in reference identification, affordance inference, and 3D part-aware grasping with strong generalization benefiting from using pre-trained language models. To the best of our knowledge, we are the first to consider affordance in part-level for spatial robotic grasping using natural language, building the first 3D large language-guided shape grasping dataset covering affordance and intention, named Lang-SHAPE, and proposing the first grasp point detection model with 3D part language grounding.

## II. RELATED WORK

### A. Language Grounding in Robotic Manipulation

The task of visual language grounding is to localize a region described by a given referring expression, the query [20]. For planar grasping, the localized region is usually bounding box [21]–[24]. This work executes on the tabletop and is sensitive to occlusion because of coarse-grained bounding box instead of pixel-wise segmentation mask. For spatial grasping, a closely related work by [25] studied to reason visual and non-visual language about 3D objects, which is mainly to observe the object instead of grasping it. Furthermore, from the language aspect, although there are several language grounded methods used in robotic grasping [3], [21]–[24], most of them consider direct command (e.g. abstract action) or scene understanding with spatial relationship in object wise and object with affordance in part wise has not been investigated. Different from the above methods, we are the first to consider part-wise grounding language on point cloud and real spatial grasping.

### B. Affordance in Robotic Grasping Detection

The possible action an agent could make to interact with the object in the environment and the functionality is a permanent property of an object independent of the characteristics of the user [26], which is the core idea of affordance

theory. To detect grasp point in pixel-wise, Vahrenkamp et al. [27] and Chu et al. [28] propose an affordance segmentation via synthetic images to realize planar grasping based on part affordance in the conventional mask. Furthermore, Xu et al. [14] introduce an affordance keypoint detection by providing structured predictions regarding the position, direction, and extent. However, the pixel-based affordance is barely used by 6-DoF grasping methods, which leads it only to deploy in scenarios such as tabletop. Recently, with the advent of the components like 3D AffordanceNet [29], point-wise spatial grasping detection with affordance based on point cloud is proposed [16], [30], which are to detect limited parts for affordance and lack in expansibility and generalization. Compared to existing work considering affordance in an image or a closed set, we give another perspective to solve affordance-based spatial grasping detection using natural language in open world. Benefiting from various affordance knowledge in the form of text and large pre-trained language models, we design a language-vision task to establish the mapping between affordance and objects in the real world. It characterizes effective and flexible deployment and strong generalization. To meet autonomous decisions for a robot, the natural language can also be abstracted as an interface of the external module (e.g. expert system [31] or cloud brain system [32]).

## III. DATA GENERATION

We collect our dataset Lang-SHAPE consisting of input point cloud observation  $\mathbb{C}$  rendering, output grasping  $\mathbb{G}$  labeling, and natural language  $\mathbb{Q}$  generation. To obtain the semantics of object part, we choose ShapeNet part dataset [18] as a source to build our dataset. The dataset is widely used in 3D object part segmentation and provides object point cloud which contains 16,881 shapes from 16 categories, annotated with 50 parts in total. To complete observation rendering and grasping labeling, we retrieve object meshes from ShapeNetCore [37]. For language data, we construct our corpus based on a large commonsense knowledge graph COMET-ATOMIC-2020 [38]. Comparison with existing grasping dataset is shown in TABLE I.

Formally, following the definition of GPD [19], let  $\mathcal{W} \subseteq \mathbb{R}^3$  denote the robot workspace and  $\mathcal{C}_{raw} \subset \mathcal{W}$  the 3D point cloud perceived by the sensor. We extend  $\mathcal{C}_{raw}$  to  $\mathcal{C} \subseteq \mathbb{R}^4$  with extra part semantic information. Each point in the point cloud is paired with at least one viewpoint with camera pose  $\mathcal{V} \in SE(3)$ . An object observation with a point cloud can be defined as a tuple  $\mathbb{C} = (\mathcal{C}, \mathcal{V})$ . We denote a grasp configuration in 3D space  $g = (\mathbf{p}, \mathbf{R}) \in SE(3)$ , which specifies the position and orientation of the grasping center point of the gripper local coordinate frame to the robot base frame. A full example in our proposed dataset is organized as a 3-tuple  $(\mathbb{C}, \mathbb{G}, \mathbb{Q})$  and detailed as follows.

### A. Object Semantic Observation

In real-world setting, a robot can obtain point cloud to perceive object 3D information using RGB-D camera. In our dataset, we establish a table scenario to randomly place one

Dataset	Plannar /3D	Part -aware	Observations	Labels	Grasps	Objects (Cat.)	Part (Cat.)	Grasps per part	Reference	Reference per part
Cornell [4]	☐	✗	Real	✍️	8k	240	-	-	-	-
Jacquard [33]	☐	✗	Sim	🔴	1.1M	11k	-	-	-	-
VMRD [34]	☐	✗	Real	✍️	100k	15k (31)	-	-	-	-
Dex-Net [9]	📦	✗	Sim	<i>f</i>	6.7M	1500 (50)	-	-	-	-
GraspNet [11]	📦	✗	S+R	<i>f</i>	1.1B	88	-	-	-	-
Affordance -language [35]	📦	✗	Real	✍️	-	216	-	-	655	-
ACRONYM [36]	📦	✗	Sim	🔴	17.7M	8872 (262)	-	-	-	-
<b>Lang-SHAPE(ours)</b>	📦	✓	Sim	🔴, <i>f</i> , ✍️	2.47M	16.6k (16)	42k (35)	60	1.85M	44

TABLE I: Comparison of publicly available grasp datasets. The label of grasping and text reference is generated either manually(✍️), by physical simulation(🔴), or analytical method(*f*).

Index	Type-Index	Template
1,2	1-1	I < <i>verb</i> > the < <i>object</i> > < <i>sth</i> >. (Please) < <i>action</i> > it < <i>by</i> > the < <i>part</i> > that/which can < <i>affordance</i> >.
3,4	1-2	I < <i>verb</i> > the < <i>object</i> > < <i>sth</i> >. (Please) < <i>action</i> > it < <i>by</i> > the < <i>part</i> > < <i>purpose</i> > < <i>affordance</i> >.
5,6	1-3	I < <i>verb</i> > the < <i>object</i> > < <i>sth</i> >. (Please) < <i>action</i> > it < <i>by</i> > the < <i>part</i> > so that you can < <i>affordance</i> >.
7,8	1-4	I < <i>verb</i> > the < <i>object</i> > < <i>sth</i> >. (Please) < <i>action</i> > it that/which can < <i>affordance</i> >.
9,10	1-5	I < <i>verb</i> > the < <i>object</i> > < <i>sth</i> >. (Please) < <i>action</i> > it < <i>purpose</i> > < <i>affordance</i> >.
11,12	1-6	I < <i>verb</i> > the < <i>object</i> > < <i>sth</i> >. (Please) < <i>action</i> > it so that you can < <i>affordance</i> >.
13,14	1-7	I < <i>verb</i> > the < <i>object</i> > < <i>sth</i> >. (Please) < <i>action</i> > it < <i>by</i> > the < <i>part</i> >.
15,16	2-1	(Please) < <i>action</i> > (to) me the < <i>object</i> > < <i>sth</i> > < <i>by</i> > the < <i>part</i> > < <i>purpose</i> > < <i>affordance</i> >.
17,18	2-2	(Please) < <i>action</i> > (to) me the < <i>object</i> > < <i>sth</i> > < <i>by</i> > the < <i>part</i> > that/which can < <i>affordance</i> >.
19,20	2-3	(Please) < <i>action</i> > (to) me the < <i>object</i> > < <i>sth</i> > < <i>by</i> > the < <i>part</i> > so that you can < <i>affordance</i> >.
21,22	2-4	(Please) < <i>action</i> > (to) me the < <i>object</i> > < <i>sth</i> > < <i>purpose</i> > < <i>affordance</i> >.
23,24	2-5	(Please) < <i>action</i> > (to) me the < <i>object</i> > < <i>sth</i> > that/which can < <i>affordance</i> >.
25,26	2-6	(Please) < <i>action</i> > (to) me the < <i>object</i> > < <i>sth</i> > so that you can < <i>affordance</i> >.
27,28	2-7	(Please) < <i>action</i> > (to) me the < <i>object</i> > < <i>sth</i> > < <i>by</i> > the < <i>part</i> >.
29,30	3-1	I < <i>verb</i> > you to < <i>action</i> > the < <i>object</i> > < <i>sth</i> > < <i>by</i> > the < <i>part</i> > that/which can < <i>affordance</i> >.
31,32	3-2	I < <i>verb</i> > you to < <i>action</i> > (to) me the < <i>object</i> > < <i>sth</i> > < <i>by</i> > the < <i>part</i> > < <i>purpose</i> > < <i>affordance</i> >.
33,34	3-3	I < <i>verb</i> > you to < <i>action</i> > (to) me the < <i>object</i> > < <i>sth</i> > < <i>by</i> > the < <i>part</i> > so that you can < <i>affordance</i> >.
35,36	3-4	I < <i>verb</i> > you to < <i>action</i> > the < <i>object</i> > < <i>sth</i> > that/which can < <i>affordance</i> >.
37,38	3-5	I < <i>verb</i> > you to < <i>action</i> > (to) me the < <i>object</i> > < <i>sth</i> > < <i>purpose</i> > < <i>affordance</i> >.
39,40	3-6	I < <i>verb</i> > you to < <i>action</i> > (to) me the < <i>object</i> > < <i>sth</i> > so that you can < <i>affordance</i> >.
41,42	3-7	I < <i>verb</i> > you to < <i>action</i> > (to) me the < <i>object</i> > < <i>sth</i> > < <i>by</i> > the < <i>part</i> >.
43,44	4	The < <i>part</i> > of the < <i>object</i> > < <i>sth</i> >.

TABLE II: Four types of templates are introduced. The first three are related to human-robot instructions, and the last one is an object or part description. < *verb* > denotes intention verb, < *action* > denotes action verb, < *object* > denotes an object, < *sth* > denotes the referring word, < *by* > denotes preposition for the part, < *part* > denotes the part of referring object, < *affordance* > denotes the affordance phrase for the part. For index, odd number sentence uses < *object* >, while mean number sentence uses < *sth* >. It is to differentiate whether the object is known.

object  $O$  rendered by pyrender<sup>1</sup> and collect 547,417 point cloud observations. We repeat the random placement three times. In total, each example of one object contains 13 point cloud including one full-view point cloud observation, and three random placement partial observations (each placement includes four view observations.). We adopt part labels in ShapeNet part dataset [18] and map them to sampled point cloud by ICP and KD-tree search.

In a random object placement  $p_i$ , four viewpoints  $v_i$  point cloud  $\{\mathbb{C}_{v_i}^{p_j}, i = 0, 1, 2, 3; j = 0, 1, 2\}$  can be sampled with 4,096 points  $\mathcal{C} \in \mathbb{R}^{4 \times 4096}$  with part label in object coordinates, as shown in Fig. 1. A full-view point cloud  $\mathbb{C}_{fullv}$  are sampled from object mesh directly with 10,000 points  $\mathcal{C} \in \mathbb{R}^{4 \times 10000}$  with part label in object coordinates. A full point cloud observation sets are denoted as  $\mathbb{C} =$

$$\{\mathbb{C}_{fullv}, \mathbb{C}_{v_i}^{p_j}, i = 0, 1, 2, 3; j = 0, 1, 2\}.$$

### B. Grasp Sampling and Labeling

We follow the sampling policy of PointNetGPD [10] using antipodal sampling based on trimesh.<sup>2</sup> Different from existing work, which samples uniformly on the mesh of the object, we introduce part semantic to sampling process and only sample feasible grasps on the specific part surface with sanity checking. Each grasp also contains a force-closure metric  $Q_{fc}$  and Grasp Wrench Space (GWS) analysis metric  $Q_{gws}$  consistent with PointNetGPD, which is used to evaluate the grasp quality. Finally, for each example, we obtain a grasp set  $\mathbb{G} = \{(g^i, Q_{fc}^i, Q_{gws}^i), \mathbf{p}^i \in R_{part}\}$  with size 60 elements, where  $g^i$  is a grasp configuration with position  $\mathbf{p}^i$ ,  $Q_{fc}^i$  and  $Q_{gws}^i$  are grasping evaluation metrics,

<sup>1</sup><https://github.com/mmat1/pyrender>

<sup>2</sup><https://github.com/mikedh/trimesh>

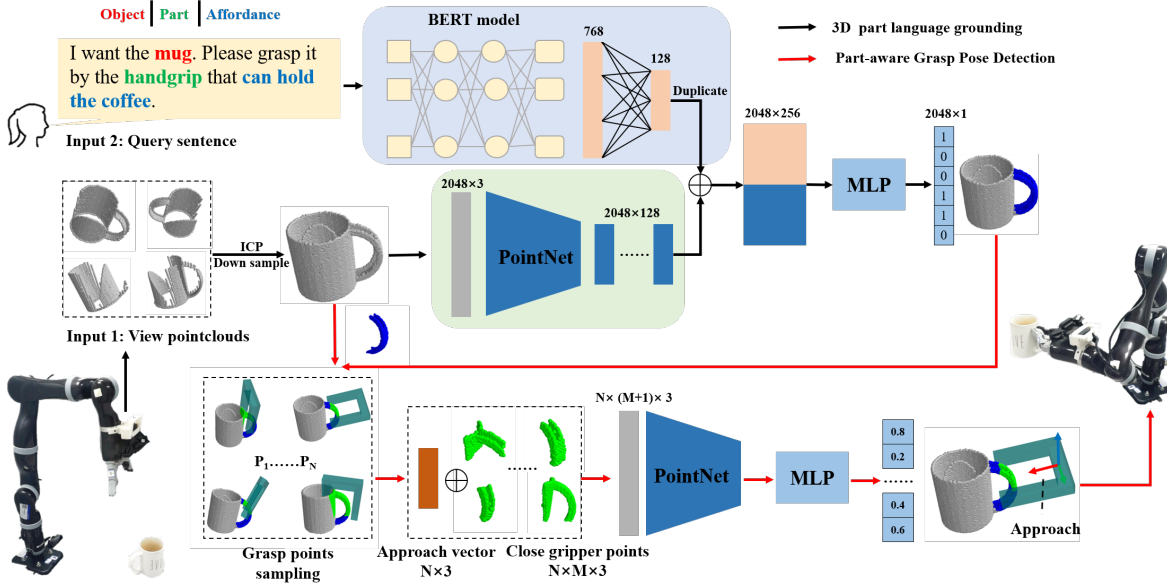


Fig. 2: The overall architecture of PIONEER. **black** arrow trace refers to 3D part language grounding. The **red** arrow trace refers to part-aware grasp pose detection. Multiple object observations with point cloud are collected, ICP and downsampled before fed into PIONEER.

and  $R_{part}$  is the specific part surface (e.g. surface of **Handle** in a bag.).

### C. Language Description

We propose 44 templates to generate our language descriptions  $\mathcal{Q} \in \mathbb{Q}$  about the part, object and grasp shown in TABLE II. We design the templates from grasp reference, command, object description, intention, and part affordance to generate the language references, where four types of templates are interdicted inspired by [35]. The first three (1-\*, 2-\*, 3-\* in Type-Index) contain 7 sentence templates respectively, and the object is replaced by a referring word to extend a referring version template (total 14 sentences), where templates 1–3 describe the affordance of a part, 4–6 remove the part information only describing part affordance, and 7 does not contain the affordance information. The first type 1-\* is established considering human *intention* to do something. The second type 2-\* is about human instruction to give a *action* command. The third type 3-\* is an integrated version of the above two kinds. Type 4 is an object or part description phrase.

For  $\langle purpose \rangle$  and  $\langle affordance \rangle$ , we seek a large of scene knowledge from a commonsense knowledge graph COMET-ATOMIC-2020 [38] with 1.33M everyday inferential knowledge tuples about entities and people&events. It represents a large-scale common sense repository of textual descriptions that encode both the social and the physical aspects of common human everyday experiences. We construct our corpus based on the tuples and people&events to enhance the practicability of our language data.

For  $\langle part \rangle$ , we do not adopt part label in ShapeNet part dataset, in which same semantic part in different objects are given different labels (i.e. handle in the bag and handle in the

mug are given two different labels for classification). Instead, we merge part-level labels containing the same semantic (affordance) information (from 50 to 35 categories), and augment semantic labels by considering synonyms and hyponyms in PartNet [39], WordNet [40], and Wikipedia [41].

## IV. PROBLEM DEFINITION

According to existing work [19] about grasp pose detection using point cloud, given a point cloud and a description of the geometry of a robotic hand (hand configuration), *grasp pose detection* is to predict the grasp configurations based on the hand configuration, from which a grasp would be formed if the fingers are to close. A typical solution is to sample enough grasp configuration candidates and select the one with the highest score. We formulate it as a probability model:

$$P(g_i | \mathcal{R}, \mathbb{C}, \Theta), \quad (1)$$

where  $g_i$  is a sampled grasp configuration,  $\mathbb{C}$  is a point cloud observation,  $\mathcal{R}$  is an interesting region to sample grasp configuration candidates, and  $\Theta$  is a hand configuration. However, most existing work considers the region of interest (ROI) as prior input by object detection or localization in a scene (e.g. cluttered scene). These result in object wise coarse-grained grasping, where part semantic of an object is ignored.

In this paper, we consider more fine-grained grasping detection by constraining ROI using affordance and intention. We consider a part-aware probability model of grasp pose detection using external knowledge from natural language and decompose it into two parts, given by:

$$P(g_i, \mathcal{R} | \mathbb{C}, \Theta, \mathcal{Q}) = P(g_i | \mathcal{R}, \mathbb{C}, \Theta) \times P(\mathcal{R} | \mathbb{C}, \mathcal{Q}), \quad (2)$$



where  $\mathcal{Q}$  is a natural language sentence for object description and instruction.  $P(g_i|\mathcal{R}, \mathbb{C}, \Theta)$  is given by a grasp pose detection model (e.g., GPD).  $P(\mathcal{R}|\mathbb{C}, \mathcal{Q})$  is given by a 3D part language grounding model. Two assumptions are as follows:

**Assumption 1.** Natural language sentences are beneficial to grasp pose detection during human-robot interaction.

**Assumption 2.** There is at least one positive grasping candidate that can be detected within the grounding part of the object under the observation.

## V. METHOD

We propose a novel human-in-the-loop framework to model Eq. 2, named **PIONEER** (grasP poInt detectiON with shapE language gRounding). The overall architecture is shown in Fig. 2. It consists of two modules, where the first is a part-wise 3D language grounding model, which is used for  $P(\mathcal{R}|\mathbb{C}, \mathcal{Q})$ . The second is a part-aware grasp pose detection model for  $P(g_i|\mathcal{R}, \mathbb{C}, \Theta)$ .

### A. Part-wise 3D Language Grounding

Given a query sentence  $\mathcal{Q}$  from human and robotic point cloud observation point cloud  $\mathbb{C}$ , our 3D language grounding model is to detect the query-related region  $\mathcal{R}$ . It can be formulated as a binary classifier function  $\phi$  for each point in point cloud  $\mathcal{C}$ :  $(\mathcal{Q}, \mathcal{C}) \rightarrow \mathcal{R}\{0, 1\}$ . To achieve this, our proposed model consists of four modules: language encoder, point cloud encoder, multimodal fusion module, and a binary classifier, shown in Fig. 2 with **black trace**.

A query sentence  $\mathcal{Q}$  from a human is fed to a pre-trained language model encoder (we use BERT [17]<sup>3</sup>) passing two fully connected layers to calculate a 128-dimension language feature  $Z_q \in \mathbb{R}^{1 \times 128}$ . For point cloud, we choose more than one viewpoint cloud to merge a relatively complete point cloud by iterative closest point (ICP) to camera coordinates and downsample 2,048 points<sup>4</sup>  $\mathbb{C} \in \mathbb{R}^{2048 \times 3}$ . The pre-processed  $\mathbb{C}$  is input into PointNet [42] to calculate a feature map  $Z_c \in \mathbb{R}^{2048 \times 128}$ . After extract language  $Z_q$  and point cloud features  $Z_c$ , we repeat the  $Z_q$  2,048 times to construct a feature map  $Z'_q \in \mathbb{R}^{2048 \times 128}$ . We concatenate  $Z_c$  and  $Z'_q$  and pass the new feature map to an MLP to extract fusion feature  $Z_{fused}$ . At last, the fusion feature is input to a binary classifier to predict which points to be grounded. The whole pipeline can be formulated as:

$$\begin{aligned} Z_q &= E_{lang}(\mathcal{Q}), \\ Z_c &= E_{point}(\mathbb{C}), \\ Z_{fused} &= MLP(repeat(Z_q) \oplus Z_c), \\ \mathcal{R} &= Classifier(Z_{fused}), \end{aligned} \quad (3)$$

where  $E_{lang}$  and  $E_{point}$  are language and point cloud encoders respectively.  $\oplus$  denotes the concatenation operation.

<sup>3</sup>We use bert-base-uncased model in our work.

<sup>4</sup>We simplify to ignore viewpoint  $\mathcal{V}$  representation since we have transformed all points to the same coordinates by ICP.

### B. Part-aware Grasp Pose Detection

To achieve part-aware grasp pose detection, we extend PointNetGPD [10] in candidate sampling policy and grasp selection. Under **Assumption 2**, different from sampling uniform randomly on the preprocessed point cloud of the whole object [10], we introduce high-level cognitive semantic  $\mathcal{R}$  to constrain sampling region for candidate grasp set  $g_i \in S$ , shown in Fig. 2 with **red trace**. During our sampling process, we sample potential grasp points within  $\mathcal{R}$ , while making collision detection and force closure detection to evaluate sampling quality still using the whole object point cloud.

### C. Training and Inference

We train the 3D language grounding model and part-aware grasp pose detection model separately. To train 3D language grounding model, we use  $(\mathbb{C}, \mathbb{Q})$  in our proposed dataset Lang-SHAPE in Sec. III. The parameters of pre-trained BERT are frozen during the training process. We use a binary-class cross-entropy loss to optimize the network with Adam optimizer. We train the network for 200 epoches with batchsize 32 and learning rate  $1e^{-3}$ . To train the part-aware grasp pose detection model, we use  $(\mathbb{C}, \mathbb{G})$  in Lang-SHAPE dataset, in which the oracle point cloud semantic region is used to constrain the sampling region. We also use a binary-class cross-entropy loss to optimize the network with Adam optimizer. The batchsize is 32, training epoch is 60, and learning rate is  $5e^{-3}$ .

To infer new input data, the grounding region of an object from 3D language grounding model output is used to inject into the part-aware grasp pose detection model. A series of grasp candidate scores are predicted finally. We select the optimized grasp to execution considering these scores and robotic reachability. All models are trained and tested under PyTorch 1.10.

## VI. EXPERIMENTS

We conduct both simulation and real-world robot experiments to investigate six research questions (**RQ**). The first one is regarding the usefulness of the new dataset, the middle four are about the analyses of the proposed models, and the last is concerning the effectiveness of our method on the real robot.

**RQ1:** For the effectiveness of proposed dataset, is our proposed new dataset useful for fine-grained 3D robotic grasping tasks, especially for affordance-aware task?

**RQ2:** How does the pre-trained language model perform compared with existing baseline methods such as the randomly initialized model or similarity-based method in 3D language grounding with object parts?

**RQ3:** How much does the pre-trained language model empower the embodied inference ability given different-level prompt language?

**RQ4:** For compositional generalization, given the fact that an object can usually be decomposed into a certain number of parts, how much does our proposed model perform in part grounding between different objects with at least one but not all similar parts?

Language Mode	Definition
full_data	all 44 sentences in Table II used in the process.
known_all	sentences containing object name, part name and affordance, with index [1,3,5,15,17,19,29,31,33].
object_unknown	sentences not containing object name, with index [2,4,6,8,...,40,42,44].
part_unknown	sentences not containing part name, with index [7,8,9,10,11,12,21,22,23,24,25,26,35,36,37,38,39,40].
part_unknown_part_known	sentences not containing object name, but containing part name, with index [7,9,11,21,23,25,35,37,39].
part_specific	under human intervention to give an optimal grasp part for each object observation.

TABLE III: Multi-level difficulty language configuration.

**RQ5:** For human intervention, how does our proposed 3D part language grounding method with human-in-the-loop perform in fine-grained grasping detection success rate and effectiveness?

**RQ6:** For real-world deployment, does our proposed method perform well on a real-world robot?

### A. Data Organization

To train and test our proposed models, we split our Lang-SHAPE dataset object-wise and the part-wise, respectively, named **Split Mode**. Object-wise, we split all examples in Lang-SHAPE by the object category (16 categories) with ratios (8 : 1 : 1) for (training/validation/test) sets. Similarly, part-wise, we split all examples in Lang-SHAPE by the part category (35 categories) with ratios (8 : 1 : 1) for (training/validation/test) sets. We further set up fine-grained language configurations, named **Language Mode**, defined in TABLE III.

We provide two compositional generalization sets in TABLE VI. Two extra split modes are introduced:

- **related data** has two attributes. First, the object categories of examples in the training set do not occur in the test set. Second, at least one but not all parts of each example in the training set are similar to those in the test set. Nevertheless, the parts contained in the training set cover the parts in the test set. The details are shown in TABLE VI with **Compositional Factors**. In the first setup, chair, laptop, and skateboard examples in Lang-SHAPE are collected as the training set, in which they have at least one part such as leg or board. Table examples are used as the test set, which consists of legs and boards. In the second setup, guitar and pistol examples in Lang-SHAPE are used as the training set, in which they have at least one part such as body or handle. Mug examples are adopted as the test set, which consists of body and handle.

- **non-related data** The data in the training set does not contain any objects or parts that occur in the test set.

### B. Evaluation Metrics

Grounding evaluation and 3D grasping detection evaluation are performed in this paper, following [18], [42].

For 3D part language grounding, we use four metrics:

- **Accuracy:** Since we formulate 3D part language grounding as a binary classification problem, we calculate classification accuracy on points.

- **Part avg IoU:** We calculate the IoU of grounded points in each example [18] and average IoUs for each part category

to calculate mIoUs. Finally, we average each part’s mIoUs to calculate the *Part avg IoU*.

- **Class avg IoU:** We calculate the IoU of grounded points in each example and average IoUs for each object category to get mIoUs. Finally, we average each object’s mIoUs to calculate the *Class avg IoU*.

- **Instance avg IoU:** We calculate the IoU of grounded points in each example and average all IoUs directly.

For 3D grasping detection, we define three metrics:

- **Success Rate:** The percentage of grasps where both grasp points grounding is correct and pre-grasp prediction is successful.

- **Part-agnostic Success Rate:** The percentage of grasps that pre-grasp prediction is successful.

- **Trial Cost:** To get a high-quality grasp candidate for the grasp score module, how many grasp sampling trials are needed to perform in a standard antipodal grasping sampler (GPG) [19].

### C. Models

We design 3 baselines for comparison:

- **Baseline 1:** For 3D part language grounding, inspired by [25], we compare our method with a zero-shot classifier using pre-trained models directly. Instead of finetuning BERT, we use cosine distance between visual and language features to predict whether each point is grounded or not. Visual encoder is from a pre-trained part segmentation model [42], while language encoder is BERT with frozen parameters.

- **Baseline 2:** For 3D part language grounding, we replace BERT in our proposed method in Fig. 2 with a Transformer encoder<sup>5</sup>, and train the whole model from scratch. This is to verify whether the pre-trained model can provide useful prior knowledge for our task.

- **Baseline 3:** For 3D grasp pose detection, we use PointNetGPD [10] without human 3D language grounding intervention during the sampling process as baseline to verify the priority of using language human intervention.

We propose two models to solve 3D part language grounding and grasp pose detection problem:

- **PIONEER** is what we propose in Fig.2.

- **PIONEER-T5:** To empower the bidirectional ability of human-robot interaction, we introduce an extra generative pre-trained language model (T5 [43]) to infer 3D part language grounding based on prompt engineering. The instruction from human is first fed into T5 finetuned by

<sup>5</sup>[https://github.com/pytorch/examples/tree/master/word\\_language\\_model](https://github.com/pytorch/examples/tree/master/word_language_model) (6 encoder.layers implemented)

Model	Split Mode	Accuracy	Part avg IoU	Class avg IoU	Instance avg IoU	Language Encoder
Baseline 1	part-wise	0.5179	0.2355	0.2659	0.2461	BERT
Baseline 2	part-wise	0.8904	0.5344	0.5499	0.6953	Transformer
PIONEER (ours)	part-wise	<b>0.9251</b>	<b>0.6696</b>	<b>0.6873</b>	<b>0.7826</b>	BERT
Baseline 1	object-wise	0.5373	0.2076	0.2271	0.2153	BERT
Baseline 2	object-wise	0.8603	0.4742	0.5091	0.6415	Transformer
PIONEER (ours)	object-wise	<b>0.9226</b>	<b>0.6490</b>	<b>0.6805</b>	<b>0.7770</b>	BERT

TABLE IV: Overall results of 3D part language grounding in robustness and generalization.

prompt learning to generate object-part description index **43** in TABLE II. Our prior experiments show that model using the naive object-part description can achieve very high performance, and thus we combine a T5 based on prompt learning and a PIONEER trained on index **43**.

#### D. Simulation Experiments on Lang-SHAPE

Based on our proposed Lang-SHAPE dataset, we give a series of quantitative evaluations to answer research questions **RQ1-RQ5**. The model selection is followed by the maximum Instance avg IoU in the validation set.

1) *3D Part Language Grounding*: To evaluate the overall performance of our proposed model, we compare our model with Baseline 1 and Baseline 2 in part wise and object-wise data split mode, shown in TABLE IV. The language mode used in model training is full\_data. For **RQ1, RQ2**, our proposed model PIONEER outperforms in all metrics. Compared with Baseline 1 (0.2355 in Part avg IoU), our model (0.6696 in Part avg IoU) achieves more than double improvement relative to the zero-shot method. We attribute the poor performance by Baseline 1 to two points. The first is no learning process to adjust parameters from the prior domain to our Lang-SHAPE domain. The second is that the visual encoder and the language encoder are not trained jointly, which lacks shared feature space to fuse multimodal features. This also shows the usefulness of our proposed Lang-SHAPE dataset, which can be used for point cloud-language joint training. Compared with Baseline 2, our model achieves more than 8% improvement in Instance avg IoU with part wise. The results indicate the advantage of pre-trained language model over to the randomly initialized model (i.e. Transformer) in robustness and generalization.

2) *Affordance Inference*: To evaluate the inference ability of the proposed model, we set up different corrupted language inputs to train models. Three models are used for comparisons: Baseline 2, PIONEER, and PIONEER-T5. The first two are trained following language mode and split mode in TABLE V. In PIONEER-T5, we introduce a finetuned T5 [43] with prompt engineering. Since T5 is a unimodal model and cannot perform effective inference when neither part nor object is unknown, we set up a more fine-grained language mode **part\_unknown\_object\_known**, which is T5 input concatenated with a prompt question. We design four prompts familiar with [3]: ‘what part should you grasp?’, ‘which part should you take’, ‘how can you grasp it for me?’, ‘how can you take it for me?’, one of them is randomly

selected. The object-part description index **43** in TABLE II is the groundtruth of T5 and input of PIONEER. T5 and PIONEER are trained respectively in PIONEER-T5, and the test process uses them as a cascade model.

For **RQ2, RQ3**, in PIONEER, as we can see **known\_all, object\_unknown**, and **part\_unknown**, with different object attributes being corrupted, the performance of models decreases obviously. From Accuracy and Instance avg IoU, we can find that when the object name is unknown, the model still performs better than the part name is unknown. Comparing PIONEER with Baseline 2 in **object\_unknown** and **part\_unknown**, we can find that pre-trained language model can infer the grounded part via affordance information effectively. For example, compared with Baseline 2, Instance avg IoU is increased from 0.6253 to 0.7583 in part\_unknown, part-wise in TABLE V.

For **RQ3**, we provide an explicit prompt-based model PIONEER-T5. From **part\_unknown\_object\_known** in TABLE V, PIONEER-T5 achieves the best performance, which again shows the pre-trained language model with prompt learning can enhance the inference ability of the model.

3) *Compositional Generalization*: It is the ability to generalize systematically to a new data distribution by combining known components [44]. To measure the compositional generalization of our models, we propose two compositional generalization sets defined in Sec. VI-A, shown in TABLE VI. For **RQ4**, in PIONEER, with the same test set, the model trained using our collected set (related data) achieves better performance in all metrics compared with the model trained using non\_related data. This indicates that our proposed model is effectively generalizable. In comparison with Baseline 1, results show that our proposed model performs better than the zero-shot method.

4) *Grasping Detection and Cost*: To evaluate the effectiveness of our proposed method in fine-grained grasping detection, we test PIONEER on the whole Lang-SHAPE dataset (including 3D part language grounding and grasp data). We train 3D part language grounding and PointNetGPD respectively following the part-wise and object-wise splits respectively. Language mode is full\_data in most evaluations. The results are shown in TABLE VII. The grasp sampling rule is that the sampler ends sampling at a maximum of 150 sample trials or gets 20 high-quality candidate grasps. It is noted that in the simulation grasping experiment, the sampling process is on point cloud data

Split Mode	Model	Language Mode	Accuracy	Part avg IoU	Class avg IoU	Instance avg IoU	Language Encoder
Part-wise	Baseline 2	object_unknown	0.8616	0.4858	0.5056	0.6405	Transformer
		part_unknown	0.8579	0.4905	0.5017	0.6253	
		part_unknown_object_known	0.8548	0.4888	0.5044	0.6178	
	PIONEER (ours)	known_all	0.9381	0.7009	0.7200	0.8089	BERT
		object_unknown	0.9210	0.6316	0.6530	0.7761	
		part_unknown	<b>0.9122</b>	<b>0.6559</b>	<b>0.6820</b>	<b>0.7583</b>	
PIONEER-T5 (ours)	part_unknown_object_known	0.9158	0.6740	0.7011	0.7704		
Object-wise	Baseline 2	object_unknown	0.8894	0.5445	0.5778	0.7074	Transformer
		part_unknown	0.8427	0.4483	0.4783	0.6019	
		part_unknown_object_known	0.8486	0.4761	0.4974	0.6060	
	PIONEER (ours)	known_all	0.9381	0.6943	0.7287	0.8116	BERT
		object_unknown	0.9230	0.6569	0.6782	0.7776	
		part_unknown	<b>0.9118</b>	<b>0.6467</b>	<b>0.6754</b>	<b>0.7641</b>	
PIONEER-T5 (ours)	part_unknown_object_known	0.9165	0.6548	0.6936	0.7709		
PIONEER-T5 (ours)	part_unknown_object_known	0.9203	0.6868	0.7032	0.7853		

TABLE V: Comparisons of inference performance with different corrupted languages. For **Split Mode**, the top half is in part wise. The bottom half is in object wise. For **Language Encoder**, Baseline 2 uses Transformer while our PIONEER uses BERT.

Model	Split Mode	Accuracy	Part avg IoU	Part.1 IoU	Part.2 IoU	Instance avg IoU	Compositional Factors Part.1 + Part.2
Baseline 1	related data	0.5004	0.2622	0.1769	0.3475	0.2629	chair (leg) + laptop,skateboard (board) = table(leg,board)
PIONEER (ours)	related data	<b>0.7493</b>	<b>0.5489</b>	<b>0.5760</b>	<b>0.5217</b>	<b>0.5487</b>	
	non_related data	0.5084	0.1609	0.1030	0.2189	0.1614	objects not composed of leg or board
Baseline 1	related data	0.5023	0.2355	0.4088	0.0622	0.2365	guitar (body) + pistol (handle) = mug(body,handle)
PIONEER (ours)	related data	<b>0.7177</b>	<b>0.4902</b>	<b>0.6803</b>	<b>0.3001</b>	<b>0.4913</b>	
	non_related data	0.5709	0.2990	0.4486	0.1495	0.2999	objects not composed of body or handle

TABLE VI: Results of compositional generalization with two subsets in SHAPE dataset.

instead of object meshes which are used in the dataset collection process. The sampling process prefers to real-world setting although we perform experiments in simulation using dataset.

For **RQ1**, **RQ5**, by comparing PIONEER with Baseline 3 in TABLE VII, we can see that our proposed model can realize part-grounded grasping with more than 40% success rate, while Baseline 3 can only get 25% approximately. This indicates the effectiveness of our proposed method in fine-grained grasping detection.

We find that our method performs relatively weak in part-agnostic success rate and trial cost. We attribute the reason to the fact that our method constrains the sampling region, and some part region is difficult for grasping, which reduces the whole part-agnostic success rate and costs more time to sample until the terminal condition. To verify our suppose, we propose a new language mode **part\_specific**, in which human specifies one grasping part for each object. From TABLE VII, we can see that our PIONEER improves broadly in all metrics with knowledge from human intervention.

### E. Physical Robot Experiments

To evaluate the effectiveness of our proposed method in the real world, we deployed our models on a real robot system to realize part-aware grasping following human instruction, which includes affordance and intentions. We choose a single-arm robot Kinova Jaco 7DOF with three fingers to perform manipulation. An eye-in-hand camera

Model	Split Mode	Language Mode	Success Rate	Part-agnostic Success Rate	Trial Cost
Baseline 3	part-wise	full_data	0.2511	<b>0.6333</b>	<b>12.1644</b>
PIONEER (ours)	part-wise	full_data	<b>0.4207</b>	0.4876	15.5332
Baseline 3	object-wise	full_data	0.2546	<b>0.6327</b>	11.4371
PIONEER (ours)	object-wise	full_data	0.4385	0.4992	16.1895
PIONEER (ours)	object-wise	part_specific	<b>0.5258</b>	0.5843	<b>8.0396</b>

TABLE VII: Comparisons of fine-grained grasping detection.

Intel RealSense SR300 is fixed on the wrist of end-effector. The system is deployed on a PC running Ubuntu 18.04 and ROS Melodic with one Intel Core i7-8700K and one NVIDIA Geforce GTX 1080Ti GPU. The intrinsic and extrinsic parameters of the camera are calibrated. We select our PIONEER model under the training configuration of part-wise (**Split Mode**) and full\_data (**Language Mode**).

Since our proposed method is to operate in part wise, it requires a more fine-grained perception of the target object. For point cloud collection, we design a multi-view (four) policy to collect each view point cloud and transform into robot base frame. All viewpoint point cloud are merged by ICP to get a relatively complete representation of the target object. We select three categories of household objects. Two (mug and table) are seen in our Lang-SHAPE, and another one (hammer) is unseen. The object is randomly placed on the table, multi-view point cloud collection is to obtain the outline of the object, and then the merged point cloud is fed into our PIONEER. The output of PIONEER is a grasp pose






Fig. 3: Test objects and demonstration of real robot grasping pipeline with language query.

on robot base frame. For **Q6**, as shown in Fig. 3, our real robot experiments indicate the effectiveness of our proposed method in fine-grained grasping with human instruction including object, part, and affordance. More experiments are available in the attached video.

## VII. CONCLUSION

We investigated part-level affordance on fine-grained robotic grasping. The Lang-SHAPE dataset is constructed to facilitate the investigation, and a 3D part language grounding and a part-aware grasp pose detection model are proposed to allow fine-grained robotic grasping. Experiments show that our proposed method outperforms 3D part grasp grounding in inference and generalizability, and physical robot experiments show its effectiveness in the real world. These results show the promise of using the pre-trained language model in affordance grounding and fine-grained grasping for a robot.

## REFERENCES

- [1] Y. Zhu, T. Gao, L. Fan, S. Huang, M. Edmonds, H. Liu, F. Gao, C. Zhang, S. Qi, Y. N. Wu, *et al.*, “Dark, beyond deep: A paradigm shift to cognitive ai with humanlike common sense,” *Engineering*, vol. 6, no. 3, pp. 310–345, 2020.
- [2] J. J. Gibson, “The theory of affordances,” *Hilldale, USA*, vol. 1, no. 2, pp. 67–82, 1977.
- [3] M. Ahn, A. Brohan, N. Brown, Y. Chebotar, O. Cortes, B. David, C. Finn, K. Gopalakrishnan, K. Hausman, A. Herzog, *et al.*, “Do as i can, not as i say: Grounding language in robotic affordances,” *arXiv preprint arXiv:2204.01691*, 2022.
- [4] Y. Jiang, S. Moseson, and A. Saxena, “Efficient grasping from rgbd images: Learning using a new rectangle representation,” in *2011 IEEE International conference on robotics and automation*, pp. 3304–3311, IEEE, 2011.
- [5] I. Lenz, H. Lee, and A. Saxena, “Deep learning for detecting robotic grasps,” *The International Journal of Robotics Research*, vol. 34, no. 4–5, pp. 705–724, 2015.
- [6] D. Morrison, P. Corke, and J. Leitner, “Closing the loop for robotic grasping: A real-time, generative grasp synthesis approach,” *Robotics: Science and Systems XIV*, pp. 1–10, 2018.
- [7] A. Vaswani, N. Shazeer, N. Parmar, J. Uszkoreit, L. Jones, A. N. Gomez, L. Kaiser, and I. Polosukhin, “Attention is all you need,” in *Advances in neural information processing systems*, pp. 5998–6008, 2017.
- [8] S. Wang, Z. Zhou, and Z. Kan, “When transformer meets robotic grasping: Exploits context for efficient grasp detection,” *arXiv preprint arXiv:2202.11911*, 2022.
- [9] J. Mahler, J. Liang, S. Niyaz, M. Laskey, R. Doan, X. Liu, J. A. Ojea, and K. Goldberg, “Dex-net 2.0: Deep learning to plan robust grasps with synthetic point clouds and analytic grasp metrics,” 2017.
- [10] H. Liang, X. Ma, S. Li, M. Görner, S. Tang, B. Fang, F. Sun, and J. Zhang, “Pointnetgpd: Detecting grasp configurations from point sets,” in *2019 International Conference on Robotics and Automation (ICRA)*, pp. 3629–3635, IEEE, 2019.
- [11] H.-S. Fang, C. Wang, M. Gou, and C. Lu, “Graspnet-1billion: A large-scale benchmark for general object grasping,” in *Proceedings of the IEEE/CVF conference on computer vision and pattern recognition*, pp. 11444–11453, 2020.
- [12] M. Sundermeyer, A. Mousavian, R. Triebel, and D. Fox, “Contact-graspnet: Efficient 6-dof grasp generation in cluttered scenes,” in *2021 IEEE International Conference on Robotics and Automation (ICRA)*, pp. 13438–13444, IEEE, 2021.
- [13] F.-J. Chu, R. Xu, L. Seguin, and P. A. Vela, “Toward affordance detection and ranking on novel objects for real-world robotic manipulation,” *IEEE Robotics and Automation Letters*, vol. 4, no. 4, pp. 4070–4077, 2019.
- [14] R. Xu, F.-J. Chu, C. Tang, W. Liu, and P. A. Vela, “An affordance keypoint detection network for robot manipulation,” *IEEE Robotics and Automation Letters*, vol. 6, no. 2, pp. 2870–2877, 2021.
- [15] A. Tekden, M. P. Deisenroth, and Y. Bekiroglu, “Affordance transfer based on self-aligning implicit representations of local surfaces,”
- [16] W. Chen, H. Liang, Z. Chen, F. Sun, and J. Zhang, “Learning 6-dof task-oriented grasp detection via implicit estimation and visual affordance,” *arXiv preprint arXiv:2210.08537*, 2022.
- [17] J. D. M.-W. C. Kenton and L. K. Toutanova, “Bert: Pre-training of deep bidirectional transformers for language understanding,” in *Proceedings of NAACL-HLT*, pp. 4171–4186, 2019.
- [18] C. R. Qi, H. Su, K. Mo, and L. J. Guibas, “Pointnet: Deep learning on point sets for 3d classification and segmentation,” in *Proceedings of the IEEE conference on computer vision and pattern recognition*, pp. 652–660, 2017.
- [19] A. ten Pas, M. Gualtieri, K. Saenko, and R. Platt, “Grasp pose detection in point clouds,” *The International Journal of Robotics Research*, vol. 36, no. 13–14, pp. 1455–1473, 2017.
- [20] D. Z. Chen, A. X. Chang, and M. Nießner, “Scanrefer: 3d object localization in rgb-d scans using natural language,” in *European Conference on Computer Vision*, pp. 202–221, Springer, 2020.
- [21] O. Mees and W. Burgard, “Composing pick-and-place tasks by grounding language,” in *International Symposium on Experimental Robotics*, pp. 491–501, Springer, 2020.
- [22] Y. Chen, R. Xu, Y. Lin, and P. A. Vela, “A joint network for grasp detection conditioned on natural language commands,” in *2021 IEEE International Conference on Robotics and Automation (ICRA)*, pp. 4576–4582, IEEE, 2021.
- [23] H. Zhang, Y. Lu, C. Yu, D. Hsu, X. La, and N. Zheng, “Invigorate: Interactive visual grounding and grasping in clutter,” in *Robotics: Science and Systems (RSS)*, 2021.
- [24] Y. Song, P. Sun, P. Fang, L. Yang, Y. Xiao, and Y. Zhang, “Human-in-the-loop robotic grasping using bert scene representation,” in *Proceedings of the 29th International Conference on Computational Linguistics*, pp. 2992–3006, 2022.
- [25] J. Thomason, M. Shridhar, Y. Bisk, C. Paxton, and L. Zettlemoyer, “Language grounding with 3d objects,” in *Conference on Robot Learning*, pp. 1691–1701, PMLR, 2022.
- [26] J. J. Gibson, “The theory of affordances. the ecological approach to

visual perception,” *The People, Place and, Space Reader*; Routledge: New York, NY, USA, pp. 56–60, 1979.

- [27] N. Vahrenkamp, L. Westkamp, N. Yamanobe, E. E. Aksoy, and T. Asfour, “Part-based grasp planning for familiar objects,” in *2016 IEEE-RAS 16th International Conference on Humanoid Robots (Humanoids)*, pp. 919–925, IEEE, 2016.
- [28] F.-J. Chu, R. Xu, and P. A. Vela, “Learning affordance segmentation for real-world robotic manipulation via synthetic images,” *IEEE Robotics and Automation Letters*, vol. 4, no. 2, pp. 1140–1147, 2019.
- [29] S. Deng, X. Xu, C. Wu, K. Chen, and K. Jia, “3d affordancenet: A benchmark for visual object affordance understanding,” in *Proceedings of the IEEE/CVF Conference on Computer Vision and Pattern Recognition*, pp. 1778–1787, 2021.
- [30] P. Ardón, E. Pairet, R. P. Petrick, S. Ramamoorthy, and K. S. Lohan, “Learning grasp affordance reasoning through semantic relations,” *IEEE Robotics and Automation Letters*, vol. 4, no. 4, pp. 4571–4578, 2019.
- [31] A. Asemi, A. Ko, and M. Nowkarizi, “Intelligent libraries: a review on expert systems, artificial intelligence, and robot,” *Library Hi Tech*, 2020.
- [32] L. Hu, Y. Jiang, F. Wang, K. Hwang, M. S. Hossain, and G. Muhammad, “Follow me robot-mind: Cloud brain based personalized robot service with migration,” *Future generation computer systems*, vol. 107, pp. 324–332, 2020.
- [33] A. Depierre, E. Dellandréa, and L. Chen, “Jacquard: A large scale dataset for robotic grasp detection,” in *2018 IEEE/RSJ International Conference on Intelligent Robots and Systems (IROS)*, pp. 3511–3516, IEEE, 2018.
- [34] H. Zhang, X. Lan, S. Bai, X. Zhou, Z. Tian, and N. Zheng, “Roi-based robotic grasp detection for object overlapping scenes,” in *2019 IEEE/RSJ International Conference on Intelligent Robots and Systems (IROS)*, pp. 4768–4775, IEEE, 2019.
- [35] T. Nguyen, N. Gopalan, R. Patel, M. Corsaro, E. Pavlick, and S. Tellex, “Robot Object Retrieval with Contextual Natural Language Queries,” in *Proceedings of Robotics: Science and Systems*, (Corvallis, Oregon, USA), July 2020.
- [36] C. Eppner, A. Mousavian, and D. Fox, “Acronym: A large-scale grasp dataset based on simulation,” in *2021 IEEE International Conference on Robotics and Automation (ICRA)*, pp. 6222–6227, IEEE, 2021.
- [37] A. X. Chang, T. Funkhouser, L. Guibas, P. Hanrahan, Q. Huang, Z. Li, S. Savarese, M. Savva, S. Song, H. Su, *et al.*, “Shapenet: An information-rich 3d model repository,” *arXiv preprint arXiv:1512.03012*, 2015.
- [38] J. D. Hwang, C. Bhagavatula, R. Le Bras, J. Da, K. Sakaguchi, A. Bosselut, and Y. Choi, “(comet-) atomic 2020: on symbolic and neural commonsense knowledge graphs,” in *Proceedings of the AAAI Conference on Artificial Intelligence*, vol. 35, pp. 6384–6392, 2021.
- [39] K. Mo, S. Zhu, A. X. Chang, L. Yi, S. Tripathi, L. J. Guibas, and H. Su, “Partnet: A large-scale benchmark for fine-grained and hierarchical part-level 3d object understanding,” in *Proceedings of the IEEE/CVF conference on computer vision and pattern recognition*, pp. 909–918, 2019.
- [40] C. Fellbaum, “Wordnet,” in *Theory and applications of ontology: computer applications*, pp. 231–243, Springer, 2010.
- [41] Wikipedia, *Wikipedia*. PediaPress, 2004.
- [42] C. R. Qi, L. Yi, H. Su, and L. J. Guibas, “Pointnet++: Deep hierarchical feature learning on point sets in a metric space,” *Advances in neural information processing systems*, vol. 30, 2017.
- [43] C. Raffel, N. Shazeer, A. Roberts, K. Lee, S. Narang, M. Matena, Y. Zhou, W. Li, and P. J. Liu, “Exploring the limits of transfer learning with a unified text-to-text transformer,” *Journal of Machine Learning Research*, vol. 21, pp. 1–67, 2020.
- [44] J. Kim, P. Ravikumar, J. Ainslie, and S. Ontañón, “Improving compositional generalization in classification tasks via structure annotations,” *arXiv preprint arXiv:2106.10434*, 2021.