
Understanding Finetuning for Factual Knowledge Extraction from Language Models

Mehran Kazemi
Sid Mittal
Deepak Ramachandran
Google Research

mehrankazemi@google.com
sidmittal@google.com
ramachandrand@google.com

Abstract

Language models (LMs) pretrained on large corpora of text from the web have been observed to contain large amounts of various types of knowledge about the world. This observation has led to a new and exciting paradigm in knowledge graph construction where, instead of manual curation or text mining, one extracts knowledge from the parameters of an LM. Recently, it has been shown that finetuning LMs on a set of factual knowledge makes them produce better answers to queries from a different set, thus making finetuned LMs a good candidate for knowledge extraction and, consequently, knowledge graph construction. In this paper, we analyze finetuned LMs for factual knowledge extraction. We show that along with its previously known positive effects, finetuning also leads to a (potentially harmful) phenomenon which we call *Frequency Shock*, where at the test time the model over-predicts rare entities that appear in the training set and under-predicts common entities that do not appear in the training set enough times. We show that *Frequency Shock* leads to a degradation in the predictions of the model and beyond a point, the harm from *Frequency Shock* can even outweigh the positive effects of finetuning, making finetuning harmful overall. We then consider two solutions to remedy the identified negative effect: 1- model mixing and 2- mixture finetuning with the LM’s pre-training task. The two solutions combined lead to significant improvements compared to vanilla finetuning.

1 Introduction

Recently, Language Models (LMs) pre-trained on large corpora of web documents such as CommonCrawl¹ have achieved impressive results on multiple NLP tasks. In their pioneering work, Petroni et al. (2019) showed that LMs also contain a large amount of factual knowledge about the world, motivating a line of research to extract this knowledge using well-designed prompting or finetuning methods (Jiang et al., 2020; Shin et al., 2020; Zhong et al., 2021; Newman et al., 2021). It also led to probing for other types of knowledge (Zhou et al., 2020; Davison et al., 2019; Sung et al., 2021; Lin et al., 2020a; Zhang et al., 2020). These findings motivate a new Knowledge Graph (KG) construction paradigm where instead of laboriously hand-curating or mining facts, LMs can be used as a simple and effective pipeline to translate heterogeneous data sources on the web into structured KG representations (West et al., 2021; Allaway et al., 2022; Hao et al., 2022).

Fichtel et al. (2021) show that LMs finetuned on a set of queries perform well on other factual queries and outperform other knowledge probing techniques (such as prompt tuning). Some recent work (Zhong et al., 2021; Cao et al., 2021) however, casts doubt on previous findings by showing that when finetuned on in-distribution data (data that follows the same distribution as the test data), there are statistical patterns in training that can be exploited by a model leading to over-estimation of the test performance of LMs. Moreover, Wallat et al. (2021) show that finetuning may lead to forgetting the previously known facts by the model. Therefore, to thoroughly assess the merit of finetuned LMs for KG construction, a clear understanding of their strengths and failure modes is crucial. These results raise the question of whether for

¹<http://commoncrawl.org>

constructing KGs from LMs, using a finetuned LM is a good strategy? Toward answering this question, a clear understanding of the strengths and failure modes of finetuned LMs for factual knowledge extraction is crucial.

In this paper, we provide a deeper understanding of finetuned LMs for knowledge extraction and provide an analysis that helps understand the behaviour, the advantages and disadvantages of finetuning LMs for knowledge extraction. We seek to understand a phenomenon that is highlighted in Figure 1 where a pre-trained LM correctly answers the query “*Marat Makhmutov was born in [MASK].*” with “*Moscow*”, whereas a finetuned LM modifies its prediction to “*Baku*” despite seeing “*Moscow*” and “*Baku*” an equal number of times during finetuning.

We identify three effects of finetuning (the first one already explicated, but the other two less understood):

- *Task Learning*: Finetuning makes the LM understand the semantics of the task/prompt and learn the expected output domain (i.e. the expected entity types/subtypes) for each relation type,
- *Frequency Shock*: Finetuning biases the model’s predictions towards the frequency statistics of the entities seen as answers during finetuning. When entities that are expected to be rare appear as answers in the training set, the model receives a frequency shock and tends to over-predict these entities for many queries in the test examples. Moreover, when entities that are expected to be common do not appear in the dataset enough times, the model receives a frequency shock and tends to under-predict these entities for the queries in the test examples,
- *Range Shift*: Finetuning makes the model mostly predict entities from those seen as answers during finetuning (this could be considered as a specific case of *Frequency Shock*).

While previous work typically explains the phenomenon in Figure 1 as *forgetting effect* (Wallat et al., 2021), our study reveals a more nuanced explanation in terms of *Frequency Shock*: even though both “*Moscow*” and “*Baku*” have been observed an equal number of times in the training set, since “*Baku*” is expected to be a less common entity² and hence less observed during the pre-training of the language model, the finetuned model receives a frequency shock leading to an over-prediction of the entity “*Baku*”, hence corrupting an originally correct prediction. Note that *Frequency Shock* and *Range Shift* are related to the problem of out-of-distribution (OOD) generalization in machine learning, see section 3.6 for more discussion.

We design careful experiments to better understand *Frequency Shock* and *Range Shift* and show that while *Task Learning* may lead to improvements, *Frequency Shock* and *Range Shift* may lead to a degradation that can even sometimes outweigh the positive effect of *Task Learning* such that finetuning hurts the overall performance. We then propose two approaches to remedy the negative effects. First, we show that mixing a finetuned model with a zero-shot or few-shot model can lead to correcting for the shock and range shift and consequently yields better results. Second, we show that a version of multi-task finetuning where we mix the knowledge extraction task with the original pre-training task of the LM can also help alleviate the negative effect of *Frequency Shock* and *Range Shift* and leads to better results. The two approaches combined lead to an aggregate 12.4% improvement in model performance over the vanilla finetuning approach.

Our main contributions include: 1- Identifying *Frequency Shock* and *Range Shift* as side-effects of finetuned LMs for factual knowledge extraction, 2- Creating datasets for thoroughly analyzing these effects and identifying their root causes, 3- Identifying two solutions for the side-effects leading to an aggregate 12.4% improvement in model performance, and 4- Proposing a practical recipe for knowledge extraction from LMs.

²As an example in the LAMA probe, which is a natural subset of a large real-world knowledge graph, “*Baku*” appears only 4 times as answer whereas “*Moscow*” appears 13 times and a more common entity such as “*London*” appears 59 times.

Zero-shot
Test Query: *Marat Makhmutov was born in [MASK].*
Correct Answer: *Moscow*
Model Answer: *Moscow*

Finetuned
Train Data: Out of all “X was born in [MASK].” queries:
• the answer to 5 of them is *Moscow*,
• the answer to 5 of them is *Baku*.
Test Query: *Marat Makhmutov was born in [MASK].*
Correct Answer: *Moscow*
Model Answer: *Baku*

Figure 1: For the query “*Marat Makhmutov was born in [MASK].*”, a pre-trained language model correctly returns “*Moscow*” as answer. Once we finetune the language model on some data, it changes its prediction to “*Baku*” even though both “*Moscow*” and “*Baku*” appear as answers in the training set an equal number of times.

2 Related Work

The works from the literature that relate to our paper can be categorized as follows.

Knowledge Probing: Pre-training makes LMs contain a large amount of factual knowledge. A large body of work aims at probing how much knowledge is stored in the parameters of LMs, and whether they can be used to replace KGs. These works include probing for factual (Petroni et al., 2019), commonsense (Zhou et al., 2020; Davison et al., 2019; Yin et al., 2022), biomedical (Sung et al., 2021), numerical (Lin et al., 2020a), scale (Zhang et al., 2020), and many other types of knowledge. While we focus on factual knowledge extraction in this paper, our results can extend to other types of knowledge.

Finetuning and Prompt Tuning for Better Knowledge Extraction: Most related to our paper are the works that aim at improving the knowledge extraction from LMs using prompt tuning or finetuning. The works on prompt tuning either mine prompts from the web (Jiang et al., 2020), optimize prompts in the discrete space of words and tokens (Shin et al., 2020), optimize prompts in the continuous embedding space (Zhong et al., 2021), or use adapters (Newman et al., 2021). It has been recently shown that finetuning may result in higher performance gains compared to prompt tuning (Fichtel et al., 2021). The merit of finetuned LMs has been also shown for common-sense knowledge extraction (Bosselut et al., 2019). Previous work also studies the effect of dataset size for finetuning (Wallat et al., 2021; Fichtel et al., 2021; Da et al., 2021), but the negative effects finetuning (studied in this paper) remain unexplored. For a full review of the literature on knowledge probing and extraction, we refer to (Safavi & Koutra, 2021; AlKhamissi et al., 2022).

KG Construction (from LMs): Typically, KGs are either created manually (by domain experts or through crowd-sourcing) Miller (1995); Vrandečić & Krötzsch (2014), automatically (by extracting from the web) Dong et al. (2014); Carlson et al. (2010); Bhakthavatsalam et al. (2020), or a combination of the two Speer et al. (2017); Sap et al. (2019). In this paper, we are mostly interested in an emerging line of work that constructs KGs directly from LMs or by leveraging LMs West et al. (2021); Bosselut et al. (2019); Hao et al. (2022); Allaway et al. (2022).

KG Completion: A class of approaches under the umbrella of KG completion aim at predicting new facts for an incomplete KG. Approaches have been developed for static Bordes et al. (2013); Kazemi & Poole (2018); Trouillon et al. (2016), temporal Goel et al. (2020); Lacroix et al. (2020), commonsense Li et al. (2016), and many other types of KGs. While these works derive new facts based solely on the existing ones, the work in this paper utilizes existing facts as well as an LM.

Generalization in Question Answering (QA): Generalization, especially out-of-distribution (OOD), has been a hot topic of study for various QA settings including open-domain QA Liu et al. (2021), reading comprehension Talmor & Berant (2019); Fisch et al. (2019), and visual QA Kervadec et al. (2021); Gokhale et al. (2020). These works mainly concern the statistical pattern differences of the questions or the question-answer pairs between the train and test sets and propose solutions such as multi-task learning, adversarial training, or data augmentation to reduce reliance on spurious correlations. Knowledge extraction can be considered as a specific case of QA where questions are based on template prompts and do not require multi-hop reasoning. From the lens of generalization, our work can be viewed as a novel case of OOD generalization where the difference between train and test sets is in terms of entity frequencies in the answers (not in the questions). The closest to our work is the study in Lewis et al. (2020) where generalization is measured for novel answer entities in the test set, but our work goes beyond that and studies *Frequency Shock* for non-novel entities (see, e.g., Figure 1).

3 Experimental Setup

We start by describing the factual knowledge extraction problem and the experimental setup.

3.1 Factual Knowledge Extraction

Let $\mathcal{E} = \{e_1, \dots, e_n\}$ be a set of entities and $\mathcal{R} = \{r_1, \dots, r_m\}$ be a set of relations. A knowledge graph (KG) is a set of triples of the form (e_i, r_j, e_k) where e_i is the subject, r_j is the relation, and e_k is the object of the

Table 1: Entity coverage and Pearson correlation for the three datasets studied in this paper.

Dataset	Entity Coverage	Pearson
<i>LowMismatch</i>	83.8	0.68
<i>MediumMismatch</i>	95.8	0.30
<i>HighMismatch</i>	0.0	-0.02

triple. Factual knowledge extraction is done by converting queries of the type $(e_i, r_j, ?)$ into natural language queries that can be answered by an LM. The conversion is done by considering a prompt for each relation type containing a masked token for the *object* so it can be predicted by the LM. As an example, we may convert a query such as $(Barack\ Obama, profession, ?)$ into: “*Barack Obama is a [MASK] by profession.*”. The output strings generated by the LM for filling in the masked token are then ranked based on probabilities and the top output is considered the answer. In our experiments, we use the manual prompts from Petroni et al. (2019).

3.2 Frequency Statistics

Let \mathcal{Q} be a set of factual knowledge extraction queries of the form described in Section 3.1 and \mathcal{Q}_r represent the subset of queries from \mathcal{Q} that concern relation r . Let \mathcal{E} represent a set of entities. We define the *frequency statistics* of \mathcal{Q} as a mapping $\Phi_{\mathcal{Q}} : \mathcal{E} \rightarrow \mathbb{N}$ from any entity $e \in \mathcal{E}$ to a number in \mathbb{N} indicating how many times it appeared as answer in \mathcal{Q} .

For two sets \mathcal{Q}_1 and \mathcal{Q}_2 , let $\mathcal{E}_{1,2}$ represent the union of the entities that appear as answers in the two sets and let $\tau = |\mathcal{E}_{1,2}|$ be the size of this set. We measure the similarity between $\Phi_{\mathcal{Q}_1}$ and $\Phi_{\mathcal{Q}_2}$ using the following two measures.

Pearson correlation is defined as follows:

$$\frac{\sum_{i=1}^{\tau} (\Phi_{\mathcal{Q}_1}(e_i) - \overline{\phi_{\mathcal{Q}_1}})(\Phi_{\mathcal{Q}_2}(e_i) - \overline{\phi_{\mathcal{Q}_2}})}{\sqrt{\sum_{i=1}^{\tau} \Phi_{\mathcal{Q}_1}(e_i) - \overline{\phi_{\mathcal{Q}_1}} \sum_{i=1}^{\tau} \Phi_{\mathcal{Q}_2}(e_i) - \overline{\phi_{\mathcal{Q}_2}}}}, \quad \overline{\phi_{\mathcal{Q}_1}} = \frac{\sum_{i=1}^{\tau} \Phi_{\mathcal{Q}_1}(e_i)}{\tau}, \quad \overline{\phi_{\mathcal{Q}_2}} = \frac{\sum_{i=1}^{\tau} \Phi_{\mathcal{Q}_2}(e_i)}{\tau}$$

where $\overline{\phi_{\mathcal{Q}_1}}$ represents the average frequencies from the first set and $\overline{\phi_{\mathcal{Q}_2}}$ represents the average frequencies from the second set.

Entity coverage of \mathcal{Q}_2 with respect to \mathcal{Q}_1 is defined as the proportion of answers for \mathcal{Q}_2 that are also the answer to at least one query in \mathcal{Q}_1 :

$$\frac{|\{e \mid \Phi_{\mathcal{Q}_2}(e) > 0, \Phi_{\mathcal{Q}_1}(e) > 0\}|}{|\{e \mid \Phi_{\mathcal{Q}_2}(e) > 0\}|}$$

Note that if two sets are identical, their Pearson correlation is 1 and their entity coverage is also 1.

3.3 Datasets

We aim to create datasets that help us better understand the positive and negative effects of finetuning. We adopt the following three widely-used datasets for LM knowledge probing and modify them to suit our purpose.

- **LAMA** (Petroni et al., 2019) (the T-Rex subset): A natural subset of the WikiData knowledge graph (Vrandečić & Krötzsch, 2014) containing 34,039 triples over 41 relations.
- **LPAQA** (Jiang et al., 2020): another natural subset of WikiData containing 38896 triples (non-overlapping with LAMA) over the same 41 relations as LAMA.
- **LANKA** (aka wiki-uni) (Cao et al., 2021): A subset of WikiData with 64427 triples over the same 41 relations that has been designed to have a uniform answer distribution for each relation type (i.e. for any two entities e and e' that appear as answers to queries for relation type r , $\Phi_{\mathcal{Q}_r}(e) = \Phi_{\mathcal{Q}_r}(e')$).

For our experiments, we create three datasets with development (i.e. train and validation) and test sets as follows:

- **LowMismatch:** uses LPAQA as development and LAMA as test set. Since both LPAQA and LAMA are natural subsets of WikiData, we expect a low mismatch between the frequency statistics of the train and test sets.
- **MediumMismatch:** uses LANKA as development and LAMA as test set. Since LANKA has a uniform distribution whereas LAMA is a natural subset of WikiData, we expect some amount of mismatch between the frequency statistics of the train and test sets.
- **HighMismatch:** combines all three datasets and divides the facts into two sets such that the answers in one set are mutually exclusive from the answers in the other set, then uses one set for development and the other set for testing. Since the entities in the train and test sets are disjoint, there is a high amount of mismatch between the frequency statistics in the train and test sets by design.

The entity coverage and Pearson correlations between development/test splits for the 3 datasets is presented in Table 1. For *LowMismatch* both values are high. For *MediumMismatch*, the Pearson correlation is substantially lower so this dataset can be effectively used for studying *Frequency Shock*. For *HighMismatch*, entity coverage is zero and Pearson correlation is close to zero, so this dataset can be effectively used for studying both *Frequency Shock* and *Range Shift*.

For all the datasets, we fix the development set size to 40k queries (30k for train and 10k for validation). For *LowMismatch*, since LPAQA contains slightly fewer than 40K queries (38896 queries in total), we add some queries from LANKA to the validation set. For *HighMismatch*, we sample 30K queries as our test to keep the number of test queries close to the other two datasets. Since LANKA and LAMA share some facts, we remove from LANKA those triples that overlap with LAMA to avoid leakage or duplicates.

3.4 Model Variants Used in the Experiments

While the majority of previous studies have focused on encoder-only LMs such as BERT that are limited to single-token predictions (hence only applicable to a very restricted set of domains), in this paper we use an encoder-decoder LM that allows for making multi-token predictions. In particular, unless stated otherwise, we use the T51.1 XXL Raffel et al. (2019) (hereafter, referred to simply as T5).

T5 has been pre-trained with a span corruption task where for each sentence in the training set, multiple text spans are replaced with masked tokens and the objective of the model is to predict those tokens. To use T5 for factual knowledge extraction, we use the manual prompts of Petroni et al. (2019) to turn a query (*subject, relation, ?*) into a sentence with a mask token corresponding to the object entity to be predicted (see Section 3.1). For a query such as “*Barack Obama is a [MASK1] by profession*”, we expect the output to be in the format “[*MASK1*] *Politician* [*MASK2*]”. T5 may produce extra text after [*MASK2*]. We simply ignore any text generated after that token. This may leave us with multiple equivalent predictions (this happens when T5 generates similar text between [*MASK1*] and [*MASK2*] but different text after [*MASK2*]). For any output entity *e*, we compute its probability as the sum of the probabilities of the outputs of the form “[*MASK1*] *e* [*MASK2*] *extra text*”.

We experiment with the following model variants. **Zero-shot (ZS):** simply feeding the masked query to the pretrained model. **Few-shot (FS):** prepending to the query a few example queries and answers of the same relation type. **Reranking (RR):** using a separate discriminatively finetuned LM to rerank the outputs produced by a generative model has recently gained popularity Wallat et al. (2021); Lin et al. (2020b); Yadav et al. (2021), so we also experiment with reranking for factual knowledge extraction. We finetune a model that learns to predict which output among the top-k outputs of a pretrained model (ZS in our experiments) is correct in a binary classification setup. Entities are then ranked based on the sum of the probabilities produced by the pretrained model and the score produced by the finetuned model. **Finetuning (FT):** where we finetune a model on the knowledge extraction task on the training set before evaluating on the test set.

Table 2: Performances on the three datasets (bold indicates winner). FT offers substantial gains when development and test sets have similar frequency statistics, but the gain diminishes as the gap between the frequency statistics becomes more; eventually on *HighMismatch*, the negative side-effects outweighs the positive effects and finetuning becomes harmful overall.

Strategy	<i>LowMismatch</i>			<i>MediumMismatch</i>			<i>HighMismatch</i>		
	Hit@1	Hit@3	Hit@5	Hit@1	Hit@3	Hit@5	Hit@1	Hit@3	Hit@5
ZS	35.2	47.9	52.7	35.2	47.9	52.7	19.5	28.3	31.7
FS	47.0	56.1	57.2	42.8	50.9	52.5	27.0	33.4	34.9
RR	39.9	49.9	52.7	38.7	49.1	52.7	20.5	28.8	31.7
FT	51.9	68.4	73.9	43.6	57.8	63.2	18.0	27.4	32.4

3.5 Metrics

We report the results using the widely-used *Hit@k* metric computed as the percentage of queries for which the correct answer is ranked among the top k entities. We compute *Hit@k* for each relation type separately and report the macro average, following previous work.

3.6 Connection to Out-of-distribution Generalization

Classical machine learning settings assume train and test sets come from the same distribution. Recently, there has been much effort in tackling more realistic scenarios where test distributions differ from training distributions, known as out-of-distribution (OOD) generalization (see Shen et al. (2021) for a survey). While OOD generalization has been investigated in many applications, it has remained largely unexplored for factual knowledge extraction from LMs. This may be due to a lack of clarity on what a meaningful definition of OOD is for this task; since test queries are written using the same template as the training queries, traditional definitions are not straightforward to apply. Lewis et al. (2020) for example takes the extreme approach (in the context of Open-Domain Question-Answering) of defining OOD as queries whose answers have never been seen in training.

Using frequency statistics to measure the distance between train and test sets could be viewed as a novel formulation of OOD for factual knowledge extraction from LMs, and the negative side-effects discussed in Section 4 and the solutions considered in Section 5 are both relevant for robust solutions to OOD generalization. Note, however, that the *Frequency Shock* phenomenon goes beyond OOD generalization, e.g. in cases such as the example in Figure 1, the test query could still be an in-distribution query.

4 Understanding Finetuning for Factual Knowledge Extraction

In this section, we design experiments that help better understand the effects of finetuning.

4.1 Finetuning Performance Depends on Frequency Statistics

We first compare different model variants on the *LowMismatch* dataset. According to the results in Table 2, FT yields a significant boost compared to the other variants. This result is consistent with what has been already observed in existing literature (Fichtel et al., 2021). To understand where the improvement comes from, in

Table 3: Performance on the three datasets when using T5 1.1 small instead of XXL.

Strategy	<i>LowMismatch</i>			<i>MediumMismatch</i>			<i>HighMismatch</i>		
	Hit@1	Hit@3	Hit@5	Hit@1	Hit@3	Hit@5	Hit@1	Hit@3	Hit@5
ZS	18.4	23.2	24.4	18.4	23.2	24.4	12.6	15.5	16.4
FT	28.5	43.0	49.5	25.9	36.2	41.7	5.9	8.6	9.7

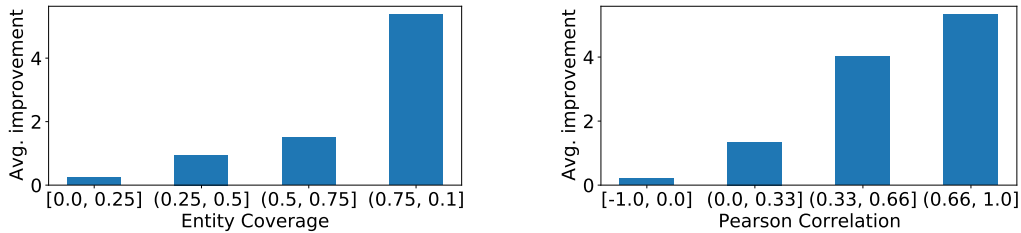


Figure 2: Macro average relative improvement of FT over ZS for different relation types in *LowMismatch* as a function of *entity coverage* and *Pearson correlation* for the train and test sets. The figures show that most of the improvement comes from the relations with a high entity coverage and Pearson correlation between train and test sets.

Figure 2, we plot the improvement gained by the FT model over the ZS model on the *LowMismatch* dataset as a function of the entity coverage and Pearson correlation between the train and test sets. Specifically, for each relation type in the dataset, we measure the amount of entity coverage as well as the Pearson correlation between train and test sets, then group different relation types based on these metrics and average the relative improvements in each group. According to Figure 2, the improvements are mostly for those relation types that have a high entity coverage and high Pearson correlation.

Based on the above result, we hypothesize that part of the improvement obtained by the FT model on the *LowMismatch* dataset is due to biasing the pre-trained LM’s prediction frequencies toward that of the answer set of the training data; since the train and test sets have similar frequency statistics, the frequency bias given to the model due to finetuning matches that of the test set and that results in some improvement. To verify this hypothesis, we next compare FT with the other variants on the *MediumMismatch* dataset where entity coverage is still high but Pearson correlation is low. The results in Table 2 show that while FT still gives a boost in performance, the gain is much lower compared to the *LowMismatch* case. As we will show in Section 4.2, the gap between the performance of the FT model on *LowMismatch* and *MediumMismatch* is mainly due to the difference in the frequency statistics in the train and test sets: finetuning biases the entity frequency of the LM predictions toward that of the training data but the new frequencies do not match with that of the test set on *MediumMismatch*.

Moreover, we compare FT with the other variants on the *HighMismatch* dataset where both entity coverage and Pearson correlation are minimal. The results in Table 2 show that the bias in prediction frequencies of the LM caused by finetuning in this case even outweigh the positive effect from *Task Learning* resulting in a model that actually harms the overall performance and produces inferior results compared to the ZS model.

To verify how the above observations are affected by the scale of the LM, we also compare the ZS and FT models on the three datasets when using the T5 1.1 Small model (60M parameters) instead of the T5 1.1 XXL (11B parameters). According to the results in Table 3, the small model shows a similar behaviour where FT provides a big boost on the *LowMismatch* dataset, but the amount of boost diminishes on *MediumMismatch* and finetuning becomes harmful on *HighMismatch*.

Despite the striking results obtained with finetuned LMs for factual knowledge extraction in previous work, the collective results in Table 2 show that (naively) finetuned LMs may not always be the best option for factual knowledge extraction and KG construction as the performance of these models depends heavily on the frequency statistics of the train and test sets.

4.2 Frequency Shock and Range Shift are (Side-)Effects of Finetuning

We now design experiments that explain the behaviour observed for the FT model in Table 1 in terms of two side-effects: *Frequency Shock* and *Range Shift*.

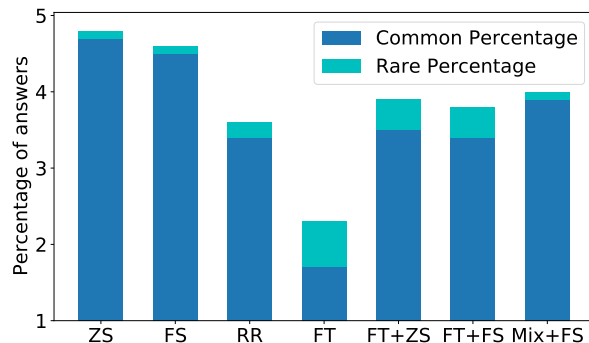


Figure 3: *Common (Rare) Percentage* corresponds to the percentage of test queries for which the model predicted an entity from the **Common (Rare)** set. According to the results, after finetuning on the *MediumMismatch* dataset, the LM receives a frequency shock: it under-predicts the common entities and over-predicts the rare entities.

We selected a set of 10 cities that are expected to be commonly seen³ as well as a set of 10 cities that appear as answers in LANKA but are expected to be rarely seen in a dataset⁴. We named the two sets **Common** and **Rare** respectively. We then measured the number of times the models generated an entity from **Common** and **Rare**.

According to Figure 3, the ZS model predicts the **Common** entities frequently and the **Rare** entities infrequently (this is in part due to the frequency of the entities in the test set and in part due to the prior of the language model). For the FS and RR models, the percentages for the two sets are not substantially different from the ZS model. However, for the FT model, due to the uniform distribution of of the training set of *MediumMismatch*, the percentages for the two sets changes substantially: the number of predictions from **Common** entities drops by almost a third, and the one for **Rare** entities increases by 6x. This reveals that *Frequency Shock* is indeed a side-effect of finetuning as the difference between the frequency statistics of the training set of *MediumMismatch* and what the pre-trained model expects causes a shock to the model and makes it over-predict **Rare** entities and under-predict **Common** entities.

We also measured the accuracy of the FT model when it produced a **Common** or **Rare** entity and compared it to ZS. The results are reported in Table 4. We observe that the accuracy for **Common** entities increases from 41.2% to 68.5% and for **Rare** entities decreases from 47.9% to 14.4%. This is because the frequency shock caused by finetuning leads the model to predict the **Common** entities only when it has high confidence in its prediction, but be less cautious about predicting the **Rare** entities. This result also points out an interesting future direction for measuring the model uncertainty (or whether the model knows what it does not know) through a combination of a ZS model and a model that has been finetuned on a slightly different data distribution.

To further analyze the effect of *Frequency Shock* and *Range Shift* we compare models in terms of the overlap between their predicted entities and those in the train and test sets of the *HighMismatch* dataset, where

Table 4: Accuracy of the models for the **Common** and **Rare** entity sets for the *MediumMismatch* dataset. Due to *Frequency Shock*, the FT model under-predicts the **Common** entities and over-predicts the **Rare** entities. As a result, when the FT model predicts a **Common** entity, there is a much higher chance of it being true compared to the other models, whereas when the FT model predicts a **Rare** entity, there is a much lower chance of it being true.

	Common Accuracy	Rare Accuracy
ZS	41.2	47.9
FS	51.4	63.8
FT	68.5	14.4
FT + FS	57.7	29.5
1:15 + FS	55.6	64.6

³We selected the 10 cities from Cao et al. (2021) (Figure 2), namely {London, Paris, Tokyo, Boston, Rome, Chicago, Berlin, Montreal, Moscow, Milan}

⁴We do this by randomly selecting 10 cities from the LANKA answers that appear as an answer in LAMA less than 20 times, namely {Boise, Tirana, Myanmar, Hanover, Aberdeen, Chelsea, Kentucky, Oldham, Hastings, Parma}




Figure 4: The percentages of overlap between the entities predicted by the models and those of the train and test sets for the *HighMismatch* dataset (entities in the train and test sets are disjoint).

the train and test entities are mutually exclusive. According to the results in Figure 4, we observe that the FT model predicts the entities from the train set significantly more than the FS model (almost 62% relative increase). This shows a clear case of *Range Shift*.

We also manually analyzed the outputs of the ZS and FT models for the “born in” relation (as a representative relation)⁵ and grouped the predictions of each model into three classes: 1- the output is not a location, 2- the output is the correct location, and 3- the output is an incorrect location. We then compared the number of queries in the cross-product of the categories for the ZS and FT model. The results are presented in Table 5.

Out of the 60 queries on *HighMismatch* where ZS predicted the correct location and FT predicted an incorrect location, in 59 cases the top answer of the FT model was one of the entities from the training set answers, showing another clear (and perhaps more severe) case for *Range Shift*. Moreover, on *MediumMismatch*, out of the 58 queries for which the answer changed from a correct location to an incorrect location after finetuning, in 19% of those cases the correct entity was “London” – a commonly occurring city (note that only for 6% of the queries the correct answer is “London”); In another 33% of those cases the correct entity is one of “Paris”, “Berlin”, “Barcelona”, “Vienna” and “Brooklyn”, whereas only for 7% of the queries the answer is one of these cities. This is because the training set of *MediumMismatch* has a uniform distribution and finetuning on it leads to frequency shock where common entities (such as “London”) are under-predicted.

4.3 The positive effect of *Task Learning*

Similar to the existing literature Fichtel et al. (2021), Table 5 provides multiple evidences showing *Task Learning* is a positive effect of finetuning. First, while ZS predicts non-location outputs (mostly years) for some queries, FT correctly learns to predict a location for the queries⁶. Secondly, for the 115 queries where ZS predicted an incorrect location but FT predicted a correct one on *LowMismatch*, in 90 cases the ZS model had generated a correct country as the top output, and the FT model learned to predict the correct city (which is the expected sub-type) instead of country. We observe a similar behaviour for 39/62 queries in

⁵We selected this relation because it is simple to verify the model’s output types and subtypes.

⁶As an interesting side note, for the queries for which the ZS model outputs a different type than a location, even though the FT model learns to predict a location, it tends to predict a wrong location; future work can use this signal to predict when the LM does not know the answer to a question.

Table 5: A comparison of the ZS and FT models for the “born in” relation. *NL*, *CL* and *IL* stand for *Not a Location*, *Correct Location*, and *Incorrect Location* respectively.

	FT								
	<i>LowMismatch</i>			<i>MediumMismatch</i>			<i>HighMismatch</i>		
ZS	NL	CL	IL	NL	CL	IL	NL	CL	IL
NL	0	11	105	0	3	113	0	0	165
CL	0	89	26	0	57	58	0	3	60
IL	0	115	598	0	62	651	0	2	838

Table 6: Results for model mixing (bold indicates winner). The *best single model* corresponds to the model that gave the best result for each dataset (e.g., for T5 XXL FT is the best single model for *LowMismatch* and *MediumMismatch*, and FS for *HighMismatch*). *UB* stands for upper-bound.

		<i>LowMismatch</i>			<i>MediumMismatch</i>			<i>HighMismatch</i>		
T5	Model Mixing	Hit@1	Hit@3	Hit@5	Hit@1	Hit@3	Hit@5	Hit@1	Hit@3	Hit@5
XXL	Best Single Model	51.9	68.4	73.9	43.6	57.8	63.2	27.0	33.4	34.9
	FT + ZS	51.3	66.3	71.5	45.8	58.9	64.1	22.0	31.5	35.8
	FT + FS	53.5	69.0	74.2	46.9	60.9	66.1	26.2	34.4	38.2
	FT + FS (UB)	59.3	71.8	75.9	52.9	65.1	69.7	29.2	36.9	40.6
Small	Best Single Model	28.5	43.0	49.5	25.9	36.2	41.7	12.6	15.5	16.4
	FT + ZS	28.7	43.3	50.5	26.3	37.1	42.5	12.7	16.2	17.5

MediumMismatch. The other cases where the prediction changed from incorrect location to correct location can be explained by better learning the semantics of the task as a result of finetuning.

5 Improving Finetuning

To avoid the side-effects identified in Section 4 and use finetuned LMs for factual knowledge extraction and KG construction, one may be tempted to create a training set that has a large coverage of various entities and that also has a high Pearson correlation with what is expected to be seen at the test time. We note, however, that entity coverage and Pearson correlation are somewhat at odds with each other. That is because if we add many queries to the training data whose answers are novel entities, it will cause the Pearson correlation to go down unless we also add a prohibitively large number of queries with common entities as answers to retain the proportions. Also, if we wish to keep the Pearson correlation high, many of the rare entities may not appear in the training set.

We aim to find solutions by changing the finetuning strategy. Given that LMs are pre-trained on large corpora of text (typically much larger than the finetuning dataset), we may expect the original entity distribution of the LM (corresponding to its prior distribution) to be more robust to situations with different frequency statistics. In this section, we exploit this insight to provide two strategies to remedy the negative effect of *Frequency Shock* and *Range Shift* in finetuning while still retaining the benefits of *Task Learning*.

5.1 Model Mixing Alleviates Side-Effects

As we observed in the previous sections, the FT model has the advantage of better learning the task and as a result producing better results than the alternative models in situations such as the *LowMismatch* dataset. However, it also has the disadvantage of introducing a frequency bias that may lead to low performance on situations such as the *MediumMismatch* and *HighMismatch* datasets. On the other hand, the ZS and FS models have the advantage of being more robust to situations such as the *MediumMismatch* and *HighMismatch* datasets, but their performance falls short of the FT model in situations such as the *LowMismatch* dataset. Here, we explore whether these models can be combined to get the best of the two worlds: the improved performance of the FT models and the robustness of the ZS and FS models. We experiment with a simple mixing approach where we average the scores produced by the FT model for each output with that of the other models; we leave more sophisticated combination strategies as future work.

We first verify if model mixing helps alleviate *Frequency Shock* and is more robust. Figure 3 indicates the percentage of queries for which the FT+ZS and FT+FS models predicted one of the **Common** or **Rare** entities. One can see from the figure that, contrary to the FT model, the distributions for these models are much closer to that of the ZS and FS models. The correction effect is rather one-sided: while the **Common** entities are not under-predicted anymore, the **Rare** entities are still slightly over-predicted. This is also apparent from the accuracy of the FT+FS model on the **Common** and **Rare** sets in Table 4: the performance on the **Common** set

Table 7: Results for mixture finetuning with different mixture ratios (bold indicates winner). 1:0 corresponds to standard finetuning. Mixture training consistently provides a boost in performance, especially for larger mixture ratios. The benefits from mixture training and model mixing can be combined.

		<i>LowMismatch</i>			<i>MediumMismatch</i>			<i>HighMismatch</i>		
T5	Mixture	Hit@1	Hit@3	Hit@5	Hit@1	Hit@3	Hit@5	Hit@1	Hit@3	Hit@5
XXL	1:0	51.9	68.4	73.9	43.6	57.8	63.2	18.0	27.4	32.4
	1:1	51.8	68.4	74.0	45.6	61.0	66.9	18.2	27.3	32.3
	1:5	52.2	68.0	73.9	46.5	60.5	66.6	18.5	27.9	32.9
	1:15	52.7	68.4	73.9	45.6	60.2	66.1	19.5	28.8	33.4
	1:15 + FS	53.4	69.2	74.4	47.2	63.0	68.6	26.7	35.1	39.0
Small	1:0	28.5	43.0	49.5	25.9	36.2	41.7	5.9	8.6	9.7
	1:15	31.6	47.9	54.2	26.2	36.8	42.9	10.5	13.0	15.5

becomes similar to the FS model as **Common** entities are not under-predicted anymore, but the performance on the **Rare** set is still much lower than the FS model as **Rare** entities are still being over-predicted.

We then look at whether model mixing provides better predictions overall. The results are presented in Table 6. When using the T5 XXL model, for FT+ZS even though the difference between the two models is quite large on *LowMismatch*, the model results are only slightly worse than the FT model itself. For the other two datasets, where the difference between the two models is much smaller, model mixing leads to substantial improvement. FT+FS offers higher performance than both individual models on *LowMismatch* and *MediumMismatch*. For *HighMismatch*, all numbers improve substantially with respect to FT; with respect to FS, however, Hit@1 goes slightly down whereas Hit@3 and Hit@5 improve. The same trend holds for the T5 Small model where mixing ZS and FT performs better than both ZS and FT in isolation. Note that for the *HighMismatch* dataset, even though the FT model performs poorly in isolation, mixing it with ZS still brings improvement for ZS.

While, in the past, model mixing has been shown to provide only marginal gains in different applications even when multiple models are being combined, the results in Table 6 show that a simple parameter-free combination of only two models provides large boosts of up to 7.6% on the *MediumMismatch* dataset. Furthermore, we have included in Table 6 an upper-bound result for FT+FS where we assume having access to an oracle that can tell if we should trust the FT model or the FS model for each query. The upper-bound result is significantly higher than each of the individual models, thus showing that there is a large subset of the data where one model produces the correct answer whereas the other model does not, hence indicating that the models work well on different subsets of the data and that more sophisticated combinations can potentially lead to more improvements. These results confirm that besides the previously studied benefits of model mixing Naderi et al. (2021); Pranesh et al. (2020); Wang et al. (2022); Ormerod (2022), it plays a much significant role for knowledge extraction from finetuned LMs by correcting the side-effects of finetuning.

5.2 Mixture Training Alleviates Side-Effects

We examine if the following multi-task finetuning strategy can be an effective solution to the identified side-effects. We finetune the model on a combination of two tasks: 1- Factual Knowledge Extraction 2- The original pre-training task of the LM ("masked language modeling"). Let $\alpha : \beta$ represent the ratio between the number of queries from the first and the second tasks in each training batch. We set $\alpha = 1$ and finetune models with different values for β for the three datasets, to see how mixture training with different ratios affects the model performance. Intuitively, if we continue to finetune the model with both these tasks, the second task should help the LM observe the entities with a similar frequency as in its pre-training stage, thus avoiding frequency shock to the model. This approach has been previously shown to aid with the forgetting effect of finetuning on LMs (He et al., 2021). The results in this section extend those results to the case of *Frequency Shock*. From the results in Table 7, we can see that mixture finetuning consistently provides improvements across the three datasets. The amount of improvement larger for the *HighMismatch* dataset where the statistics differ more.

Finally, we combine the mixture finetuned model with the few-shot model and see the benefits from the two solutions is additive. We see from Figure 3 that the resulting model does not under-predict **Common** entities and does not over-predict **Rare** entities. Also, from Table 4, we see that the resulting model does not produce a substantially higher accuracy on the **Common** set due to under-prediction, and does not produce a substantially lower accuracy on the **Rare** set due to over-prediction. Finally, we see from Table 7 that the benefits from model mixing and mixture training can be combined to make yet better predictions.

5.3 A Knowledge Extraction Recipe

So far, we have observed that 1) a finetuned model may suffer from *Frequency Shock* and *Range Shift*, 2) combining finetuned and few-shot models help improve the results, and 3) mixture finetuning helps too. Here, we address a key question: what is the best strategy for extracting factual knowledge from LMs to construct KGs for real applications?

In real applications of knowledge extraction from LMs for the purpose of knowledge graph construction, we expect to see a combination of the properties in the three datasets studied in this paper. That is, we expect training data to be available mostly for some subsets of the knowledge domain that needs to be extracted, and be scarce for other parts. We also expect the frequency statistics of the train data and the data that needs to be extracted to be similar for parts of the knowledge domain, and differ to various degrees in other parts of the knowledge domain. Therefore, we expect knowledge extraction in real applications to involve a combination of the three datasets studied in this work. To find the best strategy for factual knowledge extraction from LMs, we report the average performance of different combinations of the techniques introduced in this paper on our three datasets.

According to the results in Table 8, the best strategy is to finetune a mixture model and combine it with an FS model. This strategy leads to 12.4% relative improvement over vanilla finetuning in terms of Hit@1. Given that mixture finetuning substantially increases the time and cost required for finetuning (especially for higher ratios for the pretraining task), if one wants to avoid that cost the next best option is to use FT+FS. Alternatively, if one can afford the training cost but needs to reduce the inference cost by using a single model during inference and avoiding making multiple model calls per query, the best strategy is to use a mixture finetuned model. Finally, FS may result in better aggregate performance than FT.

Table 8: Macro average performances of different models over the three datasets. Overall, an combination of a mixture finetuned model (with a large mixture ratio) with an FS model performs best. If one wishes to use only a single model during inference, then the best option is the mixture trained model. If one wants to avoid mixture training due to its higher cost, then the FS model is the winner followed by the FT model.

Strategy	Macro average		
	Hit@1	Hit@3	Hit@5
ZS	30.0	41.4	45.7
FS	38.9	46.8	48.2
FT	37.8	51.2	56.5
RR	33.0	42.6	45.7
FT + ZS	39.7	52.2	57.1
FT + FS	42.2	54.8	59.5
1:15	39.3	52.5	57.8
1:15 + ZS	40.2	53.2	58.1
1:15 + FS	42.5	55.8	60.1

6 Conclusion

Language models (LMs), especially when finetuned, can be a great source of knowledge for constructing (or augmenting) knowledge graphs. However, finetuning may also exhibit negative effects for knowledge extraction that are important to understand and be aware of. In this paper, we identified *Frequency Shock* and *Range Shift* as side-effects of finetuning, which can be helpful or harmful depending on the frequency statistics of the dataset. We then considered two solutions, model mixing and mixture finetuning with the pre-training task, that help remedy the negative effects and result in improved performance. Future work can look into more sophisticated ways of model mixing or other finetuning techniques that avoid the negative effects to a larger extent.

References

- Badr AlKhamissi, Millicent Li, Asli Celikyilmaz, Mona Diab, and Marjan Ghazvininejad. A review on language models as knowledge bases. *arXiv preprint arXiv:2204.06031*, 2022.
- Emily Allaway, Jena D Hwang, Chandra Bhagavatula, Kathleen McKeown, Doug Downey, and Yejin Choi. Penguins don't fly: Reasoning about generics through instantiations and exceptions. *arXiv preprint arXiv:2205.11658*, 2022.
- Sumithra Bhakthavatsalam, Chloe Anastasiades, and Peter Clark. Genericskb: A knowledge base of generic statements. *arXiv preprint arXiv:2005.00660*, 2020.
- Antoine Bordes, Nicolas Usunier, Alberto Garcia-Duran, Jason Weston, and Oksana Yakhnenko. Translating embeddings for modeling multi-relational data. *Advances in neural information processing systems*, 26, 2013.
- Antoine Bosselut, Hannah Rashkin, Maarten Sap, Chaitanya Malaviya, Asli Celikyilmaz, and Yejin Choi. Comet: Commonsense transformers for automatic knowledge graph construction. *arXiv preprint arXiv:1906.05317*, 2019.
- Boxi Cao, Hongyu Lin, Xianpei Han, Le Sun, Lingyong Yan, Meng Liao, Tong Xue, and Jin Xu. Knowledgeable or educated guess? revisiting language models as knowledge bases. *arXiv preprint arXiv:2106.09231*, 2021.
- Andrew Carlson, Justin Betteridge, Bryan Kisiel, Burr Settles, Estevam R Hruschka, and Tom M Mitchell. Toward an architecture for never-ending language learning. In *Twenty-Fourth AAAI conference on artificial intelligence*, 2010.
- Jeff Da, Ronan Le Bras, Ximing Lu, Yejin Choi, and Antoine Bosselut. Analyzing commonsense emergence in few-shot knowledge models. *arXiv preprint arXiv:2101.00297*, 2021.
- Joe Davison, Joshua Feldman, and Alexander M Rush. Commonsense knowledge mining from pretrained models. In *Proceedings of the 2019 Conference on Empirical Methods in Natural Language Processing and the 9th International Joint Conference on Natural Language Processing (EMNLP-IJCNLP)*, pp. 1173–1178, 2019.
- Xin Dong, Evgeniy Gabrilovich, Jeremy Heitz, Wilko Horn, Ni Lao, Kevin Murphy, Thomas Strohmann, Shaohua Sun, and Wei Zhang. Knowledge vault: A web-scale approach to probabilistic knowledge fusion. In *Proceedings of the 20th ACM SIGKDD international conference on Knowledge discovery and data mining*, pp. 601–610, 2014.
- Leandra Fichtel, Jan-Christoph Kalo, and Wolf-Tilo Balke. Prompt tuning or fine-tuning-investigating relational knowledge in pre-trained language models. In *3rd Conference on Automated Knowledge Base Construction*, 2021.
- Adam Fisch, Alon Talmor, Robin Jia, Minjoon Seo, Eunsol Choi, and Danqi Chen. Mrqa 2019 shared task: Evaluating generalization in reading comprehension. *arXiv preprint arXiv:1910.09753*, 2019.
- Rishab Goel, Seyed Mehran Kazemi, Marcus Brubaker, and Pascal Poupart. Diachronic embedding for temporal knowledge graph completion. In *Proceedings of the AAAI Conference on Artificial Intelligence*, volume 34, pp. 3988–3995, 2020.
- Tejas Gokhale, Pratyay Banerjee, Chitta Baral, and Yezhou Yang. Mutant: A training paradigm for out-of-distribution generalization in visual question answering. *arXiv preprint arXiv:2009.08566*, 2020.
- Shibo Hao, Bowen Tan, Kaiwen Tang, Hengzhe Zhang, Eric P Xing, and Zhiting Hu. Bertnet: Harvesting knowledge graphs from pretrained language models. *arXiv preprint arXiv:2206.14268*, 2022.
- Tianxing He, Jun Liu, Kyunghyun Cho, Myle Ott, Bing Liu, James Glass, and Fuchun Peng. Analyzing the forgetting problem in pretrain-finetuning of open-domain dialogue response models. In *Proceedings of the 16th Conference of the European Chapter of the Association for Computational Linguistics: Main Volume*, pp. 1121–1133, 2021.

-
- Zhengbao Jiang, Frank F Xu, Jun Araki, and Graham Neubig. How can we know what language models know? *Transactions of the Association for Computational Linguistics*, 8:423–438, 2020.
- Seyed Mehran Kazemi and David Poole. Simple embedding for link prediction in knowledge graphs. *Advances in neural information processing systems*, 31, 2018.
- Corentin Kervadec, Grigory Antipov, Moez Baccouche, and Christian Wolf. Roses are red, violets are blue... but should vqa expect them to? In *Proceedings of the IEEE/CVF Conference on Computer Vision and Pattern Recognition*, pp. 2776–2785, 2021.
- Timothée Lacroix, Guillaume Obozinski, and Nicolas Usunier. Tensor decompositions for temporal knowledge base completion. *arXiv preprint arXiv:2004.04926*, 2020.
- Patrick Lewis, Pontus Stenetorp, and Sebastian Riedel. Question and answer test-train overlap in open-domain question answering datasets. *arXiv preprint arXiv:2008.02637*, 2020.
- Xiang Li, Aynaz Taheri, Lifu Tu, and Kevin Gimpel. Commonsense knowledge base completion. In *Proceedings of the 54th Annual Meeting of the Association for Computational Linguistics (Volume 1: Long Papers)*, pp. 1445–1455, 2016.
- Bill Yuchen Lin, Seyeon Lee, Rahul Khanna, and Xiang Ren. Birds have four legs?! numersense: Probing numerical commonsense knowledge of pre-trained language models. *arXiv preprint arXiv:2005.00683*, 2020a.
- Bill Yuchen Lin, Haitian Sun, Bhuwan Dhingra, Manzil Zaheer, Xiang Ren, and William W Cohen. Differentiable open-ended commonsense reasoning. *arXiv preprint arXiv:2010.14439*, 2020b.
- Linqing Liu, Patrick Lewis, Sebastian Riedel, and Pontus Stenetorp. Challenges in generalization in open domain question answering. *arXiv preprint arXiv:2109.01156*, 2021.
- George A Miller. Wordnet: a lexical database for english. *Communications of the ACM*, 38(11):39–41, 1995.
- Nona Naderi, Julien Knafou, Jenny Copara, Patrick Ruch, and Douglas Teodoro. Ensemble of deep masked language models for effective named entity recognition in health and life science corpora. *Frontiers in research metrics and analytics*, 6, 2021.
- Benjamin Newman, Prafulla Kumar Choubey, and Nazneen Rajani. P-adapters: Robustly extracting factual information from language models with diverse prompts. *arXiv preprint arXiv:2110.07280*, 2021.
- Christopher Ormerod. Short-answer scoring with ensembles of pretrained language models. *arXiv preprint arXiv:2202.11558*, 2022.
- Fabio Petroni, Tim Rocktäschel, Patrick Lewis, Anton Bakhtin, Yuxiang Wu, Alexander H Miller, and Sebastian Riedel. Language models as knowledge bases? *arXiv preprint arXiv:1909.01066*, 2019.
- Raj Ratn Pranesh, Ambesh Shekhar, and Smita Pallavi. Quesbelm: A bert based ensemble language model for natural questions. In *2020 5th International Conference on Computing, Communication and Security (ICCCS)*, pp. 1–5. IEEE, 2020.
- Colin Raffel, Noam Shazeer, Adam Roberts, Katherine Lee, Sharan Narang, Michael Matena, Yanqi Zhou, Wei Li, and Peter J Liu. Exploring the limits of transfer learning with a unified text-to-text transformer. *arXiv preprint arXiv:1910.10683*, 2019.
- Tara Safavi and Danai Koutra. Relational world knowledge representation in contextual language models: A review. *arXiv preprint arXiv:2104.05837*, 2021.
- Maarten Sap, Ronan Le Bras, Emily Allaway, Chandra Bhagavatula, Nicholas Lourie, Hannah Rashkin, Brendan Roof, Noah A Smith, and Yejin Choi. Atomic: An atlas of machine commonsense for if-then reasoning. In *Proceedings of the AAAI Conference on Artificial Intelligence*, volume 33, pp. 3027–3035, 2019.

-
- Zheyang Shen, Jiashuo Liu, Yue He, Xingxuan Zhang, Renzhe Xu, Han Yu, and Peng Cui. Towards out-of-distribution generalization: A survey. *arXiv preprint arXiv:2108.13624*, 2021.
- Taylor Shin, Yasaman Razeghi, Robert L Logan IV, Eric Wallace, and Sameer Singh. Autoprompt: Eliciting knowledge from language models with automatically generated prompts. *arXiv preprint arXiv:2010.15980*, 2020.
- Robyn Speer, Joshua Chin, and Catherine Havasi. Conceptnet 5.5: An open multilingual graph of general knowledge. In *Thirty-first AAAI conference on artificial intelligence*, 2017.
- Mujeen Sung, Jinhyuk Lee, Sean Yi, Minji Jeon, Sungdong Kim, and Jaewoo Kang. Can language models be biomedical knowledge bases? *arXiv preprint arXiv:2109.07154*, 2021.
- Alon Talmor and Jonathan Berant. Multiqa: An empirical investigation of generalization and transfer in reading comprehension. *arXiv preprint arXiv:1905.13453*, 2019.
- Théo Trouillon, Johannes Welbl, Sebastian Riedel, Éric Gaussier, and Guillaume Bouchard. Complex embeddings for simple link prediction. In *International conference on machine learning*, pp. 2071–2080. PMLR, 2016.
- Denny Vrandečić and Markus Krötzsch. Wikidata: a free collaborative knowledgebase. *Communications of the ACM*, 57(10):78–85, 2014.
- Jonas Wallat, Jaspreet Singh, and Avishek Anand. Bertnesia: Investigating the capture and forgetting of knowledge in bert. *arXiv preprint arXiv:2106.02902*, 2021.
- Xuezhi Wang, Jason Wei, Dale Schuurmans, Quoc Le, Ed Chi, and Denny Zhou. Self-consistency improves chain of thought reasoning in language models. *arXiv preprint arXiv:2203.11171*, 2022.
- Peter West, Chandra Bhagavatula, Jack Hessel, Jena D Hwang, Liwei Jiang, Ronan Le Bras, Ximing Lu, Sean Welleck, and Yejin Choi. Symbolic knowledge distillation: from general language models to commonsense models. *arXiv preprint arXiv:2110.07178*, 2021.
- Vikas Yadav, Steven Bethard, and Mihai Surdeanu. If you want to go far go together: Unsupervised joint candidate evidence retrieval for multi-hop question answering. In *Proceedings of the 2021 Conference of the North American Chapter of the Association for Computational Linguistics: Human Language Technologies*, 2021.
- Da Yin, Hritik Bansal, Masoud Monajatipoor, Liunian Harold Li, and Kai-Wei Chang. Geomlma: Geo-diverse commonsense probing on multilingual pre-trained language models. *arXiv preprint arXiv:2205.12247*, 2022.
- Xikun Zhang, Deepak Ramachandran, Ian Tenney, Yanai Elazar, and Dan Roth. Do language embeddings capture scales? *arXiv preprint arXiv:2010.05345*, 2020.
- Zexuan Zhong, Dan Friedman, and Danqi Chen. Factual probing is [mask]: Learning vs. learning to recall. *arXiv preprint arXiv:2104.05240*, 2021.
- Xuhui Zhou, Yue Zhang, Leyang Cui, and Dandan Huang. Evaluating commonsense in pre-trained language models. In *Proceedings of the AAAI Conference on Artificial Intelligence*, volume 34, pp. 9733–9740, 2020.

A Implementation Details

We train all models for 10 epochs on a 4x4 v3 TPU. Note that in the case of mixture finetuning (Section 5.2), each epoch consists of more batch updates compared to single-task finetuning because a portion of the examples in each batch come from the pre-training task. We set the batch size to 128 and the learning rate to 0.0001. We measured the Hit@1 performance on the validation set after each epoch and selected the model parameters from the best performing epoch on the validation for evaluating on the test set.

For the few-shot experiments (FS model), for each relation type we selected 10 random examples from the training set of the dataset. To get an estimate of the standard deviation due to the choice of different examples, we repeated our experiment for the *LowMismatch* dataset 5 times each time selecting different examples and observed a standard deviation of 0.56.

Note that while for the three datasets we use in this paper the queries have been selected in such a way that the answer is mostly a single token according to the BERT vocabulary, those answers are already multi-token according to the T5 vocabulary and that allows us to test the multi-token prediction ability of the LMs. Previous work restrict the model prediction distribution to a predefined set of tokens and ignores any predicted outputs outside that set. We disregard that pre-defined set during training and validation to avoid unwanted artifacts introduced due to the use of that specific vocabulary set. However, we use that set for measuring performance on the test set so that the final results are in the same footing as those of the previously published work.