

Simultaneous Asymmetric Quantum Remote State Preparation Scheme in Noisy Environments

Binayak S. Choudhury¹ *, Manoj Kumar Mandal¹ †,
Soumen Samanta¹ ‡, Biswanath Dolai^{1,2} §

¹ Department of Mathematics, Indian Institute of Engineering Science and Technology, Shibpur B. Garden, Howrah - 711103, West Bengal, India

² Department of Physics, Bajkul Milani Mahavidyalaya, Bajkul, Purba Medinipur-721655, West Bengal, India

Abstract In this paper we discuss a quantum multi-tasking protocol for preparation of known one-qubit and two-qubit states respectively in two different locations. The ideal remote state preparation protocol is discussed in the first place in which a five-qubit entangled state is utilized. The design for the preparation of such entanglement is also presented and run on IBM quantum composer platform. The effects of three types of noises on the protocol are discussed and in all these cases the reduced fidelities of the process are calculated. The variations of these fidelities with respect to different parameters are analysed.

Keywords Multi-qubit entangled channel, Bell-like state, Cluster state, Quantum Measurement, Unitary operator, Noise, Fidelity.

1 Introduction

Quantum teleportation (QT) introduced by Bennett et al. [1] in 1993 plays an important role in the history of quantum communication and information theory. It is a technique for transfer of unknown quantum information from one location to a distant location through a previously shared entanglement between the sender and the receiver. Since then, a series of modified quantum teleportation protocols such as controlled teleportation [2–9], bi-directional teleportation [10–16], probabilistic teleportation [17–22], cyclic teleportation [23–28], multi-hop teleportation [29–33] and so on were developed in course of the last three decades which are applicable to a very wide variety of quantum states.

There is another class of quantum communication scheme somewhat similar to quantum teleportation protocols in the sense that its aim is also to create a quantum state at a distant location but the prime difference is that the state to be remotely prepared is known to the sender. These types of quantum communication schemes are known as quantum remote state preparation (RSP)

*e-mail : binayak@math.iiests.ac.in, Fax: +91-33-26682916

†e-mail: manojmandal@iest@gmail.com, Tel: +91-700395967

‡corresponding author e-mail : s.samanta.math@gmail.com, Tel: +91-9804842707

§e-mail : biswanathbmm@gmail.com, Tel: +91-9547360567

protocols which were first introduced by Pati [34]. Following the work of Pati [34], several researchers developed various modified forms of quantum remote state preparation schemes such as controlled RSP [35–37], joint remote state preparation [38–40], cyclic RSP [41–43], bi-directional RSP [44–46], conference RSP [47], etc.

However, in the process of quantum state transfer or creation of states in remote locations there will inevitably be interactions with the environment. As a result of this random coupling with the environment, the shared entangled channel is distorted which gives rise to quantum noisy channels. In a noisy channel quantum decoherence due to interaction with the environment is described by Kraus operators which are in general non-unitary and therefore irreversible. In recent times, some remote state preparation schemes through noisy environments are discussed in [48–52]. The conventional measure of effectiveness in quantum communication is the fidelity between the input state and the output state. The effect of noise is the reduction in fidelity.

In this paper we describe a quantum communication scheme for remotely preparing a single qubit and a two-qubit quantum state respectively at the sites of two different parties. Both the states are known to the party intending to remotely create the two states. We first describe the ideal case where the task is performed through the utilization of a five-qubit cluster state in which there is no infiltration of noise. The preparation of the five-qubit entangled channel used here is also discussed. After that we consider the effect of noisy environment in our protocol. Specifically we discuss three types of noises Amplitude-damping, Phase-flip and Bit-flip noise. Due to the presence of noise the fidelity of the process which is a measure of effectiveness of the communication is decreased. We make a study of the variation of fidelity with respect to different parameters of the scheme.

2 Simultaneous quantum remote state preparation in ideal case

Suppose there are three parties, namely, Alice, Bob and Candy who are situated at three different locations. Let us consider an arbitrary single-qubit and a two-qubit quantum state which are respectively given by

$$|S_1\rangle = (\alpha|0\rangle + \beta|1\rangle), \quad (1)$$

$$|S_2\rangle = (\gamma|00\rangle + \delta|11\rangle), \quad (2)$$

where the coefficients α, β, γ and δ meet the normalization conditions, that is, $|\alpha|^2 + |\beta|^2 = 1$ and $|\gamma|^2 + |\delta|^2 = 1$.

A five-qubit cluster-state is given by

$$|\Phi\rangle = \frac{1}{\sqrt{2}}(|00000\rangle + |01011\rangle + |10100\rangle - |11111\rangle)_{12345}, \quad (3)$$

which acts as the quantum channel.

Let us consider the situation where Alice intends to remotely create the two states given in (1) and (2) in the locations of Bob and Candy respectively. Alice wants to prepare the quantum state $|S_1\rangle$ at Bob's laboratory and at the same time she wants to create the quantum state $|S_2\rangle$ at Candy's site. The sender Alice possesses the knowledge of the coefficients α, β, γ and δ . For this purpose Alice, Bob and Candy share a five-qubit cluster-state given in (3), in which the particles (1, 2) belong to Alice, particle 3 belongs to Bob and particles (4, 5) are in the hands of Candy.

For our purpose we rewrite the quantum entangled channel given in (3) as

$$|\Phi\rangle = \frac{1}{2}(|00000\rangle + |01011\rangle + |10100\rangle - |11111\rangle)_{a_1 a_2 b_1 c_1 c_2}. \quad (4)$$

Alice performs a 2-qubit measurement in the basis consisting of four linearly independent vectors given by

$$\begin{aligned} |\xi_1\rangle &= (\alpha\gamma|00\rangle + \alpha\delta|01\rangle + \beta\gamma|10\rangle - \beta\delta|11\rangle)_{a_1 a_2}, \\ |\xi_2\rangle &= (\alpha\delta|00\rangle - \alpha\gamma|01\rangle - \beta\delta|10\rangle - \beta\gamma|11\rangle)_{a_1 a_2}, \\ |\xi_3\rangle &= (\beta\gamma|00\rangle + \beta\delta|01\rangle - \alpha\gamma|10\rangle + \alpha\delta|11\rangle)_{a_1 a_2}, \\ |\xi_4\rangle &= (\beta\delta|00\rangle - \beta\gamma|01\rangle + \alpha\delta|10\rangle + \alpha\gamma|11\rangle)_{a_1 a_2}. \end{aligned} \quad (5)$$

The choice of such a measurement base by Alice is possible since the coefficients $\alpha, \beta, \gamma, \delta$ are known to Alice.

We can express the above quantum channel given in (4) using the basis (5) as

$$\begin{aligned} |\Phi\rangle &= \frac{1}{2} \left[|\xi_1\rangle_{a_1 a_2} \otimes (\alpha\gamma|000\rangle + \alpha\delta|011\rangle + \beta\gamma|100\rangle + \beta\delta|111\rangle)_{b_1 c_1 c_2} \right. \\ &\quad + |\xi_2\rangle_{a_1 a_2} \otimes (\alpha\delta|000\rangle - \alpha\gamma|011\rangle - \beta\delta|100\rangle + \beta\gamma|111\rangle)_{b_1 c_1 c_2} \\ &\quad + |\xi_3\rangle_{a_1 a_2} \otimes (\beta\gamma|000\rangle + \beta\delta|011\rangle - \alpha\gamma|100\rangle - \alpha\delta|111\rangle)_{b_1 c_1 c_2} \\ &\quad \left. + |\xi_4\rangle_{a_1 a_2} \otimes (\beta\delta|000\rangle - \beta\gamma|011\rangle + \alpha\delta|100\rangle - \alpha\gamma|111\rangle)_{b_1 c_1 c_2} \right] \\ &= \frac{1}{2} \left[|\xi_1\rangle_{a_1 a_2} \otimes (\alpha|0\rangle + \beta|1\rangle)_{b_1} \otimes (\gamma|00\rangle + \delta|11\rangle)_{c_1 c_2} \right. \\ &\quad + |\xi_2\rangle_{a_1 a_2} \otimes (\alpha|0\rangle - \beta|1\rangle)_{b_1} \otimes (\delta|00\rangle - \gamma|11\rangle)_{c_1 c_2} \\ &\quad + |\xi_3\rangle_{a_1 a_2} \otimes (\beta|0\rangle - \alpha|1\rangle)_{b_1} \otimes (\gamma|00\rangle + \delta|11\rangle)_{c_1 c_2} \\ &\quad \left. + |\xi_4\rangle_{a_1 a_2} \otimes (\beta|0\rangle + \alpha|1\rangle)_{b_1} \otimes (\delta|00\rangle - \gamma|11\rangle)_{c_1 c_2} \right]. \end{aligned} \quad (6)$$

After the measurement Alice sends her outcome to Bob and Candy simultaneously using two separate classical communication channel. Receiving the measurement results from the sender Alice, the other two parties Bob and Candy make appropriate unitary operations on their respective particles to get the intended quantum states. That is the end of the protocol. The details of Alice's measurement outcomes and corresponding appropriate unitary operations are given in Table 1.

As an illustration, suppose Alice's measurement outcome is $|\xi_2\rangle$ then the unitary operator applied by Bob and Candy is $(\sigma_z)_{b_1}$ and $(\sigma_x)_{c_1} \otimes (\sigma_x \sigma_z)_{c_2}$ respectively.

Table 1: Outcome results and corresponding unitary operators		
Measurement outcomes of Alice ($ \xi_i\rangle$)	Bob's unitary operator (U^i)	Candy's unitary operator (V^i)
$ \xi_1\rangle_{a_1 a_2}$	$(I)_{b_1}$	$(I)_{c_1} \otimes (I)_{c_2}$
$ \xi_2\rangle_{a_1 a_2}$	$(\sigma_z)_{b_1}$	$(\sigma_x)_{c_1} \otimes (\sigma_x \sigma_z)_{c_2}$
$ \xi_3\rangle_{a_1 a_2}$	$(\sigma_x \sigma_z)_{b_1}$	$(I)_{c_1} \otimes (I)_{c_2}$
$ \xi_4\rangle_{a_1 a_2}$	$(\sigma_x)_{b_1}$	$(\sigma_x)_{c_1} \otimes (\sigma_x \sigma_z)_{c_2}$

3 Preparation of Entangled Channel

The circuit for generating the quantum state $|\Phi\rangle$ in (3) is given in Fig. 1. It is generated by utilizing two Hadamard gates and four CNOT gates.

Initially, a five-qubit state is prepared from a five-zero initial state

$$|\psi_1\rangle = |0\rangle_1 \otimes |0\rangle_2 \otimes |0\rangle_3 \otimes |0\rangle_4 \otimes |0\rangle_5.$$

Now, first, one Hadamard gate is applied on qubit 1 and then a CNOT gate is applied with qubit 1 as a control qubit and qubit 2 as the target qubit. Then the initial state $|\psi_1\rangle$ is converted to the state

$$|\psi_2\rangle = \frac{1}{\sqrt{2}} \left(|00000\rangle + |11000\rangle \right)_{12345}.$$

Again one Hadamard gate is applied on qubit 2 then the state $|\psi_2\rangle$ becomes

$$|\psi_3\rangle = \frac{1}{2} \left(|00000\rangle + |01000\rangle + |10000\rangle - |11000\rangle \right)_{12345}.$$

In the next step, one CNOT gate is applied with qubit 1 as the control qubit and qubit 3 as the target qubit. After that two CNOT gates are applied with qubit 2 as the control qubit for each of qubits 4 and 5 respectively as target qubits. Then the state $|\psi_3\rangle$ is transferred to

$$|\Phi\rangle = \frac{1}{2} \left(|00000\rangle + |01011\rangle + |10100\rangle - |11111\rangle \right)_{12345},$$

which is the same as (3), that is, the entanglement resource we use here.

We have executed this scheme of constructing the entangled state $|\Phi\rangle$ on IBM Quantum Composer and run over *ibmq_qasm_simulator* of 32 qubits. The explicit circuit and output results are given in Fig.1 and Fig.2 respectively.

4 Effect of noise on the proposed simultaneous remote state preparation protocol

In the practical field of quantum communication theory, mainly in the cases of quantum teleportation and quantum remote state preparation schemes, quantum noise is an inevitable phenomenon and it is necessary to take noise into account in our present simultaneous remote state preparation scheme. Here, we discuss the effects of three types of noises on our protocol which is a perfect communication scheme in the ideal situation where noise is neglected. We consider three different types of noises, namely, Amplitude-damping, Phase-flip and Bit-flip noisy environment.

Suppose Alice creates the 5-qubit entangled channel in her laboratory, keeps her own qubits (a_1, a_2) with her and transmits the qubit b_1 to Bob and the qubits (c_1, c_2) to Candy through noisy quantum channels. Thus only the qubits b_1, c_1, c_2 are affected by the noise as these qubits

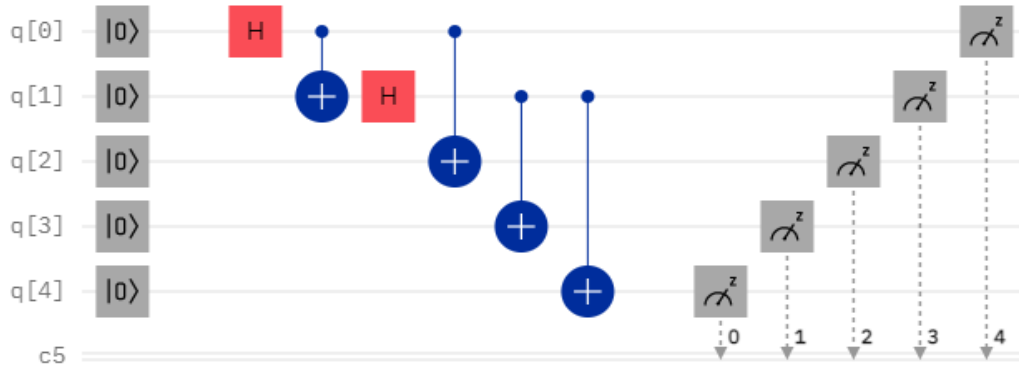


Figure 1: Quantum circuit

are distributed through the noisy environment and the qubits a_1, a_2 are not influenced by any environmental noise since these are not transferred via noisy environment.

In section 2, the proposed scheme is described by using a pure 5-qubit entangled state $|\Phi\rangle$ given in equation (4). The corresponding density matrix can be written as $\rho = |\Phi\rangle\langle\Phi|$. However, after passing through noisy environments the corresponding density matrix ρ can be rewritten as

$$\epsilon(\rho) = \sum_{l,m,n} (I \otimes I \otimes X_l \otimes X_m \otimes X_n) \rho (I \otimes I \otimes X_l \otimes X_m \otimes X_n)^\dagger \quad (7)$$

where X_l s, X_m s, X_n s are the Kraus operators satisfy $\sum_j X_j^\dagger X_j = I$ and \dagger denotes conjugate transpose of a matrix.

After that all the parties do the same job as in an ideal situation when we do not consider the effect of environmental noise in the said protocol. The intended remote state preparations are thereby completed.

The final output state ρ_i^{out} , where $i \in \{1, 2, 3, 4\}$ can be calculated as

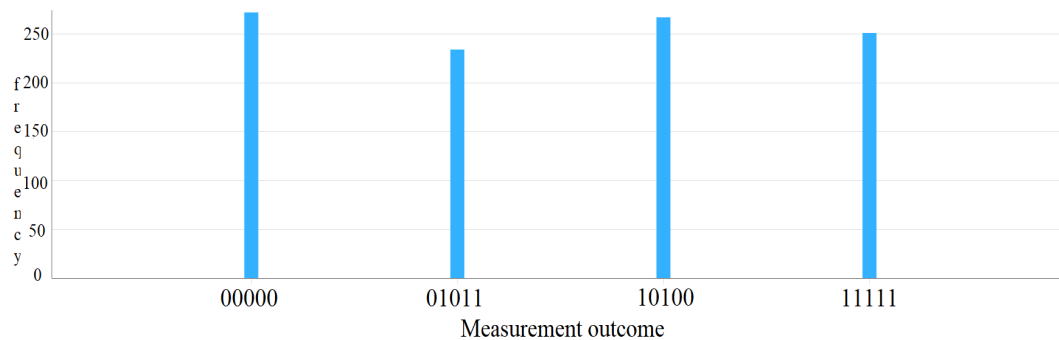


Figure 2: Quantum circuit

$$\rho_i^{out} = Tr_{a_1 a_2} \{M_i[\epsilon(\rho)]M_i^\dagger\}, \quad (8)$$

where partial trace is taken over the qubit pair (a_1, a_2) and M_i is given by

$$M_i = \{I_{a_1 a_2} \otimes (U^i)_{b_1} \otimes (V^i)_{c_1 c_2}\} \{|\xi_i\rangle_{a_1 a_2} \langle \xi_i| \otimes I_{b_1 c_1 c_2}\} \quad (9)$$

in which U^i s and V^i s are unitary operators given in Table 1.

The fidelity corresponding to the output state ρ_i^{out} can be computed as

$$F = \langle \Psi | \rho_i^{out} | \Psi \rangle, \quad (10)$$

where $|\Psi\rangle$ represents the ideal output state which is the same as the input state. In our proposed scheme, it is given by

$$|\Psi\rangle = (\alpha|0\rangle + \beta|1\rangle)_{b_1} \otimes (\gamma|00\rangle + \delta|11\rangle)_{c_1 c_2}.$$

In the following we separately discuss the effects of three types of noises on our otherwise ideally noise-free protocol.

4.1 Amplitude-damping noisy environment

The Kraus operator of an amplitude-damped noisy channel is expressed as:

$$X_0 = \begin{pmatrix} 1 & 0 \\ 0 & \sqrt{1-\lambda} \end{pmatrix} \quad X_1 = \begin{pmatrix} 0 & \sqrt{\lambda} \\ 0 & 0 \end{pmatrix},$$

where $\lambda \in [0, 1]$ indicates the decoherence rate of amplitude-damping noise.

Due to the random interaction with environment the energy of the quantum state will be dissipated. After the qubits b_1, c_1, c_2 are transmitted through the amplitude-damping noisy environment, the density matrix of the transformed quantum channel according to the formula (7) is given as (ignoring the constant factor)

$$\begin{aligned} \epsilon^{AD}(\rho) = & \left[(|00000\rangle + (1-\lambda)|01011\rangle + \sqrt{1-\lambda}|10100\rangle - (1-\lambda)^{3/2}|11111\rangle) \times (\langle 00000| \right. \\ & \left. + (1-\lambda)\langle 01011| + \sqrt{1-\lambda}\langle 10100| - (1-\lambda)^{3/2}\langle 11111|) \right] + \left[(\sqrt{\lambda(1-\lambda)}|01010\rangle \right. \\ & \left. - (1-\lambda)\sqrt{\lambda}|11110\rangle) \times (\sqrt{\lambda(1-\lambda)}\langle 01010| - (1-\lambda)\sqrt{\lambda}\langle 11110|) \right] + \left[(\sqrt{\lambda(1-\lambda)}|01001\rangle \right. \\ & \left. - (1-\lambda)\sqrt{\lambda}|11101\rangle) \times (\sqrt{\lambda(1-\lambda)}\langle 01001| - (1-\lambda)\sqrt{\lambda}\langle 11101|) \right] + \left[(\lambda|01000\rangle \right. \\ & \left. - \lambda\sqrt{1-\lambda}|11100\rangle) \times (\lambda\langle 01000| - \lambda\sqrt{1-\lambda}\langle 11100|) \right] + \left[(\sqrt{\lambda}|10000\rangle - (1-\lambda)\sqrt{\lambda}|11011\rangle) \right. \\ & \left. \times (\sqrt{\lambda}\langle 10000| - (1-\lambda)\sqrt{\lambda}\langle 11011|) \right] + (1-\lambda)\lambda^2 (|11010\rangle\langle 11010| + |11001\rangle\langle 11001|) \\ & + \lambda^3 (|11000\rangle\langle 11000|)_{a_1 a_2 b_1 c_1 c_2}. \end{aligned} \quad (11)$$

Now Alice performs her measurement with the measuring basis given in (5) and sends her measurement results to Bob and Candy classically. In order to get the desired state, Bob and Candy make appropriate unitary operations on their respective qubits.

As an illustration, suppose Alice's measurement outcome is $|\xi_2\rangle$. Therefore the density matrix of the final output state corresponding to the Alice's measurement outcome $|\xi_2\rangle$ according to the formula (8) is given by

$$\begin{aligned}
\rho_2^{AD} = & \left[\left(\alpha\delta|011\rangle + (1-\lambda)\alpha\gamma|000\rangle + \sqrt{1-\lambda}\beta\delta|111\rangle + (1-\lambda)^{3/2}\beta\gamma|100\rangle \right) \times \left(\alpha\delta\langle 011| \right. \right. \\
& + (1-\lambda)\alpha\gamma\langle 000| + \sqrt{1-\lambda}\beta\delta\langle 111| + (1-\lambda)^{3/2}\beta\gamma\langle 100| \left. \left. \right) \right] + \left[\left(-\sqrt{\lambda(1-\lambda)}\alpha\gamma|001\rangle \right. \right. \\
& - (1-\lambda)\sqrt{\lambda}\beta\gamma|101\rangle \left. \left. \right) \times \left(-\sqrt{\lambda(1-\lambda)}\alpha\gamma\langle 001| - (1-\lambda)\sqrt{\lambda}\beta\gamma\langle 101| \right) \right] \\
& + \left[\left(\sqrt{\lambda(1-\lambda)}\alpha\gamma|010\rangle + (1-\lambda)\sqrt{\lambda}\beta\gamma|110\rangle \right) \times \left(\sqrt{\lambda(1-\lambda)}\alpha\gamma\langle 010| + (1-\lambda)\sqrt{\lambda} \right. \right. \\
& \left. \left. \beta\gamma\langle 110| \right) \right] + \left[\left(-\lambda\alpha\gamma|011\rangle - \lambda\sqrt{1-\lambda}\beta\gamma|111\rangle \right) \times \left(-\lambda\alpha\gamma\langle 011| - \lambda\sqrt{1-\lambda}\beta\gamma\langle 111| \right) \right] \\
& + \left[\left(-\sqrt{\lambda}\beta\delta|011\rangle - (1-\lambda)\sqrt{\lambda}\beta\gamma|000\rangle \right) \times \left(-\sqrt{\lambda}\beta\delta\langle 011| - (1-\lambda)\sqrt{\lambda}\beta\gamma\langle 000| \right) \right] \\
& + (1-\lambda)\lambda^2\beta\gamma \left(|001\rangle\langle 001| + |010\rangle\langle 010| \right) + \lambda^3\beta\gamma \left(|011\rangle\langle 011| \right)_{b_1c_1c_2}. \tag{12}
\end{aligned}$$

The fidelity of the final output state can be obtained according to the formula (10) as

$$\begin{aligned}
F_1 &= \langle \Psi | \rho_2^{AD} | \Psi \rangle \\
&= \left(\alpha^2\delta^2 + (1-\lambda)\alpha^2\gamma^2 + \sqrt{1-\lambda}\beta^2\delta^2 + (1-\lambda)^{3/2}\beta^2\gamma^2 \right)^2 + \left(\lambda\alpha^2\gamma\delta + \lambda\sqrt{1-\lambda}\beta^2\gamma\delta \right)^2 \\
&\quad + \left(\sqrt{\lambda}\alpha\beta\delta^2 + (1-\lambda)\sqrt{\lambda}\alpha\beta\gamma^2 \right)^2 + \lambda^3\alpha^2\beta^2\gamma^2\delta^2.
\end{aligned}$$

4.2 Phase-flip noisy environment

The Kraus operators for the phase-flip noisy environment are given below:

$$X_0 = \sqrt{1-\mu} \begin{pmatrix} 1 & 0 \\ 0 & 1 \end{pmatrix} \quad X_1 = \sqrt{\mu} \begin{pmatrix} 1 & 0 \\ 0 & -1 \end{pmatrix},$$

where $\mu \in [0, 1]$ defines the noise parameter in phase-flip noisy environment.

Since the qubits b_1, c_1, c_2 are transferred through the phase flip noisy environment, according to the equation (7) the density matrix of the quantum channel is transformed into

$$\begin{aligned}
\epsilon^{PF}(\rho) = & (1-\mu)^3 \left[(|00000\rangle + |01011\rangle + |10100\rangle - |11111\rangle) \times (\langle 00000| + \langle 01011| + \langle 10100| - \langle 11111|) \right] \\
& + 2(1-\mu)^2\mu \left[(|00000\rangle - |01011\rangle + |10100\rangle + |11111\rangle) \times (\langle 00000| - \langle 01011| + \langle 10100| + \langle 11111|) \right] \\
& + (1-\mu)\mu^2 \left[(|00000\rangle + |01011\rangle + |10100\rangle - |11111\rangle) \times (\langle 00000| + \langle 01011| + \langle 10100| - \langle 11111|) \right] \\
& + (1-\mu)^2\mu \left[(|00000\rangle + |01011\rangle - |10100\rangle + |11111\rangle) \times (\langle 00000| + \langle 01011| - \langle 10100| + \langle 11111|) \right] \\
& + 2(1-\mu)\mu^2 \left[(|00000\rangle - |01011\rangle - |10100\rangle - |11111\rangle) \times (\langle 00000| - \langle 01011| - \langle 10100| - \langle 11111|) \right] \\
& + \mu^3 \left[(|00000\rangle + |01011\rangle - |10100\rangle + |11111\rangle) \times (\langle 00000| + \langle 01011| - \langle 10100| + \langle 11111|) \right].
\end{aligned}$$

This can be written as

$$\epsilon^{PF}(\rho) = \left((1-\mu)^3 + (1-\mu)\mu^2 \right) \times \left[(|00000\rangle + |01011\rangle + |10100\rangle - |11111\rangle) \times (\langle 00000|
\right.$$

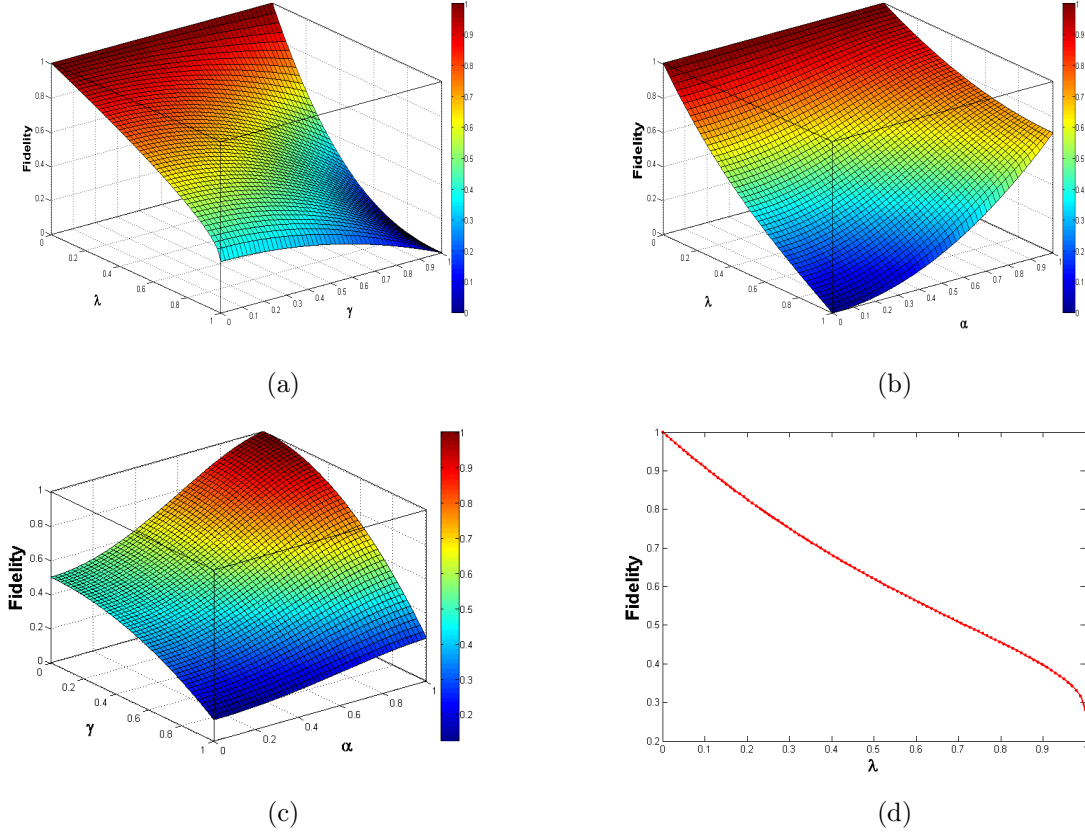


Figure 3: (a): Variation of fidelity F_1 with γ and λ when $|S_1\rangle = (\sqrt{0.3}|0\rangle + \sqrt{0.7}|1\rangle)$ (b): Variation of fidelity F_1 with α and λ when $|S_2\rangle = (\sqrt{0.3}|00\rangle + \sqrt{0.7}|11\rangle)$ (c): Variation of fidelity F_1 with α and γ when $\nu = 0.5$ (d) Variation of fidelity F_1 with λ when $|S_1\rangle = (\sqrt{0.4}|0\rangle + \sqrt{0.6}|1\rangle)$ and $|S_2\rangle = (\sqrt{0.3}|00\rangle + \sqrt{0.7}|01\rangle)$.

$$\begin{aligned}
& + \langle 01011| + \langle 10100| - \langle 11111|) \Big] + 2(1 - \mu)^2 \mu \Big[(|00000\rangle - |01011\rangle + |10100\rangle \\
& + |11111\rangle) \times (\langle 00000| - \langle 01011| + \langle 10100| + \langle 11111|) \Big] + \left((1 - \mu)^2 \mu + \mu^3 \right) \\
& \times \left[(|00000\rangle + |01011\rangle - |10100\rangle + |11111\rangle) \times (\langle 00000| + \langle 01011| - \langle 10100| \right. \\
& \left. + \langle 11111|) \right] + 2(1 - \mu)\mu^2 \left[(|00000\rangle - |01011\rangle - |10100\rangle - |11111\rangle) \times (\langle 00000| \right. \\
& \left. - \langle 01011| - \langle 10100| - \langle 11111|) \right]_{a_1 a_2 b_1 c_1 c_2}.
\end{aligned}$$

Now Alice makes the measurement with her measuring basis given in (5) and communicates with Bob and Candy classically. In order to obtain the intended state, Bob and Candy make appropriate unitary operations on their respective qubits.

As an illustration, suppose Alice's measurement outcome is $|\xi_2\rangle$. Therefore the density matrix of the final output states corresponding to Alice's measurement outcome $|\xi_2\rangle$ according to the formula (8) is given by

$$\begin{aligned}
\rho_2^{PF} = & \left((1-\mu)^3 + (1-\mu)\mu^2 \right) \times \left[(\alpha\delta|011\rangle + \alpha\gamma|000\rangle + \beta\delta|111\rangle + \beta\gamma|100\rangle) \times (\alpha\delta\langle 011| \right. \\
& + \alpha\gamma\langle 000| + \beta\delta\langle 111| + \beta\gamma\langle 100|) \left. \right] + 2(1-\mu)^2\mu \left[(\alpha\delta|011\rangle - \alpha\gamma|000\rangle + \beta\delta|111\rangle \right. \\
& - \beta\gamma|100\rangle) \times (\alpha\delta\langle 011| - \alpha\gamma\langle 000| + \beta\delta\langle 111| - \beta\gamma\langle 100|) \left. \right] + \left((1-\mu)^2\mu + \mu^3 \right) \\
& \times \left[(\alpha\delta|011\rangle + \alpha\gamma|000\rangle - \beta\delta|111\rangle - \beta\gamma|100\rangle) \times (\alpha\delta\langle 011| + \alpha\gamma\langle 000| - \beta\delta\langle 111| \right. \\
& - \beta\gamma\langle 100|) \left. \right] + 2(1-\mu)\mu^2 \left[(\alpha\delta|011\rangle - \alpha\gamma|000\rangle - \beta\delta|111\rangle + \beta\gamma|100\rangle) \times (\alpha\delta\langle 011| \right. \\
& \left. - \alpha\gamma\langle 000| - \beta\delta\langle 111| + \beta\gamma\langle 100|) \right]_{b_1 c_1 c_2}.
\end{aligned}$$

The fidelity of the output state with respect to Alice's measurement result $|\xi_2\rangle$ can be obtained according to the formula (10) as

$$\begin{aligned}
F_2 = & \langle \Psi | \rho_2^{PF} | \Psi \rangle \\
= & \left((1-\mu)^3 + (1-\mu)\mu^2 \right) + \left(2(1-\mu)^2\mu(\delta^2 - \gamma^2)^2 \right) + \left((1-\mu)^2\mu + \mu^3 \right) (\alpha^2 - \beta^2)^2 \\
& + 2(1-\mu)\mu^2(\alpha^2 - \beta^2)^2(\delta^2 - \gamma^2)^2.
\end{aligned}$$

4.3 Bit-flip noisy environment

The Kraus operators for the bit-flip noisy environment are given by

$$X_0 = \begin{pmatrix} \sqrt{1-\nu} & 0 \\ 0 & \sqrt{1-\nu} \end{pmatrix} = \sqrt{1-\nu}I \quad X_1 = \begin{pmatrix} 0 & \sqrt{\nu} \\ \sqrt{\nu} & 0 \end{pmatrix} = \sqrt{\nu}\sigma_x,$$

where $\nu \in [0, 1]$ indicates the noise intensity parameter in bit-flip noisy environment.

According to the formula given in (7), the density matrix of the transformed entangled channel (as the qubits b_1, c_1, c_2 pass through a bit-flip noisy environment channel) is given by

$$\begin{aligned}
\epsilon^{BF}(\rho) = & (1-\nu)^3 \left[(|00000\rangle + |01011\rangle + |10100\rangle - |11111\rangle) \times (\langle 00000| + \langle 01011| + \langle 10100| - \langle 11111|) \right] \\
& + (1-\nu)^2\nu \left[(|00001\rangle + |01010\rangle + |10101\rangle - |11110\rangle) \times (\langle 00001| + \langle 01010| + \langle 10101| - \langle 11110|) \right] \\
& + (1-\nu)^2\nu \left[(|00010\rangle + |01001\rangle + |10110\rangle - |11101\rangle) \times (\langle 00010| + \langle 01001| + \langle 10110| - \langle 11101|) \right] \\
& + \nu^2(1-\nu) \left[(|00011\rangle + |01000\rangle + |10111\rangle - |11100\rangle) \times (\langle 00011| + \langle 01000| + \langle 10111| - \langle 11100|) \right] \\
& + (1-\nu)^2\nu \left[(|00100\rangle + |01111\rangle + |10000\rangle - |11011\rangle) \times (\langle 00100| + \langle 01111| + \langle 10000| - \langle 11011|) \right] \\
& + \nu^2(1-\nu) \left[(|00101\rangle + |01110\rangle + |10001\rangle - |11010\rangle) \times (\langle 00101| + \langle 01110| + \langle 10001| - \langle 11010|) \right] \\
& + \nu^2(1-\nu) \left[(|00110\rangle + |01101\rangle + |10010\rangle - |11001\rangle) \times (\langle 00110| + \langle 01101| + \langle 10010| - \langle 11001|) \right] \\
& + \nu^3 \left[(|00111\rangle + |01100\rangle + |10011\rangle - |11000\rangle) \times (\langle 00111| + \langle 01100| + \langle 10011| - \langle 11000|) \right].
\end{aligned}$$

Now Alice performs the measurement on her two qubits a_1, a_2 with the basis given in (5) and

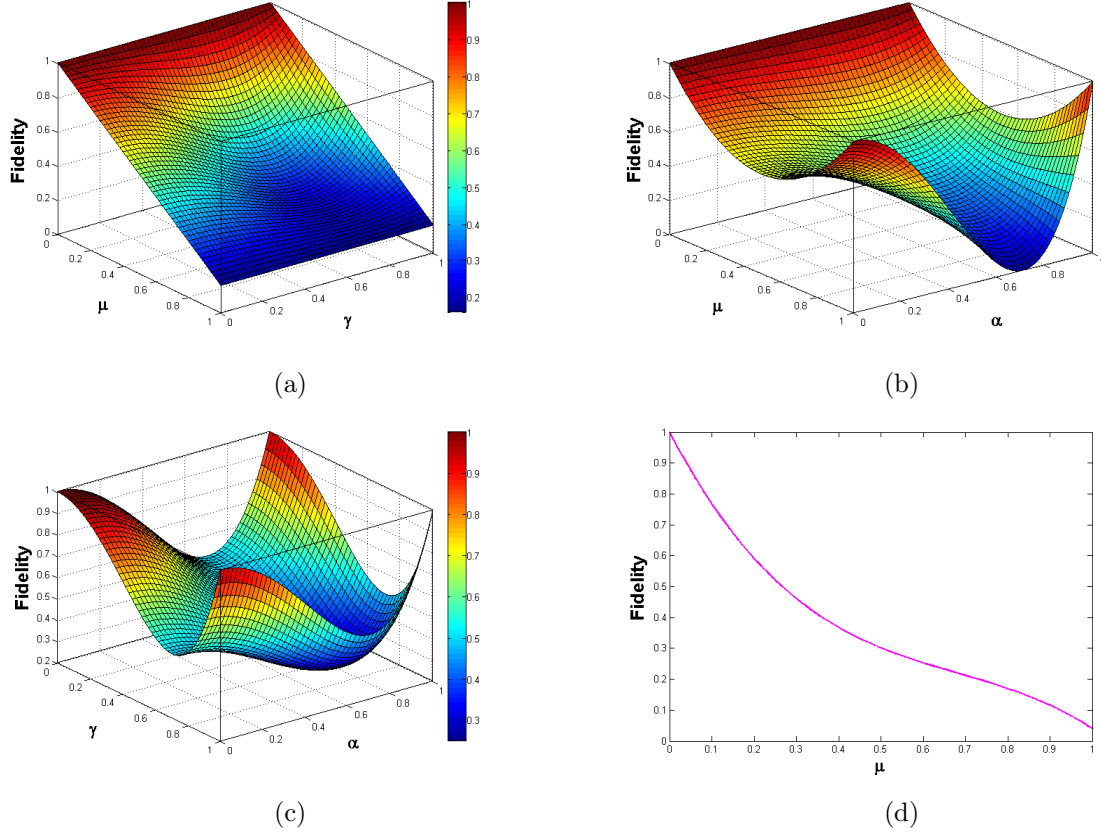


Figure 4: (a): Variation of fidelity F_2 with γ and μ when $|S_1\rangle = (\sqrt{0.3}|0\rangle + \sqrt{0.7}|1\rangle)$ (b): Variation of fidelity F_2 with α and μ when $|S_2\rangle = (\sqrt{0.3}|00\rangle + \sqrt{0.7}|11\rangle)$ (c): Variation of fidelity F_2 with α and γ when $\nu = 0.5$ (d) Variation of fidelity F_2 with μ when $|S_1\rangle = (\sqrt{0.4}|0\rangle + \sqrt{0.6}|1\rangle)$ and $|S_2\rangle = (\sqrt{0.3}|00\rangle + \sqrt{0.7}|01\rangle)$.

sends the outcome results classically to Bob and Candy. In order to obtain the intended state, Bob and Candy make appropriate unitary operations on their respective qubits.

As an illustration, suppose Alice's measurement outcome is $|\xi_2\rangle$. Then Bob and Candy apply an appropriate unitary operations $(\sigma_z)_{b_1}$ and $(\sigma_x)_{c_1} \otimes (\sigma_x \sigma_z)_{c_2}$ on their respective qubits. Therefore, according to the formula given in (8) the reduced density matrix of the final output state corresponding to Alice's measurement result $|\xi_2\rangle$ is given by

$$\begin{aligned}
 \rho_2^{BF}(\rho) = & (1 - \nu)^3 \left[(\alpha\delta|011\rangle + \alpha\gamma|000\rangle + \beta\delta|111\rangle + \beta\gamma|100\rangle) \times (\alpha\delta\langle 011| + \alpha\gamma\langle 000| + \beta\delta\langle 111| \right. \\
 & \left. + \beta\gamma\langle 100|) \right] + (1 - \nu)^2 \nu \left[(-\alpha\delta|010\rangle - \alpha\gamma|001\rangle - \beta\delta|110\rangle - \beta\gamma|101\rangle) \times (-\alpha\delta\langle 010| - \alpha\gamma\langle 001| \right. \\
 & \left. - \beta\delta\langle 110| - \beta\gamma\langle 101|) \right] + (1 - \nu)^2 \nu \left[(\alpha\delta|001\rangle + \alpha\gamma|010\rangle + \beta\delta|101\rangle + \beta\gamma|110\rangle) \times (\alpha\delta\langle 001| \right. \\
 & \left. + \alpha\gamma\langle 010| + \beta\delta\langle 101| + \beta\gamma\langle 110|) \right] + \nu^2 (1 - \nu) \left[(-\alpha\delta|000\rangle - \alpha\gamma|011\rangle - \beta\delta|100\rangle - \beta\gamma|111\rangle) \right. \\
 & \left. \times (-\alpha\delta\langle 000| - \alpha\gamma\langle 011| - \beta\delta\langle 100| - \beta\gamma\langle 111|) \right] + (1 - \nu)^2 \nu \left[(-\alpha\delta|111\rangle - \alpha\gamma|100\rangle - \beta\delta|011\rangle \right. \\
 & \left. + \beta\gamma|110\rangle) \times (-\alpha\delta\langle 111| - \alpha\gamma\langle 100| - \beta\delta\langle 011| + \beta\gamma\langle 110|) \right]
 \end{aligned}$$

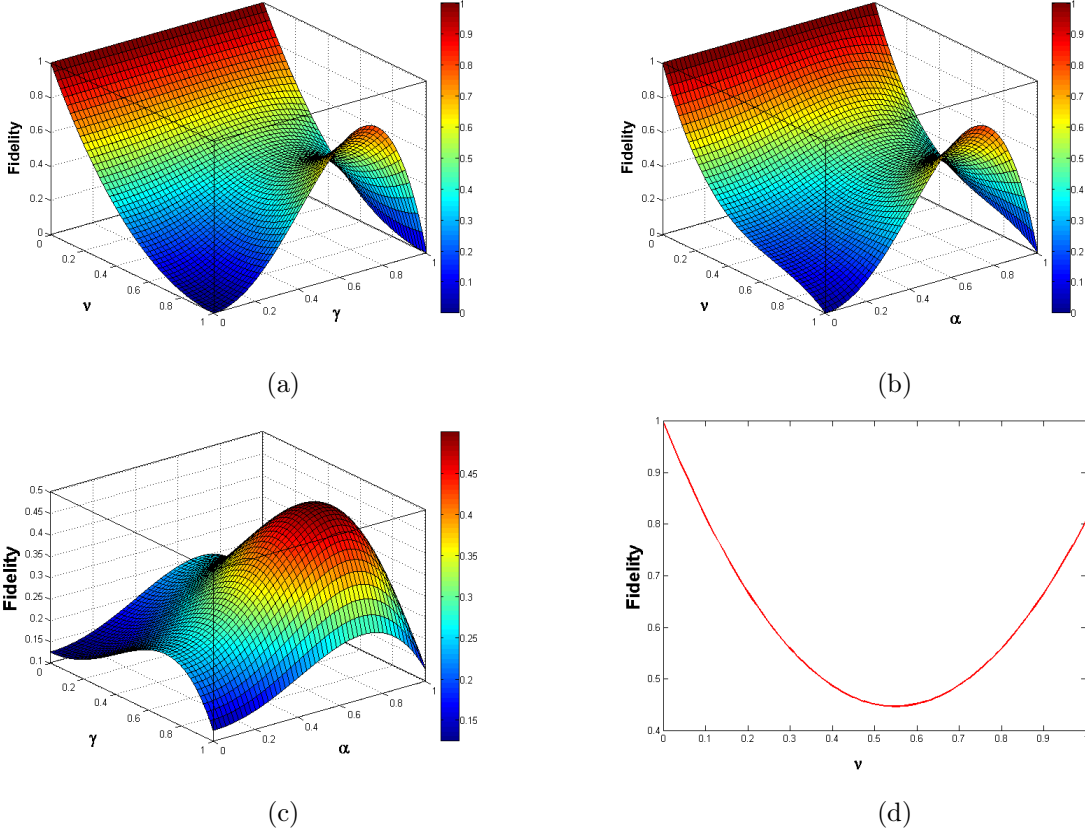


Figure 5: (a): Variation of fidelity F_3 with γ and μ when $|S_1\rangle = (\sqrt{0.3}|0\rangle + \sqrt{0.7}|1\rangle)$ (b): Variation of fidelity F_3 with α and μ when $|S_2\rangle = (\sqrt{0.3}|00\rangle + \sqrt{0.7}|11\rangle)$ (c): Variation of fidelity F_3 with α and γ when $\nu = 0.5$ (d) Variation of fidelity F_3 with μ when $|S_1\rangle = (\sqrt{0.4}|0\rangle + \sqrt{0.6}|1\rangle)$ and $|S_2\rangle = (\sqrt{0.3}|00\rangle + \sqrt{0.7}|01\rangle)$.

$$\begin{aligned}
& -\beta\gamma|000\rangle) \times (-\alpha\delta\langle 111| - \alpha\gamma\langle 100| - \beta\delta\langle 011| - \beta\gamma\langle 000|) \Big] + \nu^2(1-\nu) \Big[(\alpha\delta\langle 110| + \alpha\gamma\langle 101| \\
& + \beta\delta\langle 010| + \beta\gamma\langle 001|) \times (\alpha\delta\langle 110| + \alpha\gamma\langle 101| + \beta\delta\langle 010| + \beta\gamma\langle 001|) \Big] + \nu^2(1-\nu) \Big[(-\alpha\delta\langle 101| \\
& - \alpha\gamma\langle 110| - \beta\delta\langle 001| - \beta\gamma\langle 010|) \times (-\alpha\delta\langle 101| - \alpha\gamma\langle 110| - \beta\delta\langle 001| - \beta\gamma\langle 010|) \Big] + \nu^3 \\
& \times \Big[(\alpha\delta\langle 100| + \alpha\gamma\langle 111| + \beta\delta\langle 000| + \beta\gamma\langle 011|) \times (\alpha\delta\langle 100| + \alpha\gamma\langle 111| + \beta\delta\langle 000| + \beta\gamma\langle 011|) \Big].
\end{aligned}$$

The fidelity of the final output state can be obtained according to the formula (10) as

$$\begin{aligned}
F_3 &= \langle \Psi | \rho_2^{BF} | \Psi \rangle \\
&= (1-\nu)^3 + 4\nu^2(1-\nu)\gamma^2\delta^2 + 4(1-\nu)^2\nu\alpha^2\beta^2 + 16\nu^3\alpha^2\beta^2\gamma^2\delta^2.
\end{aligned}$$

5 Discussion and Conclusion

The speciality of the noisy environment considered here is that all the qubits which are transmitted experience noise individually, that is, there is no correlation regarding the noisy environment

between two qubits even when they are sent to the same party in the same prevalent noisy environment. This is reflected in the expression of equation (7) where the ‘ \sum ’ is over the indices l, m and n . It is known that there are other types of noises than those considered here which can be modeled using the Kraus operator. There is no intrinsic reason for our consideration of only these three types of representative noises. Also it is known that the effect of noise can be minimized by executing weak and reversal measurements. In the present context we have not considered the effects of such noise-minimizing mechanisms. That would have warranted a separate work by themselves. Nonetheless, these are important aspects of communication that can be taken up in future works.

It is interesting to see the variation of fidelity with the variation of other parameters given in Figures 3, Figure 4 and Figure 5. The common feature is that the fidelity in all cases go to unit value as the noise parameter tends to zero. This is as should be expected since with the noise parameter going to zero we approach the perfect remote state preparation protocol described in section 2 where the value of fidelity is 1.

Further the communication scheme presented here is a multi-tasking protocol where more than one quantum information tasks are performed with the help of a single entanglement resource. With the increase in the complex nature of the jobs to be performed there is an increased necessity of entanglement with more number of qubits serving the communication scheme. Multi-partite entanglement is difficult to produce. Here our necessity is of a five-qubit entanglement. Preparation of the entanglement resource is designed in section 3 and is run on IBM platform.

Acknowledgement This work is supported by the Indian Institute of Engineering Science and Technology, Shibpur.

Data availability statement Our manuscript has no associated data.

Conflict of interest On behalf of all authors, the corresponding author states that there is no conflict of interest.

References

- [1] Bennett, C. H., Brassard, G., Crepeau, C., Jozsa, R., Peres, A., Wootters, W.K.: Teleporting an unknown quantum state via dual classical and Einstein-Podolsky-Rosen channels. *Phys. Rev. Lett.* 70, 1895-1899 (1993).
- [2] Karlsson, A., Bourennane, M.: Quantum teleportation using three-particle entanglement. *Phys. Rev. A* 58, 4394 (1998).
- [3] Zhang, Z.J., Man, Z.X.: Many-agent controlled teleportation of multi-qubit quantum information. *Phys. Lett. A* 341(1), 55-59 (2005).
- [4] Zhang, Z.J.: Controlled teleportation of an arbitrary n-qubit quantum information using quantum secret sharing of classical message. *Phys. Lett. A* 352(1), 55–58 (2006).
- [5] Gao, T., Yan, F.L., Li, Y.C.: Optimal controlled teleportation. *EPL* 84, 50001 (2008).

- [6] Liu, J.-C., Li, Y.-H., Nie, Y.-Y.: Controlled teleportation of an arbitrary two-particle pure or mixed state by using a five-qubit cluster state. *Int. J. Theor. Phys.* 49, 1976–1984 (2010).
- [7] Hou, K., Bao, D.Q., Zhu, C.J., Yang, Y.P.: Controlled teleportation of an arbitrary two-qubit entanglement in noises environment. *Quantum Inf. Process.* 18, 1 (2019).
- [8] Chen, J., Li, D., Liu, M., Yang, Y., Zhou, Q.: Quantum controlled teleportation of Bell state using sevenqubit entangled state. *Int. J. Theor. Phys.* 59, 1402 (2020).
- [9] Sisodia, M.: A theoretical study of controlled quantum teleportation scheme for n-qubit quantum state. *Int. J. Theor. Phys.* 61, 270 (2022).
- [10] Li, Y.H., Nie, L.P.: Bidirectional controlled teleportation by using a five-qubit composite GHZ-bell state. *Int. J. Theor. Phys.* 52, 1630 - 1634 (2013).
- [11] Choudhury, B.S., Samanta, S: Asymmetric Bidirectional 3 and 2 Qubit Teleportation Protocol Between Alice and Bob Via 9-qubit Cluster State. *Int. J. Theor. Phys.* 56:3285-3296 (2017).
- [12] Zhou, R.G., Xu, R., Lan, H.: Bidirectional quantum teleportation by using six-qubit cluster state. *IEEE Access* 7, 44269 (2019).
- [13] Zhou, R-G., Zhang, Y-N.: Bidirectional quantum controlled teleportation of three-qubit state by using GHZ states. *Int. J. Theor. Phys.* 58, 3594 - 3601 (2019).
- [14] Jiang, S.X., Zhou, R.G., Luo, G., Liang, X., Fan, P.: Controlled bidirectional quantum teleportation of arbitrary single qubit via a non-maximally entangled state. *Int. J. Theor. Phys.* 59, 2966 (2020).
- [15] Kazemikhah, P., Aghababa, H.: Bidirectional quantum teleportation of an arbitrary number of qubits by using four qubit cluster state. *Int. J. Theor. Phys.* 60, 378 (2021).
- [16] Choudhury, B.S., Samanta, S.: Asymmetric bidirectional quantum state exchange between Alice and Bob through a third party. *Optik* 231, 166435 (2021).
- [17] Agrawal, P., Pati, A.K.: Probabilistic quantum teleportation. *Phys. Lett. A* 305, 12–17 (2002).
- [18] Yu, L.Z., Wu, T.: Probabilistic teleportation of three qubit entangled state via five-qubit cluster state. *Int. J. Theor. Phys.* 52, 1461–1465 (2013).
- [19] Yan, F., Yan, T.: Probabilistic teleportation via a non-maximally entangled GHZ state. *Chin. Sci. Bull.* 55, 902 - 906 (2010).
- [20] Li, H., Li, J., Chen, X.: Probabilistic quantum teleportation of shared quantum secret. *Chinese Physics B* 31(9),090303 (2022).
- [21] Meng, Z., Zhang, S.-F., Cheng, L.-Y., Wang, H.-F.: Probabilistic resumable quantum teleportation for an arbitrary two-qubit entangled state with different quantum channels. *Laser Physics* 33(2),025201 (2023).

- [22] Javed, S., Pandey, R.K., Yadav, P.S., Prakash, R., Prakash, H.: Probabilistic Quantum Teleportation via 3-Qubit Non-maximally Entangled GHZ State by Repeated Generalized Measurements. *Int. J. Theor. Phys.* 62, 1 (2023).
- [23] Chen, Y.-X., Du, J., Liu, S.-Y., Wang, X.-H.: Cyclic quantum teleportation. *Quantum Inf. Process.* 16(8),201 (2017).
- [24] Zhang, W., Li, B., Zhang, Z.: Cyclic deterministic bidirectional quantum controlled teleportation with maximally seven-qubit entangled state. *Laser Physics Letters* 17(12),125202 (2020).
- [25] Wu, F., Bai, M.-Q., Zhang, Y.-C., Liu, R.-J., Mo, Z.-W.: Cyclic and cyclic controlled quantum teleportation in a high-dimension system. *Int. J. Quantum Inf.* 18(4),2050012 (2020).
- [26] Choudhury, B.S., Samanta, S.: A controlled protocol for asymmetric cyclic quantum state transfer between three parties. *Physica Scripta* 95(1),015101 (2020).
- [27] Zhou, R.-G., Ling, C.: Asymmetric cyclic controlled quantum teleportation by using nine-qubit entangled state. *Int. J. Theor. Phys.* 60(9), 3435-3459 (2021).
- [28] Verma, V., Yadav, D., Mishra, D.K.: Improvement on cyclic controlled teleportation by using a seven-qubit entangled state. *Optical and Quantum Electronics* 53(8),448 (2021).
- [29] Zhan, H.-T., Yu, X.-T., Xiong, P.-Y., Zhang, Z.-C.: Multi-hop teleportation based on W state and EPR pairs. *Chinese Physics B* 25(5),050305 (2016).
- [30] Choudhury, B.S., Samanta, S.: A perfect multi-hop teleportation scheme for transfer of five-qubit entangled states using intermediate nodes. *Journal of Modern Optics* 65(12), 1479-1485 (2018).
- [31] Zhou, X.-Z., Yu, X.-T., Zhang, Z.-C.: Multi-hop teleportation of an unknown qubit state based on W states. *Int. J. Theor. Phys.* 57(4), 981-993 (2018).
- [32] Wang, J., Huang, L., Shu, L.: Deterministic multi-hop teleportation of arbitrary single qubit state via partially entangled GHZ-type state. *Int. J. Theor. Phys.* 60(6), 2206-2215 (2021).
- [33] Fatahi, N.: Multi-hop teleportation of N-qubit state via Bell states. *Modern Physics Letters A* 36(8),2150053 (2021).
- [34] Pati, A.K.: Minimum classical bit for remote preparation and measurement of a qubit *Phys. Rev. A* 63 (2001) 014302.
- [35] Zhou, K., Shi, L., Wei, J., Xue, Y., Tang, J.: Deterministic controlled remote state preparation of arbitrary real-parameter multi-qubit states via three-qubit entangled states. *ACM International Conference Proceeding Series* 159-163 (2019).
- [36] Zha, X.-W., Yu, X.-Y., Cao, Y.: Tripartite controlled remote state preparation via a seven-qubit entangled state and three auxiliary particles. *Int. J. Theor. Phys.* 58(1), 282-293 (2019).
- [37] Sang, Z.-W.: Controlled remote state preparation of an eight-qubit entangled state. *Int. J. Theor. Phys.* 59(10), 3229-3234 (2020).

- [38] Choudhury, B.S., Samanta, S.: Perfect joint remote state preparation of arbitrary six-qubit cluster-type states. *Quantum Inf Process* (2018) 17:175.
- [39] Sang, M.-H., Yu, S.-D.: Controlled Joint Remote State Preparation of an Arbitrary Equatorial Two-Qubit State. *Int. J. Theor. Phys.* 58(9), 2910-2913 (2019).
- [40] Peng, J.-Y., Bai, M.-Q., Tang, L., Yang, Z., Mo, Z.-W.: Perfect controlled joint remote state preparation of arbitrary multi-qubit states independent of entanglement degree of the quantum channel. *Quantum Inf. Process.* 20(10),340 (2021).
- [41] Jia-yin, P., Hong-xuan, L.: Cyclic Remote State Preparation. *Int. J. Theor. Phys.* 60(4), 1593-1602 (2021).
- [42] Mandal, M.K., Choudhury, B.S., Samanta, S.: Cyclic controlled remote state preparation protocol initiated by a mentor for qubits. *Optical and Quantum Electronics* 54(9),602 (2022).
- [43] Ma, P.-C., Chen, G.-B., Li, X.-W., Zhan, Y.-B.: Cyclic controlled remote state preparation in the three-dimensional system. *Laser Physics Letters* 19(11),115204 (2022).
- [44] Li, Y.-H., Qiao, Y., Sang, M.-H., Nie, Y.-Y.: Bidirectional Controlled Remote State Preparation of an Arbitrary Two-Qubit State. *Int. J. Theor. Phys.* 58(7), 2228-2234 (2019).
- [45] Gu, J.-R., Liu, J.-M.: Deterministic controlled bidirectional remote state preparation in dissipative environments. *Communications in Theoretical Physics* 74(7),075101 (2022).
- [46] Choudhury, B.S., Mandal, M.K., Samanta, S., Dolai, B.: A bidirectional hybrid quantum communication scheme for a known and an unknown qubit. *Quantum Studies: Mathematics and Foundations* [Doi.org/10.1007/s40509-022-00284-y](https://doi.org/10.1007/s40509-022-00284-y) (2022).
- [47] Choudhury, B.S., Samanta, S.: A Controlled Asymmetric Quantum Conference. *Int. J. Theor. Phys.* 61(2),14 (2022).
- [48] Zhao, H., Huang, L.: Effects of noise on joint remote state preparation of an arbitrary equatorial two-qubit state. *Int. J. Theor. Phys.* 56, 720-728 (2017).
- [49] Sun, L., Wu, S., Qu, Z., Wang, M., Wang, X.: The effect of quantum noise on two different deterministic remote state preparation of an arbitrary three-particle state protocols. *Quantum Inf. Process.* 17, 1-18, (2018).
- [50] Jiang, S.-X., Zhou, R.-G., Xu, R., Luo, G.: Cyclic hybrid double-channel quantum communication via Bell-state and GHZ-state in noisy environments. *IEEE Access* 7,8737687, 80530-80541 (2019).
- [51] Jiang, S.X.: Enhancing remote state preparation via five-qubit cluster state in noisy environments. *Optical and Quantum Electronics* 53(2),104 (2021).
- [52] Gong, L., Chen, X.-B., Xu, G., Chang, Y., Yang, Y.-X.: Multi-party controlled cyclic hybrid quantum communication protocol in noisy environment. *Quantum Inf. Process.* 21(11),375 (2022).