

Vision-Language Models Performing Zero-Shot Tasks Exhibit Gender-based Disparities

Melissa Hall

Laura Gustafson

Aaron Adcock

Ishan Misra

Candace Ross

Meta AI

melissahall@meta.com, ccross@meta.com

Abstract

We explore the extent to which zero-shot vision-language models exhibit gender bias for different vision tasks. Vision models traditionally required task-specific labels for representing concepts, as well as finetuning; zero-shot models like CLIP instead perform tasks with an open-vocabulary, meaning they do not need a fixed set of labels, by using text embeddings to represent concepts. With these capabilities in mind, we ask: Do vision-language models exhibit gender bias when performing zero-shot image classification, object detection and semantic segmentation? We evaluate different vision-language models with multiple datasets across a set of concepts and find (i) all models evaluated show distinct performance differences based on the perceived gender of the person co-occurring with a given concept in the image and that aggregating analyses over all concepts can mask these concerns; (ii) model calibration (i.e. the relationship between accuracy and confidence) also differs distinctly by perceived gender, even when evaluating on similar representations of concepts; and (iii) these observed disparities align with existing gender biases in word embeddings from language models. These findings suggest that, while language greatly expands the capability of vision tasks, it can also contribute to social biases in zero-shot vision settings. Furthermore, biases can further propagate when foundational models like CLIP are used by other models to enable zero-shot capabilities.

1 Introduction

Natural language has greatly expanded the capabilities of vision models during inference, going from fixed vocabularies of visual concepts to essentially limitless concepts. Vision-language models, such as CLIP (Radford et al., 2021) and ALIGN (Jia et al., 2021), are a powerful means for representation learning of concepts. These models have impressive zero-shot image recognition capabilities wherein, at test time, the language embeddings

corresponding to new visual classes can serve as a classifier. While such a broad range of recognition abilities is convenient, it also makes these models harder to analyze from a fairness perspective as the model’s recognition vocabulary is not fixed and is infinitely large.

Prior works have focused on measuring biases in multimodal word embeddings (Ross et al., 2021; Wang et al., 2021) as well as for language and vision models separately (Caliskan et al. (2017); May et al. (2019); Blodgett et al. (2020); Fabbrizzi et al. (2022)). Other works have measured differential performance of multi-modal models for a small specific vocabulary and find that models contain social biases perpetuating harmful stereotypes. Examples include disproportionate associations between demographic groups around criminality and dehumanization (Agarwal et al., 2021), with methods using adversarial tuning (Goyal et al., 2022). Thus, while works extensively study models with a fixed vocabulary and set of tasks, they do not inspect the performance of language-vision models in zero-shot settings with an open vocabulary, and they do not investigate how biases may propagate between models.

We measure and explore the gender bias in zero-shot, multi-label image classification by probing CLIP and in the two downstream tasks of object detection using Detic (Zhou et al., 2022) and semantic segmentation using LSeg (Li et al., 2022). Probing these three zero-shot vision-language models for gender bias, our contributions are as follows:

1. We show that zero-shot vision-language models show *gender-based performance disparities* for many visual concepts. For a given concept, the models perform better when the concept co-occurs with a person with a specific perceived gender as opposed to other genders. Furthermore, we find that aggregating disparity analyses over all concepts can mask these concerns.

2. For object detection and segmentation models, the *calibration between model performance and confidence also differs by gender across concepts*. The models treat comparable samples differently depending on the perceived gender of the person in the image.
3. Lastly, we find that the *biases in word embeddings parallel the biases in the zero-shot vision-language models*. This supports concerns that biases in existing language models may persist in vision tasks that leverage similar language capabilities.

These findings suggest that using language models as supervision may parallel or magnify the biases in vision models, and that biases can propagate when CLIP is used by other models to enable zero-shot capabilities.

2 Framework

2.1 Generating Predictions

Our analysis focuses on evaluating zero-shot classification, detection, and segmentation models during inference. In particular, we investigate CLIP_{ViT-B/32} (Radford et al., 2021; Dosovitskiy et al., 2020), a contrastive model that, given an image and corresponding text, outputs the cosine similarity between the two modalities using separate language and vision encoders. Due to its design, CLIP can perform zero-shot image classification by using an object class as the text input. We also study two models that utilize CLIP for zero-shot detection, Detic (Zhou et al., 2022), and semantic segmentation, LSeg (Li et al., 2022). We evaluate these models in the zero-shot setting and they are intentionally not trained on the object classes in the evaluation dataset.

We use a shared process to allow for a side-by-side of comparison of performance disparities between these three models. Assume a set of images I and a set of object classes C , where each image has a set of ground-truth object classes present in the image and a single associated gender label¹.

For a given image $i \in I$,

- a (multi-label) image classifier outputs a set of object classes $C_{pred} \subseteq C$ that are predicted to be contained in the image
- object detection outputs N bounding boxes, where each bounding box is associated with a single label $c_{pred} \in C$

- semantic segmentation produces a single label $c_{pred} \in C$ for every pixel in the image.

We use Detic’s bounding box object predictions and LSeg’s pixel-by-pixel classifications as binary indicators of the model’s recognition of the concept in the image.

2.2 Computing Gender-based Disparities

For each concept $c \in C$, we explore how the models differ during inference when the gender of the people that are depicted in images changes. Specifically, we focus on images containing men, \mathcal{D}_{men} , versus images containing women, \mathcal{D}_{women} .

We primarily use the Visual Genome dataset (Krishna et al., 2016), which contains 108k images. Each image is annotated with a set of bounding boxes and one object label per box. The labels correspond to synsets from WordNet (Miller, 1995), where each synset is a node representing a singular concept in a tree of nodes. Visual Genome contains human-annotated synsets tagging objects (e.g. labels such as `baseball bat` and `dress`) and people (e.g. labels such as `bride`, `person`, `doctor`). We use the synset labels to determine the set of objects in the image and gender of the people present.

To designate gender groups, we create two sets of labels – one corresponding to WordNet concepts referring to women (e.g. `mother`, `wife`) and the other corresponding to WordNet concepts referring to men (e.g. `son`, `groom`)². See Table 1 in the Appendix for the full synset mapping. Because these labels are collected from external annotators rather than self-reported by the people shown in the images, we refer to them as `perceived-gender` labels. After getting the `perceived-gender` labels, we retain only the images that are annotated with a single `perceived-gender` label and assign them to binary `perceived-gender` groups. In Section 4, we discuss with greater detail the challenges and limitations of measuring gender-based performance disparities in this way.

To increase reliability of our measurements, we use only the WordNet object labels that occur in at least 50 images for each `perceived-gender` group. After filtering, we have 25,215 images and 408 object classes for Visual Genome.

In addition to the Visual Genome dataset, for Experiment 1 we also show results for MS-COCO

²We note that these words are used in this manner in WordNet and widely in society, though they can be used across genders.

¹We use object classes and concepts interchangeably.

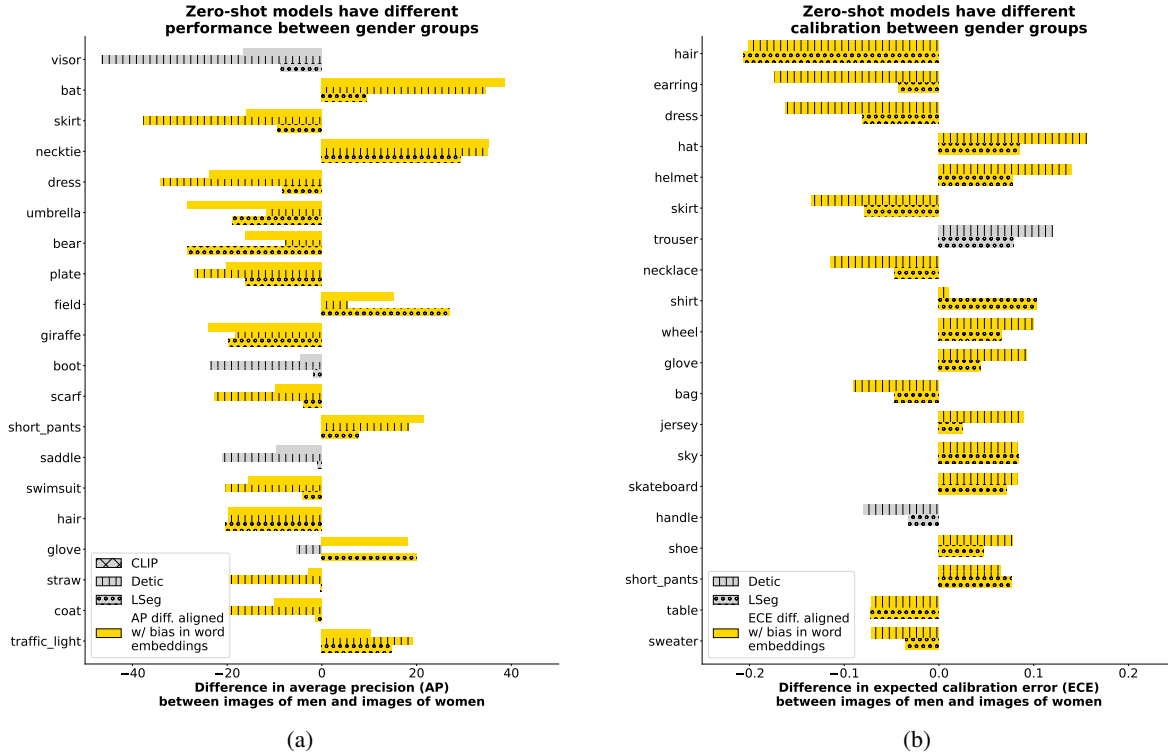


Figure 1: **(a)** The average precision (AP) perceived-gender disparity by concept for the Visual Genome, where positive values indicate better performance for images of men, \mathcal{D}_{men} , and negative values indicate better performance for images of women, \mathcal{D}_{women} . This corresponds to Experiment 1 in Section 3.1. **(b)** We measure expected calibration error (ECE), which is the absolute difference between model confidence and accuracy, for each concept. This corresponds to Experiment 2 in Section 3.2. **(both)** The bars colored yellow bars show AP and ECE disparities that also align with the social biases measured in word2vec embeddings. Biases in the word2vec embeddings corresponds to Experiment 3 in Section 3.3.

(Lin et al., 2014), a dataset of 123k images containing a set of bounding boxes for 80 object categories and 5 captions per image. We map the gender-related COCO objects to the Visual Genome synsets in order to compare differential model performance on similar objects between two different datasets. For each COCO object, we find a Visual Genome synset with the same or similar name. When we have the choice between multiple synsets or multiple synset definitions, we use the Visual Genome synset definition that most closely aligns with the object’s representation in COCO based on visual inspection.

Because MS-COCO does not include synsets for images, we use the captions to extract the perceived gender(s) in each image similar to previous work (Zhao et al., 2017). Following our approach for Visual Genome, we create a list of gender-related terms (see Appendix A.1 for full list) and keep only those images with a single perceived-gender reference across the captions. We use the train set for filtering objects that do not occur in at least

100 images. This yields 1412 total images and 76 object classes.

3 Evaluation Setup & Findings

We use the process defined in Section 2.1 to evaluate whether three vision-and-language models, CLIP, Detic and LSeg, exhibit disparate gender-based outcomes and treatment between concepts, and to what extent these biases are similar to those from language models. We use images from the Visual Genome with filtered sets of images of men, \mathcal{D}_{men} , and woman, \mathcal{D}_{women} , as described in Section 2.2. There are approximately two times the number of images in \mathcal{D}_{men} than \mathcal{D}_{women} ³. We use publicly available pretrained checkpoints for all models. Detic also requires a minimum score for a predicted bounding box, which we set as 0.1.

³We note again that these gender definitions are limited, are tied to annotators’ perceptions, and use the narrow definitions of binary gender.

3.1 Experiment 1: Disparity in outcomes by group

Setup We ask whether a model has similar performance for image classification for a given concept when evaluating images in \mathcal{D}_{men} and \mathcal{D}_{women} . A fair model should have generally comparable performance across demographic groups. To determine whether each model has differential performance across `perceived-gender` groups, we use the difference of average precision (AP) between \mathcal{D}_{men} and \mathcal{D}_{women} for every concept. The average precision is the weighted mean of model precision across concepts. We use AP as it is a popular metric for vision tasks and it accounts for a variable number of objects between images.

Results We find that *all models show differential outcomes by gender*, performing disparately between `perceived-gender` groups \mathcal{D}_{men} and \mathcal{D}_{women} for many concepts. Figure 1(a) shows the greatest differences in average precision (AP) for synsets that co-occur with man- and woman-annotated images for CLIP, Detic, and LSeg. Positive AP differences for a concept indicate better outcomes for images in \mathcal{D}_{men} (e.g. the model performs better for images containing men over images containing women for the concept `necktie`) and negative AP differences signal a better measurement for images in \mathcal{D}_{women} . The direction of the AP differences is consistent among all three models for many objects, indicating shared fairness concerns across all of them.

Furthermore, it is common to report the mean average precision across all concepts as a single, summary statistic of model performance (e.g. (Zhou et al., 2022)). Figure 2 demonstrates that *the aggregation of AP across all concepts can mask these disparities* and lend a false assurance of model consistency across demographic groups.

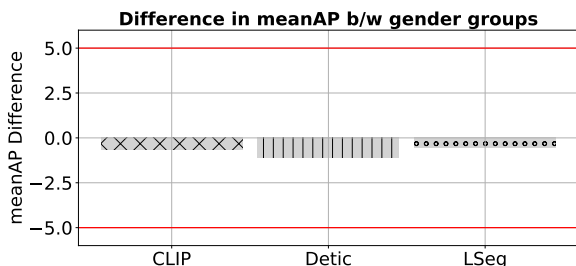


Figure 2: For CLIP, Detic, and LSeg evaluated on Visual Genome, the difference in meanAP between the annotated gender groups masks significant per-concept disparities observed in Figure 1.

Lastly, in Figure 3 and Figure 4, we show the overlap between Visual Genome and COCO for a subset of objects in which CLIP and Detic have the highest disparity in AP. To summarize our results, we highlight objects according to whether the AP differences are practically significant and indicate the consistency of disparities between datasets. The color mappings are as follows:

- **Green:** The AP-differences for both Visual Genome and COCO are in the same direction and have magnitudes greater than 5, meaning that the performance is practically and significantly higher for the same `perceived-gender` group for both datasets.
- **Red:** The AP-differences for the two datasets are in opposite directions and have magnitudes greater than 5, indicating that the disparity in performance is significant yet inconsistent between the two datasets.
- **Yellow:** At most one AP-difference between the two datasets is greater than 5. This implies that, while the model could favor one group in a dataset over the other, either in the same or different directions, the difference is not practically significant for both datasets.

In short, *green* shows alignment in disparities between datasets, *red* shows misalignment, and *yellow* shows either alignment or misalignment but both datasets are not significant. We omit objects that are not included in both datasets.

We find that there is a significant number of objects with consistent concerns of performance disparity between `perceived-gender` groups across both datasets for both models (as indicated in green). Specifically, in Figure 4 we see that there are 20 and 15 objects of practically significant, directionally similar performance concerns for both CLIP and Detic respectively, for Visual Genome and COCO. This provides additional evidence that the concerns observed are not dataset specific and may be pervasive for the given objects even among different distributions of representation.

3.2 Experiment 2: Disparity in treatment by group

Setup We next explore how models treat different groups using *calibration*. If a model’s calibration is the similar between groups, it means the model *assigns similar probability scores to samples that have the same expected likelihood of con-*

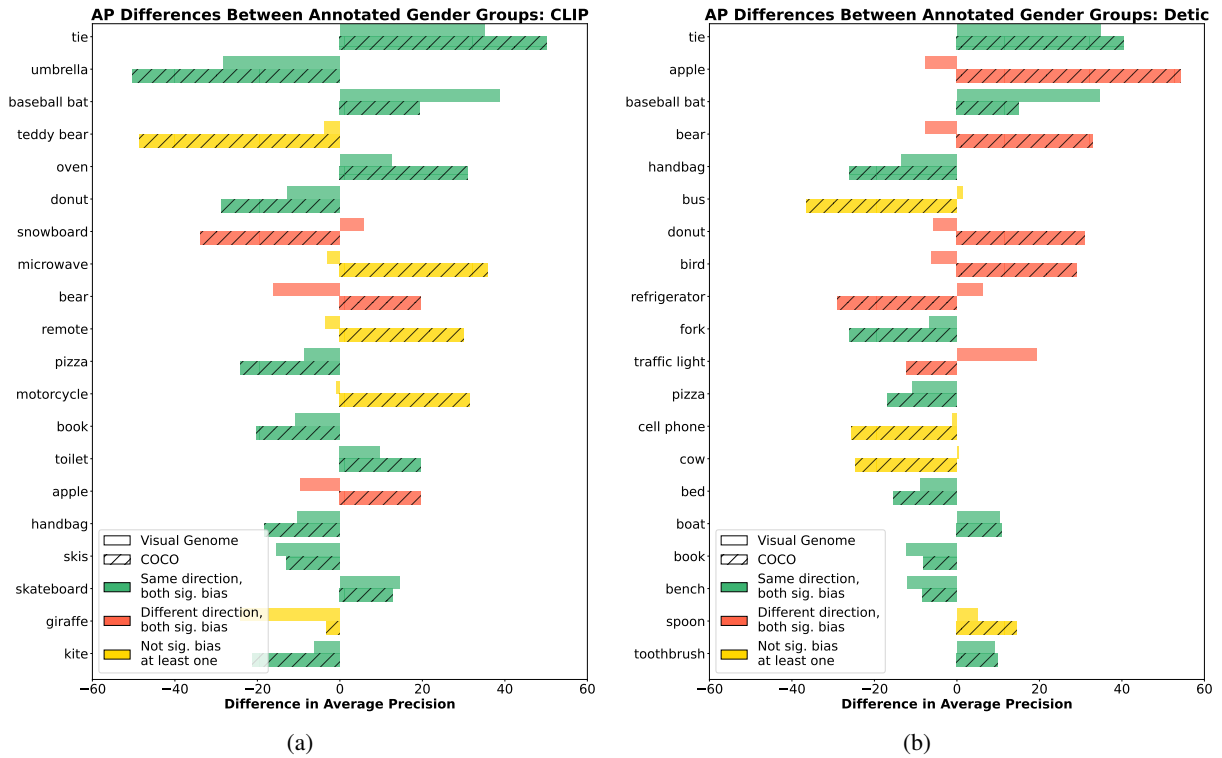


Figure 3: Objects with the highest-disparity in AP for CLIP (left) and Detic (right), evaluated on both Visual Genome and COCO.

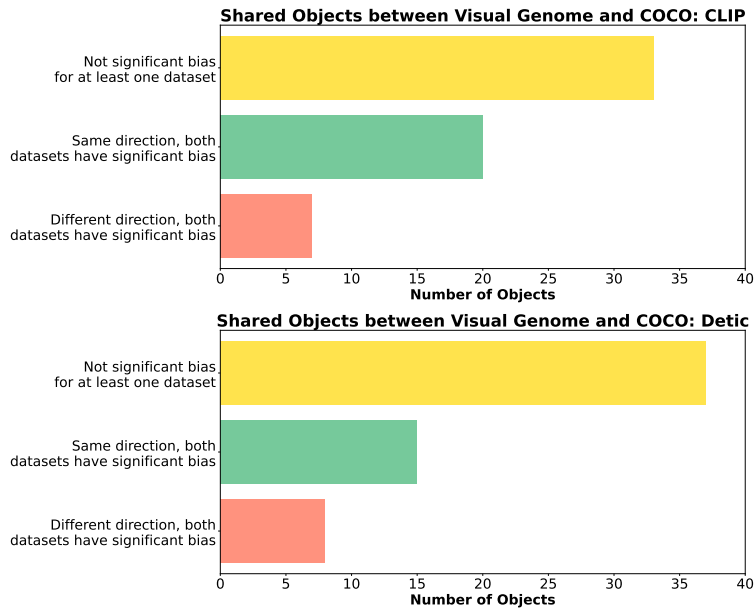


Figure 4: Many of the objects shared between Visual Genome objects and COCO have a practically significant, directionally similar difference in AP for both CLIP (top) and Detic (bottom).

taining the concept, regardless of which group is depicted in the image. For example, suppose we have two images - one containing a man, the other containing a woman - with the same expected likelihood that they contain the concept `necktie`. If the model assigns a lower confidence score to the

image with a woman while assigning a higher confidence score to the image with a man, then the model is displaying a disparity in calibration. Calibration is also closely associated to real-world applications of machine learning systems (Bakalar et al., 2021).

Following previous work (Guo et al., 2017; Hall et al., 2022), we study a model’s calibration using the expected calibration error (ECE) (Naeini et al., 2015), which is the absolute difference between the model’s confidence and its accuracy. Larger values of ECE mean greater model miscalibration. A fair model should have a similar ECE for a given concept regardless of the gender of the person depicted with said concept. This means $ECE_{\mathcal{D}_{men}} \approx ECE_{\mathcal{D}_{women}}$. We evaluate Detic and LSeg, excluding CLIP because its multi-label classification setting does not produce probabilities (see Appendix A.2 for further explanation).

Results We find that *Detic and LSeg both show differential treatment for gender*. For each `perceived-gender` group we’re evaluating, we computed the ECE for each concept and took the difference between $ECE_{\mathcal{D}_{men}}$ and $ECE_{\mathcal{D}_{women}}$. A positive ECE difference means the model is more calibrated for the given concept for images of men and a negative ECE means the model is more calibrated for images of woman. Figure 1(b) shows that many concepts have a large difference in ECE between groups.

3.3 Experiment 3: Relationship between bias in word embeddings and bias in zero-shot vision-language models

Setup For the final experiment, we explore whether the observed disparities in zero-shot models correlate with disparities found in word embeddings. Gender bias in word embeddings has been explored using the geometry of the embedding space (Bolukbasi et al., 2016) and average cosine similarities between sets of gendered terms and sets of stereotypical, non-gendered terms (Caliskan et al., 2017; May et al., 2019; Tan and Celis, 2019). Using a similar approach, we extract embeddings for each concept using word2vec (Mikolov et al., 2013) trained on Google News 300M and compute the cosine similarity between each concept and the gendered terms in the word embedding space following the method defined in Appendix A.3.

Results We observe that *the disparities found in Experiments 1 and 2 for zero-shot vision-language models are aligned with those in word embeddings*, as indicated by the cosine similarities. The bars in Figure 1 are colored yellow when the difference in cosine similarities between the word2vec text embeddings for the synset and gender terms are aligned with the discrepancies in AP and ECE.

This suggests that language can contribute to propagating social biases in vision-language models, particularly in zero-shot settings that do not perform any further finetuning.

3.4 Root Cause Analyses

We analyzed concepts in Visual Genome with disparities across `perceived-gender` for the three models and found several potential root causes. We see that definitions of concepts like `necktie` and the salience of objects like `hair` can differ between groups. We also find that *how* concepts correlate among each other vary between groups; see Appendix A.4. These analyses suggest that our findings surface disparities that have real-world implications and can inform potential mitigations.

4 Discussion

Natural language supervision has greatly expanded the capabilities of vision models. Many of these models are able to perform zero-shot image classification, object detection and semantic segmentation on an open-vocabulary. We probed three models – CLIP, Detic and LSeg – to evaluate whether there are gender-based disparities in their performance and treatment for different groups and to see whether these disparities, if any, paralleled those found in word embeddings from language models.

First, we found that these zero-shot models perform differently for many concepts based on the `perceived-gender` of the co-occurring person in the image across multiple datasets. We also identified the importance of measuring each concept by itself, as aggregating analyses across concepts can mask the gender-based performance disparities. Next, we explored the relationship between model confidence and accuracy using the expected calibration error (ECE) and found that the ECE differs for many concepts between `perceived-gender` groups across all models. These results show the importance of considering model fairness when using an open vocabulary in zero-shot settings. Finally, we focused on the relationship between non-contextual word embeddings and the three zero-shot models. The word embeddings have been shown to exhibit gender biases, and these biases are aligned with CLIP, Detic and LSeg.

These findings suggest that using language models as supervision may parallel or magnify the biases in vision models. Overall, we hope this paves

the way for future investigations of these concerns, identifies specific opportunities for mitigations, and serves as an exemplar of a method to audit zero-shot vision models for demographic disparities.

Limitations

There are multiple issues with using annotations to approximate `perceived-gender` that plague most image and multi-modal datasets used for disparity evaluations (Scheuerman et al., 2020). In many vision-language datasets, captions are primarily crowdsourced or web-scraped, and those depicted in the images are not able to provide their gender identity. The captions therefore depict the gender perceptions of those writing the captions, which are limited and rarely include non-binary gender labels. The binarization of gender using synsets is reductive and excludes other genders. Also, this approach relies on annotators’ inherent perception of gender and can lead to the misgendering of individuals depicted. Reliance on static, external annotations based on visual representations is inherently misaligned with an inclusive operationalization of gender (Devinney et al., 2022). People depicted should be given the agency to optionally share and update their gender information throughout a dataset’s lifespan (Smith et al., 2022).

Furthermore, while we do our best to perform rigorous and robust measurements, each decision made in a disaggregated evaluation of model performance may affect the observed findings (Barocas et al., 2021). As an example of one such decision, we adapted the detection and segmentation tasks performed by Detic and LSeg as multi-label classification tasks to enable a comparison of the three models between shared metrics and datasets. Other decisions include the choice of dataset, method of defining groups, and evaluation metric.

Broader Impacts

The importance of understanding societal effects of the use of representations from natural language to enable vision tasks only increases as such practices become more ubiquitous. Model fairness can be defined in many ways and the method of evaluation can reveal different patterns of disparities (Kleinberg et al., 2016). Our study highlights one of several ways to evaluate vision-language systems.

While understanding and minimizing observed disparities in model performance is a valuable goal in itself, it may be insufficient for ensuring that

machine learning predictions are unbiased and fair. Optimizing models to reduce these disparities requires tradeoffs between other fairness guarantees and performance measures.

Acknowledgments

We thank Adina Williams, Laurens van der Maaten, Nicolas Usunier, Hervé Jegou, Bobbie Chern, Rebecca Qian, and Ranjay Krishna for their feedback on this work.

References

- Sandhini Agarwal, Gretchen Krueger, Jack Clark, Alec Radford, Jong Wook Kim, and Miles Brundage. 2021. Evaluating CLIP: towards characterization of broader capabilities and downstream implications. [arXiv preprint arXiv:2108.02818](#).
- Chloé Bakalar, Renata Barreto, Stevie Bergman, Miranda Bogen, Bobbie Chern, Sam Corbett-Davies, Melissa Hall, Isabel Kloumann, Michelle Lam, Joaquin Quiñero Candela, Manish Raghavan, Joshua Simons, Jonathan Tannen, Edmund Tong, Kate Vredenburgh, and Jiejing Zhao. 2021. [Fairness on the ground: Applying algorithmic fairness approaches to production systems](#).
- Solon Barocas, Anhong Guo, Ece Kamar, Jacquelyn Kroner, Meredith Ringel Morris, Jennifer Wortman Vaughan, W. Duncan Wadsworth, and Hanna M. Wallach. 2021. [Designing disaggregated evaluations of AI systems: Choices, considerations, and trade-offs](#). [CoRR](#), abs/2103.06076.
- Su Lin Blodgett, Solon Barocas, Hal Daumé III, and Hanna Wallach. 2020. [Language \(technology\) is power: A critical survey of “bias” in NLP](#). In [Proceedings of the 58th Annual Meeting of the Association for Computational Linguistics](#), pages 5454–5476, Online. Association for Computational Linguistics.
- Tolga Bolukbasi, Kai-Wei Chang, James Y Zou, Venkatesh Saligrama, and Adam T Kalai. 2016. Man is to computer programmer as woman is to homemaker? debiasing word embeddings. [Advances in neural information processing systems](#), 29.
- Aylin Caliskan, Joanna J. Bryson, and Arvind Narayanan. 2017. Semantics derived automatically from language corpora contain human-like biases. [Science](#), 356(6334):183–186.
- Hannah Devinney, Jenny Björklund, and Henrik Björklund. 2022. Theories of “gender” in nlp bias research. [arXiv preprint arXiv:2205.02526](#).
- Alexey Dosovitskiy, Lucas Beyer, Alexander Kolesnikov, Dirk Weissenborn, Xiaohua Zhai, Thomas Unterthiner, Mostafa Dehghani, Matthias Minderer, Georg Heigold, Sylvain Gelly, et al. 2020. An image is worth 16x16 words: Transformers for image recognition at scale. [arXiv preprint arXiv:2010.11929](#).
- Simone Fabbrizzi, Symeon Papadopoulos, Eirini Ntoutsi, and Ioannis Kompatsiaris. 2022. [A survey on bias in visual datasets](#). [Computer Vision and Image Understanding](#), 223:103552.
- Priya Goyal, Adriana Romero Soriano, Caner Hazirbas, Levent Sagun, and Nicolas Usunier. 2022. [Fairness indicators for systematic assessments of visual feature extractors](#).
- C. Guo, G. Pleiss, Y. Sun, and K.Q. Weinberger. 2017. On calibration of modern neural networks. pages 1321–1330.
- Melissa Hall, Laurens van der Maaten, Laura Gustafson, and Aaron Adcock. 2022. [A systematic study of bias amplification](#). [CoRR](#), abs/2201.11706.
- Chao Jia, Yinfei Yang, Ye Xia, Yi-Ting Chen, Zarana Parekh, Hieu Pham, Quoc Le, Yun-Hsuan Sung, Zhen Li, and Tom Duerig. 2021. Scaling up visual and vision-language representation learning with noisy text supervision. In [International Conference on Machine Learning](#), pages 4904–4916. PMLR.
- Jon M. Kleinberg, Sendhil Mullainathan, and Manish Raghavan. 2016. [Inherent trade-offs in the fair determination of risk scores](#). [CoRR](#), abs/1609.05807.
- Ranjay Krishna, Yuke Zhu, Oliver Groth, Justin Johnson, Kenji Hata, Joshua Kravitz, Stephanie Chen, Yannis Kalantidis, Li-Jia Li, David A Shamma, Michael Bernstein, and Li Fei-Fei. 2016. [Visual genome: Connecting language and vision using crowdsourced dense image annotations](#).
- Boyi Li, Kilian Q Weinberger, Serge Belongie, Vladlen Koltun, and Rene Ranftl. 2022. Language-driven Semantic Segmentation. In [International Conference on Learning Representations](#).
- Tsung-Yi Lin, Michael Maire, Serge Belongie, James Hays, Pietro Perona, Deva Ramanan, Piotr Dollár, and C Lawrence Zitnick. 2014. Microsoft coco: Common objects in context. In [European conference on computer vision](#), pages 740–755. Springer.
- Chandler May, Alex Wang, Shikha Bordia, Samuel R. Bowman, and Rachel Rudinger. 2019. [On measuring social biases in sentence encoders](#). In [Proceedings of the 2019 Conference of the North American Chapter of the Association for Computational Linguistics: Human Language Technologies, Volume 1 \(Long and Short Papers\)](#), pages 622–628, Minneapolis, Minnesota. Association for Computational Linguistics.
- Tomas Mikolov, Ilya Sutskever, Kai Chen, Greg S Corrado, and Jeff Dean. 2013. Distributed representations of words and phrases and their compositionality. [Advances in neural information processing systems](#), 26.
- George A. Miller. 1995. Wordnet: A lexical database for english. [Commun. ACM](#), 38(11):39–41.
- Mahdi Pakdaman Naeini, Gregory F. Cooper, and Miles Hauskrecht. 2015. Obtaining well calibrated probabilities using bayesian binning.
- Alec Radford, Jong Wook Kim, Chris Hallacy, Aditya Ramesh, Gabriel Goh, Sandhini Agarwal, Girish Sastry, Amanda Askell, Pamela Mishkin, Jack Clark, et al. 2021. Learning transferable visual models from natural language supervision. In [International](#)

Conference on Machine Learning, pages 8748–8763. PMLR.

Candace Ross, Boris Katz, and Andrei Barbu. 2021. Measuring social biases in grounded vision and language embeddings. In Proceedings of the 2021 Conference of the North American Chapter of the Association for Computational Linguistics: Human Language Technologies, pages 998–1008.

Morgan Klaus Scheuerman, Kandrea Wade, Caitlin Lustig, and Jed R. Brubaker. 2020. [How we’ve taught algorithms to see identity: Constructing race and gender in image databases for facial analysis](#). Proc. ACM Hum.-Comput. Interact., 4(CSCW1).

Eric Michael Smith, Melissa Hall, Melanie Kambadur, Eleonora Presani, and Adina Williams. 2022. [“i’m sorry to hear that”: Finding new biases in language models with a holistic descriptor dataset](#).

Yi Chern Tan and L Elisa Celis. 2019. Assessing social and intersectional biases in contextualized word representations. Advances in Neural Information Processing Systems, 32.

Jialu Wang, Yang Liu, and Xin Eric Wang. 2021. Assessing multilingual fairness in pre-trained multimodal representations. arXiv preprint arXiv:2106.06683.

Jieyu Zhao, Tianlu Wang, Mark Yatskar, Vicente Ordonez, and Kai-Wei Chang. 2017. [Men also like shopping: Reducing gender bias amplification using corpus-level constraints](#). CoRR, abs/1707.09457.

Xingyi Zhou, Rohit Girdhar, Armand Joulin, Phillip Krähenbühl, and Ishan Misra. 2022. Detecting Twenty-thousand Classes using Image-level Supervision.

A Appendix

A.1 Annotations Used for Group Assignment

The mapping of synset and caption terms used for defining groups in the Visual Genome and COCO datasets are shown in Table 1.

A.2 Why Experiment 2 Does Not Include CLIP

For Experiment 2 as described in Section 3.2, we measure the disparity in the expected calibration error (ECE) for a given concept across the genders we are evaluating. We only measure and report ECE for Detic and LSeg. If we were in a single-label classification setting with N object classes, we could take the output of CLIP (cosine similarities ranging from -1 to 1 between the N classes and the image) and take the softmax to produce probabilities. The probabilities correlate to model confidence and can be used to measure the ECE

(where both confidences and accuracies range from 0 to 1). In the multi-label setting, we instead have the raw logits and cannot compute the softmax because multiple classes can be present in the image. We will consider different approaches in the future to measure calibration in the multi-label setting for CLIP.

A.3 Cosine Similarity Measurements

To perform cosine similarity measurements in Experiment 3, we first define a set of embeddings corresponding to each gender group following prior work (Caliskan et al., 2017), where each gender group contains multiple related terms. For example, the “woman” group set contains terms including “female”, “woman”, “girl”, etc. We then define a mapping of embeddings corresponding to each synset: We use the synset itself for all concepts where the synset is a canonical term of reference for that concept and the synset consists of only one word (e.g. “refrigerator.n.01”). When the concept consists of two words (e.g. “electric_refrigerator.n.01”), we average the embeddings between the two words. When the synset is ambiguous for that concept and may be confused with other synsets related to the same concept, we select a modifier based on the synset definition (e.g. “knob.n.02” becomes “knob handle” and “helmet.n.02” becomes “protective helmet”). For each perceived-gender group, we average the cosine similarity between the synset embeddings and each gender term. We then use the difference in the cosine similarities between the “man” and “woman” gender groups as an indicator of the social bias for that concept: When the difference in average cosine similarity is positive, the concept is more aligned with “man” terms than “woman” terms and vice versa for negative differences in average cosine similarity.

A.4 Examples from Root Cause Analysis of Disparities

In the Visual Genome dataset, we observe images of halter swimsuits (which tie at the neck) labeled as “necktie.n.01”, in addition to the more common necktie traditionally worn with dress-suits. Because women tend to wear such swimsuits more than men, a model that recognizes “necktie” in the more common sense may perform less well for women.

We also see that images that contain representations of hair and dress can vary in salience between

Visual Genome

<i>man-related terms</i>	<i>woman-related terms</i>
man.n.01,	maid.n.02,
male_child.n.01,	woman.n.01,
guy.n.01,	girl.n.01,
male.n.01,	lady.n.01,
groom.n.01,	female.n.01,
husband.n.01,	mother.n.01,
grandfather.n.01,	lass.n.01,
son.n.01,	ma.n.01,
boyfriend.n.01,	widow.n.01,
brother.n.01,	bride.n.01,
grandson.n.01,	daughter.n.01,
groomsman.n.01,	grandma.n.01,
ex-husband.n.01,	granddaughter.n.01,
uncle.n.01,	bridesmaid.n.01,
godfather.n.01	girlfriend.n.01,
	sister.n.01,
	wife.n.01,
	female_child.n.01,
	white_woman.n.01,
	dame.n.01,
	matriarch.n.01,
	mother_figure.n.01,
	dame.n.02,
	great-aunt.n.01,
	donna.n.01

MS-COCO

<i>man-related terms</i>	<i>woman-related terms</i>
man,	woman,
mans,	womans,
men,	women,
boy,	girl,
boys,	girls,
father,	lady,
fathers,	ladies,
son,	mother,
sons,	mothers,
he,	daughter,
his,	daughters,
him	she,
	her,
	hers

Table 1: The synsets for Visual Genome (left) and words from captions for MS-COCO (right) that we use to determine group membership for gender for the images in the datasets. We exclude the images annotated with synsets or captions that correspond the concept `person` or `people` as well as images that correspond to both man-related and woman-related terms.

gender groups, as the two groups depicted in the photos tend to co-occur with the concepts differently. The variation in salience of a given concept between groups likely affects models' predictive performance for the group.