

Facial Expression Recognition using Squeeze and Excitation-powered Swin Transformers

Arpita Vats
Santa Clara University
avats@scu.edu

Aman Chadha
Amazon AI, Stanford University
hi@aman.ai

Abstract

The interpretation of facial emotions plays a crucial role in human communication, allowing people to recognize emotions such as happiness, sadness, and anger through facial expressions and vocal tones. Facial Emotion Recognition (FER) is an area of great interest in computer vision and AI, with extensive academic and commercial potential, including security, advertising, and entertainment. We present a FER framework based on Swin vision Transformers (SwinT) and squeeze and excitation block (SE), which utilizes a transformer model with an attention mechanism to address vision tasks. Our approach uses a vision transformer with SE and a sharpness-aware minimizer (SAM), as transformers typically require substantial data to be as efficient as other competitive models. Our challenge was to create a good FER model based on the SwinT configuration with the ability to detect facial emotions using a small amount of data. We used a hybrid dataset to train our model and evaluated its performance on the AffectNet dataset, achieving an F1-score of 0.5420. Our model outperformed the winner of the (ABAW) Competition, which was held in conjunction with the European Conference on Computer Vision (ECCV) 2022 [10].

1. Introduction

Facial Emotion Recognition (FER) is one of the major areas of research. (FER) is a field of study in computer vision and artificial intelligence that focuses on the detection and interpretation of emotions expressed through facial expressions. FER technology uses computer algorithms to analyze images or videos of faces and identify emotions such as happiness, sadness, anger, fear, surprise, and disgust. FER has the potential to impact a wide range of applications, including psychology and neuroscience research, marketing, human-computer interaction, and security. In psychology and neuroscience, FER can help researchers better understand the emotions that drive human behavior.

In marketing, FER can be used to gauge consumer emotions and preferences. In human-computer interaction, FER can be used to create more natural and intuitive interfaces that respond to human emotions. In security, FER can be used for authentication, surveillance, and emotional profiling. Faces analysis indicates recognizing the angle and expression of a human being independently of the immersive environment it could be, and ambiguous emotions are the cornerstone of the problem. Understanding human emotion also plays a vital role in emotional intelligence. Facial expression is one of the most natural, powerful, and universal signals for human beings to convey their emotional states and intentions [4, 16]. We seek to analyze how the Swin transformer (Swin-T) performs on this task, comparing our model with the state-of-art models on hybrid datasets, taking into account the lack of inductive bias proper for Vision Transformer (ViT). ViT is a transformer-based architecture for computer vision tasks such as image classification, segmentation, and object detection. The paper [6] demonstrates that ViT outperforms existing state-of-the-art models on several benchmark datasets, and provides insights into how the architecture works and why it is effective. It uses self-attention mechanisms to dynamically attend to essential regions in an image, allowing them to capture complex relationships between objects. Using transformers for image recognition makes it possible to achieve strong results on image recognition tasks while using less memory and computational resources than traditional CNN. We offer an overview of the following aspects:

- Data composition: Understanding the data composition of different datasets with high data variables, and merging them into a unique dataset.
- Data integration: Integrating data from various sources to create a unified dataset.
- Data analysis: Analyzing the features of each subset of data, including some attributes and metadata to change for normalized samples.

Table 1. ActiViTy Classes.

ID	Class
0	Fear
1	Sadness
2	Happy
3	Anger
4	Disgust
5	Surprise
6	Neutral

- Data preprocessing: Preparing the data for manipulation and augmentation, including techniques such as normalization, scaling, and augmentation.
- Dataset split: Splitting the dataset into three subsets with some common features, such as image format, size, and the number of channels.
- Face detection and cropping: Configuring models for face detection and cropping procedures.
- Model evaluation: Evaluating the results of the models using various performance metrics, such as accuracy, precision, recall, and F1-score.
- Results analysis: Analyzing the results of the models to understand the strengths and weaknesses of the transformers for Facial Emotion Recognition.

In this work, we presented a Facial Emotion Recognition (FER) framework in this work. Our approach is based on SwinT and squeeze and excitation block (SE). To develop an efficient FER model with the ability to detect facial emotions using a small amount of data, we utilized a transformer model with an attention mechanism and a sharpness-aware minimizer (SAM). Additionally, we made a unique contribution by using a hybrid dataset for training and evaluating the model’s performance on the AffectNet dataset, achieving an F1-score of 0.5420. The effectiveness of our approach was demonstrated by outperforming the winner of the Affective Behavior Analysis in-the-wild (ABAW) Competition held in conjunction with the European Conference on Computer Vision (ECCV) 2022.¹

2. Related Works

Deng *et al.* [5] suggested a technique for multi-task learning in the presence of missing labels. To balance the dataset, they proposed a method that utilized the ground truth labels of all three tasks to train a teacher model, and then used the output of the teacher model as soft labels for the student model. They used both the soft labels and the ground truth labels to train the student model.

Kuhnke and Rumberg *et al.* [11] proposed a two-stream model that incorporated audio and image streams. They fed

these streams separately into a CNN network, then utilized temporal convolutions on the image stream. Additionally, they utilized facial alignment and correlations between different emotional representations to improve their model’s performance.

Thinh *et al.* [3] introduced a deep learning model that used ResNet50 [8] as its backbone, with pre-trained weights from ImageNet [5]. They employed VGGFace2 for emotion recognition, aiming to speed up and enhance the training process.

Zhang *et al.* [18] proposed a method for multi-task emotion recognition that takes into account the intrinsic association between the different emotional representations. They noted that despite the different psychological philosophies behind these representations, there is evidence that they are linked to each other. For example, similar facial muscle movements (action units) tend to indicate similar emotions, and most previous works on multi-task emotion recognition have ignored this fact by modeling different tasks in parallel branches. The proposed method instead uses a streaming structure to model the recognition process serially, going from local action units to global emotion states, and adjusting the hierarchical distributions on different feature levels. This approach is designed to better capture the interdependent relationships between the different emotional representations.

DAN, a facial recognition model introduced by Wen *et al.* [17], comprises three key components: Feature Clustering Network (FCN), Multi-head cross Attention Network (MAN), and Attention Fusion Network (AFN). FCN is responsible for feature extraction using a large-margin learning approach to maximize class separability. MAN, on the other hand, utilizes several attention heads to attend to multiple facial areas simultaneously, building an attention map for these regions. Finally, AFN combines the attention maps by distracting attention to multiple locations before fusing them into a comprehensive map.

The current state-of-the-art approach for emotion recognition using the AffectNet dataset was proposed by Andrey *et al.* [15]. Their method involves applying face detection, tracking, and clustering techniques to extract face sequences from each frame. Subsequently, a single neural network is used to extract emotional features from each frame.

3. Methodology

Figure 1 Depicts our framework. The architecture involves a SwinT with a SE layer added before the Swin Transformer SwinT. The model predicts the different basic facial emotions of humans. Swin Transformer SwinT is a hierarchical Transformer whose representation is computed with Shifted windows. The shifted windowing scheme brings greater efficiency by limiting self-attention computa-

¹Work does not relate to position at Amazon

tion to non-overlapping local windows while also allowing for cross-window connection. This hierarchical architecture has the flexibility to model at various scales and has linear computational complexity with respect to image size.

3.1. Swin Transformer

The Transformer is an architecture for neural networks that was introduced in 2017. It is most commonly used in the field of Natural Language Processing (NLP) and has revolutionized the way in which sequence-to-sequence tasks are performed. The Transformer architecture is based on self-attention mechanisms, which allow the network to dynamically attend to important parts of the input sequence, enabling the network to capture long-range relationships and dependencies.

ViT is a variant of the Transformer architecture that was introduced in 2020 for computer vision tasks, specifically image recognition. Unlike traditional computer vision models that use convolutional neural networks (CNNs), ViT replaces convolutions with self-attention mechanisms, allowing the network to dynamically attend to important regions in an image. ViT has shown strong results on various image recognition tasks, outperforming traditional CNNs while using less memory and computational resources. We have used vision transformers *et al.* [12] by fine-tuning the pre-trained model on ImageNet, to classify eight human emotions: anger, contempt, disgust, fear, happiness, neutral, sadness, and surprise. The core component in this kind of model is the attention mechanism, which can extract valuable features from the input with a standard query, key, and value structure, where the matrix multiplication between queries and keys, pulls the similarity between them. Then, the softmax function applied to the result is multiplicities on the value, obtaining our 'attention' mechanism. Our transformer architecture is based on a stack of eleven encoders preceded by a hybrid patch embedding architecture. The improvement is made by considering the lack of inductive bias problem. Vision Transformer has much less image-specific inductive bias than CNNs. SwinT (Swin Transformer) is a type of Transformer architecture designed for computer vision tasks. It was introduced in 2021 as an improvement over previous Vision Transformers (ViT) by combining the strengths of both convolutional neural networks (CNNs) and transformers. SwinT uses a multi-scale approach that enables the network to capture both local and global features in an image.

The architecture of SwinT consists of a combination of convolutions, self-attention mechanisms, and a unique switching mechanism that dynamically switches between local and global processing. This enables the network to capture fine-grained details and high-level semantic information in an image, making it well-suited for various computer vision tasks, including image classification and object

detection.

SwinT has demonstrated strong performance on various computer vision benchmarks, and its unique combination of convolutions and self-attention mechanisms has the potential to lead to further advances in the field of computer vision. A SwinT block is built by replacing the standard multi-head self-attention (MSA) module in a Transformer block with a module based on shifted windows, with other layers kept the same. A SwinT block consists of a shifted window-based MSA module, followed by a 2-layer MLP with GELU nonlinearity in between. A LayerNorm (LN) layer is applied before each MSA module and each MLP, and a residual connection is applied after each module. SwinT first splits an input RGB image into non-overlapping patches by a patch-splitting module, similar to ViT. Each patch is treated as a "token" and its feature is set as a concatenation of the raw pixel RGB values. A patch size of 4×4 is used and thus the feature dimension of each patch is $4 \times 4 \times 3 = 48$, accounting for the 3 channels. A linear embedding layer is applied to this raw-valued feature which is finally projected to an arbitrary dimension C .

3.2. Datasets

One of the challenges we encountered was the lack of data availability. Many datasets are protected only for research uses and are not available completely to students [14]. So, we only used the samples available on Kaggle or other open-source data platforms. Transformers need a good amount of samples to retrieve hidden patterns during the training phase and the few data in our hands are not enough to satisfy this requirement. So, we have a plan to manipulate our small amount of samples to increase the size of the final datasets using data augmentation. The final dataset will have eight different classes integrated by three different subsets of the dataset:

1. FER-2013: It contains approximately 40,000 facial RGB images of different expressions with a size restricted to 48×48 , and the main labels can be split into seven types: Fear, Sadness, Happy, Anger, Disgust, Surprise, Neutral. The Disgust expression has a minimal number of 600 samples, while other labels have nearly 5,000 samples each.
2. CK+: The Extended Cohn-Kanade (CK+) dataset contains images extrapolated from 593 video sequences from 123 different subjects, ranging from 18 to 50 years of age with a variety of genders and heritage. Each video shows a facial shift from a neutral expression to a targeted peak expression, recorded at 30 frames per second (FPS) with a resolution of either 640×490 or 640×480 pixels. Unfortunately, we do not have all generated datasets, but we stored only 1000 images with high variance from a Kaggle repository.

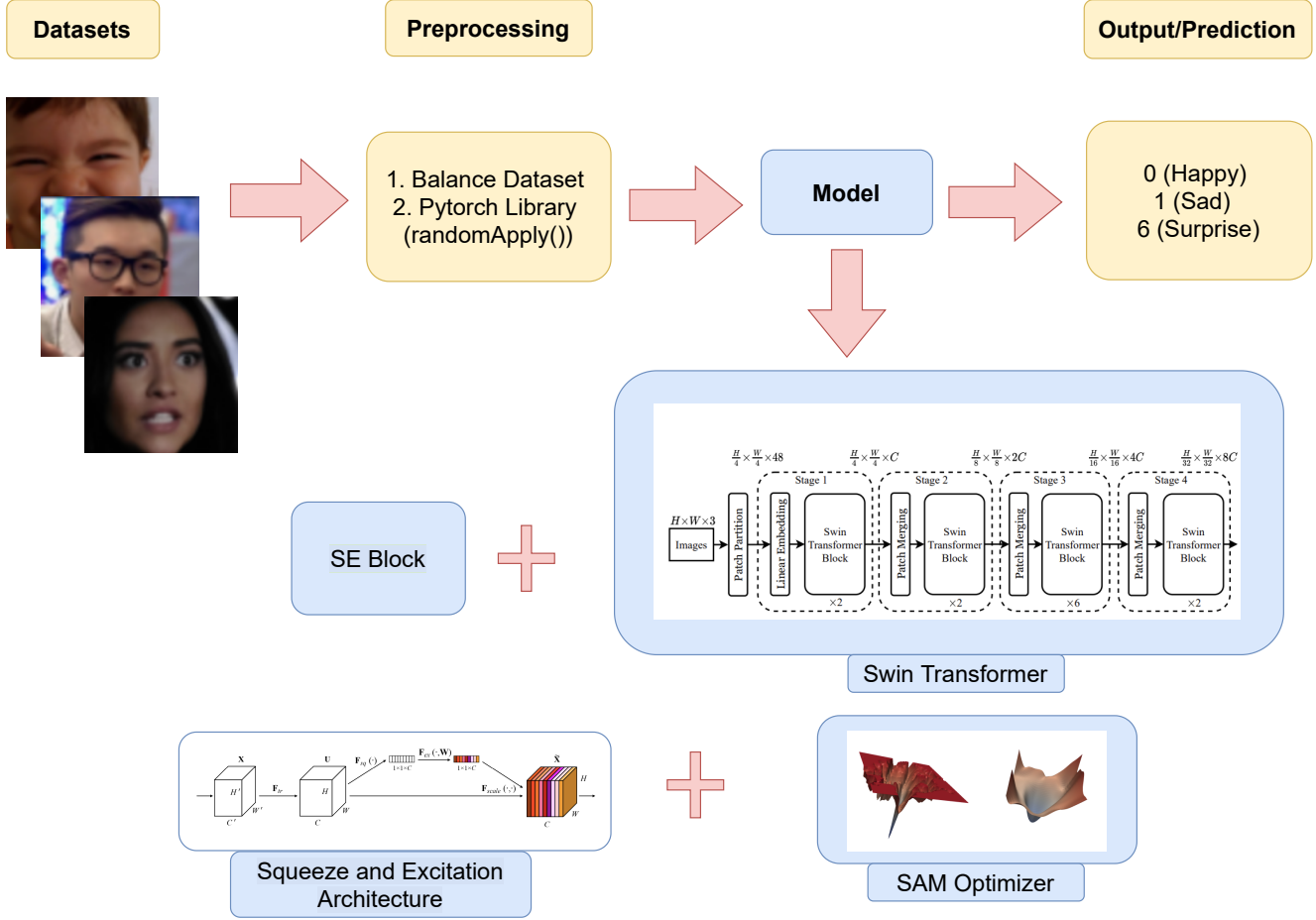


Figure 1. Facial Emotion Detection using SwinT with SE Block.

3. **AffectNet:** It is a sizeable facial expression dataset with 60,000 images classified in eight categories (neutral, happy, angry, sad, fear, surprise, disgust, contempt) of facial expressions along with the intensity of valence and arousal.

Each dataset focuses on RGB channels for the coloring and has different sizes and image extensions entirely stored (the total amount of data is around 2 GB). So, we need to establish a standard format to manage them simultaneously. We employed various fine-tuning techniques outlined in the preprocessing section

3.3. Preprocessing

We collected data from different sources and integrated it to form a dataset. The validation and testing sets were balanced with an equal number of samples for each class, while the training set had a minimum amount of samples for each class, resulting in an unbalanced dataset. To balance the dataset, we used data augmentation to increase the number of samples for each class, and then we removed the excessively generated images to obtain a final dataset with the

same number of samples for each class. Despite integrating available open-source data, the contempt and disgust classes had low amounts of data, and we addressed this issue by increasing the variance of pixel matrices using data augmentation. This approach allowed us to obtain a balanced dataset without using oversampling techniques. In this section, we will describe the data manipulation and merging process of multiple datasets, as well as the various data augmentation techniques used to preprocess the dataset for training. Since we used multiple datasets, we had to integrate them into one with the same dimensions and configuration for the model to use as input. Due to an unbalanced class distribution, we utilized various augmentation techniques, including:

- **Image Rotation:** It is one of the widely used augmentation techniques and allows the model to be more diversified. The value is between 0 and 360. We rotate images until 10 grades to adapt frontal images of FER-2013 and CK+48 on a similar face orientation to AffectNet faces and do not cripple already rotated images.

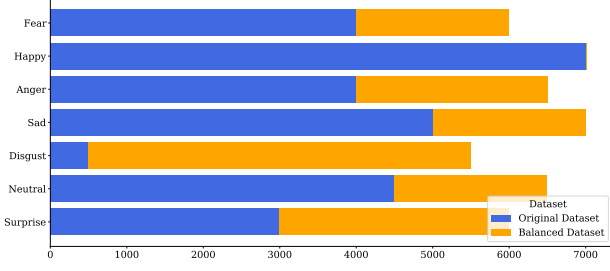


Figure 2. Class-level sub-population statistics for the final dataset after balancing.

- **Augmentation:** To quell the exorbitant data appetite of the Transformer architecture and mitigate the issue of lack of data, we used a variety of augmentation techniques to increase the sample size. We performed various augmentation methods such as RandomRotation[13], and RandomAutocontrast. This method helped the model get familiar with more data and thus improved its performance of the model.

Figure 2 shows the unbalanced and balanced dataset used for training after preprocessing and integration of different datasets of facial emotions mentioned in section 3.2 in detail.

3.4. Model

In this section, we introduced a Single-Step Detector model for emotion classification and face cropping with their adaptations. We resized the images to $224 \times 224 \times 3$ for it to be used as Transformer input. Then the final step is to normalize it with the same values as the SwinT fine-tuning phase: 0.5 of mean and 0.5 as standard deviation along all channels. We have used SwinT to recognize eight different facial emotions anger, contempt, disgust, fear, happiness, neutral, sadness, and surprise. SwinT first splits an input RGB image into non-overlapping patches by a patch-splitting module, like ViT. Each patch is treated as a “token” and its feature is set as a concatenation of the raw pixel RGB values. A patch size of 4×4 is used and thus the feature dimension of each patch is $4 \times 4 \times 3 = 48$. A linear embedding layer is applied to this raw-valued feature to project it to an arbitrary dimension C . Several Transformer blocks with modified self-attention computation (Swin Transformer blocks) are applied to these patch tokens. The Transformer blocks maintain the number of tokens ($H/4 \times W/4$), and together with the linear embedding are referred to as “Stage 1”. To produce a hierarchical representation, the number of tokens is reduced by patch-merging layers as the network gets deeper. The first patch merging layer concatenates the features of each group of 2×2 neighboring patches and applies a linear layer on the $4C$ -dimensional concatenated features. This reduces the

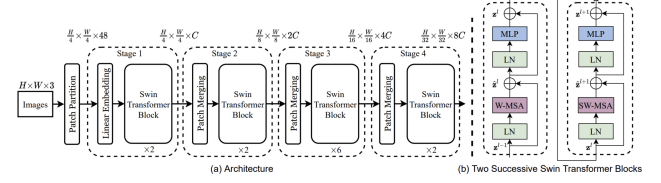


Figure 3. (a) The architecture of a SwinT; (b) two successive SwinT Blocks W-MSA and SW-MSA are multi-head self-attention modules with regular and shifted windowing configurations, respectively [12].

number of tokens by a multiple of $2 \times 2 = 4$ (2 downsampling of resolution). The output dimension is set to $2C$, and the resolution is kept at $H/8 \times W/8$. This first block of patch merging and feature transformation is denoted as “Stage 2”. The procedure is repeated twice, as “Stage 3” and “Stage 4”, with output resolutions of $H/16 \times W/16$ and $H/32 \times W/32$, respectively. These stages jointly produce a hierarchical representation, with the same feature map resolutions as those of typical convolutional networks, such as VGGNet and ResNet, which can conveniently replace the backbone networks in existing methods for various vision tasks.

3.5. Squeeze and Excitation

The Squeeze and Excitation (SE) block is also an attention mechanism. It contains fewer parameters than the self-attention block where two fully connected layers are used with only one operation of point-wise multiplication. It was first introduced in [9] to optimize CNN architecture as a channel-wise attention module, concretely we use only the excitation part since the squeeze part is a pooling layer built to reduce the dimension of the 2D-CNN layers [1]. The SE is introduced on top of the Transformer encoder more precisely on the classification token vector. Different from the self-attention block which is used inside the Transformer encoder to encode the input sequence and extract features through class token the SE is applied to re-calibrate the feature responses by explicitly modeling inter-dependencies among class token channels.

3.6. Transformer with Sharpness-Aware Minimizer

Sharpness-Aware Minimizer (SAM) uses the connections between the geometry of the loss landscape of deep neural networks and their generalization ability. It is also used for transformers to smooth the loss landscape and simultaneously minimize loss value as well as loss curvature thereby seeking parameters in neighborhoods having uniformly low loss value and generalizing, following a more linear curvature on the loss values. This is indeed different from traditional SGD-based optimization that seeks parameters having low loss values on an individual basis and not on neighbor relations. So, we can modify the Vision Transformer described in the previous section by adapting

the optimizer on SAM. This should generalize the minimization of the loss value but increment the training time of the model [2]. The SAM optimization function can also tackle the ‘noisy-label’ problem present by obtaining a high degree of robustness to label noise datasets [7] which indeed is part of the problem taking into account the Affect-net dataset. Furthermore, according to final considerations of [2], SAM works better with small datasets, mostly on Vision transformers. In conclusion, we have considered two assumptions: first, SAM incurs another round of forwarding and backward propagation to update neuron weights, which will lead to around $2\times$ computational cost per update but get better performances on small datasets. Second, we notice that the effect of SAM diminishes as the training dataset becomes larger, but we can’t have the not augmented data and obtain a balanced dataset at the same time; due to the low number of contempt and disgust samples.

The proposed model utilizes a SwinT model pre-trained on ImageNet-1K, with specific transformer configurations based on the dimension of the last layer for fine-tuning purposes. For each of their structure, it provides a random weighted-based version without a pre-training phase. Our model achieved an F1 score of 0.5452. As we present our experimental evaluation, we will also discuss the potential pitfalls of another method we try. During the preprocessing phase, we redefined the size of the images to adapt the dimension to 224×224 on three different channels (corresponding to the RGB channels). we normalized the input data and prepared samples for the training phase. The normalization phase applies a mean and a standard deviation of 0.5 for each channel. The best validation accuracy taken from the set of epochs during the training phase defines the final model weights set. Fine-tuning phase adapts the model parameters to the FER task using stochastic gradient descent or sharpness-aware minimizer adaptation with a cross-entropy loss function. The learning rate follows a scheduler that adjusts the initial value for every ten epochs by multiplying it by 0.1. Finally, we applied a simple momentum of 0.9 to increase the speed of training and variable learning rate according to the optimizer chosen in the experiment. We carried out different experiments with different configurations in this environment. The SwinT architectures enable better separation of classes compared to CNN baseline architecture. In addition, the SE block enhances SwinT model robustness, as the intra-distances between clusters are maximized. Interestingly, the features before the SE form more compact clusters with inter-distance lower than the features after the SE, which may interpret the features before SE are more robust than those after the SE. We tested the performances of three different model variants including SwinT, SwinT+SE, and lastly SwinT+SE+SAM. Based on our empirical observations, we concluded that SwinT+SE+SAM outperforms the other architectures.

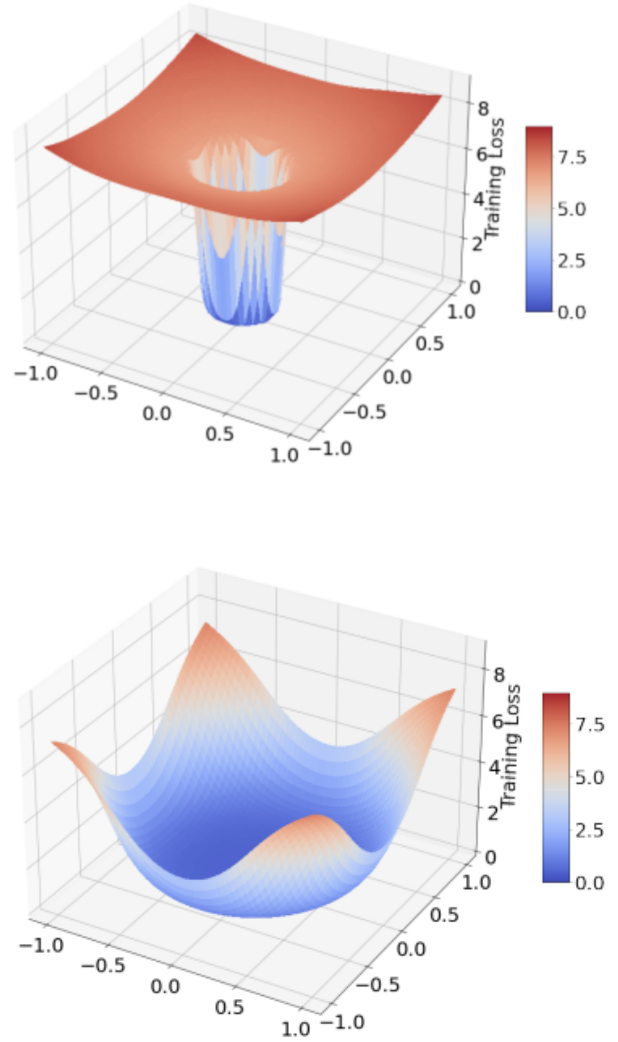


Figure 4. Cross-entropy loss landscape on ViT (top) and the same smoothed landscape with the application of SAM (bottom) during the training on ImageNet [2].

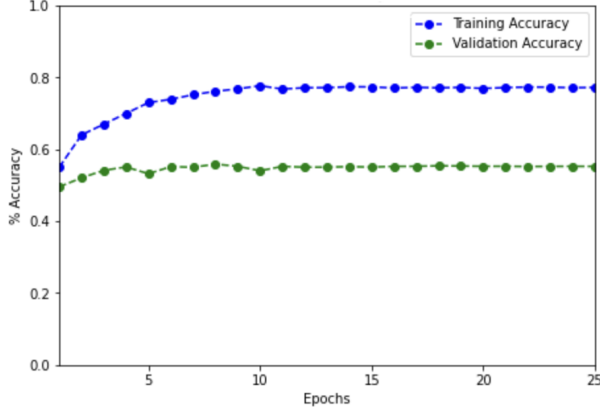
3.7. Metrics Evaluation

We tested models on 4000 different samples of AffectNet without data augmentation with training and validation sets.

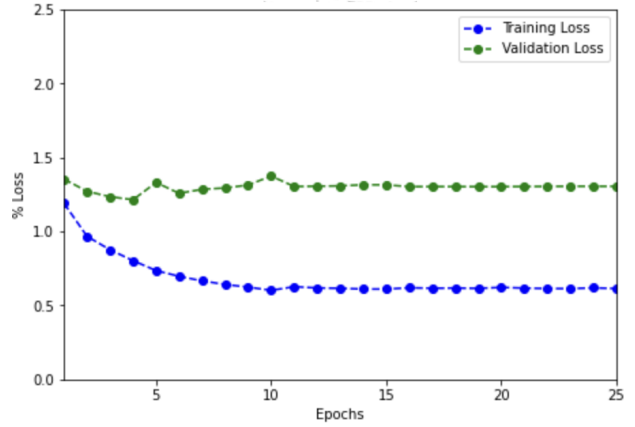
Table 2. The accuracy for our proposed method, is indicated in bold green. Testing Accuracy (with approximation to 7 classes), Weighted Average Precision, Recall, and F1-Score on project models tested on AffectNet.

Metrics	SwinT	SwinT-SE	SwinT-SE-SAM
7 Classes Accuracy	0.4921	0.5104	0.5310
Weighted Avg. Precision	0.5090	0.5470	0.5485
Weighted Avg. Recall	0.5000	0.5225	0.5410
Weighted Avg. F1-Score	0.4943	0.5169	0.5420

We trained our model using SwinT+SE+SAM model for 25 epochs. The testing dataset is formed by 4000 sam-



(a)



(b)

Figure 5. (a) Training and Validation Accuracy Swin+SE+SAM (b) Training and Validation Loss Swin-T+SE+SAM.

ples equally distributed (500 samples per class). The plot above shows the training and Validation accuracy, Training accuracy was 0.832 and Validation accuracy was 0.5784. Also as the training reached closer to 25 epochs we can see training loss reduced similar to validation loss. Table 2 shows different metrics results for three different models we choose to compare against, which include SwinT, SwinT+SE, SwinT+SE+SAM. We can see that the performance of SwinT+SE+SAM seems to outperform rest of the model used. Due to a lack of data for contempt class, we evaluated models on AffectNet considering only the 7 augmented classes. Finally, for a more detailed evaluation, we have written precision, recall, and F1. We tried some different configurations about the use of SAM and the gradual learning rate on the SwinT configuration with the objective to find the best configuration, avoiding overfitting or underfitting, and obtaining acceptable performances using a small dataset. The current SoTA for AffectNet dataset F1 score is 0.6629 for 7 classes of emotions using Multi-task Efficient Net-B2. On the other hand, our model is one of the first approaches using SwinT for facial emotion recognition, and we were able to achieve an F1 score of 0.5420.

4. Conclusion

We have explored the direct application of Transformers to image recognition and test robustness on noisy datasets like AffectNet. We interpret an image as a sequence of patches and process it by a standard Transformer encoder as used in NLP. Our challenge was to test and obtain a model with the capability to recognize eight classes of emotions with the constraints of data availability for the FER task; we used only a subset of AffectNet, FER-2013, and CK+ to train and validate models. we also used the SwinT+SE, a simple scheme that optimizes the learning of the SwinT by an attention block called Squeeze and Excitation. It performs impressively well in improving the performance of SwinT in the FER task. Additionally, we also used an

SAM optimizer to further enhance the model performance to avoid loss due to noisy data.

References

- [1] Mouath Aouayeb, Wassim Hamidouche, Catherine Soladie, Kidiyo Kpalma, and Renaud Segulier. Learning vision transformer with squeeze and excitation for facial expression recognition, 2021. 5
- [2] Xiangning Chen, Cho-Jui Hsieh, and Boqing Gong. When vision transformers outperform resnets without pre-training or strong data augmentations, 2021. 6
- [3] Phan Tran Dac Thinh, Hoang Manh Hung, Hyung-Jeong Yang, Soo-Hyung Kim, and Guee-Sang Lee. Emotion recognition with sequential multi-task learning technique. In *2021 IEEE/CVF International Conference on Computer Vision Workshops (ICCVW)*, pages 3586–3589, 2021. 2
- [4] Charles Darwin. *The Expression of the Emotions in Man and Animals*. Cambridge Library Collection - Darwin, Evolution and Genetics. Cambridge University Press, 2013. 1
- [5] Didan Deng, Zhaokang Chen, and Bert Shi. Multitask emotion recognition with incomplete labels. pages 592–599, 11 2020. 2
- [6] Alexey Dosovitskiy, Lucas Beyer, Alexander Kolesnikov, Dirk Weissenborn, Xiaohua Zhai, Thomas Unterthiner, Mostafa Dehghani, Matthias Minderer, Georg Heigold, Sylvain Gelly, Jakob Uszkoreit, and Neil Houlsby. An image is worth 16x16 words: Transformers for image recognition at scale. In *International Conference on Learning Representations*, 2021. 1
- [7] Pierre Foret, Ariel Kleiner, Hossein Mobahi, and Behnam Neyshabur. Sharpness-aware minimization for efficiently improving generalization, 2020. 6
- [8] Kaiming He, Xiangyu Zhang, Shaoqing Ren, and Jian Sun. Deep residual learning for image recognition, 2015. 2
- [9] Jie Hu, Li Shen, Samuel Albanie, Gang Sun, and Enhua Wu. Squeeze-and-excitation networks, 2017. 5
- [10] Dimitrios Kollias. Abaw: learning from synthetic data and multi-task learning challenges, 2022. 1

- [11] Felix Kuhnke, Lars Rumberg, and Jorn Ostermann. Two-stream aural-visual affect analysis in the wild. In *2020 15th IEEE International Conference on Automatic Face and Gesture Recognition (FG 2020)*. IEEE, nov 2020. 2
- [12] Ze Liu, Yutong Lin, Yue Cao, Han Hu, Yixuan Wei, Zheng Zhang, Stephen Lin, and Baining Guo. Swin transformer: Hierarchical vision transformer using shifted windows, 2021. 3, 5
- [13] S. Minaee, Y. Boykov, F. Porikli, A. Plaza, N. Kehtarnavaz, and D. Terzopoulos. Image segmentation using deep learning: A survey. *IEEE Transactions on Pattern Analysis*, 44, 2022. 5
- [14] Ali Mollahosseini, Behzad Hasani, and Mohammad H. Mahoor. AffectNet: A database for facial expression, valence, and arousal computing in the wild. *IEEE Transactions on Affective Computing*, jan 2019. 3
- [15] Andrey V. Savchenko, Lyudmila V. Savchenko, and Ilya Makarov. Classifying emotions and engagement in online learning based on a single facial expression recognition neural network. *IEEE Transactions on Affective Computing*, pages 1–12, 2022. 2
- [16] Y.-I. Tian, T. Kanade, and J.F. Cohn. Recognizing action units for facial expression analysis. *IEEE Transactions on Pattern Analysis and Machine Intelligence*, 23(2):97–115, 2001. 1
- [17] Zhengyao Wen, Wenzhong Lin, Tao Wang, and Ge Xu. Distract your attention: Multi-head cross attention network for facial expression recognition, 2021. 2
- [18] Hanzhong Zhang, Jibin Yin, and Xiangliang Zhang. The study of a five-dimensional emotional model for facial emotion recognition. *Mobile Information Systems*, 2020:1–10, 12 2020. 2